

## Precinct 0001

### Statistics

	TOTAL	Absentee	Early Voting	Election Day
Registered Voters - Total	526			
Ballots Cast - Total	35	3	15	17
Ballots Cast - Republican Party	13	2	6	5
Ballots Cast - Democratic Party	22	1	9	12
Ballots Cast - Blank	0	0	0	0
Voter Turnout - Total	6.65%			

### REP US Rep, District 1

Vote For 1

	TOTAL	VOTE %	Absentee	Early Voting	Election Day
Aditya "A.D." Atholi	1	8.33%	0	0	1
John Porro	0	0.00%	0	0	0
Nathaniel Moran	8	66.67%	1	5	2
Joe McDaniel	3	25.00%	0	1	2
Total Votes Cast	12	100.00%	1	6	5
Overvotes	0		0	0	0
Undervotes	1		1	0	0

### REP Governor

Vote For 1

	TOTAL	VOTE %	Absentee	Early Voting	Election Day
Danny Harrison	0	0.00%	0	0	0
Chad Prather	3	23.08%	0	2	1
Paul Belew	0	0.00%	0	0	0
Rick Perry	1	7.69%	1	0	0
Don Huffines	0	0.00%	0	0	0
Allen B. West	2	15.38%	0	2	0
Greg Abbott	7	53.85%	1	2	4
Kandy Kaye Horn	0	0.00%	0	0	0
Total Votes Cast	13	100.00%	2	6	5
Overvotes	0		0	0	0
Undervotes	0		0	0	0

### REP Lieutenant Governor

Vote For 1

	TOTAL	VOTE %	Absentee	Early Voting	Election Day
Daniel Miller	2	16.67%	0	1	1
Dan Patrick	6	50.00%	0	3	3
Todd M. Bullis	0	0.00%	0	0	0
Trayce Bradford	3	25.00%	1	2	0
Aaron Sorrells	1	8.33%	0	0	1
Zach Vance	0	0.00%	0	0	0
Total Votes Cast	12	100.00%	1	6	5
Overvotes	0		0	0	0
Undervotes	1		1	0	0

## Precinct 0001

### REP Attorney General

Vote For 1

	TOTAL	VOTE %	Absentee	Early Voting	Election Day
George P. Bush	1	7.69%	0	0	1
Louie Gohmert	8	61.54%	2	3	3
Ken Paxton	4	30.77%	0	3	1
Eva Guzman	0	0.00%	0	0	0
Total Votes Cast	13	100.00%	2	6	5
Overvotes	0		0	0	0
Undervotes	0		0	0	0

### REP Comptroller of Public Accounts

Vote For 1

	TOTAL	VOTE %	Absentee	Early Voting	Election Day
Mark V. Goloby	3	33.33%	1	2	0
Glenn Hegar	6	66.67%	1	2	3
Total Votes Cast	9	100.00%	2	4	3
Overvotes	0		0	0	0
Undervotes	4		0	2	2

### REP Comm General Land Office

Vote For 1

	TOTAL	VOTE %	Absentee	Early Voting	Election Day
Dawn Buckingham	4	33.33%	0	2	2
Don W. Minton	1	8.33%	1	0	0
Ben Armenta	0	0.00%	0	0	0
Rufus Lopez	0	0.00%	0	0	0
Tim Westley	2	16.67%	0	1	1
Jon Spiers	3	25.00%	1	2	0
Victor Avila	0	0.00%	0	0	0
Weston Martinez	2	16.67%	0	1	1
Total Votes Cast	12	100.00%	2	6	4
Overvotes	0		0	0	0
Undervotes	1		0	0	1

### REP Commissioner of Agriculture

Vote For 1

	TOTAL	VOTE %	Absentee	Early Voting	Election Day
Sid Miller	4	36.36%	0	3	1
James White	7	63.64%	2	2	3
Carey A. Council	0	0.00%	0	0	0
Total Votes Cast	11	100.00%	2	5	4
Overvotes	0		0	0	0
Undervotes	2		0	1	1

## Precinct 0001

### REP Railroad Commissioner

Vote For 1

	TOTAL	VOTE %	Absentee	Early Voting	Election Day
Tom Slocum Jr	4	33.33%	1	1	2
Marvin "Sarge" Summers	0	0.00%	0	0	0
Sarah Stogner	2	16.67%	0	1	1
Dawayne Tipton	1	8.33%	0	0	1
Wayne Christian	5	41.67%	1	3	1
<b>Total Votes Cast</b>	<b>12</b>	<b>100.00%</b>	<b>2</b>	<b>5</b>	<b>5</b>
Overvotes	0		0	0	0
Undervotes	1		0	1	0

### REP Justice, Supreme Court, PI 3

Vote For 1

	TOTAL	VOTE %	Absentee	Early Voting	Election Day
Debra Lehrmann	8	100.00%	2	5	1
<b>Total Votes Cast</b>	<b>8</b>	<b>100.00%</b>	<b>2</b>	<b>5</b>	<b>1</b>
Overvotes	0		0	0	0
Undervotes	5		0	1	4

### REP Justice, Supreme Court, PI 5

Vote For 1

	TOTAL	VOTE %	Absentee	Early Voting	Election Day
Rebeca Huddle	9	100.00%	2	5	2
<b>Total Votes Cast</b>	<b>9</b>	<b>100.00%</b>	<b>2</b>	<b>5</b>	<b>2</b>
Overvotes	0		0	0	0
Undervotes	4		0	1	3

### REP Justice, Supreme Court, PI 9

Vote For 1

	TOTAL	VOTE %	Absentee	Early Voting	Election Day
David J. Schenck	8	72.73%	2	3	3
Evan Young	3	27.27%	0	2	1
<b>Total Votes Cast</b>	<b>11</b>	<b>100.00%</b>	<b>2</b>	<b>5</b>	<b>4</b>
Overvotes	0		0	0	0
Undervotes	2		0	1	1

### REP Judge, Ct of Crim App, PI 2

Vote For 1

	TOTAL	VOTE %	Absentee	Early Voting	Election Day
Mary Lou Keel	7	100.00%	2	4	1
<b>Total Votes Cast</b>	<b>7</b>	<b>100.00%</b>	<b>2</b>	<b>4</b>	<b>1</b>
Overvotes	0		0	0	0
Undervotes	6		0	2	4

### Precinct 0001

#### REP Judge, Ct of Crim App, PI 5

Vote For 1

	TOTAL	VOTE %		Absentee	Early Voting	Election Day
Clint Morgan	7	58.33%	<div style="width: 58.33%;"><div style="width: 58.33%;"></div></div>	2	4	1
Scott Walker	5	41.67%	<div style="width: 41.67%;"><div style="width: 41.67%;"></div></div>	0	2	3
Total Votes Cast	12	100.00%	<div style="width: 100.00%;"><div style="width: 100.00%;"></div></div>	2	6	4
Overvotes	0			0	0	0
Undervotes	1			0	0	1

#### REP Judge, Ct of Crim App, PI 6

Vote For 1

	TOTAL	VOTE %		Absentee	Early Voting	Election Day
Jesse F. McClure, III	9	100.00%	<div style="width: 100.00%;"><div style="width: 100.00%;"></div></div>	2	4	3
Total Votes Cast	9	100.00%	<div style="width: 100.00%;"><div style="width: 100.00%;"></div></div>	2	4	3
Overvotes	0			0	0	0
Undervotes	4			0	2	2

#### REP Member, State BoE, Dist 9

Vote For 1

	TOTAL	VOTE %		Absentee	Early Voting	Election Day
Keven M. Ellis	9	100.00%	<div style="width: 100.00%;"><div style="width: 100.00%;"></div></div>	2	4	3
Total Votes Cast	9	100.00%	<div style="width: 100.00%;"><div style="width: 100.00%;"></div></div>	2	4	3
Overvotes	0			0	0	0
Undervotes	4			0	2	2

#### REP State Senator, Dist 1

Vote For 1

	TOTAL	VOTE %		Absentee	Early Voting	Election Day
Bryan Hughes	11	100.00%	<div style="width: 100.00%;"><div style="width: 100.00%;"></div></div>	2	5	4
Total Votes Cast	11	100.00%	<div style="width: 100.00%;"><div style="width: 100.00%;"></div></div>	2	5	4
Overvotes	0			0	0	0
Undervotes	2			0	1	1

#### REP State Rep, Dist 6

Vote For 1

	TOTAL	VOTE %		Absentee	Early Voting	Election Day
Matt Schaefer	12	100.00%	<div style="width: 100.00%;"><div style="width: 100.00%;"></div></div>	2	6	4
Charles Turner	0	0.00%	<div style="width: 0.00%;"><div style="width: 0.00%;"></div></div>	0	0	0
Total Votes Cast	12	100.00%	<div style="width: 100.00%;"><div style="width: 100.00%;"></div></div>	2	6	4
Overvotes	0			0	0	0
Undervotes	1			0	0	1

## Precinct 0001

### REP Justice, 12th Ct of App Dist, PI 2

Vote For 1

	TOTAL	VOTE %	Absentee	Early Voting	Election Day
Brian Hoyle	8	100.00%	2	4	2
Total Votes Cast	8	100.00%	2	4	2
Overvotes	0		0	0	0
Undervotes	5		0	2	3

### REP Dist Judge, 241st Judicial Dist

Vote For 1

	TOTAL	VOTE %	Absentee	Early Voting	Election Day
Debby Gunter	9	100.00%	2	4	3
Total Votes Cast	9	100.00%	2	4	3
Overvotes	0		0	0	0
Undervotes	4		0	2	2

### REP Dist Judge, 321st Judicial Dist

Vote For 1

	TOTAL	VOTE %	Absentee	Early Voting	Election Day
Robert Wilson	10	100.00%	2	4	4
Total Votes Cast	10	100.00%	2	4	4
Overvotes	0		0	0	0
Undervotes	3		0	2	1

### REP Criminal District Attorney

Vote For 1

	TOTAL	VOTE %	Absentee	Early Voting	Election Day
Jacob Putman	9	100.00%	2	4	3
Total Votes Cast	9	100.00%	2	4	3
Overvotes	0		0	0	0
Undervotes	4		0	2	2

### REP County Judge

Vote For 1

	TOTAL	VOTE %	Absentee	Early Voting	Election Day
Neal Franklin	10	100.00%	2	4	4
Total Votes Cast	10	100.00%	2	4	4
Overvotes	0		0	0	0
Undervotes	3		0	2	1

### REP Judge, County Court at Law No. 1

Vote For 1

	TOTAL	VOTE %	Absentee	Early Voting	Election Day
Jason Ellis	8	100.00%	2	4	2
Total Votes Cast	8	100.00%	2	4	2
Overvotes	0		0	0	0
Undervotes	5		0	2	3

## Precinct 0001

### REP Judge, County Court at Law No. 2

Vote For 1

	TOTAL	VOTE %		Absentee	Early Voting	Election Day
Taylor Heaton	8	100.00%	<div style="width: 100%; height: 10px; background-color: #ffc107;"></div>	1	4	3
Total Votes Cast	8	100.00%	<div style="width: 100%; height: 10px; background-color: #ffc107;"></div>	1	4	3
Overvotes	0			0	0	0
Undervotes	5			1	2	2

### REP Judge, County Court at Law No. 3

Vote For 1

	TOTAL	VOTE %		Absentee	Early Voting	Election Day
Sara Maynard	6	54.55%	<div style="width: 54.55%; height: 10px; background-color: #ffc107;"></div>	0	5	1
Trevor M. Rose	0	0.00%	<div style="width: 0%; height: 10px; background-color: #6c757d;"></div>	0	0	0
Clay White	5	45.45%	<div style="width: 45.45%; height: 10px; background-color: #ffc107;"></div>	2	1	2
Total Votes Cast	11	100.00%	<div style="width: 100%; height: 10px; background-color: #ffc107;"></div>	2	6	3
Overvotes	0			0	0	0
Undervotes	2			0	0	2

### REP District Clerk

Vote For 1

	TOTAL	VOTE %		Absentee	Early Voting	Election Day
Penny Clarkston	10	100.00%	<div style="width: 100%; height: 10px; background-color: #ffc107;"></div>	2	4	4
Total Votes Cast	10	100.00%	<div style="width: 100%; height: 10px; background-color: #ffc107;"></div>	2	4	4
Overvotes	0			0	0	0
Undervotes	3			0	2	1

### REP County Clerk

Vote For 1

	TOTAL	VOTE %		Absentee	Early Voting	Election Day
Karen Bryant Phillips	10	100.00%	<div style="width: 100%; height: 10px; background-color: #ffc107;"></div>	2	4	4
Total Votes Cast	10	100.00%	<div style="width: 100%; height: 10px; background-color: #ffc107;"></div>	2	4	4
Overvotes	0			0	0	0
Undervotes	3			0	2	1

### REP County Treasurer

Vote For 1

	TOTAL	VOTE %		Absentee	Early Voting	Election Day
Kelli R. White	8	72.73%	<div style="width: 72.73%; height: 10px; background-color: #ffc107;"></div>	2	3	3
Jamie Boersma	3	27.27%	<div style="width: 27.27%; height: 10px; background-color: #6c757d;"></div>	0	2	1
Total Votes Cast	11	100.00%	<div style="width: 100%; height: 10px; background-color: #ffc107;"></div>	2	5	4
Overvotes	0			0	0	0
Undervotes	2			0	1	1

### Precinct 0001

#### REP County Chair

Vote For 1

	TOTAL	VOTE %		Absentee	Early Voting	Election Day
David Stein	8	100.00%	<div style="width: 100%; height: 10px; background-color: #ffc107;"></div>	2	4	2
Total Votes Cast	8	100.00%	<div style="width: 100%; height: 10px; background-color: #ffc107;"></div>	2	4	2
Overvotes	0			0	0	0
Undervotes	5			0	2	3

#### REP Proposition 1

Vote For 1

	TOTAL	VOTE %		Absentee	Early Voting	Election Day
YES	13	100.00%	<div style="width: 100%; height: 10px; background-color: #ffc107;"></div>	2	6	5
NO	0	0.00%	<div style="width: 0%; height: 10px; background-color: #6c757d;"></div>	0	0	0
Total Votes Cast	13	100.00%	<div style="width: 100%; height: 10px; background-color: #ffc107;"></div>	2	6	5
Overvotes	0			0	0	0
Undervotes	0			0	0	0

#### REP Proposition 2

Vote For 1

	TOTAL	VOTE %		Absentee	Early Voting	Election Day
YES	13	100.00%	<div style="width: 100%; height: 10px; background-color: #ffc107;"></div>	2	6	5
NO	0	0.00%	<div style="width: 0%; height: 10px; background-color: #6c757d;"></div>	0	0	0
Total Votes Cast	13	100.00%	<div style="width: 100%; height: 10px; background-color: #ffc107;"></div>	2	6	5
Overvotes	0			0	0	0
Undervotes	0			0	0	0

#### REP Proposition 3

Vote For 1

	TOTAL	VOTE %		Absentee	Early Voting	Election Day
YES	10	76.92%	<div style="width: 76.92%; height: 10px; background-color: #ffc107;"></div>	1	6	3
NO	3	23.08%	<div style="width: 23.08%; height: 10px; background-color: #6c757d;"></div>	1	0	2
Total Votes Cast	13	100.00%	<div style="width: 100%; height: 10px; background-color: #ffc107;"></div>	2	6	5
Overvotes	0			0	0	0
Undervotes	0			0	0	0

#### REP Proposition 4

Vote For 1

	TOTAL	VOTE %		Absentee	Early Voting	Election Day
YES	13	100.00%	<div style="width: 100%; height: 10px; background-color: #ffc107;"></div>	2	6	5
NO	0	0.00%	<div style="width: 0%; height: 10px; background-color: #6c757d;"></div>	0	0	0
Total Votes Cast	13	100.00%	<div style="width: 100%; height: 10px; background-color: #ffc107;"></div>	2	6	5
Overvotes	0			0	0	0
Undervotes	0			0	0	0

### Precinct 0001

#### REP Proposition 5

Vote For 1

	TOTAL	VOTE %		Absentee	Early Voting	Election Day
YES	10	76.92%	<div style="width: 76.92%;"><div style="width: 76.92%;"></div></div>	1	6	3
NO	3	23.08%	<div style="width: 23.08%;"><div style="width: 23.08%;"></div></div>	1	0	2
Total Votes Cast	13	100.00%	<div style="width: 100.00%;"><div style="width: 100.00%;"></div></div>	2	6	5
Overvotes	0			0	0	0
Undervotes	0			0	0	0

#### REP Proposition 6

Vote For 1

	TOTAL	VOTE %		Absentee	Early Voting	Election Day
YES	13	100.00%	<div style="width: 100.00%;"><div style="width: 100.00%;"></div></div>	2	6	5
NO	0	0.00%	<div style="width: 0.00%;"><div style="width: 0.00%;"></div></div>	0	0	0
Total Votes Cast	13	100.00%	<div style="width: 100.00%;"><div style="width: 100.00%;"></div></div>	2	6	5
Overvotes	0			0	0	0
Undervotes	0			0	0	0

#### REP Proposition 7

Vote For 1

	TOTAL	VOTE %		Absentee	Early Voting	Election Day
YES	13	100.00%	<div style="width: 100.00%;"><div style="width: 100.00%;"></div></div>	2	6	5
NO	0	0.00%	<div style="width: 0.00%;"><div style="width: 0.00%;"></div></div>	0	0	0
Total Votes Cast	13	100.00%	<div style="width: 100.00%;"><div style="width: 100.00%;"></div></div>	2	6	5
Overvotes	0			0	0	0
Undervotes	0			0	0	0

#### REP Proposition 8

Vote For 1

	TOTAL	VOTE %		Absentee	Early Voting	Election Day
YES	12	92.31%	<div style="width: 92.31%;"><div style="width: 92.31%;"></div></div>	2	6	4
NO	1	7.69%	<div style="width: 7.69%;"><div style="width: 7.69%;"></div></div>	0	0	1
Total Votes Cast	13	100.00%	<div style="width: 100.00%;"><div style="width: 100.00%;"></div></div>	2	6	5
Overvotes	0			0	0	0
Undervotes	0			0	0	0

#### REP Proposition 9

Vote For 1

	TOTAL	VOTE %		Absentee	Early Voting	Election Day
YES	12	92.31%	<div style="width: 92.31%;"><div style="width: 92.31%;"></div></div>	1	6	5
NO	1	7.69%	<div style="width: 7.69%;"><div style="width: 7.69%;"></div></div>	1	0	0
Total Votes Cast	13	100.00%	<div style="width: 100.00%;"><div style="width: 100.00%;"></div></div>	2	6	5
Overvotes	0			0	0	0
Undervotes	0			0	0	0



## Precinct 0001

---

### REP Proposition 10

Vote For 1

	TOTAL	VOTE %		Absentee	Early Voting	Election Day
YES	13	100.00%	<div style="width: 100%; height: 10px; background-color: #f0e68c;"></div>	2	6	5
NO	0	0.00%	<div style="width: 0%; height: 10px; background-color: #d3d3d3;"></div>	0	0	0
Total Votes Cast	13	100.00%	<div style="width: 100%; height: 10px; background-color: #f0e68c;"></div>	2	6	5
Overvotes	0			0	0	0
Undervotes	0			0	0	0

## Precinct 0002

### Statistics

	TOTAL	Absentee	Early Voting	Election Day
Registered Voters - Total	811			
Ballots Cast - Total	58	6	31	21
Ballots Cast - Republican Party	6	0	2	4
Ballots Cast - Democratic Party	52	6	29	17
Ballots Cast - Blank	0	0	0	0
Voter Turnout - Total	7.15%			

### REP US Rep, District 1

Vote For 1

	TOTAL	VOTE %	Absentee	Early Voting	Election Day
Aditya "A.D." Atholi	0	0.00%	0	0	0
John Porro	0	0.00%	0	0	0
Nathaniel Moran	5	83.33%	0	2	3
Joe McDaniel	1	16.67%	0	0	1
Total Votes Cast	6	100.00%	0	2	4
Overvotes	0		0	0	0
Undervotes	0		0	0	0

### REP Governor

Vote For 1

	TOTAL	VOTE %	Absentee	Early Voting	Election Day
Danny Harrison	0	0.00%	0	0	0
Chad Prather	0	0.00%	0	0	0
Paul Belew	0	0.00%	0	0	0
Rick Perry	0	0.00%	0	0	0
Don Huffines	1	16.67%	0	0	1
Allen B. West	2	33.33%	0	0	2
Greg Abbott	3	50.00%	0	2	1
Kandy Kaye Horn	0	0.00%	0	0	0
Total Votes Cast	6	100.00%	0	2	4
Overvotes	0		0	0	0
Undervotes	0		0	0	0

### REP Lieutenant Governor

Vote For 1

	TOTAL	VOTE %	Absentee	Early Voting	Election Day
Daniel Miller	2	40.00%	0	0	2
Dan Patrick	2	40.00%	0	0	2
Todd M. Bullis	0	0.00%	0	0	0
Trayce Bradford	0	0.00%	0	0	0
Aaron Sorrells	1	20.00%	0	1	0
Zach Vance	0	0.00%	0	0	0
Total Votes Cast	5	100.00%	0	1	4
Overvotes	0		0	0	0
Undervotes	1		0	1	0

## Precinct 0002

### REP Attorney General

Vote For 1

	TOTAL	VOTE %		Absentee	Early Voting	Election Day
George P. Bush	0	0.00%	<div style="width: 0%; background-color: #cccccc;"></div>	0	0	0
Louie Gohmert	3	60.00%	<div style="width: 60%; background-color: #f1c40f;"></div>	0	0	3
Ken Paxton	2	40.00%	<div style="width: 40%; background-color: #cccccc;"></div>	0	1	1
Eva Guzman	0	0.00%	<div style="width: 0%; background-color: #cccccc;"></div>	0	0	0
<b>Total Votes Cast</b>	<b>5</b>	<b>100.00%</b>	<div style="width: 100%; background-color: #f1c40f;"></div>	<b>0</b>	<b>1</b>	<b>4</b>
Overvotes	0			0	0	0
Undervotes	1			0	1	0

### REP Comptroller of Public Accounts

Vote For 1

	TOTAL	VOTE %		Absentee	Early Voting	Election Day
Mark V. Goloby	0	0.00%	<div style="width: 0%; background-color: #cccccc;"></div>	0	0	0
Glenn Hegar	4	100.00%	<div style="width: 100%; background-color: #f1c40f;"></div>	0	1	3
<b>Total Votes Cast</b>	<b>4</b>	<b>100.00%</b>	<div style="width: 100%; background-color: #f1c40f;"></div>	<b>0</b>	<b>1</b>	<b>3</b>
Overvotes	0			0	0	0
Undervotes	2			0	1	1

### REP Comm General Land Office

Vote For 1

	TOTAL	VOTE %		Absentee	Early Voting	Election Day
Dawn Buckingham	0	0.00%	<div style="width: 0%; background-color: #cccccc;"></div>	0	0	0
Don W. Minton	0	0.00%	<div style="width: 0%; background-color: #cccccc;"></div>	0	0	0
Ben Armenta	0	0.00%	<div style="width: 0%; background-color: #cccccc;"></div>	0	0	0
Rufus Lopez	0	0.00%	<div style="width: 0%; background-color: #cccccc;"></div>	0	0	0
Tim Westley	1	33.33%	<div style="width: 33.33%; background-color: #f1c40f;"></div>	0	0	1
Jon Spiers	1	33.33%	<div style="width: 33.33%; background-color: #cccccc;"></div>	0	0	1
Victor Avila	1	33.33%	<div style="width: 33.33%; background-color: #f1c40f;"></div>	0	1	0
Weston Martinez	0	0.00%	<div style="width: 0%; background-color: #cccccc;"></div>	0	0	0
<b>Total Votes Cast</b>	<b>3</b>	<b>100.00%</b>	<div style="width: 100%; background-color: #f1c40f;"></div>	<b>0</b>	<b>1</b>	<b>2</b>
Overvotes	0			0	0	0
Undervotes	3			0	1	2

### REP Commissioner of Agriculture

Vote For 1

	TOTAL	VOTE %		Absentee	Early Voting	Election Day
Sid Miller	2	66.67%	<div style="width: 66.67%; background-color: #f1c40f;"></div>	0	0	2
James White	1	33.33%	<div style="width: 33.33%; background-color: #cccccc;"></div>	0	1	0
Carey A. Council	0	0.00%	<div style="width: 0%; background-color: #cccccc;"></div>	0	0	0
<b>Total Votes Cast</b>	<b>3</b>	<b>100.00%</b>	<div style="width: 100%; background-color: #f1c40f;"></div>	<b>0</b>	<b>1</b>	<b>2</b>
Overvotes	0			0	0	0
Undervotes	3			0	1	2

## Precinct 0002

### REP Railroad Commissioner

Vote For 1

	TOTAL	VOTE %	Absentee	Early Voting	Election Day
Tom Slocum Jr	1	25.00%	0	1	0
Marvin "Sarge" Summers	0	0.00%	0	0	0
Sarah Stogner	0	0.00%	0	0	0
Dawayne Tipton	1	25.00%	0	0	1
Wayne Christian	2	50.00%	0	0	2
Total Votes Cast	4	100.00%	0	1	3
Overvotes	0		0	0	0
Undervotes	2		0	1	1

### REP Justice, Supreme Court, PI 3

Vote For 1

	TOTAL	VOTE %	Absentee	Early Voting	Election Day
Debra Lehrmann	4	100.00%	0	1	3
Total Votes Cast	4	100.00%	0	1	3
Overvotes	0		0	0	0
Undervotes	2		0	1	1

### REP Justice, Supreme Court, PI 5

Vote For 1

	TOTAL	VOTE %	Absentee	Early Voting	Election Day
Rebeca Huddle	3	100.00%	0	1	2
Total Votes Cast	3	100.00%	0	1	2
Overvotes	0		0	0	0
Undervotes	3		0	1	2

### REP Justice, Supreme Court, PI 9

Vote For 1

	TOTAL	VOTE %	Absentee	Early Voting	Election Day
David J. Schenck	2	66.67%	0	0	2
Evan Young	1	33.33%	0	1	0
Total Votes Cast	3	100.00%	0	1	2
Overvotes	0		0	0	0
Undervotes	3		0	1	2

### REP Judge, Ct of Crim App, PI 2

Vote For 1

	TOTAL	VOTE %	Absentee	Early Voting	Election Day
Mary Lou Keel	3	100.00%	0	1	2
Total Votes Cast	3	100.00%	0	1	2
Overvotes	0		0	0	0
Undervotes	3		0	1	2

## Precinct 0002

### REP Judge, Ct of Crim App, PI 5

Vote For 1

	TOTAL	VOTE %		Absentee	Early Voting	Election Day
Clint Morgan	2	50.00%	<div style="width: 50%;"><div style="width: 50%;"></div></div>	0	0	2
Scott Walker	2	50.00%	<div style="width: 50%;"><div style="width: 50%;"></div></div>	0	1	1
Total Votes Cast	4	100.00%	<div style="width: 100%;"></div>	0	1	3
Overvotes	0			0	0	0
Undervotes	2			0	1	1

### REP Judge, Ct of Crim App, PI 6

Vote For 1

	TOTAL	VOTE %		Absentee	Early Voting	Election Day
Jesse F. McClure, III	3	100.00%	<div style="width: 100%;"></div>	0	1	2
Total Votes Cast	3	100.00%	<div style="width: 100%;"></div>	0	1	2
Overvotes	0			0	0	0
Undervotes	3			0	1	2

### REP Member, State BoE, Dist 9

Vote For 1

	TOTAL	VOTE %		Absentee	Early Voting	Election Day
Keven M. Ellis	3	100.00%	<div style="width: 100%;"></div>	0	1	2
Total Votes Cast	3	100.00%	<div style="width: 100%;"></div>	0	1	2
Overvotes	0			0	0	0
Undervotes	3			0	1	2

### REP State Senator, Dist 1

Vote For 1

	TOTAL	VOTE %		Absentee	Early Voting	Election Day
Bryan Hughes	3	100.00%	<div style="width: 100%;"></div>	0	1	2
Total Votes Cast	3	100.00%	<div style="width: 100%;"></div>	0	1	2
Overvotes	0			0	0	0
Undervotes	3			0	1	2

### REP State Rep, Dist 6

Vote For 1

	TOTAL	VOTE %		Absentee	Early Voting	Election Day
Matt Schaefer	5	100.00%	<div style="width: 100%;"></div>	0	1	4
Charles Turner	0	0.00%	<div style="width: 0%;"></div>	0	0	0
Total Votes Cast	5	100.00%	<div style="width: 100%;"></div>	0	1	4
Overvotes	0			0	0	0
Undervotes	1			0	1	0

## Precinct 0002

### REP Justice, 12th Ct of App Dist, PI 2

Vote For 1

	TOTAL	VOTE %	Absentee	Early Voting	Election Day
Brian Hoyle	3	100.00%	0	1	2
Total Votes Cast	3	100.00%	0	1	2
Overvotes	0		0	0	0
Undervotes	3		0	1	2

### REP Dist Judge, 241st Judicial Dist

Vote For 1

	TOTAL	VOTE %	Absentee	Early Voting	Election Day
Debby Gunter	3	100.00%	0	1	2
Total Votes Cast	3	100.00%	0	1	2
Overvotes	0		0	0	0
Undervotes	3		0	1	2

### REP Dist Judge, 321st Judicial Dist

Vote For 1

	TOTAL	VOTE %	Absentee	Early Voting	Election Day
Robert Wilson	3	100.00%	0	1	2
Total Votes Cast	3	100.00%	0	1	2
Overvotes	0		0	0	0
Undervotes	3		0	1	2

### REP Criminal District Attorney

Vote For 1

	TOTAL	VOTE %	Absentee	Early Voting	Election Day
Jacob Putman	4	100.00%	0	1	3
Total Votes Cast	4	100.00%	0	1	3
Overvotes	0		0	0	0
Undervotes	2		0	1	1

### REP County Judge

Vote For 1

	TOTAL	VOTE %	Absentee	Early Voting	Election Day
Neal Franklin	3	100.00%	0	1	2
Total Votes Cast	3	100.00%	0	1	2
Overvotes	0		0	0	0
Undervotes	3		0	1	2

### REP Judge, County Court at Law No. 1

Vote For 1

	TOTAL	VOTE %	Absentee	Early Voting	Election Day
Jason Ellis	4	100.00%	0	1	3
Total Votes Cast	4	100.00%	0	1	3
Overvotes	0		0	0	0
Undervotes	2		0	1	1

## Precinct 0002

### REP Judge, County Court at Law No. 2

Vote For 1

	TOTAL	VOTE %	Absentee	Early Voting	Election Day
Taylor Heaton	3	100.00%	0	1	2
Total Votes Cast	3	100.00%	0	1	2
Overvotes	0		0	0	0
Undervotes	3		0	1	2

### REP Judge, County Court at Law No. 3

Vote For 1

	TOTAL	VOTE %	Absentee	Early Voting	Election Day
Sara Maynard	1	33.33%	0	0	1
Trevor M. Rose	0	0.00%	0	0	0
Clay White	2	66.67%	0	1	1
Total Votes Cast	3	100.00%	0	1	2
Overvotes	0		0	0	0
Undervotes	3		0	1	2

### REP District Clerk

Vote For 1

	TOTAL	VOTE %	Absentee	Early Voting	Election Day
Penny Clarkston	4	100.00%	0	1	3
Total Votes Cast	4	100.00%	0	1	3
Overvotes	0		0	0	0
Undervotes	2		0	1	1

### REP County Clerk

Vote For 1

	TOTAL	VOTE %	Absentee	Early Voting	Election Day
Karen Bryant Phillips	4	100.00%	0	1	3
Total Votes Cast	4	100.00%	0	1	3
Overvotes	0		0	0	0
Undervotes	2		0	1	1

### REP County Treasurer

Vote For 1

	TOTAL	VOTE %	Absentee	Early Voting	Election Day
Kelli R. White	3	75.00%	0	1	2
Jamie Boersma	1	25.00%	0	0	1
Total Votes Cast	4	100.00%	0	1	3
Overvotes	0		0	0	0
Undervotes	2		0	1	1

## Precinct 0002

### REP County Chair

Vote For 1

	TOTAL	VOTE %	Absentee	Early Voting	Election Day
David Stein	4	100.00%	0	1	3
Total Votes Cast	4	100.00%	0	1	3
Overvotes	0		0	0	0
Undervotes	2		0	1	1

### REP Proposition 1

Vote For 1

	TOTAL	VOTE %	Absentee	Early Voting	Election Day
YES	5	83.33%	0	1	4
NO	1	16.67%	0	1	0
Total Votes Cast	6	100.00%	0	2	4
Overvotes	0		0	0	0
Undervotes	0		0	0	0

### REP Proposition 2

Vote For 1

	TOTAL	VOTE %	Absentee	Early Voting	Election Day
YES	5	83.33%	0	1	4
NO	1	16.67%	0	1	0
Total Votes Cast	6	100.00%	0	2	4
Overvotes	0		0	0	0
Undervotes	0		0	0	0

### REP Proposition 3

Vote For 1

	TOTAL	VOTE %	Absentee	Early Voting	Election Day
YES	4	66.67%	0	2	2
NO	2	33.33%	0	0	2
Total Votes Cast	6	100.00%	0	2	4
Overvotes	0		0	0	0
Undervotes	0		0	0	0

### REP Proposition 4

Vote For 1

	TOTAL	VOTE %	Absentee	Early Voting	Election Day
YES	4	66.67%	0	2	2
NO	2	33.33%	0	0	2
Total Votes Cast	6	100.00%	0	2	4
Overvotes	0		0	0	0
Undervotes	0		0	0	0



## Precinct 0002

### REP Proposition 5

Vote For 1

	TOTAL	VOTE %		Absentee	Early Voting	Election Day
YES	6	100.00%	<div style="width: 100%; height: 10px; background-color: #ffc107;"></div>	0	2	4
NO	0	0.00%	<div style="width: 0%; height: 10px; background-color: #6c757d;"></div>	0	0	0
Total Votes Cast	6	100.00%	<div style="width: 100%; height: 10px; background-color: #ffc107;"></div>	0	2	4
Overvotes	0			0	0	0
Undervotes	0			0	0	0

### REP Proposition 6

Vote For 1

	TOTAL	VOTE %		Absentee	Early Voting	Election Day
YES	6	100.00%	<div style="width: 100%; height: 10px; background-color: #ffc107;"></div>	0	2	4
NO	0	0.00%	<div style="width: 0%; height: 10px; background-color: #6c757d;"></div>	0	0	0
Total Votes Cast	6	100.00%	<div style="width: 100%; height: 10px; background-color: #ffc107;"></div>	0	2	4
Overvotes	0			0	0	0
Undervotes	0			0	0	0

### REP Proposition 7

Vote For 1

	TOTAL	VOTE %		Absentee	Early Voting	Election Day
YES	6	100.00%	<div style="width: 100%; height: 10px; background-color: #ffc107;"></div>	0	2	4
NO	0	0.00%	<div style="width: 0%; height: 10px; background-color: #6c757d;"></div>	0	0	0
Total Votes Cast	6	100.00%	<div style="width: 100%; height: 10px; background-color: #ffc107;"></div>	0	2	4
Overvotes	0			0	0	0
Undervotes	0			0	0	0

### REP Proposition 8

Vote For 1

	TOTAL	VOTE %		Absentee	Early Voting	Election Day
YES	6	100.00%	<div style="width: 100%; height: 10px; background-color: #ffc107;"></div>	0	2	4
NO	0	0.00%	<div style="width: 0%; height: 10px; background-color: #6c757d;"></div>	0	0	0
Total Votes Cast	6	100.00%	<div style="width: 100%; height: 10px; background-color: #ffc107;"></div>	0	2	4
Overvotes	0			0	0	0
Undervotes	0			0	0	0

### REP Proposition 9

Vote For 1




	TOTAL	VOTE %		Absentee	Early Voting	Election Day
YES	6	100.00%	<div style="width: 100%; height: 10px; background-color: #ffc107;"></div>	0	2	4
NO	0	0.00%	<div style="width: 0%; height: 10px; background-color: #6c757d;"></div>	0	0	0
Total Votes Cast	6	100.00%	<div style="width: 100%; height: 10px; background-color: #ffc107;"></div>	0	2	4
Overvotes	0			0	0	0
Undervotes	0			0	0	0

## Precinct 0002

---

### REP Proposition 10

Vote For 1

	TOTAL	VOTE %		Absentee	Early Voting	Election Day
YES	6	100.00%		0	2	4
NO	0	0.00%		0	0	0
Total Votes Cast	6	100.00%		0	2	4
Overvotes	0			0	0	0
Undervotes	0			0	0	0

### Precinct 0003

Statistics	TOTAL	Absentee	Early Voting	Election Day
Registered Voters - Total	2,420			
Ballots Cast - Total	611	31	321	259
Ballots Cast - Republican Party	501	13	268	220
Ballots Cast - Democratic Party	110	18	53	39
Ballots Cast - Blank	0	0	0	0
Voter Turnout - Total	25.25%			

#### REP US Rep, District 1

Vote For 1

	TOTAL	VOTE %	Absentee	Early Voting	Election Day
Aditya "A.D." Atholi	31	6.70%	0	17	14
John Porro	17	3.67%	0	12	5
Nathaniel Moran	383	82.72%	10	200	173
Joe McDaniel	32	6.91%	3	18	11
Total Votes Cast	463	100.00%	13	247	203
Overvotes	0		0	0	0
Undervotes	38		0	21	17

#### REP Governor

Vote For 1

	TOTAL	VOTE %	Absentee	Early Voting	Election Day
Danny Harrison	2	0.41%	0	0	2
Chad Prather	12	2.43%	0	3	9
Paul Belew	1	0.20%	0	1	0
Rick Perry	12	2.43%	0	8	4
Don Huffines	41	8.32%	1	25	15
Allen B. West	124	25.15%	0	63	61
Greg Abbott	293	59.43%	12	159	122
Kandy Kaye Horn	8	1.62%	0	4	4
Total Votes Cast	493	100.00%	13	263	217
Overvotes	0		0	0	0
Undervotes	8		0	5	3

#### REP Lieutenant Governor

Vote For 1

	TOTAL	VOTE %	Absentee	Early Voting	Election Day
Daniel Miller	79	17.48%	2	41	36
Dan Patrick	298	65.93%	10	162	126
Todd M. Bullis	9	1.99%	0	6	3
Trayce Bradford	39	8.63%	1	19	19
Aaron Sorrells	13	2.88%	0	7	6
Zach Vance	14	3.10%	0	7	7
Total Votes Cast	452	100.00%	13	242	197
Overvotes	0		0	0	0
Undervotes	49		0	26	23

### Precinct 0003

#### REP Attorney General

Vote For 1

	TOTAL	VOTE %	Absentee	Early Voting	Election Day
George P. Bush	58	11.76%	2	31	25
Louie Gohmert	299	60.65%	8	153	138
Ken Paxton	82	16.63%	2	48	32
Eva Guzman	54	10.95%	1	29	24
Total Votes Cast	493	100.00%	13	261	219
Overvotes	0		0	0	0
Undervotes	8		0	7	1

#### REP Comptroller of Public Accounts

Vote For 1

	TOTAL	VOTE %	Absentee	Early Voting	Election Day
Mark V. Goloby	75	21.55%	2	38	35
Glenn Hegar	273	78.45%	7	149	117
Total Votes Cast	348	100.00%	9	187	152
Overvotes	0		0	0	0
Undervotes	153		4	81	68

#### REP Comm General Land Office

Vote For 1

	TOTAL	VOTE %	Absentee	Early Voting	Election Day
Dawn Buckingham	131	35.22%	5	75	51
Don W. Minton	60	16.13%	6	38	16
Ben Armenta	4	1.08%	0	2	2
Rufus Lopez	9	2.42%	0	3	6
Tim Westley	22	5.91%	0	6	16
Jon Spiers	114	30.65%	0	59	55
Victor Avila	13	3.49%	0	7	6
Weston Martinez	19	5.11%	0	10	9
Total Votes Cast	372	100.00%	11	200	161
Overvotes	0		0	0	0
Undervotes	129		2	68	59

#### REP Commissioner of Agriculture

Vote For 1

	TOTAL	VOTE %	Absentee	Early Voting	Election Day
Sid Miller	165	47.83%	5	84	76
James White	151	43.77%	3	88	60
Carey A. Council	29	8.41%	1	14	14
Total Votes Cast	345	100.00%	9	186	150
Overvotes	0		0	0	0
Undervotes	156		4	82	70

## Precinct 0003

### REP Railroad Commissioner

Vote For 1

	TOTAL	VOTE %	Absentee	Early Voting	Election Day
Tom Slocum Jr	58	15.10%	0	36	22
Marvin "Sarge" Summers	28	7.29%	2	18	8
Sarah Stogner	41	10.68%	1	20	20
Dawayne Tipton	21	5.47%	1	12	8
Wayne Christian	236	61.46%	4	125	107
<b>Total Votes Cast</b>	<b>384</b>	<b>100.00%</b>	<b>8</b>	<b>211</b>	<b>165</b>
Overvotes	0		0	0	0
Undervotes	117		5	57	55

### REP Justice, Supreme Court, PI 3

Vote For 1

	TOTAL	VOTE %	Absentee	Early Voting	Election Day
Debra Lehrmann	328	100.00%	10	182	136
<b>Total Votes Cast</b>	<b>328</b>	<b>100.00%</b>	<b>10</b>	<b>182</b>	<b>136</b>
Overvotes	0		0	0	0
Undervotes	173		3	86	84

### REP Justice, Supreme Court, PI 5

Vote For 1

	TOTAL	VOTE %	Absentee	Early Voting	Election Day
Rebeca Huddle	321	100.00%	10	182	129
<b>Total Votes Cast</b>	<b>321</b>	<b>100.00%</b>	<b>10</b>	<b>182</b>	<b>129</b>
Overvotes	0		0	0	0
Undervotes	180		3	86	91

### REP Justice, Supreme Court, PI 9

Vote For 1

	TOTAL	VOTE %	Absentee	Early Voting	Election Day
David J. Schenck	226	65.32%	3	125	98
Evan Young	120	34.68%	5	67	48
<b>Total Votes Cast</b>	<b>346</b>	<b>100.00%</b>	<b>8</b>	<b>192</b>	<b>146</b>
Overvotes	0		0	0	0
Undervotes	155		5	76	74

### REP Judge, Ct of Crim App, PI 2

Vote For 1

	TOTAL	VOTE %	Absentee	Early Voting	Election Day
Mary Lou Keel	308	100.00%	10	169	129
<b>Total Votes Cast</b>	<b>308</b>	<b>100.00%</b>	<b>10</b>	<b>169</b>	<b>129</b>
Overvotes	0		0	0	0
Undervotes	193		3	99	91

### Precinct 0003

#### REP Judge, Ct of Crim App, PI 5

Vote For 1

	TOTAL	VOTE %		Absentee	Early Voting	Election Day
Clint Morgan	203	58.00%	<div style="width: 58%;"><div style="width: 58%;"></div></div>	1	119	83
Scott Walker	147	42.00%	<div style="width: 42%;"><div style="width: 42%;"></div></div>	9	74	64
Total Votes Cast	350	100.00%	<div style="width: 100%;"><div style="width: 100%;"></div></div>	10	193	147
Overvotes	0			0	0	0
Undervotes	151			3	75	73

#### REP Judge, Ct of Crim App, PI 6

Vote For 1

	TOTAL	VOTE %		Absentee	Early Voting	Election Day
Jesse F. McClure, III	309	100.00%	<div style="width: 100%;"><div style="width: 100%;"></div></div>	10	171	128
Total Votes Cast	309	100.00%	<div style="width: 100%;"><div style="width: 100%;"></div></div>	10	171	128
Overvotes	0			0	0	0
Undervotes	192			3	97	92

#### REP Member, State BoE, Dist 9

Vote For 1

	TOTAL	VOTE %		Absentee	Early Voting	Election Day
Keven M. Ellis	315	100.00%	<div style="width: 100%;"><div style="width: 100%;"></div></div>	11	172	132
Total Votes Cast	315	100.00%	<div style="width: 100%;"><div style="width: 100%;"></div></div>	11	172	132
Overvotes	0			0	0	0
Undervotes	186			2	96	88

#### REP State Senator, Dist 1

Vote For 1

	TOTAL	VOTE %		Absentee	Early Voting	Election Day
Bryan Hughes	373	100.00%	<div style="width: 100%;"><div style="width: 100%;"></div></div>	12	205	156
Total Votes Cast	373	100.00%	<div style="width: 100%;"><div style="width: 100%;"></div></div>	12	205	156
Overvotes	0			0	0	0
Undervotes	128			1	63	64

#### REP State Rep, Dist 6

Vote For 1

	TOTAL	VOTE %		Absentee	Early Voting	Election Day
Matt Schaefer	400	87.53%	<div style="width: 87.53%;"><div style="width: 87.53%;"></div></div>	11	211	178
Charles Turner	57	12.47%	<div style="width: 12.47%;"><div style="width: 12.47%;"></div></div>	2	34	21
Total Votes Cast	457	100.00%	<div style="width: 100%;"><div style="width: 100%;"></div></div>	13	245	199
Overvotes	0			0	0	0
Undervotes	44			0	23	21

## Precinct 0003

### REP Justice, 12th Ct of App Dist, PI 2

Vote For 1

	TOTAL	VOTE %	Absentee	Early Voting	Election Day
Brian Hoyle	315	100.00%	10	175	130
Total Votes Cast	315	100.00%	10	175	130
Overvotes	0		0	0	0
Undervotes	186		3	93	90

### REP Dist Judge, 241st Judicial Dist

Vote For 1

	TOTAL	VOTE %	Absentee	Early Voting	Election Day
Debby Gunter	313	100.00%	10	169	134
Total Votes Cast	313	100.00%	10	169	134
Overvotes	0		0	0	0
Undervotes	188		3	99	86

### REP Dist Judge, 321st Judicial Dist

Vote For 1

	TOTAL	VOTE %	Absentee	Early Voting	Election Day
Robert Wilson	321	100.00%	10	174	137
Total Votes Cast	321	100.00%	10	174	137
Overvotes	0		0	0	0
Undervotes	180		3	94	83

### REP Criminal District Attorney

Vote For 1

	TOTAL	VOTE %	Absentee	Early Voting	Election Day
Jacob Putman	341	100.00%	10	185	146
Total Votes Cast	341	100.00%	10	185	146
Overvotes	0		0	0	0
Undervotes	160		3	83	74

### REP County Judge

Vote For 1

	TOTAL	VOTE %	Absentee	Early Voting	Election Day
Neal Franklin	336	100.00%	10	177	149
Total Votes Cast	336	100.00%	10	177	149
Overvotes	0		0	0	0
Undervotes	165		3	91	71

### REP Judge, County Court at Law No. 1

Vote For 1

	TOTAL	VOTE %	Absentee	Early Voting	Election Day
Jason Ellis	321	100.00%	10	175	136
Total Votes Cast	321	100.00%	10	175	136
Overvotes	0		0	0	0
Undervotes	180		3	93	84

## Precinct 0003

### REP Judge, County Court at Law No. 2

Vote For 1

	TOTAL	VOTE %	Absentee	Early Voting	Election Day
Taylor Heaton	314	100.00%	10	170	134
Total Votes Cast	314	100.00%	10	170	134
Overvotes	0		0	0	0
Undervotes	187		3	98	86

### REP Judge, County Court at Law No. 3

Vote For 1

	TOTAL	VOTE %	Absentee	Early Voting	Election Day
Sara Maynard	155	38.56%	7	84	64
Trevor M. Rose	31	7.71%	0	21	10
Clay White	216	53.73%	3	113	100
Total Votes Cast	402	100.00%	10	218	174
Overvotes	0		0	0	0
Undervotes	99		3	50	46

### REP District Clerk

Vote For 1

	TOTAL	VOTE %	Absentee	Early Voting	Election Day
Penny Clarkston	321	100.00%	10	179	132
Total Votes Cast	321	100.00%	10	179	132
Overvotes	0		0	0	0
Undervotes	180		3	89	88

### REP County Clerk

Vote For 1

	TOTAL	VOTE %	Absentee	Early Voting	Election Day
Karen Bryant Phillips	318	100.00%	10	173	135
Total Votes Cast	318	100.00%	10	173	135
Overvotes	0		0	0	0
Undervotes	183		3	95	85

### REP County Treasurer

Vote For 1

	TOTAL	VOTE %	Absentee	Early Voting	Election Day
Kelli R. White	230	72.10%	8	124	98
Jamie Boersma	89	27.90%	1	47	41
Total Votes Cast	319	100.00%	9	171	139
Overvotes	0		0	0	0
Undervotes	182		4	97	81



## Precinct 0003

### REP County Commissioner Pct 2

Vote For 1

	TOTAL	VOTE %		Absentee	Early Voting	Election Day
Mike Adams	109	26.85%		4	58	47
Anwar Khalifa	68	16.75%		1	35	32
John Moore	229	56.40%		6	125	98
Total Votes Cast	406	100.00%		11	218	177
Overvotes	0			0	0	0
Undervotes	95			2	50	43

### REP JOP Pct 2

Vote For 1

	TOTAL	VOTE %		Absentee	Early Voting	Election Day
Andy Dunklin	324	100.00%		9	181	134
Total Votes Cast	324	100.00%		9	181	134
Overvotes	0			0	0	0
Undervotes	177			4	87	86

### REP Constable Precinct No. 2

Vote For 1

	TOTAL	VOTE %		Absentee	Early Voting	Election Day
Deal Folmar	57	15.32%		2	29	26
Wayne Allen	199	53.49%		4	117	78
Chris Roberts	116	31.18%		3	55	58
Total Votes Cast	372	100.00%		9	201	162
Overvotes	0			0	0	0
Undervotes	129			4	67	58

### REP County Chair

Vote For 1

	TOTAL	VOTE %		Absentee	Early Voting	Election Day
David Stein	319	100.00%		9	172	138
Total Votes Cast	319	100.00%		9	172	138
Overvotes	0			0	0	0
Undervotes	182			4	96	82

### REP Proposition 1

Vote For 1

	TOTAL	VOTE %		Absentee	Early Voting	Election Day
YES	435	91.39%		12	233	190
NO	41	8.61%		0	21	20
Total Votes Cast	476	100.00%		12	254	210
Overvotes	0			0	0	0
Undervotes	25			1	14	10

### Precinct 0003

#### REP Proposition 2

Vote For 1

	TOTAL	VOTE %		Absentee	Early Voting	Election Day
YES	340	72.34%	<div style="width: 72.34%;"><div style="width: 72.34%;"></div></div>	9	180	151
NO	130	27.66%	<div style="width: 27.66%;"><div style="width: 27.66%;"></div></div>	3	70	57
Total Votes Cast	470	100.00%	<div style="width: 100.00%;"><div style="width: 100.00%;"></div></div>	12	250	208
Overvotes	0			0	0	0
Undervotes	31			1	18	12

#### REP Proposition 3

Vote For 1

	TOTAL	VOTE %		Absentee	Early Voting	Election Day
YES	425	87.27%	<div style="width: 87.27%;"><div style="width: 87.27%;"></div></div>	7	229	189
NO	62	12.73%	<div style="width: 12.73%;"><div style="width: 12.73%;"></div></div>	4	33	25
Total Votes Cast	487	100.00%	<div style="width: 100.00%;"><div style="width: 100.00%;"></div></div>	11	262	214
Overvotes	0			0	0	0
Undervotes	14			2	6	6

#### REP Proposition 4

Vote For 1

	TOTAL	VOTE %		Absentee	Early Voting	Election Day
YES	439	90.33%	<div style="width: 90.33%;"><div style="width: 90.33%;"></div></div>	12	238	189
NO	47	9.67%	<div style="width: 9.67%;"><div style="width: 9.67%;"></div></div>	0	22	25
Total Votes Cast	486	100.00%	<div style="width: 100.00%;"><div style="width: 100.00%;"></div></div>	12	260	214
Overvotes	0			0	0	0
Undervotes	15			1	8	6

#### REP Proposition 5

Vote For 1

	TOTAL	VOTE %		Absentee	Early Voting	Election Day
YES	411	86.53%	<div style="width: 86.53%;"><div style="width: 86.53%;"></div></div>	6	225	180
NO	64	13.47%	<div style="width: 13.47%;"><div style="width: 13.47%;"></div></div>	5	33	26
Total Votes Cast	475	100.00%	<div style="width: 100.00%;"><div style="width: 100.00%;"></div></div>	11	258	206
Overvotes	0			0	0	0
Undervotes	26			2	10	14

#### REP Proposition 6

Vote For 1

	TOTAL	VOTE %		Absentee	Early Voting	Election Day
YES	363	78.40%	<div style="width: 78.40%;"><div style="width: 78.40%;"></div></div>	9	196	158
NO	100	21.60%	<div style="width: 21.60%;"><div style="width: 21.60%;"></div></div>	3	53	44
Total Votes Cast	463	100.00%	<div style="width: 100.00%;"><div style="width: 100.00%;"></div></div>	12	249	202
Overvotes	0			0	0	0
Undervotes	38			1	19	18

### Precinct 0003

#### REP Proposition 7

Vote For 1

	TOTAL	VOTE %	Absentee	Early Voting	Election Day
YES	464	95.08%	12	251	201
NO	24	4.92%	0	11	13
Total Votes Cast	488	100.00%	12	262	214
Overvotes	0		0	0	0
Undervotes	13		1	6	6

#### REP Proposition 8

Vote For 1

	TOTAL	VOTE %	Absentee	Early Voting	Election Day
YES	446	91.77%	11	240	195
NO	40	8.23%	1	19	20
Total Votes Cast	486	100.00%	12	259	215
Overvotes	0		0	0	0
Undervotes	15		1	9	5

#### REP Proposition 9

Vote For 1

	TOTAL	VOTE %	Absentee	Early Voting	Election Day
YES	422	87.55%	8	226	188
NO	60	12.45%	4	31	25
Total Votes Cast	482	100.00%	12	257	213
Overvotes	0		0	0	0
Undervotes	19		1	11	7

#### REP Proposition 10

Vote For 1

	TOTAL	VOTE %	Absentee	Early Voting	Election Day
YES	436	91.02%	11	235	190
NO	43	8.98%	1	20	22
Total Votes Cast	479	100.00%	12	255	212
Overvotes	0		0	0	0
Undervotes	22		1	13	8

## Precinct 0004

### Statistics

	TOTAL	Absentee	Early Voting	Election Day
Registered Voters - Total	1,857			
Ballots Cast - Total	247	10	136	101
Ballots Cast - Republican Party	150	4	65	81
Ballots Cast - Democratic Party	97	6	71	20
Ballots Cast - Blank	1	0	1	0
Voter Turnout - Total	13.30%			

### REP US Rep, District 1

Vote For 1

	TOTAL	VOTE %	Absentee	Early Voting	Election Day
Aditya "A.D." Atholi	6	4.38%	2	0	4
John Porro	2	1.46%	0	1	1
Nathaniel Moran	100	72.99%	2	47	51
Joe McDaniel	29	21.17%	0	13	16
Total Votes Cast	137	100.00%	4	61	72
Overvotes	0		0	0	0
Undervotes	13		0	4	9

### REP Governor

Vote For 1

	TOTAL	VOTE %	Absentee	Early Voting	Election Day
Danny Harrison	0	0.00%	0	0	0
Chad Prather	6	4.00%	0	1	5
Paul Belew	1	0.67%	0	1	0
Rick Perry	9	6.00%	0	4	5
Don Huffines	18	12.00%	0	5	13
Allen B. West	31	20.67%	0	17	14
Greg Abbott	84	56.00%	4	37	43
Kandy Kaye Horn	1	0.67%	0	0	1
Total Votes Cast	150	100.00%	4	65	81
Overvotes	0		0	0	0
Undervotes	0		0	0	0

### REP Lieutenant Governor

Vote For 1

	TOTAL	VOTE %	Absentee	Early Voting	Election Day
Daniel Miller	21	15.33%	0	9	12
Dan Patrick	96	70.07%	4	41	51
Todd M. Bullis	3	2.19%	0	0	3
Trayce Bradford	12	8.76%	0	7	5
Aaron Sorrells	4	2.92%	0	4	0
Zach Vance	1	0.73%	0	1	0
Total Votes Cast	137	100.00%	4	62	71
Overvotes	0		0	0	0
Undervotes	13		0	3	10

## Precinct 0004

### REP Attorney General

Vote For 1

	TOTAL	VOTE %	Absentee	Early Voting	Election Day
George P. Bush	14	9.52%	0	6	8
Louie Gohmert	98	66.67%	4	41	53
Ken Paxton	27	18.37%	0	15	12
Eva Guzman	8	5.44%	0	3	5
Total Votes Cast	147	100.00%	4	65	78
Overvotes	0		0	0	0
Undervotes	3		0	0	3

### REP Comptroller of Public Accounts

Vote For 1

	TOTAL	VOTE %	Absentee	Early Voting	Election Day
Mark V. Goloby	28	25.45%	0	10	18
Glenn Hegar	82	74.55%	3	37	42
Total Votes Cast	110	100.00%	3	47	60
Overvotes	0		0	0	0
Undervotes	40		1	18	21

### REP Comm General Land Office

Vote For 1

	TOTAL	VOTE %	Absentee	Early Voting	Election Day
Dawn Buckingham	41	35.96%	2	21	18
Don W. Minton	21	18.42%	0	6	15
Ben Armenta	1	0.88%	0	0	1
Rufus Lopez	0	0.00%	0	0	0
Tim Westley	16	14.04%	0	10	6
Jon Spiers	28	24.56%	0	14	14
Victor Avila	4	3.51%	0	1	3
Weston Martinez	3	2.63%	0	2	1
Total Votes Cast	114	100.00%	2	54	58
Overvotes	0		0	0	0
Undervotes	36		2	11	23

### REP Commissioner of Agriculture

Vote For 1

	TOTAL	VOTE %	Absentee	Early Voting	Election Day
Sid Miller	58	50.43%	2	26	30
James White	50	43.48%	0	25	25
Carey A. Council	7	6.09%	0	4	3
Total Votes Cast	115	100.00%	2	55	58
Overvotes	0		0	0	0
Undervotes	35		2	10	23

## Precinct 0004

### REP Railroad Commissioner

Vote For 1

	TOTAL	VOTE %	Absentee	Early Voting	Election Day
Tom Slocum Jr	21	17.65%	0	10	11
Marvin "Sarge" Summers	13	10.92%	0	7	6
Sarah Stogner	18	15.13%	0	8	10
Dawayne Tipton	9	7.56%	0	3	6
Wayne Christian	58	48.74%	3	28	27
Total Votes Cast	119	100.00%	3	56	60
Overvotes	0		0	0	0
Undervotes	31		1	9	21

### REP Justice, Supreme Court, PI 3

Vote For 1

	TOTAL	VOTE %	Absentee	Early Voting	Election Day
Debra Lehrmann	100	100.00%	3	45	52
Total Votes Cast	100	100.00%	3	45	52
Overvotes	0		0	0	0
Undervotes	50		1	20	29

### REP Justice, Supreme Court, PI 5

Vote For 1

	TOTAL	VOTE %	Absentee	Early Voting	Election Day
Rebeca Huddle	100	100.00%	4	46	50
Total Votes Cast	100	100.00%	4	46	50
Overvotes	0		0	0	0
Undervotes	50		0	19	31

### REP Justice, Supreme Court, PI 9

Vote For 1

	TOTAL	VOTE %	Absentee	Early Voting	Election Day
David J. Schenck	74	67.89%	2	35	37
Evan Young	35	32.11%	1	17	17
Total Votes Cast	109	100.00%	3	52	54
Overvotes	0		0	0	0
Undervotes	41		1	13	27

### REP Judge, Ct of Crim App, PI 2

Vote For 1

	TOTAL	VOTE %	Absentee	Early Voting	Election Day
Mary Lou Keel	97	100.00%	4	43	50
Total Votes Cast	97	100.00%	4	43	50
Overvotes	0		0	0	0
Undervotes	53		0	22	31

## Precinct 0004

### REP Judge, Ct of Crim App, PI 5

Vote For 1

	TOTAL	VOTE %		Absentee	Early Voting	Election Day
Clint Morgan	50	47.17%	<div style="width: 47.17%;"><div style="width: 47.17%;"></div></div>	0	24	26
Scott Walker	56	52.83%	<div style="width: 52.83%;"><div style="width: 52.83%;"></div></div>	2	25	29
Total Votes Cast	106	100.00%	<div style="width: 100.00%;"><div style="width: 100.00%;"></div></div>	2	49	55
Overvotes	0			0	0	0
Undervotes	44			2	16	26

### REP Judge, Ct of Crim App, PI 6

Vote For 1

	TOTAL	VOTE %		Absentee	Early Voting	Election Day
Jesse F. McClure, III	98	100.00%	<div style="width: 100.00%;"><div style="width: 100.00%;"></div></div>	4	44	50
Total Votes Cast	98	100.00%	<div style="width: 100.00%;"><div style="width: 100.00%;"></div></div>	4	44	50
Overvotes	0			0	0	0
Undervotes	52			0	21	31

### REP Member, State BoE, Dist 9

Vote For 1

	TOTAL	VOTE %		Absentee	Early Voting	Election Day
Keven M. Ellis	101	100.00%	<div style="width: 100.00%;"><div style="width: 100.00%;"></div></div>	4	44	53
Total Votes Cast	101	100.00%	<div style="width: 100.00%;"><div style="width: 100.00%;"></div></div>	4	44	53
Overvotes	0			0	0	0
Undervotes	49			0	21	28

### REP State Senator, Dist 1

Vote For 1

	TOTAL	VOTE %		Absentee	Early Voting	Election Day
Bryan Hughes	109	100.00%	<div style="width: 100.00%;"><div style="width: 100.00%;"></div></div>	4	48	57
Total Votes Cast	109	100.00%	<div style="width: 100.00%;"><div style="width: 100.00%;"></div></div>	4	48	57
Overvotes	0			0	0	0
Undervotes	41			0	17	24

### REP State Rep, Dist 5

Vote For 1

	TOTAL	VOTE %		Absentee	Early Voting	Election Day
Cole Hefner	99	78.57%	<div style="width: 78.57%;"><div style="width: 78.57%;"></div></div>	4	43	52
Dewey R. Collier	27	21.43%	<div style="width: 21.43%;"><div style="width: 21.43%;"></div></div>	0	17	10
Total Votes Cast	126	100.00%	<div style="width: 100.00%;"><div style="width: 100.00%;"></div></div>	4	60	62
Overvotes	0			0	0	0
Undervotes	24			0	5	19

## Precinct 0004

### REP Justice, 12th Ct of App Dist, PI 2

Vote For 1

	TOTAL	VOTE %	Absentee	Early Voting	Election Day
Brian Hoyle	104	100.00%	4	48	52
Total Votes Cast	104	100.00%	4	48	52
Overvotes	0		0	0	0
Undervotes	46		0	17	29

### REP Dist Judge, 241st Judicial Dist

Vote For 1

	TOTAL	VOTE %	Absentee	Early Voting	Election Day
Debby Gunter	100	100.00%	4	45	51
Total Votes Cast	100	100.00%	4	45	51
Overvotes	0		0	0	0
Undervotes	50		0	20	30

### REP Dist Judge, 321st Judicial Dist

Vote For 1

	TOTAL	VOTE %	Absentee	Early Voting	Election Day
Robert Wilson	101	100.00%	4	44	53
Total Votes Cast	101	100.00%	4	44	53
Overvotes	0		0	0	0
Undervotes	49		0	21	28

### REP Criminal District Attorney

Vote For 1

	TOTAL	VOTE %	Absentee	Early Voting	Election Day
Jacob Putman	105	100.00%	4	47	54
Total Votes Cast	105	100.00%	4	47	54
Overvotes	0		0	0	0
Undervotes	45		0	18	27

### REP County Judge

Vote For 1

	TOTAL	VOTE %	Absentee	Early Voting	Election Day
Neal Franklin	99	100.00%	4	42	53
Total Votes Cast	99	100.00%	4	42	53
Overvotes	0		0	0	0
Undervotes	51		0	23	28

### REP Judge, County Court at Law No. 1

Vote For 1

	TOTAL	VOTE %	Absentee	Early Voting	Election Day
Jason Ellis	98	100.00%	4	44	50
Total Votes Cast	98	100.00%	4	44	50
Overvotes	0		0	0	0
Undervotes	52		0	21	31



## Precinct 0004

### REP Judge, County Court at Law No. 2

Vote For 1

	TOTAL	VOTE %		Absentee	Early Voting	Election Day
Taylor Heaton	100	100.00%	<div style="width: 100%; height: 10px; background-color: #ffc107;"></div>	4	44	52
Total Votes Cast	100	100.00%	<div style="width: 100%; height: 10px; background-color: #ffc107;"></div>	4	44	52
Overvotes	0			0	0	0
Undervotes	50			0	21	29

### REP Judge, County Court at Law No. 3

Vote For 1

	TOTAL	VOTE %		Absentee	Early Voting	Election Day
Sara Maynard	43	37.07%	<div style="width: 37.07%; height: 10px; background-color: #ffc107;"></div>	0	22	21
Trevor M. Rose	13	11.21%	<div style="width: 11.21%; height: 10px; background-color: #ffc107;"></div>	0	7	6
Clay White	60	51.72%	<div style="width: 51.72%; height: 10px; background-color: #ffc107;"></div>	4	23	33
Total Votes Cast	116	100.00%	<div style="width: 100%; height: 10px; background-color: #ffc107;"></div>	4	52	60
Overvotes	0			0	0	0
Undervotes	34			0	13	21

### REP District Clerk

Vote For 1

	TOTAL	VOTE %		Absentee	Early Voting	Election Day
Penny Clarkston	100	100.00%	<div style="width: 100%; height: 10px; background-color: #ffc107;"></div>	4	43	53
Total Votes Cast	100	100.00%	<div style="width: 100%; height: 10px; background-color: #ffc107;"></div>	4	43	53
Overvotes	0			0	0	0
Undervotes	50			0	22	28

### REP County Clerk

Vote For 1

	TOTAL	VOTE %		Absentee	Early Voting	Election Day
Karen Bryant Phillips	107	100.00%	<div style="width: 100%; height: 10px; background-color: #ffc107;"></div>	4	47	56
Total Votes Cast	107	100.00%	<div style="width: 100%; height: 10px; background-color: #ffc107;"></div>	4	47	56
Overvotes	0			0	0	0
Undervotes	43			0	18	25

### REP County Treasurer

Vote For 1

	TOTAL	VOTE %		Absentee	Early Voting	Election Day
Kelli R. White	82	79.61%	<div style="width: 79.61%; height: 10px; background-color: #ffc107;"></div>	4	38	40
Jamie Boersma	21	20.39%	<div style="width: 20.39%; height: 10px; background-color: #ffc107;"></div>	0	7	14
Total Votes Cast	103	100.00%	<div style="width: 100%; height: 10px; background-color: #ffc107;"></div>	4	45	54
Overvotes	0			0	0	0
Undervotes	47			0	20	27

## Precinct 0004

### REP JOP Pct 4

Vote For 1

	TOTAL	VOTE %		Absentee	Early Voting	Election Day
Ronnie Hester	38	32.76%	<div style="width: 32.76%;"><div style="width: 32.76%;"></div></div>	1	16	21
Laney Pilcher-Barnes	26	22.41%	<div style="width: 22.41%;"><div style="width: 22.41%;"></div></div>	0	14	12
Curtis Wulf	52	44.83%	<div style="width: 44.83%;"><div style="width: 44.83%;"></div></div>	2	26	24
Total Votes Cast	116	100.00%	<div style="width: 100.00%;"><div style="width: 100.00%;"></div></div>	3	56	57
Overvotes	0			0	0	0
Undervotes	34			1	9	24

### REP County Chair

Vote For 1

	TOTAL	VOTE %		Absentee	Early Voting	Election Day
David Stein	99	100.00%	<div style="width: 100.00%;"><div style="width: 100.00%;"></div></div>	4	45	50
Total Votes Cast	99	100.00%	<div style="width: 100.00%;"><div style="width: 100.00%;"></div></div>	4	45	50
Overvotes	0			0	0	0
Undervotes	51			0	20	31

### REP Proposition 1

Vote For 1

	TOTAL	VOTE %		Absentee	Early Voting	Election Day
YES	138	94.52%	<div style="width: 94.52%;"><div style="width: 94.52%;"></div></div>	4	63	71
NO	8	5.48%	<div style="width: 5.48%;"><div style="width: 5.48%;"></div></div>	0	2	6
Total Votes Cast	146	100.00%	<div style="width: 100.00%;"><div style="width: 100.00%;"></div></div>	4	65	77
Overvotes	0			0	0	0
Undervotes	4			0	0	4

### REP Proposition 2

Vote For 1

	TOTAL	VOTE %		Absentee	Early Voting	Election Day
YES	116	81.69%	<div style="width: 81.69%;"><div style="width: 81.69%;"></div></div>	2	49	65
NO	26	18.31%	<div style="width: 18.31%;"><div style="width: 18.31%;"></div></div>	2	15	9
Total Votes Cast	142	100.00%	<div style="width: 100.00%;"><div style="width: 100.00%;"></div></div>	4	64	74
Overvotes	0			0	0	0
Undervotes	8			0	1	7

### REP Proposition 3

Vote For 1

	TOTAL	VOTE %		Absentee	Early Voting	Election Day
YES	128	87.67%	<div style="width: 87.67%;"><div style="width: 87.67%;"></div></div>	4	60	64
NO	18	12.33%	<div style="width: 12.33%;"><div style="width: 12.33%;"></div></div>	0	4	14
Total Votes Cast	146	100.00%	<div style="width: 100.00%;"><div style="width: 100.00%;"></div></div>	4	64	78
Overvotes	0			0	0	0
Undervotes	4			0	1	3

## Precinct 0004

### REP Proposition 4

Vote For 1

	TOTAL	VOTE %		Absentee	Early Voting	Election Day
YES	131	90.97%	<div style="width: 90.97%;"><div style="width: 90.97%;"></div></div>	4	62	65
NO	13	9.03%	<div style="width: 9.03%;"><div style="width: 9.03%;"></div></div>	0	3	10
Total Votes Cast	144	100.00%	<div style="width: 100.00%;"><div style="width: 100.00%;"></div></div>	4	65	75
Overvotes	0			0	0	0
Undervotes	6			0	0	6

### REP Proposition 5

Vote For 1

	TOTAL	VOTE %		Absentee	Early Voting	Election Day
YES	126	88.11%	<div style="width: 88.11%;"><div style="width: 88.11%;"></div></div>	4	53	69
NO	17	11.89%	<div style="width: 11.89%;"><div style="width: 11.89%;"></div></div>	0	9	8
Total Votes Cast	143	100.00%	<div style="width: 100.00%;"><div style="width: 100.00%;"></div></div>	4	62	77
Overvotes	0			0	0	0
Undervotes	7			0	3	4

### REP Proposition 6

Vote For 1

	TOTAL	VOTE %		Absentee	Early Voting	Election Day
YES	111	81.02%	<div style="width: 81.02%;"><div style="width: 81.02%;"></div></div>	3	53	55
NO	26	18.98%	<div style="width: 18.98%;"><div style="width: 18.98%;"></div></div>	1	10	15
Total Votes Cast	137	100.00%	<div style="width: 100.00%;"><div style="width: 100.00%;"></div></div>	4	63	70
Overvotes	0			0	0	0
Undervotes	13			0	2	11

### REP Proposition 7

Vote For 1

	TOTAL	VOTE %		Absentee	Early Voting	Election Day
YES	137	95.80%	<div style="width: 95.80%;"><div style="width: 95.80%;"></div></div>	4	63	70
NO	6	4.20%	<div style="width: 4.20%;"><div style="width: 4.20%;"></div></div>	0	1	5
Total Votes Cast	143	100.00%	<div style="width: 100.00%;"><div style="width: 100.00%;"></div></div>	4	64	75
Overvotes	0			0	0	0
Undervotes	7			0	1	6

### REP Proposition 8




Vote For 1

	TOTAL	VOTE %		Absentee	Early Voting	Election Day
YES	135	94.41%	<div style="width: 94.41%;"><div style="width: 94.41%;"></div></div>	4	62	69
NO	8	5.59%	<div style="width: 5.59%;"><div style="width: 5.59%;"></div></div>	0	3	5
Total Votes Cast	143	100.00%	<div style="width: 100.00%;"><div style="width: 100.00%;"></div></div>	4	65	74
Overvotes	0			0	0	0
Undervotes	7			0	0	7

### Precinct 0004




#### REP Proposition 9

Vote For 1

	TOTAL	VOTE %		Absentee	Early Voting	Election Day
YES	136	93.15%		4	59	73
NO	10	6.85%		0	6	4
Total Votes Cast	146	100.00%		4	65	77
Overvotes	0			0	0	0
Undervotes	4			0	0	4

#### REP Proposition 10

Vote For 1

	TOTAL	VOTE %		Absentee	Early Voting	Election Day
YES	140	94.59%		4	61	75
NO	8	5.41%		0	4	4
Total Votes Cast	148	100.00%		4	65	79
Overvotes	0			0	0	0
Undervotes	2			0	0	2

## Precinct 0005

Statistics	TOTAL	Absentee	Early Voting	Election Day
Registered Voters - Total	4,368			
Ballots Cast - Total	957	11	613	333
Ballots Cast - Republican Party	884	5	564	315
Ballots Cast - Democratic Party	73	6	49	18
Ballots Cast - Blank	1	0	1	0
Voter Turnout - Total	21.91%			

### REP US Rep, District 1

Vote For 1

	TOTAL	VOTE %	Absentee	Early Voting	Election Day
Aditya "A.D." Atholi	31	3.85%	0	19	12
John Porro	28	3.47%	0	16	12
Nathaniel Moran	641	79.53%	5	424	212
Joe McDaniel	106	13.15%	0	62	44
Total Votes Cast	806	100.00%	5	521	280
Overvotes	0		0	0	0
Undervotes	78		0	43	35

### REP Governor

Vote For 1

	TOTAL	VOTE %	Absentee	Early Voting	Election Day
Danny Harrison	2	0.23%	0	2	0
Chad Prather	27	3.07%	0	13	14
Paul Belew	1	0.11%	0	1	0
Rick Perry	20	2.28%	0	12	8
Don Huffines	78	8.87%	1	47	30
Allen B. West	172	19.57%	0	109	63
Greg Abbott	575	65.42%	4	374	197
Kandy Kaye Horn	4	0.46%	0	3	1
Total Votes Cast	879	100.00%	5	561	313
Overvotes	0		0	0	0
Undervotes	5		0	3	2

### REP Lieutenant Governor

Vote For 1

	TOTAL	VOTE %	Absentee	Early Voting	Election Day
Daniel Miller	110	13.27%	0	63	47
Dan Patrick	583	70.33%	5	389	189
Todd M. Bullis	13	1.57%	0	7	6
Trayce Bradford	89	10.74%	0	58	31
Aaron Sorrells	23	2.77%	0	15	8
Zach Vance	11	1.33%	0	5	6
Total Votes Cast	829	100.00%	5	537	287
Overvotes	0		0	0	0
Undervotes	55		0	27	28

## Precinct 0005

### REP Attorney General

Vote For 1

	TOTAL	VOTE %		Absentee	Early Voting	Election Day
George P. Bush	71	8.12%	<div style="width: 8.12%;"></div>	1	37	33
Louie Gohmert	548	62.70%	<div style="width: 62.70%;"></div>	3	350	195
Ken Paxton	205	23.46%	<div style="width: 23.46%;"></div>	1	134	70
Eva Guzman	50	5.72%	<div style="width: 5.72%;"></div>	0	38	12
Total Votes Cast	874	100.00%	<div style="width: 100.00%;"></div>	5	559	310
Overvotes	0			0	0	0
Undervotes	10			0	5	5

### REP Comptroller of Public Accounts

Vote For 1

	TOTAL	VOTE %		Absentee	Early Voting	Election Day
Mark V. Goloby	145	22.04%	<div style="width: 22.04%;"></div>	1	94	50
Glenn Hegar	513	77.96%	<div style="width: 77.96%;"></div>	4	335	174
Total Votes Cast	658	100.00%	<div style="width: 100.00%;"></div>	5	429	224
Overvotes	0			0	0	0
Undervotes	226			0	135	91

### REP Comm General Land Office

Vote For 1

	TOTAL	VOTE %		Absentee	Early Voting	Election Day
Dawn Buckingham	242	34.92%	<div style="width: 34.92%;"></div>	2	170	70
Don W. Minton	104	15.01%	<div style="width: 15.01%;"></div>	2	64	38
Ben Armenta	16	2.31%	<div style="width: 2.31%;"></div>	0	5	11
Rufus Lopez	19	2.74%	<div style="width: 2.74%;"></div>	0	9	10
Tim Westley	80	11.54%	<div style="width: 11.54%;"></div>	1	44	35
Jon Spiers	183	26.41%	<div style="width: 26.41%;"></div>	0	127	56
Victor Avila	25	3.61%	<div style="width: 3.61%;"></div>	0	21	4
Weston Martinez	24	3.46%	<div style="width: 3.46%;"></div>	0	12	12
Total Votes Cast	693	100.00%	<div style="width: 100.00%;"></div>	5	452	236
Overvotes	0			0	0	0
Undervotes	191			0	112	79

### REP Commissioner of Agriculture

Vote For 1

	TOTAL	VOTE %		Absentee	Early Voting	Election Day
Sid Miller	371	54.64%	<div style="width: 54.64%;"></div>	2	260	109
James White	267	39.32%	<div style="width: 39.32%;"></div>	2	161	104
Carey A. Council	41	6.04%	<div style="width: 6.04%;"></div>	1	28	12
Total Votes Cast	679	100.00%	<div style="width: 100.00%;"></div>	5	449	225
Overvotes	0			0	0	0
Undervotes	205			0	115	90

## Precinct 0005

### REP Railroad Commissioner

Vote For 1

	TOTAL	VOTE %	Absentee	Early Voting	Election Day
Tom Slocum Jr	125	17.53%	2	78	45
Marvin "Sarge" Summers	83	11.64%	0	56	27
Sarah Stogner	69	9.68%	0	48	21
Dawayne Tipton	56	7.85%	0	28	28
Wayne Christian	380	53.30%	3	254	123
<b>Total Votes Cast</b>	<b>713</b>	<b>100.00%</b>	<b>5</b>	<b>464</b>	<b>244</b>
Overvotes	0		0	0	0
Undervotes	171		0	100	71

### REP Justice, Supreme Court, PI 3

Vote For 1

	TOTAL	VOTE %	Absentee	Early Voting	Election Day
Debra Lehrmann	597	100.00%	5	397	195
<b>Total Votes Cast</b>	<b>597</b>	<b>100.00%</b>	<b>5</b>	<b>397</b>	<b>195</b>
Overvotes	0		0	0	0
Undervotes	287		0	167	120

### REP Justice, Supreme Court, PI 5

Vote For 1

	TOTAL	VOTE %	Absentee	Early Voting	Election Day
Rebeca Huddle	603	100.00%	5	397	201
<b>Total Votes Cast</b>	<b>603</b>	<b>100.00%</b>	<b>5</b>	<b>397</b>	<b>201</b>
Overvotes	0		0	0	0
Undervotes	281		0	167	114

### REP Justice, Supreme Court, PI 9

Vote For 1

	TOTAL	VOTE %	Absentee	Early Voting	Election Day
David J. Schenck	372	58.31%	0	251	121
Evan Young	266	41.69%	4	176	86
<b>Total Votes Cast</b>	<b>638</b>	<b>100.00%</b>	<b>4</b>	<b>427</b>	<b>207</b>
Overvotes	0		0	0	0
Undervotes	246		1	137	108

### REP Judge, Ct of Crim App, PI 2

Vote For 1

	TOTAL	VOTE %	Absentee	Early Voting	Election Day
Mary Lou Keel	567	100.00%	5	375	187
<b>Total Votes Cast</b>	<b>567</b>	<b>100.00%</b>	<b>5</b>	<b>375</b>	<b>187</b>
Overvotes	0		0	0	0
Undervotes	317		0	189	128

## Precinct 0005

### REP Judge, Ct of Crim App, PI 5

Vote For 1

	TOTAL	VOTE %		Absentee	Early Voting	Election Day
Clint Morgan	359	56.18%	<div style="width: 56.18%;"><div style="width: 56.18%;"></div></div>	3	235	121
Scott Walker	280	43.82%	<div style="width: 43.82%;"><div style="width: 43.82%;"></div></div>	0	192	88
Total Votes Cast	639	100.00%	<div style="width: 100.00%;"><div style="width: 100.00%;"></div></div>	3	427	209
Overvotes	0			0	0	0
Undervotes	245			2	137	106

### REP Judge, Ct of Crim App, PI 6

Vote For 1

	TOTAL	VOTE %		Absentee	Early Voting	Election Day
Jesse F. McClure, III	577	100.00%	<div style="width: 100.00%;"><div style="width: 100.00%;"></div></div>	4	381	192
Total Votes Cast	577	100.00%	<div style="width: 100.00%;"><div style="width: 100.00%;"></div></div>	4	381	192
Overvotes	0			0	0	0
Undervotes	307			1	183	123

### REP Member, State BoE, Dist 9

Vote For 1

	TOTAL	VOTE %		Absentee	Early Voting	Election Day
Keven M. Ellis	582	100.00%	<div style="width: 100.00%;"><div style="width: 100.00%;"></div></div>	5	385	192
Total Votes Cast	582	100.00%	<div style="width: 100.00%;"><div style="width: 100.00%;"></div></div>	5	385	192
Overvotes	0			0	0	0
Undervotes	302			0	179	123

### REP State Senator, Dist 1

Vote For 1

	TOTAL	VOTE %		Absentee	Early Voting	Election Day
Bryan Hughes	677	100.00%	<div style="width: 100.00%;"><div style="width: 100.00%;"></div></div>	5	438	234
Total Votes Cast	677	100.00%	<div style="width: 100.00%;"><div style="width: 100.00%;"></div></div>	5	438	234
Overvotes	0			0	0	0
Undervotes	207			0	126	81

### REP State Rep, Dist 5

Vote For 1

	TOTAL	VOTE %		Absentee	Early Voting	Election Day
Cole Hefner	596	76.61%	<div style="width: 76.61%;"><div style="width: 76.61%;"></div></div>	5	390	201
Dewey R. Collier	182	23.39%	<div style="width: 23.39%;"><div style="width: 23.39%;"></div></div>	0	121	61
Total Votes Cast	778	100.00%	<div style="width: 100.00%;"><div style="width: 100.00%;"></div></div>	5	511	262
Overvotes	0			0	0	0
Undervotes	106			0	53	53



## Precinct 0005

### REP Justice, 12th Ct of App Dist, PI 2

Vote For 1

	TOTAL	VOTE %	Absentee	Early Voting	Election Day
Brian Hoyle	581	100.00%	4	382	195
Total Votes Cast	581	100.00%	4	382	195
Overvotes	0		0	0	0
Undervotes	303		1	182	120

### REP Dist Judge, 241st Judicial Dist

Vote For 1

	TOTAL	VOTE %	Absentee	Early Voting	Election Day
Debby Gunter	592	100.00%	4	383	205
Total Votes Cast	592	100.00%	4	383	205
Overvotes	0		0	0	0
Undervotes	292		1	181	110

### REP Dist Judge, 321st Judicial Dist

Vote For 1

	TOTAL	VOTE %	Absentee	Early Voting	Election Day
Robert Wilson	590	100.00%	4	382	204
Total Votes Cast	590	100.00%	4	382	204
Overvotes	0		0	0	0
Undervotes	294		1	182	111

### REP Criminal District Attorney

Vote For 1

	TOTAL	VOTE %	Absentee	Early Voting	Election Day
Jacob Putman	604	100.00%	4	391	209
Total Votes Cast	604	100.00%	4	391	209
Overvotes	0		0	0	0
Undervotes	280		1	173	106

### REP County Judge

Vote For 1

	TOTAL	VOTE %	Absentee	Early Voting	Election Day
Neal Franklin	596	100.00%	4	384	208
Total Votes Cast	596	100.00%	4	384	208
Overvotes	0		0	0	0
Undervotes	288		1	180	107

### REP Judge, County Court at Law No. 1

Vote For 1

	TOTAL	VOTE %	Absentee	Early Voting	Election Day
Jason Ellis	588	100.00%	4	381	203
Total Votes Cast	588	100.00%	4	381	203
Overvotes	0		0	0	0
Undervotes	296		1	183	112

## Precinct 0005

### REP Judge, County Court at Law No. 2

Vote For 1

	TOTAL	VOTE %		Absentee	Early Voting	Election Day
Taylor Heaton	571	100.00%	<div style="width: 100%; height: 10px; background-color: #ffc107;"></div>	4	371	196
Total Votes Cast	571	100.00%	<div style="width: 100%; height: 10px; background-color: #ffc107;"></div>	4	371	196
Overvotes	0			0	0	0
Undervotes	313			1	193	119

### REP Judge, County Court at Law No. 3

Vote For 1

	TOTAL	VOTE %		Absentee	Early Voting	Election Day
Sara Maynard	288	42.23%	<div style="width: 42.23%; height: 10px; background-color: #ffc107;"></div>	2	193	93
Trevor M. Rose	69	10.12%	<div style="width: 10.12%; height: 10px; background-color: #ffc107;"></div>	1	42	26
Clay White	325	47.65%	<div style="width: 47.65%; height: 10px; background-color: #ffc107;"></div>	2	210	113
Total Votes Cast	682	100.00%	<div style="width: 100%; height: 10px; background-color: #ffc107;"></div>	5	445	232
Overvotes	0			0	0	0
Undervotes	202			0	119	83

### REP District Clerk

Vote For 1

	TOTAL	VOTE %		Absentee	Early Voting	Election Day
Penny Clarkston	596	100.00%	<div style="width: 100%; height: 10px; background-color: #ffc107;"></div>	5	389	202
Total Votes Cast	596	100.00%	<div style="width: 100%; height: 10px; background-color: #ffc107;"></div>	5	389	202
Overvotes	0			0	0	0
Undervotes	288			0	175	113

### REP County Clerk

Vote For 1

	TOTAL	VOTE %		Absentee	Early Voting	Election Day
Karen Bryant Phillips	585	100.00%	<div style="width: 100%; height: 10px; background-color: #ffc107;"></div>	4	387	194
Total Votes Cast	585	100.00%	<div style="width: 100%; height: 10px; background-color: #ffc107;"></div>	4	387	194
Overvotes	0			0	0	0
Undervotes	299			1	177	121

### REP County Treasurer

Vote For 1

	TOTAL	VOTE %		Absentee	Early Voting	Election Day
Kelli R. White	470	78.86%	<div style="width: 78.86%; height: 10px; background-color: #ffc107;"></div>	1	327	142
Jamie Boersma	126	21.14%	<div style="width: 21.14%; height: 10px; background-color: #ffc107;"></div>	1	78	47
Total Votes Cast	596	100.00%	<div style="width: 100%; height: 10px; background-color: #ffc107;"></div>	2	405	189
Overvotes	0			0	0	0
Undervotes	288			3	159	126

## Precinct 0005

### REP JOP Pct 5

Vote For 1

	TOTAL	VOTE %		Absentee	Early Voting	Election Day
Jon Wayne Johnson	617	100.00%	<div style="width: 100%; height: 10px; background-color: #ffc107;"></div>	4	400	213
Total Votes Cast	617	100.00%	<div style="width: 100%; height: 10px; background-color: #ffc107;"></div>	4	400	213
Overvotes	0			0	0	0
Undervotes	267			1	164	102

### REP County Chair

Vote For 1

	TOTAL	VOTE %		Absentee	Early Voting	Election Day
David Stein	578	100.00%	<div style="width: 100%; height: 10px; background-color: #ffc107;"></div>	4	380	194
Total Votes Cast	578	100.00%	<div style="width: 100%; height: 10px; background-color: #ffc107;"></div>	4	380	194
Overvotes	0			0	0	0
Undervotes	306			1	184	121

### REP Proposition 1

Vote For 1

	TOTAL	VOTE %		Absentee	Early Voting	Election Day
YES	834	96.30%	<div style="width: 96.3%; height: 10px; background-color: #ffc107;"></div>	5	528	301
NO	32	3.70%	<div style="width: 3.7%; height: 10px; background-color: #6c757d;"></div>	0	23	9
Total Votes Cast	866	100.00%	<div style="width: 100%; height: 10px; background-color: #ffc107;"></div>	5	551	310
Overvotes	0			0	0	0
Undervotes	18			0	13	5

### REP Proposition 2

Vote For 1

	TOTAL	VOTE %		Absentee	Early Voting	Election Day
YES	688	81.71%	<div style="width: 81.71%; height: 10px; background-color: #ffc107;"></div>	5	431	252
NO	154	18.29%	<div style="width: 18.29%; height: 10px; background-color: #6c757d;"></div>	0	103	51
Total Votes Cast	842	100.00%	<div style="width: 100%; height: 10px; background-color: #ffc107;"></div>	5	534	303
Overvotes	0			0	0	0
Undervotes	42			0	30	12

### REP Proposition 3

Vote For 1

	TOTAL	VOTE %		Absentee	Early Voting	Election Day
YES	820	94.25%	<div style="width: 94.25%; height: 10px; background-color: #ffc107;"></div>	5	520	295
NO	50	5.75%	<div style="width: 5.75%; height: 10px; background-color: #6c757d;"></div>	0	36	14
Total Votes Cast	870	100.00%	<div style="width: 100%; height: 10px; background-color: #ffc107;"></div>	5	556	309
Overvotes	0			0	0	0
Undervotes	14			0	8	6

## Precinct 0005

### REP Proposition 4

Vote For 1

	TOTAL	VOTE %		Absentee	Early Voting	Election Day
YES	844	97.12%	<div style="width: 97.12%; height: 10px; background-color: #ffc107;"></div>	5	540	299
NO	25	2.88%	<div style="width: 2.88%; height: 10px; background-color: #6c757d;"></div>	0	15	10
Total Votes Cast	869	100.00%	<div style="width: 100.00%; height: 10px; background-color: #ffc107;"></div>	5	555	309
Overvotes	0			0	0	0
Undervotes	15			0	9	6

### REP Proposition 5

Vote For 1

	TOTAL	VOTE %		Absentee	Early Voting	Election Day
YES	781	91.45%	<div style="width: 91.45%; height: 10px; background-color: #ffc107;"></div>	4	496	281
NO	73	8.55%	<div style="width: 8.55%; height: 10px; background-color: #6c757d;"></div>	1	50	22
Total Votes Cast	854	100.00%	<div style="width: 100.00%; height: 10px; background-color: #ffc107;"></div>	5	546	303
Overvotes	0			0	0	0
Undervotes	30			0	18	12

### REP Proposition 6

Vote For 1

	TOTAL	VOTE %		Absentee	Early Voting	Election Day
YES	761	89.21%	<div style="width: 89.21%; height: 10px; background-color: #ffc107;"></div>	4	493	264
NO	92	10.79%	<div style="width: 10.79%; height: 10px; background-color: #6c757d;"></div>	1	56	35
Total Votes Cast	853	100.00%	<div style="width: 100.00%; height: 10px; background-color: #ffc107;"></div>	5	549	299
Overvotes	0			0	0	0
Undervotes	31			0	15	16

### REP Proposition 7

Vote For 1

	TOTAL	VOTE %		Absentee	Early Voting	Election Day
YES	863	98.85%	<div style="width: 98.85%; height: 10px; background-color: #ffc107;"></div>	5	549	309
NO	10	1.15%	<div style="width: 1.15%; height: 10px; background-color: #6c757d;"></div>	0	7	3
Total Votes Cast	873	100.00%	<div style="width: 100.00%; height: 10px; background-color: #ffc107;"></div>	5	556	312
Overvotes	0			0	0	0
Undervotes	11			0	8	3

### REP Proposition 8




Vote For 1

	TOTAL	VOTE %		Absentee	Early Voting	Election Day
YES	843	96.56%	<div style="width: 96.56%; height: 10px; background-color: #ffc107;"></div>	5	533	305
NO	30	3.44%	<div style="width: 3.44%; height: 10px; background-color: #6c757d;"></div>	0	24	6
Total Votes Cast	873	100.00%	<div style="width: 100.00%; height: 10px; background-color: #ffc107;"></div>	5	557	311
Overvotes	0			0	0	0
Undervotes	11			0	7	4

### Precinct 0005




#### REP Proposition 9

Vote For 1

	TOTAL	VOTE %		Absentee	Early Voting	Election Day
YES	774	88.97%		5	486	283
NO	96	11.03%		0	70	26
Total Votes Cast	870	100.00%		5	556	309
Overvotes	0			0	0	0
Undervotes	14			0	8	6

#### REP Proposition 10

Vote For 1

	TOTAL	VOTE %		Absentee	Early Voting	Election Day
YES	846	97.24%		5	540	301
NO	24	2.76%		0	15	9
Total Votes Cast	870	100.00%		5	555	310
Overvotes	0			0	0	0
Undervotes	14			0	9	5

### Precinct 0006

Statistics	TOTAL	Absentee	Early Voting	Election Day
Registered Voters - Total	977			
Ballots Cast - Total	282	1	124	157
Ballots Cast - Republican Party	259	0	110	149
Ballots Cast - Democratic Party	23	1	14	8
Ballots Cast - Blank	0	0	0	0
Voter Turnout - Total	28.86%			

#### REP US Rep, District 1

Vote For 1

	TOTAL	VOTE %	Absentee	Early Voting	Election Day
Aditya "A.D." Atholi	8	3.33%	0	2	6
John Porro	6	2.50%	0	1	5
Nathaniel Moran	191	79.58%	0	83	108
Joe McDaniel	35	14.58%	0	15	20
Total Votes Cast	240	100.00%	0	101	139
Overvotes	0		0	0	0
Undervotes	19		0	9	10

#### REP Governor

Vote For 1

	TOTAL	VOTE %	Absentee	Early Voting	Election Day
Danny Harrison	1	0.39%	0	0	1
Chad Prather	21	8.27%	0	2	19
Paul Belew	0	0.00%	0	0	0
Rick Perry	4	1.57%	0	2	2
Don Huffines	14	5.51%	0	4	10
Allen B. West	42	16.54%	0	18	24
Greg Abbott	171	67.32%	0	82	89
Kandy Kaye Horn	1	0.39%	0	0	1
Total Votes Cast	254	100.00%	0	108	146
Overvotes	0		0	0	0
Undervotes	5		0	2	3

#### REP Lieutenant Governor

Vote For 1

	TOTAL	VOTE %	Absentee	Early Voting	Election Day
Daniel Miller	35	14.40%	0	14	21
Dan Patrick	185	76.13%	0	79	106
Todd M. Bullis	2	0.82%	0	0	2
Trayce Bradford	14	5.76%	0	7	7
Aaron Sorrells	4	1.65%	0	2	2
Zach Vance	3	1.23%	0	0	3
Total Votes Cast	243	100.00%	0	102	141
Overvotes	0		0	0	0
Undervotes	16		0	8	8

## Precinct 0006

### REP Attorney General

Vote For 1

	TOTAL	VOTE %	Absentee	Early Voting	Election Day
George P. Bush	19	7.48%	0	8	11
Louie Gohmert	181	71.26%	0	74	107
Ken Paxton	48	18.90%	0	24	24
Eva Guzman	6	2.36%	0	2	4
Total Votes Cast	254	100.00%	0	108	146
Overvotes	0		0	0	0
Undervotes	5		0	2	3

### REP Comptroller of Public Accounts

Vote For 1

	TOTAL	VOTE %	Absentee	Early Voting	Election Day
Mark V. Goloby	51	26.29%	0	18	33
Glenn Hegar	143	73.71%	0	64	79
Total Votes Cast	194	100.00%	0	82	112
Overvotes	0		0	0	0
Undervotes	65		0	28	37

### REP Comm General Land Office

Vote For 1

	TOTAL	VOTE %	Absentee	Early Voting	Election Day
Dawn Buckingham	71	36.22%	0	33	38
Don W. Minton	35	17.86%	0	17	18
Ben Armenta	4	2.04%	0	0	4
Rufus Lopez	2	1.02%	0	0	2
Tim Westley	32	16.33%	0	10	22
Jon Spiers	40	20.41%	0	21	19
Victor Avila	9	4.59%	0	1	8
Weston Martinez	3	1.53%	0	1	2
Total Votes Cast	196	100.00%	0	83	113
Overvotes	0		0	0	0
Undervotes	63		0	27	36

### REP Commissioner of Agriculture

Vote For 1

	TOTAL	VOTE %	Absentee	Early Voting	Election Day
Sid Miller	112	53.59%	0	46	66
James White	78	37.32%	0	28	50
Carey A. Council	19	9.09%	0	8	11
Total Votes Cast	209	100.00%	0	82	127
Overvotes	0		0	0	0
Undervotes	50		0	28	22

## Precinct 0006

### REP Railroad Commissioner

Vote For 1

	TOTAL	VOTE %	Absentee	Early Voting	Election Day
Tom Slocum Jr	58	26.85%	0	19	39
Marvin "Sarge" Summers	16	7.41%	0	6	10
Sarah Stogner	27	12.50%	0	12	15
Dawayne Tipton	13	6.02%	0	5	8
Wayne Christian	102	47.22%	0	47	55
Total Votes Cast	216	100.00%	0	89	127
Overvotes	0		0	0	0
Undervotes	43		0	21	22

### REP Justice, Supreme Court, PI 3

Vote For 1

	TOTAL	VOTE %	Absentee	Early Voting	Election Day
Debra Lehrmann	192	100.00%	0	81	111
Total Votes Cast	192	100.00%	0	81	111
Overvotes	0		0	0	0
Undervotes	67		0	29	38

### REP Justice, Supreme Court, PI 5

Vote For 1

	TOTAL	VOTE %	Absentee	Early Voting	Election Day
Rebeca Huddle	195	100.00%	0	81	114
Total Votes Cast	195	100.00%	0	81	114
Overvotes	0		0	0	0
Undervotes	64		0	29	35

### REP Justice, Supreme Court, PI 9

Vote For 1

	TOTAL	VOTE %	Absentee	Early Voting	Election Day
David J. Schenck	109	55.90%	0	46	63
Evan Young	86	44.10%	0	36	50
Total Votes Cast	195	100.00%	0	82	113
Overvotes	0		0	0	0
Undervotes	64		0	28	36

### REP Judge, Ct of Crim App, PI 2

Vote For 1

	TOTAL	VOTE %	Absentee	Early Voting	Election Day
Mary Lou Keel	178	100.00%	0	75	103
Total Votes Cast	178	100.00%	0	75	103
Overvotes	0		0	0	0
Undervotes	81		0	35	46



## Precinct 0006

### REP Judge, Ct of Crim App, PI 5

Vote For 1

	TOTAL	VOTE %		Absentee	Early Voting	Election Day
Clint Morgan	108	54.55%	<div style="width: 54.55%;"><div style="width: 54.55%;"></div></div>	0	43	65
Scott Walker	90	45.45%	<div style="width: 45.45%;"><div style="width: 45.45%;"></div></div>	0	39	51
Total Votes Cast	198	100.00%	<div style="width: 100.00%;"><div style="width: 100.00%;"></div></div>	0	82	116
Overvotes	0			0	0	0
Undervotes	61			0	28	33

### REP Judge, Ct of Crim App, PI 6

Vote For 1

	TOTAL	VOTE %		Absentee	Early Voting	Election Day
Jesse F. McClure, III	190	100.00%	<div style="width: 100.00%;"><div style="width: 100.00%;"></div></div>	0	79	111
Total Votes Cast	190	100.00%	<div style="width: 100.00%;"><div style="width: 100.00%;"></div></div>	0	79	111
Overvotes	0			0	0	0
Undervotes	69			0	31	38

### REP Member, State BoE, Dist 9

Vote For 1

	TOTAL	VOTE %		Absentee	Early Voting	Election Day
Keven M. Ellis	187	100.00%	<div style="width: 100.00%;"><div style="width: 100.00%;"></div></div>	0	79	108
Total Votes Cast	187	100.00%	<div style="width: 100.00%;"><div style="width: 100.00%;"></div></div>	0	79	108
Overvotes	0			0	0	0
Undervotes	72			0	31	41

### REP State Senator, Dist 1

Vote For 1

	TOTAL	VOTE %		Absentee	Early Voting	Election Day
Bryan Hughes	212	100.00%	<div style="width: 100.00%;"><div style="width: 100.00%;"></div></div>	0	90	122
Total Votes Cast	212	100.00%	<div style="width: 100.00%;"><div style="width: 100.00%;"></div></div>	0	90	122
Overvotes	0			0	0	0
Undervotes	47			0	20	27

### REP State Rep, Dist 5

Vote For 1

	TOTAL	VOTE %		Absentee	Early Voting	Election Day
Cole Hefner	179	80.63%	<div style="width: 80.63%;"><div style="width: 80.63%;"></div></div>	0	71	108
Dewey R. Collier	43	19.37%	<div style="width: 19.37%;"><div style="width: 19.37%;"></div></div>	0	22	21
Total Votes Cast	222	100.00%	<div style="width: 100.00%;"><div style="width: 100.00%;"></div></div>	0	93	129
Overvotes	0			0	0	0
Undervotes	37			0	17	20

## Precinct 0006

### REP Justice, 12th Ct of App Dist, PI 2

Vote For 1

	TOTAL	VOTE %	Absentee	Early Voting	Election Day
Brian Hoyle	185	100.00%	0	79	106
Total Votes Cast	185	100.00%	0	79	106
Overvotes	0		0	0	0
Undervotes	74		0	31	43

### REP Dist Judge, 241st Judicial Dist

Vote For 1

	TOTAL	VOTE %	Absentee	Early Voting	Election Day
Debby Gunter	182	100.00%	0	76	106
Total Votes Cast	182	100.00%	0	76	106
Overvotes	0		0	0	0
Undervotes	77		0	34	43

### REP Dist Judge, 321st Judicial Dist

Vote For 1

	TOTAL	VOTE %	Absentee	Early Voting	Election Day
Robert Wilson	181	100.00%	0	76	105
Total Votes Cast	181	100.00%	0	76	105
Overvotes	0		0	0	0
Undervotes	78		0	34	44

### REP Criminal District Attorney

Vote For 1

	TOTAL	VOTE %	Absentee	Early Voting	Election Day
Jacob Putman	190	100.00%	0	80	110
Total Votes Cast	190	100.00%	0	80	110
Overvotes	0		0	0	0
Undervotes	69		0	30	39

### REP County Judge

Vote For 1

	TOTAL	VOTE %	Absentee	Early Voting	Election Day
Neal Franklin	187	100.00%	0	81	106
Total Votes Cast	187	100.00%	0	81	106
Overvotes	0		0	0	0
Undervotes	72		0	29	43

### REP Judge, County Court at Law No. 1

Vote For 1

	TOTAL	VOTE %	Absentee	Early Voting	Election Day
Jason Ellis	178	100.00%	0	76	102
Total Votes Cast	178	100.00%	0	76	102
Overvotes	0		0	0	0
Undervotes	81		0	34	47

## Precinct 0006

### REP Judge, County Court at Law No. 2

Vote For 1

	TOTAL	VOTE %	Absentee	Early Voting	Election Day
Taylor Heaton	175	100.00%	0	75	100
Total Votes Cast	175	100.00%	0	75	100
Overvotes	0		0	0	0
Undervotes	84		0	35	49

### REP Judge, County Court at Law No. 3

Vote For 1

	TOTAL	VOTE %	Absentee	Early Voting	Election Day
Sara Maynard	92	44.44%	0	44	48
Trevor M. Rose	15	7.25%	0	5	10
Clay White	100	48.31%	0	42	58
Total Votes Cast	207	100.00%	0	91	116
Overvotes	0		0	0	0
Undervotes	52		0	19	33

### REP District Clerk

Vote For 1

	TOTAL	VOTE %	Absentee	Early Voting	Election Day
Penny Clarkston	188	100.00%	0	80	108
Total Votes Cast	188	100.00%	0	80	108
Overvotes	0		0	0	0
Undervotes	71		0	30	41

### REP County Clerk

Vote For 1

	TOTAL	VOTE %	Absentee	Early Voting	Election Day
Karen Bryant Phillips	185	100.00%	0	81	104
Total Votes Cast	185	100.00%	0	81	104
Overvotes	0		0	0	0
Undervotes	74		0	29	45

### REP County Treasurer

Vote For 1

	TOTAL	VOTE %	Absentee	Early Voting	Election Day
Kelli R. White	168	84.85%	0	75	93
Jamie Boersma	30	15.15%	0	13	17
Total Votes Cast	198	100.00%	0	88	110
Overvotes	0		0	0	0
Undervotes	61		0	22	39

## Precinct 0006

### REP JOP Pct 4

Vote For 1

	TOTAL	VOTE %		Absentee	Early Voting	Election Day
Ronnie Hester	59	25.99%	<div style="width: 25.99%;"></div>	0	19	40
Laney Pilcher-Barnes	59	25.99%	<div style="width: 25.99%;"></div>	0	30	29
Curtis Wulf	109	48.02%	<div style="width: 48.02%;"></div>	0	52	57
Total Votes Cast	227	100.00%	<div style="width: 100.00%;"></div>	0	101	126
Overvotes	0			0	0	0
Undervotes	32			0	9	23

### REP County Chair

Vote For 1

	TOTAL	VOTE %		Absentee	Early Voting	Election Day
David Stein	174	100.00%	<div style="width: 100.00%;"></div>	0	74	100
Total Votes Cast	174	100.00%	<div style="width: 100.00%;"></div>	0	74	100
Overvotes	0			0	0	0
Undervotes	85			0	36	49

### REP Proposition 1

Vote For 1

	TOTAL	VOTE %		Absentee	Early Voting	Election Day
YES	237	96.73%	<div style="width: 96.73%;"></div>	0	103	134
NO	8	3.27%	<div style="width: 3.27%;"></div>	0	3	5
Total Votes Cast	245	100.00%	<div style="width: 100.00%;"></div>	0	106	139
Overvotes	0			0	0	0
Undervotes	14			0	4	10

### REP Proposition 2

Vote For 1

	TOTAL	VOTE %		Absentee	Early Voting	Election Day
YES	204	83.27%	<div style="width: 83.27%;"></div>	0	85	119
NO	41	16.73%	<div style="width: 16.73%;"></div>	0	21	20
Total Votes Cast	245	100.00%	<div style="width: 100.00%;"></div>	0	106	139
Overvotes	0			0	0	0
Undervotes	14			0	4	10

### REP Proposition 3

Vote For 1

	TOTAL	VOTE %		Absentee	Early Voting	Election Day
YES	232	91.34%	<div style="width: 91.34%;"></div>	0	101	131
NO	22	8.66%	<div style="width: 8.66%;"></div>	0	6	16
Total Votes Cast	254	100.00%	<div style="width: 100.00%;"></div>	0	107	147
Overvotes	0			0	0	0
Undervotes	5			0	3	2

### Precinct 0006

#### REP Proposition 4

Vote For 1

	TOTAL	VOTE %	Absentee	Early Voting	Election Day
YES	242	96.41%	0	104	138
NO	9	3.59%	0	2	7
Total Votes Cast	251	100.00%	0	106	145
Overvotes	0		0	0	0
Undervotes	8		0	4	4

#### REP Proposition 5

Vote For 1

	TOTAL	VOTE %	Absentee	Early Voting	Election Day
YES	235	94.76%	0	103	132
NO	13	5.24%	0	4	9
Total Votes Cast	248	100.00%	0	107	141
Overvotes	0		0	0	0
Undervotes	11		0	3	8

#### REP Proposition 6

Vote For 1

	TOTAL	VOTE %	Absentee	Early Voting	Election Day
YES	212	86.89%	0	87	125
NO	32	13.11%	0	16	16
Total Votes Cast	244	100.00%	0	103	141
Overvotes	0		0	0	0
Undervotes	15		0	7	8

#### REP Proposition 7

Vote For 1

	TOTAL	VOTE %	Absentee	Early Voting	Election Day
YES	249	98.42%	0	105	144
NO	4	1.58%	0	2	2
Total Votes Cast	253	100.00%	0	107	146
Overvotes	0		0	0	0
Undervotes	6		0	3	3

#### REP Proposition 8




Vote For 1

	TOTAL	VOTE %	Absentee	Early Voting	Election Day
YES	244	96.06%	0	106	138
NO	10	3.94%	0	2	8
Total Votes Cast	254	100.00%	0	108	146
Overvotes	0		0	0	0
Undervotes	5		0	2	3

### Precinct 0006




#### REP Proposition 9

Vote For 1

	TOTAL	VOTE %		Absentee	Early Voting	Election Day
YES	226	89.68%		0	91	135
NO	26	10.32%		0	14	12
Total Votes Cast	252	100.00%		0	105	147
Overvotes	0			0	0	0
Undervotes	7			0	5	2

#### REP Proposition 10

Vote For 1

	TOTAL	VOTE %		Absentee	Early Voting	Election Day
YES	238	95.97%		0	100	138
NO	10	4.03%		0	5	5
Total Votes Cast	248	100.00%		0	105	143
Overvotes	0			0	0	0
Undervotes	11			0	5	6

### Precinct 0007

#### Statistics

	TOTAL	Absentee	Early Voting	Election Day
Registered Voters - Total	2,016			
Ballots Cast - Total	453	9	161	283
Ballots Cast - Republican Party	401	6	133	262
Ballots Cast - Democratic Party	52	3	28	21
Ballots Cast - Blank	0	0	0	0
Voter Turnout - Total	22.47%			

#### REP US Rep, District 1

Vote For 1

	TOTAL	VOTE %	Absentee	Early Voting	Election Day
Aditya "A.D." Atholi	27	7.44%	0	9	18
John Porro	15	4.13%	1	4	10
Nathaniel Moran	267	73.55%	1	93	173
Joe McDaniel	54	14.88%	4	19	31
Total Votes Cast	363	100.00%	6	125	232
Overvotes	0		0	0	0
Undervotes	38		0	8	30

#### REP Governor

Vote For 1

	TOTAL	VOTE %	Absentee	Early Voting	Election Day
Danny Harrison	3	0.76%	0	0	3
Chad Prather	20	5.04%	0	5	15
Paul Belew	0	0.00%	0	0	0
Rick Perry	10	2.52%	0	4	6
Don Huffines	23	5.79%	1	7	15
Allen B. West	76	19.14%	0	33	43
Greg Abbott	264	66.50%	5	82	177
Kandy Kaye Horn	1	0.25%	0	0	1
Total Votes Cast	397	100.00%	6	131	260
Overvotes	0		0	0	0
Undervotes	4		0	2	2

#### REP Lieutenant Governor

Vote For 1

	TOTAL	VOTE %	Absentee	Early Voting	Election Day
Daniel Miller	43	12.01%	0	13	30
Dan Patrick	259	72.35%	4	89	166
Todd M. Bullis	4	1.12%	1	1	2
Trayce Bradford	36	10.06%	0	16	20
Aaron Sorrells	10	2.79%	0	1	9
Zach Vance	6	1.68%	0	1	5
Total Votes Cast	358	100.00%	5	121	232
Overvotes	0		0	0	0
Undervotes	43		1	12	30

## Precinct 0007

### REP Attorney General

Vote For 1

	TOTAL	VOTE %		Absentee	Early Voting	Election Day
George P. Bush	46	11.79%	<div style="width: 11.79%;"></div>	0	8	38
Louie Gohmert	250	64.10%	<div style="width: 64.10%;"></div>	3	93	154
Ken Paxton	81	20.77%	<div style="width: 20.77%;"></div>	3	25	53
Eva Guzman	13	3.33%	<div style="width: 3.33%;"></div>	0	5	8
Total Votes Cast	390	100.00%	<div style="width: 100.00%;"></div>	6	131	253
Overvotes	0			0	0	0
Undervotes	11			0	2	9

### REP Comptroller of Public Accounts

Vote For 1

	TOTAL	VOTE %		Absentee	Early Voting	Election Day
Mark V. Goloby	89	28.99%	<div style="width: 28.99%;"></div>	1	30	58
Glenn Hegar	218	71.01%	<div style="width: 71.01%;"></div>	4	73	141
Total Votes Cast	307	100.00%	<div style="width: 100.00%;"></div>	5	103	199
Overvotes	0			0	0	0
Undervotes	94			1	30	63

### REP Comm General Land Office

Vote For 1

	TOTAL	VOTE %		Absentee	Early Voting	Election Day
Dawn Buckingham	112	37.71%	<div style="width: 37.71%;"></div>	2	45	65
Don W. Minton	43	14.48%	<div style="width: 14.48%;"></div>	0	8	35
Ben Armenta	8	2.69%	<div style="width: 2.69%;"></div>	0	1	7
Rufus Lopez	7	2.36%	<div style="width: 2.36%;"></div>	0	4	3
Tim Westley	45	15.15%	<div style="width: 15.15%;"></div>	1	16	28
Jon Spiers	63	21.21%	<div style="width: 21.21%;"></div>	2	23	38
Victor Avila	14	4.71%	<div style="width: 4.71%;"></div>	0	4	10
Weston Martinez	5	1.68%	<div style="width: 1.68%;"></div>	0	1	4
Total Votes Cast	297	100.00%	<div style="width: 100.00%;"></div>	5	102	190
Overvotes	0			0	0	0
Undervotes	104			1	31	72

### REP Commissioner of Agriculture

Vote For 1

	TOTAL	VOTE %		Absentee	Early Voting	Election Day
Sid Miller	169	55.78%	<div style="width: 55.78%;"></div>	4	61	104
James White	121	39.93%	<div style="width: 39.93%;"></div>	1	43	77
Carey A. Council	13	4.29%	<div style="width: 4.29%;"></div>	0	6	7
Total Votes Cast	303	100.00%	<div style="width: 100.00%;"></div>	5	110	188
Overvotes	0			0	0	0
Undervotes	98			1	23	74



## Precinct 0007

### REP Railroad Commissioner

Vote For 1

	TOTAL	VOTE %	Absentee	Early Voting	Election Day
Tom Slocum Jr	74	24.58%	1	24	49
Marvin "Sarge" Summers	25	8.31%	0	5	20
Sarah Stogner	34	11.30%	0	11	23
Dawayne Tipton	25	8.31%	0	2	23
Wayne Christian	143	47.51%	4	65	74
Total Votes Cast	301	100.00%	5	107	189
Overvotes	0		0	0	0
Undervotes	100		1	26	73

### REP Justice, Supreme Court, PI 3

Vote For 1

	TOTAL	VOTE %	Absentee	Early Voting	Election Day
Debra Lehrmann	252	100.00%	6	88	158
Total Votes Cast	252	100.00%	6	88	158
Overvotes	0		0	0	0
Undervotes	149		0	45	104

### REP Justice, Supreme Court, PI 5

Vote For 1

	TOTAL	VOTE %	Absentee	Early Voting	Election Day
Rebeca Huddle	257	100.00%	6	92	159
Total Votes Cast	257	100.00%	6	92	159
Overvotes	0		0	0	0
Undervotes	144		0	41	103

### REP Justice, Supreme Court, PI 9

Vote For 1

	TOTAL	VOTE %	Absentee	Early Voting	Election Day
David J. Schenck	165	59.35%	3	56	106
Evan Young	113	40.65%	2	42	69
Total Votes Cast	278	100.00%	5	98	175
Overvotes	0		0	0	0
Undervotes	123		1	35	87

### REP Judge, Ct of Crim App, PI 2

Vote For 1

	TOTAL	VOTE %	Absentee	Early Voting	Election Day
Mary Lou Keel	244	100.00%	5	89	150
Total Votes Cast	244	100.00%	5	89	150
Overvotes	0		0	0	0
Undervotes	157		1	44	112

## Precinct 0007

### REP Judge, Ct of Crim App, PI 5

Vote For 1

	TOTAL	VOTE %		Absentee	Early Voting	Election Day
Clint Morgan	145	52.54%	<div style="width: 52.54%;"><div style="width: 52.54%;"></div></div>	2	54	89
Scott Walker	131	47.46%	<div style="width: 47.46%;"><div style="width: 47.46%;"></div></div>	3	41	87
Total Votes Cast	276	100.00%	<div style="width: 100.00%;"><div style="width: 100.00%;"></div></div>	5	95	176
Overvotes	0			0	0	0
Undervotes	125			1	38	86

### REP Judge, Ct of Crim App, PI 6

Vote For 1

	TOTAL	VOTE %		Absentee	Early Voting	Election Day
Jesse F. McClure, III	246	100.00%	<div style="width: 100.00%;"><div style="width: 100.00%;"></div></div>	4	92	150
Total Votes Cast	246	100.00%	<div style="width: 100.00%;"><div style="width: 100.00%;"></div></div>	4	92	150
Overvotes	0			0	0	0
Undervotes	155			2	41	112

### REP Member, State BoE, Dist 9

Vote For 1

	TOTAL	VOTE %		Absentee	Early Voting	Election Day
Keven M. Ellis	247	100.00%	<div style="width: 100.00%;"><div style="width: 100.00%;"></div></div>	4	91	152
Total Votes Cast	247	100.00%	<div style="width: 100.00%;"><div style="width: 100.00%;"></div></div>	4	91	152
Overvotes	0			0	0	0
Undervotes	154			2	42	110

### REP State Senator, Dist 1

Vote For 1

	TOTAL	VOTE %		Absentee	Early Voting	Election Day
Bryan Hughes	283	100.00%	<div style="width: 100.00%;"><div style="width: 100.00%;"></div></div>	5	106	172
Total Votes Cast	283	100.00%	<div style="width: 100.00%;"><div style="width: 100.00%;"></div></div>	5	106	172
Overvotes	0			0	0	0
Undervotes	118			1	27	90

### REP State Rep, Dist 5

Vote For 1

	TOTAL	VOTE %		Absentee	Early Voting	Election Day
Cole Hefner	260	79.03%	<div style="width: 79.03%;"><div style="width: 79.03%;"></div></div>	4	95	161
Dewey R. Collier	69	20.97%	<div style="width: 20.97%;"><div style="width: 20.97%;"></div></div>	0	19	50
Total Votes Cast	329	100.00%	<div style="width: 100.00%;"><div style="width: 100.00%;"></div></div>	4	114	211
Overvotes	0			0	0	0
Undervotes	72			2	19	51

## Precinct 0007

### REP Justice, 12th Ct of App Dist, PI 2

Vote For 1

	TOTAL	VOTE %	Absentee	Early Voting	Election Day
Brian Hoyle	249	100.00%	4	93	152
Total Votes Cast	249	100.00%	4	93	152
Overvotes	0		0	0	0
Undervotes	152		2	40	110

### REP Dist Judge, 241st Judicial Dist

Vote For 1

	TOTAL	VOTE %	Absentee	Early Voting	Election Day
Debby Gunter	239	100.00%	4	88	147
Total Votes Cast	239	100.00%	4	88	147
Overvotes	0		0	0	0
Undervotes	162		2	45	115

### REP Dist Judge, 321st Judicial Dist

Vote For 1

	TOTAL	VOTE %	Absentee	Early Voting	Election Day
Robert Wilson	253	100.00%	4	94	155
Total Votes Cast	253	100.00%	4	94	155
Overvotes	0		0	0	0
Undervotes	148		2	39	107

### REP Criminal District Attorney

Vote For 1

	TOTAL	VOTE %	Absentee	Early Voting	Election Day
Jacob Putman	251	100.00%	4	91	156
Total Votes Cast	251	100.00%	4	91	156
Overvotes	0		0	0	0
Undervotes	150		2	42	106

### REP County Judge

Vote For 1

	TOTAL	VOTE %	Absentee	Early Voting	Election Day
Neal Franklin	250	100.00%	4	92	154
Total Votes Cast	250	100.00%	4	92	154
Overvotes	0		0	0	0
Undervotes	151		2	41	108

### REP Judge, County Court at Law No. 1

Vote For 1

	TOTAL	VOTE %	Absentee	Early Voting	Election Day
Jason Ellis	244	100.00%	4	89	151
Total Votes Cast	244	100.00%	4	89	151
Overvotes	0		0	0	0
Undervotes	157		2	44	111

## Precinct 0007

### REP Judge, County Court at Law No. 2

Vote For 1

	TOTAL	VOTE %		Absentee	Early Voting	Election Day
Taylor Heaton	247	100.00%		5	90	152
Total Votes Cast	247	100.00%		5	90	152
Overvotes	0			0	0	0
Undervotes	154			1	43	110

### REP Judge, County Court at Law No. 3

Vote For 1

	TOTAL	VOTE %		Absentee	Early Voting	Election Day
Sara Maynard	117	40.07%		2	43	72
Trevor M. Rose	40	13.70%		1	17	22
Clay White	135	46.23%		1	42	92
Total Votes Cast	292	100.00%		4	102	186
Overvotes	0			0	0	0
Undervotes	109			2	31	76

### REP District Clerk

Vote For 1

	TOTAL	VOTE %		Absentee	Early Voting	Election Day
Penny Clarkston	251	100.00%		5	94	152
Total Votes Cast	251	100.00%		5	94	152
Overvotes	0			0	0	0
Undervotes	150			1	39	110

### REP County Clerk

Vote For 1

	TOTAL	VOTE %		Absentee	Early Voting	Election Day
Karen Bryant Phillips	249	100.00%		5	90	154
Total Votes Cast	249	100.00%		5	90	154
Overvotes	0			0	0	0
Undervotes	152			1	43	108

### REP County Treasurer

Vote For 1

	TOTAL	VOTE %		Absentee	Early Voting	Election Day
Kelli R. White	211	77.86%		3	75	133
Jamie Boersma	60	22.14%		1	23	36
Total Votes Cast	271	100.00%		4	98	169
Overvotes	0			0	0	0
Undervotes	130			2	35	93

### Precinct 0007

#### REP JOP Pct 4

Vote For 1

	TOTAL	VOTE %		Absentee	Early Voting	Election Day
Ronnie Hester	93	25.41%		1	32	60
Laney Pilcher-Barnes	98	26.78%		2	29	67
Curtis Wulf	175	47.81%		2	61	112
Total Votes Cast	366	100.00%		5	122	239
Overvotes	0			0	0	0
Undervotes	35			1	11	23

#### REP County Chair

Vote For 1

	TOTAL	VOTE %		Absentee	Early Voting	Election Day
David Stein	230	100.00%		4	84	142
Total Votes Cast	230	100.00%		4	84	142
Overvotes	0			0	0	0
Undervotes	171			2	49	120

#### REP Proposition 1

Vote For 1

	TOTAL	VOTE %		Absentee	Early Voting	Election Day
YES	360	95.24%		6	118	236
NO	18	4.76%		0	7	11
Total Votes Cast	378	100.00%		6	125	247
Overvotes	0			0	0	0
Undervotes	23			0	8	15

#### REP Proposition 2

Vote For 1

	TOTAL	VOTE %		Absentee	Early Voting	Election Day
YES	309	83.97%		6	100	203
NO	59	16.03%		0	22	37
Total Votes Cast	368	100.00%		6	122	240
Overvotes	0			0	0	0
Undervotes	33			0	11	22

#### REP Proposition 3

Vote For 1

	TOTAL	VOTE %		Absentee	Early Voting	Election Day
YES	356	90.82%		5	118	233
NO	36	9.18%		1	13	22
Total Votes Cast	392	100.00%		6	131	255
Overvotes	0			0	0	0
Undervotes	9			0	2	7

### Precinct 0007

#### REP Proposition 4

Vote For 1

	TOTAL	VOTE %	Absentee	Early Voting	Election Day
YES	355	92.21%	5	124	226
NO	30	7.79%	0	6	24
Total Votes Cast	385	100.00%	5	130	250
Overvotes	0		0	0	0
Undervotes	16		1	3	12

#### REP Proposition 5

Vote For 1

	TOTAL	VOTE %	Absentee	Early Voting	Election Day
YES	349	90.65%	4	117	228
NO	36	9.35%	2	12	22
Total Votes Cast	385	100.00%	6	129	250
Overvotes	0		0	0	0
Undervotes	16		0	4	12

#### REP Proposition 6

Vote For 1

	TOTAL	VOTE %	Absentee	Early Voting	Election Day
YES	333	88.80%	5	111	217
NO	42	11.20%	1	15	26
Total Votes Cast	375	100.00%	6	126	243
Overvotes	0		0	0	0
Undervotes	26		0	7	19

#### REP Proposition 7

Vote For 1

	TOTAL	VOTE %	Absentee	Early Voting	Election Day
YES	381	98.20%	6	128	247
NO	7	1.80%	0	2	5
Total Votes Cast	388	100.00%	6	130	252
Overvotes	0		0	0	0
Undervotes	13		0	3	10

#### REP Proposition 8




Vote For 1

	TOTAL	VOTE %	Absentee	Early Voting	Election Day
YES	362	93.30%	6	122	234
NO	26	6.70%	0	8	18
Total Votes Cast	388	100.00%	6	130	252
Overvotes	0		0	0	0
Undervotes	13		0	3	10

### Precinct 0007




#### REP Proposition 9

Vote For 1

	TOTAL	VOTE %		Absentee	Early Voting	Election Day
YES	366	93.85%		6	127	233
NO	24	6.15%		0	4	20
Total Votes Cast	390	100.00%		6	131	253
Overvotes	0			0	0	0
Undervotes	11			0	2	9

#### REP Proposition 10

Vote For 1

	TOTAL	VOTE %		Absentee	Early Voting	Election Day
YES	373	96.13%		6	127	240
NO	15	3.87%		0	4	11
Total Votes Cast	388	100.00%		6	131	251
Overvotes	0			0	0	0
Undervotes	13			0	2	11

### Precinct 0008

Statistics	TOTAL	Absentee	Early Voting	Election Day
Registered Voters - Total	1,545			
Ballots Cast - Total	367	13	106	248
Ballots Cast - Republican Party	313	5	98	210
Ballots Cast - Democratic Party	54	8	8	38
Ballots Cast - Blank	0	0	0	0
Voter Turnout - Total	23.75%			

#### REP US Rep, District 1

Vote For 1

	TOTAL	VOTE %	Absentee	Early Voting	Election Day
Aditya "A.D." Atholi	13	4.58%	0	3	10
John Porro	18	6.34%	0	3	15
Nathaniel Moran	205	72.18%	5	67	133
Joe McDaniel	48	16.90%	0	18	30
Total Votes Cast	284	100.00%	5	91	188
Overvotes	0		0	0	0
Undervotes	29		0	7	22

#### REP Governor

Vote For 1

	TOTAL	VOTE %	Absentee	Early Voting	Election Day
Danny Harrison	0	0.00%	0	0	0
Chad Prather	12	3.83%	0	3	9
Paul Belew	0	0.00%	0	0	0
Rick Perry	7	2.24%	0	2	5
Don Huffines	22	7.03%	0	6	16
Allen B. West	56	17.89%	0	13	43
Greg Abbott	216	69.01%	5	74	137
Kandy Kaye Horn	0	0.00%	0	0	0
Total Votes Cast	313	100.00%	5	98	210
Overvotes	0		0	0	0
Undervotes	0		0	0	0

#### REP Lieutenant Governor

Vote For 1

	TOTAL	VOTE %	Absentee	Early Voting	Election Day
Daniel Miller	37	12.37%	0	12	25
Dan Patrick	221	73.91%	5	68	148
Todd M. Bullis	8	2.68%	0	3	5
Trayce Bradford	26	8.70%	0	9	17
Aaron Sorrells	4	1.34%	0	1	3
Zach Vance	3	1.00%	0	3	0
Total Votes Cast	299	100.00%	5	96	198
Overvotes	0		0	0	0
Undervotes	14		0	2	12



## Precinct 0008

### REP Attorney General

Vote For 1

	TOTAL	VOTE %	Absentee	Early Voting	Election Day
George P. Bush	28	9.06%	0	9	19
Louie Gohmert	204	66.02%	4	65	135
Ken Paxton	65	21.04%	1	15	49
Eva Guzman	12	3.88%	0	9	3
Total Votes Cast	309	100.00%	5	98	206
Overvotes	0		0	0	0
Undervotes	4		0	0	4

### REP Comptroller of Public Accounts

Vote For 1

	TOTAL	VOTE %	Absentee	Early Voting	Election Day
Mark V. Goloby	61	24.30%	0	26	35
Glenn Hegar	190	75.70%	1	59	130
Total Votes Cast	251	100.00%	1	85	165
Overvotes	0		0	0	0
Undervotes	62		4	13	45

### REP Comm General Land Office

Vote For 1

	TOTAL	VOTE %	Absentee	Early Voting	Election Day
Dawn Buckingham	89	35.04%	0	32	57
Don W. Minton	43	16.93%	0	17	26
Ben Armenta	4	1.57%	0	2	2
Rufus Lopez	2	0.79%	0	0	2
Tim Westley	35	13.78%	1	12	22
Jon Spiers	61	24.02%	0	17	44
Victor Avila	12	4.72%	0	4	8
Weston Martinez	8	3.15%	0	3	5
Total Votes Cast	254	100.00%	1	87	166
Overvotes	0		0	0	0
Undervotes	59		4	11	44

### REP Commissioner of Agriculture

Vote For 1

	TOTAL	VOTE %	Absentee	Early Voting	Election Day
Sid Miller	143	54.79%	2	50	91
James White	109	41.76%	1	36	72
Carey A. Council	9	3.45%	0	4	5
Total Votes Cast	261	100.00%	3	90	168
Overvotes	0		0	0	0
Undervotes	52		2	8	42

## Precinct 0008

### REP Railroad Commissioner

Vote For 1

	TOTAL	VOTE %	Absentee	Early Voting	Election Day
Tom Slocum Jr	59	22.26%	1	23	35
Marvin "Sarge" Summers	24	9.06%	0	9	15
Sarah Stogner	32	12.08%	0	9	23
Dawayne Tipton	20	7.55%	0	6	14
Wayne Christian	130	49.06%	0	41	89
Total Votes Cast	265	100.00%	1	88	176
Overvotes	0		0	0	0
Undervotes	48		4	10	34

### REP Justice, Supreme Court, PI 3

Vote For 1

	TOTAL	VOTE %	Absentee	Early Voting	Election Day
Debra Lehrmann	226	100.00%	0	86	140
Total Votes Cast	226	100.00%	0	86	140
Overvotes	0		0	0	0
Undervotes	87		5	12	70

### REP Justice, Supreme Court, PI 5

Vote For 1

	TOTAL	VOTE %	Absentee	Early Voting	Election Day
Rebeca Huddle	228	100.00%	0	84	144
Total Votes Cast	228	100.00%	0	84	144
Overvotes	0		0	0	0
Undervotes	85		5	14	66

### REP Justice, Supreme Court, PI 9

Vote For 1

	TOTAL	VOTE %	Absentee	Early Voting	Election Day
David J. Schenck	143	60.85%	0	47	96
Evan Young	92	39.15%	0	38	54
Total Votes Cast	235	100.00%	0	85	150
Overvotes	0		0	0	0
Undervotes	78		5	13	60

### REP Judge, Ct of Crim App, PI 2

Vote For 1

	TOTAL	VOTE %	Absentee	Early Voting	Election Day
Mary Lou Keel	213	100.00%	0	81	132
Total Votes Cast	213	100.00%	0	81	132
Overvotes	0		0	0	0
Undervotes	100		5	17	78

## Precinct 0008

### REP Judge, Ct of Crim App, PI 5

Vote For 1

	TOTAL	VOTE %		Absentee	Early Voting	Election Day
Clint Morgan	130	54.85%	<div style="width: 54.85%;"><div style="width: 54.85%;"></div></div>	0	45	85
Scott Walker	107	45.15%	<div style="width: 45.15%;"><div style="width: 45.15%;"></div></div>	0	39	68
Total Votes Cast	237	100.00%	<div style="width: 100.00%;"><div style="width: 100.00%;"></div></div>	0	84	153
Overvotes	0			0	0	0
Undervotes	76			5	14	57

### REP Judge, Ct of Crim App, PI 6

Vote For 1

	TOTAL	VOTE %		Absentee	Early Voting	Election Day
Jesse F. McClure, III	220	100.00%	<div style="width: 100.00%;"><div style="width: 100.00%;"></div></div>	0	83	137
Total Votes Cast	220	100.00%	<div style="width: 100.00%;"><div style="width: 100.00%;"></div></div>	0	83	137
Overvotes	0			0	0	0
Undervotes	93			5	15	73

### REP Member, State BoE, Dist 9

Vote For 1

	TOTAL	VOTE %		Absentee	Early Voting	Election Day
Keven M. Ellis	220	100.00%	<div style="width: 100.00%;"><div style="width: 100.00%;"></div></div>	1	80	139
Total Votes Cast	220	100.00%	<div style="width: 100.00%;"><div style="width: 100.00%;"></div></div>	1	80	139
Overvotes	0			0	0	0
Undervotes	93			4	18	71

### REP State Senator, Dist 1

Vote For 1

	TOTAL	VOTE %		Absentee	Early Voting	Election Day
Bryan Hughes	253	100.00%	<div style="width: 100.00%;"><div style="width: 100.00%;"></div></div>	2	88	163
Total Votes Cast	253	100.00%	<div style="width: 100.00%;"><div style="width: 100.00%;"></div></div>	2	88	163
Overvotes	0			0	0	0
Undervotes	60			3	10	47

### REP State Rep, Dist 5

Vote For 1

	TOTAL	VOTE %		Absentee	Early Voting	Election Day
Cole Hefner	210	75.54%	<div style="width: 75.54%;"><div style="width: 75.54%;"></div></div>	2	70	138
Dewey R. Collier	68	24.46%	<div style="width: 24.46%;"><div style="width: 24.46%;"></div></div>	1	21	46
Total Votes Cast	278	100.00%	<div style="width: 100.00%;"><div style="width: 100.00%;"></div></div>	3	91	184
Overvotes	0			0	0	0
Undervotes	35			2	7	26

## Precinct 0008

### REP Justice, 12th Ct of App Dist, PI 2

Vote For 1

	TOTAL	VOTE %	Absentee	Early Voting	Election Day
Brian Hoyle	219	100.00%	0	80	139
Total Votes Cast	219	100.00%	0	80	139
Overvotes	0		0	0	0
Undervotes	94		5	18	71

### REP Dist Judge, 241st Judicial Dist

Vote For 1

	TOTAL	VOTE %	Absentee	Early Voting	Election Day
Debby Gunter	215	100.00%	0	84	131
Total Votes Cast	215	100.00%	0	84	131
Overvotes	0		0	0	0
Undervotes	98		5	14	79

### REP Dist Judge, 321st Judicial Dist

Vote For 1

	TOTAL	VOTE %	Absentee	Early Voting	Election Day
Robert Wilson	222	100.00%	0	84	138
Total Votes Cast	222	100.00%	0	84	138
Overvotes	0		0	0	0
Undervotes	91		5	14	72

### REP Criminal District Attorney

Vote For 1

	TOTAL	VOTE %	Absentee	Early Voting	Election Day
Jacob Putman	225	100.00%	0	83	142
Total Votes Cast	225	100.00%	0	83	142
Overvotes	0		0	0	0
Undervotes	88		5	15	68

### REP County Judge

Vote For 1

	TOTAL	VOTE %	Absentee	Early Voting	Election Day
Neal Franklin	221	100.00%	0	80	141
Total Votes Cast	221	100.00%	0	80	141
Overvotes	0		0	0	0
Undervotes	92		5	18	69

### REP Judge, County Court at Law No. 1

Vote For 1

	TOTAL	VOTE %	Absentee	Early Voting	Election Day
Jason Ellis	216	100.00%	0	81	135
Total Votes Cast	216	100.00%	0	81	135
Overvotes	0		0	0	0
Undervotes	97		5	17	75

## Precinct 0008

### REP Judge, County Court at Law No. 2

Vote For 1

	TOTAL	VOTE %		Absentee	Early Voting	Election Day
Taylor Heaton	211	100.00%	<div style="width: 100%; height: 10px; background-color: #ffc107;"></div>	0	78	133
Total Votes Cast	211	100.00%	<div style="width: 100%; height: 10px; background-color: #ffc107;"></div>	0	78	133
Overvotes	0			0	0	0
Undervotes	102			5	20	77

### REP Judge, County Court at Law No. 3

Vote For 1

	TOTAL	VOTE %		Absentee	Early Voting	Election Day
Sara Maynard	89	36.78%	<div style="width: 36.78%; height: 10px; background-color: #ffc107;"></div>	0	28	61
Trevor M. Rose	31	12.81%	<div style="width: 12.81%; height: 10px; background-color: #ffc107;"></div>	0	11	20
Clay White	122	50.41%	<div style="width: 50.41%; height: 10px; background-color: #ffc107;"></div>	0	43	79
Total Votes Cast	242	100.00%	<div style="width: 100%; height: 10px; background-color: #ffc107;"></div>	0	82	160
Overvotes	0			0	0	0
Undervotes	71			5	16	50

### REP District Clerk

Vote For 1

	TOTAL	VOTE %		Absentee	Early Voting	Election Day
Penny Clarkston	214	100.00%	<div style="width: 100%; height: 10px; background-color: #ffc107;"></div>	0	82	132
Total Votes Cast	214	100.00%	<div style="width: 100%; height: 10px; background-color: #ffc107;"></div>	0	82	132
Overvotes	0			0	0	0
Undervotes	99			5	16	78

### REP County Clerk

Vote For 1

	TOTAL	VOTE %		Absentee	Early Voting	Election Day
Karen Bryant Phillips	220	100.00%	<div style="width: 100%; height: 10px; background-color: #ffc107;"></div>	2	81	137
Total Votes Cast	220	100.00%	<div style="width: 100%; height: 10px; background-color: #ffc107;"></div>	2	81	137
Overvotes	0			0	0	0
Undervotes	93			3	17	73

### REP County Treasurer

Vote For 1

	TOTAL	VOTE %		Absentee	Early Voting	Election Day
Kelli R. White	183	79.91%	<div style="width: 79.91%; height: 10px; background-color: #ffc107;"></div>	1	63	119
Jamie Boersma	46	20.09%	<div style="width: 20.09%; height: 10px; background-color: #ffc107;"></div>	0	19	27
Total Votes Cast	229	100.00%	<div style="width: 100%; height: 10px; background-color: #ffc107;"></div>	1	82	146
Overvotes	0			0	0	0
Undervotes	84			4	16	64

## Precinct 0008

### REP JOP Pct 4

Vote For 1

	TOTAL	VOTE %	Absentee	Early Voting	Election Day
Ronnie Hester	45	15.96%	0	14	31
Laney Pilcher-Barnes	66	23.40%	0	17	49
Curtis Wulf	171	60.64%	3	62	106
Total Votes Cast	282	100.00%	3	93	186
Overvotes	0		0	0	0
Undervotes	31		2	5	24

### REP County Chair

Vote For 1

	TOTAL	VOTE %	Absentee	Early Voting	Election Day
David Stein	197	100.00%	0	75	122
Total Votes Cast	197	100.00%	0	75	122
Overvotes	0		0	0	0
Undervotes	116		5	23	88

### REP Proposition 1

Vote For 1

	TOTAL	VOTE %	Absentee	Early Voting	Election Day
YES	296	97.37%	5	92	199
NO	8	2.63%	0	3	5
Total Votes Cast	304	100.00%	5	95	204
Overvotes	0		0	0	0
Undervotes	9		0	3	6

### REP Proposition 2

Vote For 1

	TOTAL	VOTE %	Absentee	Early Voting	Election Day
YES	241	81.42%	3	64	174
NO	55	18.58%	2	29	24
Total Votes Cast	296	100.00%	5	93	198
Overvotes	0		0	0	0
Undervotes	17		0	5	12

### REP Proposition 3

Vote For 1

	TOTAL	VOTE %	Absentee	Early Voting	Election Day
YES	287	93.18%	4	85	198
NO	21	6.82%	1	11	9
Total Votes Cast	308	100.00%	5	96	207
Overvotes	0		0	0	0
Undervotes	5		0	2	3

## Precinct 0008

### REP Proposition 4

Vote For 1

	TOTAL	VOTE %	Absentee	Early Voting	Election Day
YES	295	95.78%	5	93	197
NO	13	4.22%	0	3	10
Total Votes Cast	308	100.00%	5	96	207
Overvotes	0		0	0	0
Undervotes	5		0	2	3

### REP Proposition 5

Vote For 1

	TOTAL	VOTE %	Absentee	Early Voting	Election Day
YES	283	93.09%	5	89	189
NO	21	6.91%	0	6	15
Total Votes Cast	304	100.00%	5	95	204
Overvotes	0		0	0	0
Undervotes	9		0	3	6

### REP Proposition 6

Vote For 1

	TOTAL	VOTE %	Absentee	Early Voting	Election Day
YES	271	89.44%	5	82	184
NO	32	10.56%	0	12	20
Total Votes Cast	303	100.00%	5	94	204
Overvotes	0		0	0	0
Undervotes	10		0	4	6

### REP Proposition 7

Vote For 1

	TOTAL	VOTE %	Absentee	Early Voting	Election Day
YES	306	99.35%	5	96	205
NO	2	0.65%	0	0	2
Total Votes Cast	308	100.00%	5	96	207
Overvotes	0		0	0	0
Undervotes	5		0	2	3

### REP Proposition 8




Vote For 1

	TOTAL	VOTE %	Absentee	Early Voting	Election Day
YES	299	97.39%	5	93	201
NO	8	2.61%	0	2	6
Total Votes Cast	307	100.00%	5	95	207
Overvotes	0		0	0	0
Undervotes	6		0	3	3

### Precinct 0008




#### REP Proposition 9

Vote For 1

	TOTAL	VOTE %		Absentee	Early Voting	Election Day
YES	276	90.49%		5	87	184
NO	29	9.51%		0	8	21
Total Votes Cast	305	100.00%		5	95	205
Overvotes	0			0	0	0
Undervotes	8			0	3	5

#### REP Proposition 10

Vote For 1

	TOTAL	VOTE %		Absentee	Early Voting	Election Day
YES	301	99.01%		5	95	201
NO	3	0.99%		0	1	2
Total Votes Cast	304	100.00%		5	96	203
Overvotes	0			0	0	0
Undervotes	9			0	2	7



### Precinct 0009

Statistics	TOTAL	Absentee	Early Voting	Election Day
Registered Voters - Total	311			
Ballots Cast - Total	40	5	19	16
Ballots Cast - Republican Party	14	0	4	10
Ballots Cast - Democratic Party	26	5	15	6
Ballots Cast - Blank	0	0	0	0
Voter Turnout - Total	12.86%			

#### REP US Rep, District 1

Vote For 1

	TOTAL	VOTE %	Absentee	Early Voting	Election Day
Aditya "A.D." Atholi	1	7.69%	0	0	1
John Porro	2	15.38%	0	0	2
Nathaniel Moran	6	46.15%	0	3	3
Joe McDaniel	4	30.77%	0	1	3
Total Votes Cast	13	100.00%	0	4	9
Overvotes	0		0	0	0
Undervotes	1		0	0	1

#### REP Governor

Vote For 1

	TOTAL	VOTE %	Absentee	Early Voting	Election Day
Danny Harrison	0	0.00%	0	0	0
Chad Prather	0	0.00%	0	0	0
Paul Belew	0	0.00%	0	0	0
Rick Perry	2	14.29%	0	0	2
Don Huffines	1	7.14%	0	0	1
Allen B. West	2	14.29%	0	1	1
Greg Abbott	8	57.14%	0	2	6
Kandy Kaye Horn	1	7.14%	0	1	0
Total Votes Cast	14	100.00%	0	4	10
Overvotes	0		0	0	0
Undervotes	0		0	0	0

#### REP Lieutenant Governor

Vote For 1

	TOTAL	VOTE %	Absentee	Early Voting	Election Day
Daniel Miller	3	23.08%	0	1	2
Dan Patrick	1	7.69%	0	0	1
Todd M. Bullis	1	7.69%	0	1	0
Trayce Bradford	1	7.69%	0	0	1
Aaron Sorrells	6	46.15%	0	2	4
Zach Vance	1	7.69%	0	0	1
Total Votes Cast	13	100.00%	0	4	9
Overvotes	0		0	0	0
Undervotes	1		0	0	1

### Precinct 0009

#### REP Attorney General

Vote For 1

	TOTAL	VOTE %	Absentee	Early Voting	Election Day
George P. Bush	4	28.57%	0	1	3
Louie Gohmert	8	57.14%	0	2	6
Ken Paxton	1	7.14%	0	1	0
Eva Guzman	1	7.14%	0	0	1
Total Votes Cast	14	100.00%	0	4	10
Overvotes	0		0	0	0
Undervotes	0		0	0	0

#### REP Comptroller of Public Accounts

Vote For 1

	TOTAL	VOTE %	Absentee	Early Voting	Election Day
Mark V. Goloby	6	50.00%	0	3	3
Glenn Hegar	6	50.00%	0	1	5
Total Votes Cast	12	100.00%	0	4	8
Overvotes	0		0	0	0
Undervotes	2		0	0	2

#### REP Comm General Land Office

Vote For 1

	TOTAL	VOTE %	Absentee	Early Voting	Election Day
Dawn Buckingham	0	0.00%	0	0	0
Don W. Minton	1	9.09%	0	1	0
Ben Armenta	2	18.18%	0	0	2
Rufus Lopez	0	0.00%	0	0	0
Tim Westley	3	27.27%	0	1	2
Jon Spiers	2	18.18%	0	0	2
Victor Avila	3	27.27%	0	0	3
Weston Martinez	0	0.00%	0	0	0
Total Votes Cast	11	100.00%	0	2	9
Overvotes	0		0	0	0
Undervotes	3		0	2	1

#### REP Commissioner of Agriculture

Vote For 1

	TOTAL	VOTE %	Absentee	Early Voting	Election Day
Sid Miller	2	18.18%	0	1	1
James White	8	72.73%	0	1	7
Carey A. Council	1	9.09%	0	1	0
Total Votes Cast	11	100.00%	0	3	8
Overvotes	0		0	0	0
Undervotes	3		0	1	2

## Precinct 0009

### REP Railroad Commissioner

Vote For 1

	TOTAL	VOTE %	Absentee	Early Voting	Election Day
Tom Slocum Jr	1	9.09%	0	1	0
Marvin "Sarge" Summers	1	9.09%	0	0	1
Sarah Stogner	1	9.09%	0	1	0
Dawayne Tipton	1	9.09%	0	0	1
Wayne Christian	7	63.64%	0	0	7
Total Votes Cast	11	100.00%	0	2	9
Overvotes	0		0	0	0
Undervotes	3		0	2	1

### REP Justice, Supreme Court, PI 3

Vote For 1

	TOTAL	VOTE %	Absentee	Early Voting	Election Day
Debra Lehrmann	10	100.00%	0	2	8
Total Votes Cast	10	100.00%	0	2	8
Overvotes	0		0	0	0
Undervotes	4		0	2	2

### REP Justice, Supreme Court, PI 5

Vote For 1

	TOTAL	VOTE %	Absentee	Early Voting	Election Day
Rebeca Huddle	10	100.00%	0	2	8
Total Votes Cast	10	100.00%	0	2	8
Overvotes	0		0	0	0
Undervotes	4		0	2	2

### REP Justice, Supreme Court, PI 9

Vote For 1

	TOTAL	VOTE %	Absentee	Early Voting	Election Day
David J. Schenck	7	63.64%	0	2	5
Evan Young	4	36.36%	0	0	4
Total Votes Cast	11	100.00%	0	2	9
Overvotes	0		0	0	0
Undervotes	3		0	2	1

### REP Judge, Ct of Crim App, PI 2

Vote For 1

	TOTAL	VOTE %	Absentee	Early Voting	Election Day
Mary Lou Keel	10	100.00%	0	2	8
Total Votes Cast	10	100.00%	0	2	8
Overvotes	0		0	0	0
Undervotes	4		0	2	2

### Precinct 0009

#### REP Judge, Ct of Crim App, PI 5

Vote For 1

	TOTAL	VOTE %	Absentee	Early Voting	Election Day
Clint Morgan	9	81.82%	0	2	7
Scott Walker	2	18.18%	0	0	2
Total Votes Cast	11	100.00%	0	2	9
Overvotes	0		0	0	0
Undervotes	3		0	2	1

#### REP Judge, Ct of Crim App, PI 6

Vote For 1

	TOTAL	VOTE %	Absentee	Early Voting	Election Day
Jesse F. McClure, III	9	100.00%	0	1	8
Total Votes Cast	9	100.00%	0	1	8
Overvotes	0		0	0	0
Undervotes	5		0	3	2

#### REP Member, State BoE, Dist 9

Vote For 1

	TOTAL	VOTE %	Absentee	Early Voting	Election Day
Keven M. Ellis	10	100.00%	0	2	8
Total Votes Cast	10	100.00%	0	2	8
Overvotes	0		0	0	0
Undervotes	4		0	2	2

#### REP State Senator, Dist 1

Vote For 1

	TOTAL	VOTE %	Absentee	Early Voting	Election Day
Bryan Hughes	10	100.00%	0	2	8
Total Votes Cast	10	100.00%	0	2	8
Overvotes	0		0	0	0
Undervotes	4		0	2	2

#### REP State Rep, Dist 6

Vote For 1

	TOTAL	VOTE %	Absentee	Early Voting	Election Day
Matt Schaefer	9	75.00%	0	3	6
Charles Turner	3	25.00%	0	1	2
Total Votes Cast	12	100.00%	0	4	8
Overvotes	0		0	0	0
Undervotes	2		0	0	2

## Precinct 0009

### REP Justice, 12th Ct of App Dist, PI 2

Vote For 1

	TOTAL	VOTE %	Absentee	Early Voting	Election Day
Brian Hoyle	9	100.00%	0	1	8
Total Votes Cast	9	100.00%	0	1	8
Overvotes	0		0	0	0
Undervotes	5		0	3	2

### REP Dist Judge, 241st Judicial Dist

Vote For 1

	TOTAL	VOTE %	Absentee	Early Voting	Election Day
Debby Gunter	7	100.00%	0	1	6
Total Votes Cast	7	100.00%	0	1	6
Overvotes	0		0	0	0
Undervotes	7		0	3	4

### REP Dist Judge, 321st Judicial Dist

Vote For 1

	TOTAL	VOTE %	Absentee	Early Voting	Election Day
Robert Wilson	7	100.00%	0	1	6
Total Votes Cast	7	100.00%	0	1	6
Overvotes	0		0	0	0
Undervotes	7		0	3	4

### REP Criminal District Attorney

Vote For 1

	TOTAL	VOTE %	Absentee	Early Voting	Election Day
Jacob Putman	7	100.00%	0	1	6
Total Votes Cast	7	100.00%	0	1	6
Overvotes	0		0	0	0
Undervotes	7		0	3	4

### REP County Judge

Vote For 1

	TOTAL	VOTE %	Absentee	Early Voting	Election Day
Neal Franklin	7	100.00%	0	1	6
Total Votes Cast	7	100.00%	0	1	6
Overvotes	0		0	0	0
Undervotes	7		0	3	4

### REP Judge, County Court at Law No. 1

Vote For 1

	TOTAL	VOTE %	Absentee	Early Voting	Election Day
Jason Ellis	6	100.00%	0	0	6
Total Votes Cast	6	100.00%	0	0	6
Overvotes	0		0	0	0
Undervotes	8		0	4	4

## Precinct 0009

### REP Judge, County Court at Law No. 2

Vote For 1

	TOTAL	VOTE %	Absentee	Early Voting	Election Day
Taylor Heaton	9	100.00%	0	2	7
Total Votes Cast	9	100.00%	0	2	7
Overvotes	0		0	0	0
Undervotes	5		0	2	3

### REP Judge, County Court at Law No. 3

Vote For 1

	TOTAL	VOTE %	Absentee	Early Voting	Election Day
Sara Maynard	3	27.27%	0	0	3
Trevor M. Rose	0	0.00%	0	0	0
Clay White	8	72.73%	0	3	5
Total Votes Cast	11	100.00%	0	3	8
Overvotes	0		0	0	0
Undervotes	3		0	1	2

### REP District Clerk

Vote For 1

	TOTAL	VOTE %	Absentee	Early Voting	Election Day
Penny Clarkston	7	100.00%	0	0	7
Total Votes Cast	7	100.00%	0	0	7
Overvotes	0		0	0	0
Undervotes	7		0	4	3

### REP County Clerk

Vote For 1

	TOTAL	VOTE %	Absentee	Early Voting	Election Day
Karen Bryant Phillips	8	100.00%	0	1	7
Total Votes Cast	8	100.00%	0	1	7
Overvotes	0		0	0	0
Undervotes	6		0	3	3

### REP County Treasurer

Vote For 1

	TOTAL	VOTE %	Absentee	Early Voting	Election Day
Kelli R. White	6	66.67%	0	1	5
Jamie Boersma	3	33.33%	0	1	2
Total Votes Cast	9	100.00%	0	2	7
Overvotes	0		0	0	0
Undervotes	5		0	2	3

### Precinct 0009

#### REP County Chair

Vote For 1

	TOTAL	VOTE %	Absentee	Early Voting	Election Day
David Stein	7	100.00%	0	1	6
Total Votes Cast	7	100.00%	0	1	6
Overvotes	0		0	0	0
Undervotes	7		0	3	4

#### REP Proposition 1

Vote For 1

	TOTAL	VOTE %	Absentee	Early Voting	Election Day
YES	11	84.62%	0	3	8
NO	2	15.38%	0	0	2
Total Votes Cast	13	100.00%	0	3	10
Overvotes	0		0	0	0
Undervotes	1		0	1	0

#### REP Proposition 2

Vote For 1

	TOTAL	VOTE %	Absentee	Early Voting	Election Day
YES	11	91.67%	0	2	9
NO	1	8.33%	0	0	1
Total Votes Cast	12	100.00%	0	2	10
Overvotes	0		0	0	0
Undervotes	2		0	2	0

#### REP Proposition 3

Vote For 1

	TOTAL	VOTE %	Absentee	Early Voting	Election Day
YES	12	92.31%	0	2	10
NO	1	7.69%	0	1	0
Total Votes Cast	13	100.00%	0	3	10
Overvotes	0		0	0	0
Undervotes	1		0	1	0

#### REP Proposition 4

Vote For 1

	TOTAL	VOTE %	Absentee	Early Voting	Election Day
YES	11	84.62%	0	3	8
NO	2	15.38%	0	0	2
Total Votes Cast	13	100.00%	0	3	10
Overvotes	0		0	0	0
Undervotes	1		0	1	0

### Precinct 0009

#### REP Proposition 5

Vote For 1

	TOTAL	VOTE %		Absentee	Early Voting	Election Day
YES	13	100.00%	<div style="width: 100%; height: 10px; background-color: #ffc107;"></div>	0	3	10
NO	0	0.00%	<div style="width: 0%; height: 10px; background-color: #6c757d;"></div>	0	0	0
Total Votes Cast	13	100.00%	<div style="width: 100%; height: 10px; background-color: #ffc107;"></div>	0	3	10
Overvotes	0			0	0	0
Undervotes	1			0	1	0

#### REP Proposition 6

Vote For 1

	TOTAL	VOTE %		Absentee	Early Voting	Election Day
YES	9	69.23%	<div style="width: 69.23%; height: 10px; background-color: #ffc107;"></div>	0	2	7
NO	4	30.77%	<div style="width: 30.77%; height: 10px; background-color: #6c757d;"></div>	0	1	3
Total Votes Cast	13	100.00%	<div style="width: 100%; height: 10px; background-color: #ffc107;"></div>	0	3	10
Overvotes	0			0	0	0
Undervotes	1			0	1	0

#### REP Proposition 7

Vote For 1

	TOTAL	VOTE %		Absentee	Early Voting	Election Day
YES	13	100.00%	<div style="width: 100%; height: 10px; background-color: #ffc107;"></div>	0	3	10
NO	0	0.00%	<div style="width: 0%; height: 10px; background-color: #6c757d;"></div>	0	0	0
Total Votes Cast	13	100.00%	<div style="width: 100%; height: 10px; background-color: #ffc107;"></div>	0	3	10
Overvotes	0			0	0	0
Undervotes	1			0	1	0

#### REP Proposition 8

Vote For 1

	TOTAL	VOTE %		Absentee	Early Voting	Election Day
YES	13	100.00%	<div style="width: 100%; height: 10px; background-color: #ffc107;"></div>	0	3	10
NO	0	0.00%	<div style="width: 0%; height: 10px; background-color: #6c757d;"></div>	0	0	0
Total Votes Cast	13	100.00%	<div style="width: 100%; height: 10px; background-color: #ffc107;"></div>	0	3	10
Overvotes	0			0	0	0
Undervotes	1			0	1	0

#### REP Proposition 9

Vote For 1

	TOTAL	VOTE %		Absentee	Early Voting	Election Day
YES	13	100.00%	<div style="width: 100%; height: 10px; background-color: #ffc107;"></div>	0	3	10
NO	0	0.00%	<div style="width: 0%; height: 10px; background-color: #6c757d;"></div>	0	0	0
Total Votes Cast	13	100.00%	<div style="width: 100%; height: 10px; background-color: #ffc107;"></div>	0	3	10
Overvotes	0			0	0	0
Undervotes	1			0	1	0






### Precinct 0009

---

**REP Proposition 10**

Vote For 1

	TOTAL	VOTE %		Absentee	Early Voting	Election Day
YES	13	100.00%		0	3	10
NO	0	0.00%		0	0	0
Total Votes Cast	13	100.00%		0	3	10
Overvotes	0			0	0	0
Undervotes	1			0	1	0

### Precinct 0010

Statistics	TOTAL	Absentee	Early Voting	Election Day
Registered Voters - Total	2,992			
Ballots Cast - Total	630	57	251	322
Ballots Cast - Republican Party	315	12	123	180
Ballots Cast - Democratic Party	315	45	128	142
Ballots Cast - Blank	1	0	0	1
Voter Turnout - Total	21.06%			

#### REP US Rep, District 1

Vote For 1

	TOTAL	VOTE %	Absentee	Early Voting	Election Day
Aditya "A.D." Atholi	17	5.82%	0	2	15
John Porro	21	7.19%	0	11	10
Nathaniel Moran	204	69.86%	10	80	114
Joe McDaniel	50	17.12%	2	23	25
Total Votes Cast	292	100.00%	12	116	164
Overvotes	0		0	0	0
Undervotes	23		0	7	16

#### REP Governor

Vote For 1

	TOTAL	VOTE %	Absentee	Early Voting	Election Day
Danny Harrison	1	0.32%	0	0	1
Chad Prather	30	9.55%	0	12	18
Paul Belew	0	0.00%	0	0	0
Rick Perry	6	1.91%	0	1	5
Don Huffines	24	7.64%	3	12	9
Allen B. West	41	13.06%	1	10	30
Greg Abbott	210	66.88%	8	88	114
Kandy Kaye Horn	2	0.64%	0	0	2
Total Votes Cast	314	100.00%	12	123	179
Overvotes	0		0	0	0
Undervotes	1		0	0	1

#### REP Lieutenant Governor

Vote For 1

	TOTAL	VOTE %	Absentee	Early Voting	Election Day
Daniel Miller	50	17.12%	2	17	31
Dan Patrick	199	68.15%	8	87	104
Todd M. Bullis	4	1.37%	0	1	3
Trayce Bradford	23	7.88%	2	8	13
Aaron Sorrells	9	3.08%	0	4	5
Zach Vance	7	2.40%	0	1	6
Total Votes Cast	292	100.00%	12	118	162
Overvotes	0		0	0	0
Undervotes	23		0	5	18

## Precinct 0010

### REP Attorney General

Vote For 1

	TOTAL	VOTE %	Absentee	Early Voting	Election Day
George P. Bush	39	12.66%	1	10	28
Louie Gohmert	187	60.71%	9	74	104
Ken Paxton	68	22.08%	2	34	32
Eva Guzman	14	4.55%	0	4	10
Total Votes Cast	308	100.00%	12	122	174
Overvotes	0		0	0	0
Undervotes	7		0	1	6

### REP Comptroller of Public Accounts

Vote For 1

	TOTAL	VOTE %	Absentee	Early Voting	Election Day
Mark V. Goloby	80	30.77%	4	23	53
Glenn Hegar	180	69.23%	8	81	91
Total Votes Cast	260	100.00%	12	104	144
Overvotes	0		0	0	0
Undervotes	55		0	19	36

### REP Comm General Land Office

Vote For 1

	TOTAL	VOTE %	Absentee	Early Voting	Election Day
Dawn Buckingham	62	24.41%	4	34	24
Don W. Minton	48	18.90%	2	17	29
Ben Armenta	10	3.94%	0	3	7
Rufus Lopez	8	3.15%	0	5	3
Tim Westley	35	13.78%	0	15	20
Jon Spiers	61	24.02%	4	19	38
Victor Avila	18	7.09%	2	5	11
Weston Martinez	12	4.72%	0	4	8
Total Votes Cast	254	100.00%	12	102	140
Overvotes	0		0	0	0
Undervotes	61		0	21	40

### REP Commissioner of Agriculture

Vote For 1

	TOTAL	VOTE %	Absentee	Early Voting	Election Day
Sid Miller	163	61.28%	6	79	78
James White	86	32.33%	4	26	56
Carey A. Council	17	6.39%	2	4	11
Total Votes Cast	266	100.00%	12	109	145
Overvotes	0		0	0	0
Undervotes	49		0	14	35

## Precinct 0010

### REP Railroad Commissioner

Vote For 1

	TOTAL	VOTE %	Absentee	Early Voting	Election Day
Tom Slocum Jr	44	16.79%	0	12	32
Marvin "Sarge" Summers	22	8.40%	2	7	13
Sarah Stogner	44	16.79%	0	22	22
Dawayne Tipton	19	7.25%	2	6	11
Wayne Christian	133	50.76%	8	57	68
Total Votes Cast	262	100.00%	12	104	146
Overvotes	0		0	0	0
Undervotes	53		0	19	34

### REP Justice, Supreme Court, PI 3

Vote For 1

	TOTAL	VOTE %	Absentee	Early Voting	Election Day
Debra Lehrmann	223	100.00%	10	87	126
Total Votes Cast	223	100.00%	10	87	126
Overvotes	0		0	0	0
Undervotes	92		2	36	54

### REP Justice, Supreme Court, PI 5

Vote For 1

	TOTAL	VOTE %	Absentee	Early Voting	Election Day
Rebeca Huddle	223	100.00%	10	90	123
Total Votes Cast	223	100.00%	10	90	123
Overvotes	0		0	0	0
Undervotes	92		2	33	57

### REP Justice, Supreme Court, PI 9

Vote For 1

	TOTAL	VOTE %	Absentee	Early Voting	Election Day
David J. Schenck	158	65.83%	7	63	88
Evan Young	82	34.17%	5	35	42
Total Votes Cast	240	100.00%	12	98	130
Overvotes	0		0	0	0
Undervotes	75		0	25	50

### REP Judge, Ct of Crim App, PI 2

Vote For 1

	TOTAL	VOTE %	Absentee	Early Voting	Election Day
Mary Lou Keel	212	100.00%	10	86	116
Total Votes Cast	212	100.00%	10	86	116
Overvotes	0		0	0	0
Undervotes	103		2	37	64

## Precinct 0010

### REP Judge, Ct of Crim App, PI 5

Vote For 1

	TOTAL	VOTE %		Absentee	Early Voting	Election Day
Clint Morgan	121	49.39%	<div style="width: 49.39%;"><div style="width: 49.39%;"></div></div>	3	52	66
Scott Walker	124	50.61%	<div style="width: 50.61%;"><div style="width: 50.61%;"></div></div>	9	46	69
Total Votes Cast	245	100.00%	<div style="width: 100.00%;"><div style="width: 100.00%;"></div></div>	12	98	135
Overvotes	0			0	0	0
Undervotes	70			0	25	45

### REP Judge, Ct of Crim App, PI 6

Vote For 1

	TOTAL	VOTE %		Absentee	Early Voting	Election Day
Jesse F. McClure, III	218	100.00%	<div style="width: 100.00%;"><div style="width: 100.00%;"></div></div>	10	88	120
Total Votes Cast	218	100.00%	<div style="width: 100.00%;"><div style="width: 100.00%;"></div></div>	10	88	120
Overvotes	0			0	0	0
Undervotes	97			2	35	60

### REP Member, State BoE, Dist 9

Vote For 1

	TOTAL	VOTE %		Absentee	Early Voting	Election Day
Keven M. Ellis	217	100.00%	<div style="width: 100.00%;"><div style="width: 100.00%;"></div></div>	10	91	116
Total Votes Cast	217	100.00%	<div style="width: 100.00%;"><div style="width: 100.00%;"></div></div>	10	91	116
Overvotes	0			0	0	0
Undervotes	98			2	32	64

### REP State Senator, Dist 1

Vote For 1

	TOTAL	VOTE %		Absentee	Early Voting	Election Day
Bryan Hughes	235	100.00%	<div style="width: 100.00%;"><div style="width: 100.00%;"></div></div>	10	94	131
Total Votes Cast	235	100.00%	<div style="width: 100.00%;"><div style="width: 100.00%;"></div></div>	10	94	131
Overvotes	0			0	0	0
Undervotes	80			2	29	49

### REP State Rep, Dist 5

Vote For 1

	TOTAL	VOTE %		Absentee	Early Voting	Election Day
Cole Hefner	194	71.85%	<div style="width: 71.85%;"><div style="width: 71.85%;"></div></div>	10	79	105
Dewey R. Collier	76	28.15%	<div style="width: 28.15%;"><div style="width: 28.15%;"></div></div>	2	30	44
Total Votes Cast	270	100.00%	<div style="width: 100.00%;"><div style="width: 100.00%;"></div></div>	12	109	149
Overvotes	0			0	0	0
Undervotes	45			0	14	31

## Precinct 0010

### REP Justice, 12th Ct of App Dist, PI 2

Vote For 1

	TOTAL	VOTE %	Absentee	Early Voting	Election Day
Brian Hoyle	220	100.00%	10	90	120
Total Votes Cast	220	100.00%	10	90	120
Overvotes	0		0	0	0
Undervotes	95		2	33	60

### REP Dist Judge, 241st Judicial Dist

Vote For 1

	TOTAL	VOTE %	Absentee	Early Voting	Election Day
Debby Gunter	218	100.00%	10	89	119
Total Votes Cast	218	100.00%	10	89	119
Overvotes	0		0	0	0
Undervotes	97		2	34	61

### REP Dist Judge, 321st Judicial Dist

Vote For 1

	TOTAL	VOTE %	Absentee	Early Voting	Election Day
Robert Wilson	219	100.00%	10	88	121
Total Votes Cast	219	100.00%	10	88	121
Overvotes	0		0	0	0
Undervotes	96		2	35	59

### REP Criminal District Attorney

Vote For 1

	TOTAL	VOTE %	Absentee	Early Voting	Election Day
Jacob Putman	223	100.00%	10	91	122
Total Votes Cast	223	100.00%	10	91	122
Overvotes	0		0	0	0
Undervotes	92		2	32	58

### REP County Judge

Vote For 1

	TOTAL	VOTE %	Absentee	Early Voting	Election Day
Neal Franklin	215	100.00%	10	91	114
Total Votes Cast	215	100.00%	10	91	114
Overvotes	0		0	0	0
Undervotes	100		2	32	66

### REP Judge, County Court at Law No. 1

Vote For 1

	TOTAL	VOTE %	Absentee	Early Voting	Election Day
Jason Ellis	218	100.00%	10	90	118
Total Votes Cast	218	100.00%	10	90	118
Overvotes	0		0	0	0
Undervotes	97		2	33	62

## Precinct 0010

### REP Judge, County Court at Law No. 2

Vote For 1

	TOTAL	VOTE %	Absentee	Early Voting	Election Day
Taylor Heaton	217	100.00%	10	89	118
Total Votes Cast	217	100.00%	10	89	118
Overvotes	0		0	0	0
Undervotes	98		2	34	62

### REP Judge, County Court at Law No. 3

Vote For 1

	TOTAL	VOTE %	Absentee	Early Voting	Election Day
Sara Maynard	102	40.00%	6	44	52
Trevor M. Rose	27	10.59%	1	7	19
Clay White	126	49.41%	5	54	67
Total Votes Cast	255	100.00%	12	105	138
Overvotes	0		0	0	0
Undervotes	60		0	18	42

### REP District Clerk

Vote For 1

	TOTAL	VOTE %	Absentee	Early Voting	Election Day
Penny Clarkston	220	100.00%	10	89	121
Total Votes Cast	220	100.00%	10	89	121
Overvotes	0		0	0	0
Undervotes	95		2	34	59

### REP County Clerk

Vote For 1

	TOTAL	VOTE %	Absentee	Early Voting	Election Day
Karen Bryant Phillips	218	100.00%	10	91	117
Total Votes Cast	218	100.00%	10	91	117
Overvotes	0		0	0	0
Undervotes	97		2	32	63

### REP County Treasurer

Vote For 1

	TOTAL	VOTE %	Absentee	Early Voting	Election Day
Kelli R. White	189	81.82%	10	80	99
Jamie Boersma	42	18.18%	2	14	26
Total Votes Cast	231	100.00%	12	94	125
Overvotes	0		0	0	0
Undervotes	84		0	29	55

## Precinct 0010

### REP JOP Pct 4

Vote For 1

	TOTAL	VOTE %		Absentee	Early Voting	Election Day
Ronnie Hester	61	23.28%	<div style="width: 23.28%; background-color: #ffc107;"></div>	1	29	31
Laney Pilcher-Barnes	44	16.79%	<div style="width: 16.79%; background-color: #ffc107;"></div>	2	14	28
Curtis Wulf	157	59.92%	<div style="width: 59.92%; background-color: #ffc107;"></div>	9	63	85
Total Votes Cast	262	100.00%	<div style="width: 100.00%; background-color: #ffc107;"></div>	12	106	144
Overvotes	0			0	0	0
Undervotes	53			0	17	36

### REP County Chair

Vote For 1

	TOTAL	VOTE %		Absentee	Early Voting	Election Day
David Stein	210	100.00%	<div style="width: 100.00%; background-color: #ffc107;"></div>	10	87	113
Total Votes Cast	210	100.00%	<div style="width: 100.00%; background-color: #ffc107;"></div>	10	87	113
Overvotes	0			0	0	0
Undervotes	105			2	36	67

### REP Proposition 1

Vote For 1

	TOTAL	VOTE %		Absentee	Early Voting	Election Day
YES	292	96.69%	<div style="width: 96.69%; background-color: #ffc107;"></div>	12	117	163
NO	10	3.31%	<div style="width: 3.31%; background-color: #ffc107;"></div>	0	3	7
Total Votes Cast	302	100.00%	<div style="width: 100.00%; background-color: #ffc107;"></div>	12	120	170
Overvotes	0			0	0	0
Undervotes	13			0	3	10

### REP Proposition 2

Vote For 1

	TOTAL	VOTE %		Absentee	Early Voting	Election Day
YES	243	81.54%	<div style="width: 81.54%; background-color: #ffc107;"></div>	12	92	139
NO	55	18.46%	<div style="width: 18.46%; background-color: #ffc107;"></div>	0	24	31
Total Votes Cast	298	100.00%	<div style="width: 100.00%; background-color: #ffc107;"></div>	12	116	170
Overvotes	0			0	0	0
Undervotes	17			0	7	10

### REP Proposition 3

Vote For 1

	TOTAL	VOTE %		Absentee	Early Voting	Election Day
YES	293	93.61%	<div style="width: 93.61%; background-color: #ffc107;"></div>	9	117	167
NO	20	6.39%	<div style="width: 6.39%; background-color: #ffc107;"></div>	3	6	11
Total Votes Cast	313	100.00%	<div style="width: 100.00%; background-color: #ffc107;"></div>	12	123	178
Overvotes	0			0	0	0
Undervotes	2			0	0	2



## Precinct 0010

### REP Proposition 4

Vote For 1

	TOTAL	VOTE %		Absentee	Early Voting	Election Day
YES	299	96.14%	<div style="width: 96.14%;"><div style="width: 96.14%;"></div></div>	12	120	167
NO	12	3.86%	<div style="width: 3.86%;"><div style="width: 3.86%;"></div></div>	0	3	9
Total Votes Cast	311	100.00%	<div style="width: 100.00%;"><div style="width: 100.00%;"></div></div>	12	123	176
Overvotes	0			0	0	0
Undervotes	4			0	0	4

### REP Proposition 5

Vote For 1

	TOTAL	VOTE %		Absentee	Early Voting	Election Day
YES	275	89.00%	<div style="width: 89.00%;"><div style="width: 89.00%;"></div></div>	12	113	150
NO	34	11.00%	<div style="width: 11.00%;"><div style="width: 11.00%;"></div></div>	0	9	25
Total Votes Cast	309	100.00%	<div style="width: 100.00%;"><div style="width: 100.00%;"></div></div>	12	122	175
Overvotes	0			0	0	0
Undervotes	6			0	1	5

### REP Proposition 6

Vote For 1

	TOTAL	VOTE %		Absentee	Early Voting	Election Day
YES	266	87.79%	<div style="width: 87.79%;"><div style="width: 87.79%;"></div></div>	12	105	149
NO	37	12.21%	<div style="width: 12.21%;"><div style="width: 12.21%;"></div></div>	0	14	23
Total Votes Cast	303	100.00%	<div style="width: 100.00%;"><div style="width: 100.00%;"></div></div>	12	119	172
Overvotes	0			0	0	0
Undervotes	12			0	4	8

### REP Proposition 7

Vote For 1

	TOTAL	VOTE %		Absentee	Early Voting	Election Day
YES	305	97.76%	<div style="width: 97.76%;"><div style="width: 97.76%;"></div></div>	12	122	171
NO	7	2.24%	<div style="width: 2.24%;"><div style="width: 2.24%;"></div></div>	0	1	6
Total Votes Cast	312	100.00%	<div style="width: 100.00%;"><div style="width: 100.00%;"></div></div>	12	123	177
Overvotes	0			0	0	0
Undervotes	3			0	0	3

### REP Proposition 8




Vote For 1

	TOTAL	VOTE %		Absentee	Early Voting	Election Day
YES	298	95.51%	<div style="width: 95.51%;"><div style="width: 95.51%;"></div></div>	12	119	167
NO	14	4.49%	<div style="width: 4.49%;"><div style="width: 4.49%;"></div></div>	0	4	10
Total Votes Cast	312	100.00%	<div style="width: 100.00%;"><div style="width: 100.00%;"></div></div>	12	123	177
Overvotes	0			0	0	0
Undervotes	3			0	0	3

## Precinct 0010




### REP Proposition 9

Vote For 1

	TOTAL	VOTE %		Absentee	Early Voting	Election Day
YES	288	91.43%		12	113	163
NO	27	8.57%		0	10	17
Total Votes Cast	315	100.00%		12	123	180
Overvotes	0			0	0	0
Undervotes	0			0	0	0

### REP Proposition 10

Vote For 1

	TOTAL	VOTE %		Absentee	Early Voting	Election Day
YES	305	97.76%		12	122	171
NO	7	2.24%		0	0	7
Total Votes Cast	312	100.00%		12	122	178
Overvotes	0			0	0	0
Undervotes	3			0	1	2

## Precinct 0011

Statistics	TOTAL	Absentee	Early Voting	Election Day
Registered Voters - Total	2,058			
Ballots Cast - Total	237	28	124	85
Ballots Cast - Republican Party	60	1	34	25
Ballots Cast - Democratic Party	177	27	90	60
Ballots Cast - Blank	3	0	2	1
Voter Turnout - Total	11.52%			

### REP US Rep, District 1

Vote For 1

	TOTAL	VOTE %	Absentee	Early Voting	Election Day
Aditya "A.D." Atholi	4	7.14%	0	2	2
John Porro	2	3.57%	0	2	0
Nathaniel Moran	39	69.64%	1	20	18
Joe McDaniel	11	19.64%	0	6	5
Total Votes Cast	56	100.00%	1	30	25
Overvotes	0		0	0	0
Undervotes	4		0	4	0

### REP Governor

Vote For 1

	TOTAL	VOTE %	Absentee	Early Voting	Election Day
Danny Harrison	1	1.75%	0	1	0
Chad Prather	1	1.75%	0	0	1
Paul Belew	2	3.51%	0	0	2
Rick Perry	0	0.00%	0	0	0
Don Huffines	7	12.28%	0	5	2
Allen B. West	11	19.30%	0	7	4
Greg Abbott	35	61.40%	1	20	14
Kandy Kaye Horn	0	0.00%	0	0	0
Total Votes Cast	57	100.00%	1	33	23
Overvotes	0		0	0	0
Undervotes	3		0	1	2

### REP Lieutenant Governor

Vote For 1

	TOTAL	VOTE %	Absentee	Early Voting	Election Day
Daniel Miller	5	9.62%	0	2	3
Dan Patrick	39	75.00%	1	25	13
Todd M. Bullis	1	1.92%	0	0	1
Trayce Bradford	2	3.85%	0	1	1
Aaron Sorrells	3	5.77%	0	2	1
Zach Vance	2	3.85%	0	0	2
Total Votes Cast	52	100.00%	1	30	21
Overvotes	0		0	0	0
Undervotes	8		0	4	4

## Precinct 0011

### REP Attorney General

Vote For 1

	TOTAL	VOTE %	Absentee	Early Voting	Election Day
George P. Bush	4	7.02%	0	4	0
Louie Gohmert	33	57.89%	1	17	15
Ken Paxton	11	19.30%	0	8	3
Eva Guzman	9	15.79%	0	4	5
Total Votes Cast	57	100.00%	1	33	23
Overvotes	0		0	0	0
Undervotes	3		0	1	2

### REP Comptroller of Public Accounts

Vote For 1

	TOTAL	VOTE %	Absentee	Early Voting	Election Day
Mark V. Goloby	15	34.09%	0	12	3
Glenn Hegar	29	65.91%	1	13	15
Total Votes Cast	44	100.00%	1	25	18
Overvotes	0		0	0	0
Undervotes	16		0	9	7

### REP Comm General Land Office

Vote For 1

	TOTAL	VOTE %	Absentee	Early Voting	Election Day
Dawn Buckingham	13	34.21%	0	8	5
Don W. Minton	8	21.05%	0	4	4
Ben Armenta	1	2.63%	0	0	1
Rufus Lopez	2	5.26%	0	2	0
Tim Westley	4	10.53%	0	1	3
Jon Spiers	8	21.05%	0	5	3
Victor Avila	2	5.26%	0	1	1
Weston Martinez	0	0.00%	0	0	0
Total Votes Cast	38	100.00%	0	21	17
Overvotes	0		0	0	0
Undervotes	22		1	13	8

### REP Commissioner of Agriculture

Vote For 1

	TOTAL	VOTE %	Absentee	Early Voting	Election Day
Sid Miller	31	72.09%	0	20	11
James White	8	18.60%	0	4	4
Carey A. Council	4	9.30%	0	1	3
Total Votes Cast	43	100.00%	0	25	18
Overvotes	0		0	0	0
Undervotes	17		1	9	7

## Precinct 0011

### REP Railroad Commissioner

Vote For 1

	TOTAL	VOTE %	Absentee	Early Voting	Election Day
Tom Slocum Jr	10	26.32%	0	7	3
Marvin "Sarge" Summers	4	10.53%	0	1	3
Sarah Stogner	7	18.42%	0	1	6
Dawayne Tipton	2	5.26%	0	2	0
Wayne Christian	15	39.47%	0	9	6
Total Votes Cast	38	100.00%	0	20	18
Overvotes	0		0	0	0
Undervotes	22		1	14	7

### REP Justice, Supreme Court, PI 3

Vote For 1

	TOTAL	VOTE %	Absentee	Early Voting	Election Day
Debra Lehrmann	38	100.00%	0	22	16
Total Votes Cast	38	100.00%	0	22	16
Overvotes	0		0	0	0
Undervotes	22		1	12	9

### REP Justice, Supreme Court, PI 5

Vote For 1

	TOTAL	VOTE %	Absentee	Early Voting	Election Day
Rebeca Huddle	37	100.00%	0	21	16
Total Votes Cast	37	100.00%	0	21	16
Overvotes	0		0	0	0
Undervotes	23		1	13	9

### REP Justice, Supreme Court, PI 9

Vote For 1

	TOTAL	VOTE %	Absentee	Early Voting	Election Day
David J. Schenck	17	48.57%	0	9	8
Evan Young	18	51.43%	0	8	10
Total Votes Cast	35	100.00%	0	17	18
Overvotes	0		0	0	0
Undervotes	25		1	17	7

### REP Judge, Ct of Crim App, PI 2

Vote For 1

	TOTAL	VOTE %	Absentee	Early Voting	Election Day
Mary Lou Keel	36	100.00%	0	20	16
Total Votes Cast	36	100.00%	0	20	16
Overvotes	0		0	0	0
Undervotes	24		1	14	9

## Precinct 0011

### REP Judge, Ct of Crim App, PI 5

Vote For 1

	TOTAL	VOTE %		Absentee	Early Voting	Election Day
Clint Morgan	21	51.22%	<div style="width: 51.22%;"><div style="width: 51.22%;"></div></div>	0	10	11
Scott Walker	20	48.78%	<div style="width: 48.78%;"><div style="width: 48.78%;"></div></div>	0	12	8
Total Votes Cast	41	100.00%	<div style="width: 100.00%;"><div style="width: 100.00%;"></div></div>	0	22	19
Overvotes	0			0	0	0
Undervotes	19			1	12	6

### REP Judge, Ct of Crim App, PI 6

Vote For 1

	TOTAL	VOTE %		Absentee	Early Voting	Election Day
Jesse F. McClure, III	36	100.00%	<div style="width: 100.00%;"><div style="width: 100.00%;"></div></div>	0	20	16
Total Votes Cast	36	100.00%	<div style="width: 100.00%;"><div style="width: 100.00%;"></div></div>	0	20	16
Overvotes	0			0	0	0
Undervotes	24			1	14	9

### REP Member, State BoE, Dist 9

Vote For 1

	TOTAL	VOTE %		Absentee	Early Voting	Election Day
Keven M. Ellis	38	100.00%	<div style="width: 100.00%;"><div style="width: 100.00%;"></div></div>	0	21	17
Total Votes Cast	38	100.00%	<div style="width: 100.00%;"><div style="width: 100.00%;"></div></div>	0	21	17
Overvotes	0			0	0	0
Undervotes	22			1	13	8

### REP State Senator, Dist 1

Vote For 1

	TOTAL	VOTE %		Absentee	Early Voting	Election Day
Bryan Hughes	44	100.00%	<div style="width: 100.00%;"><div style="width: 100.00%;"></div></div>	1	26	17
Total Votes Cast	44	100.00%	<div style="width: 100.00%;"><div style="width: 100.00%;"></div></div>	1	26	17
Overvotes	0			0	0	0
Undervotes	16			0	8	8

### REP State Rep, Dist 6

Vote For 1

	TOTAL	VOTE %		Absentee	Early Voting	Election Day
Matt Schaefer	45	84.91%	<div style="width: 84.91%;"><div style="width: 84.91%;"></div></div>	1	25	19
Charles Turner	8	15.09%	<div style="width: 15.09%;"><div style="width: 15.09%;"></div></div>	0	4	4
Total Votes Cast	53	100.00%	<div style="width: 100.00%;"><div style="width: 100.00%;"></div></div>	1	29	23
Overvotes	0			0	0	0
Undervotes	7			0	5	2

## Precinct 0011

### REP Justice, 12th Ct of App Dist, PI 2

Vote For 1

	TOTAL	VOTE %	Absentee	Early Voting	Election Day
Brian Hoyle	37	100.00%	0	20	17
Total Votes Cast	37	100.00%	0	20	17
Overvotes	0		0	0	0
Undervotes	23		1	14	8

### REP Dist Judge, 241st Judicial Dist

Vote For 1

	TOTAL	VOTE %	Absentee	Early Voting	Election Day
Debby Gunter	42	100.00%	0	23	19
Total Votes Cast	42	100.00%	0	23	19
Overvotes	0		0	0	0
Undervotes	18		1	11	6

### REP Dist Judge, 321st Judicial Dist

Vote For 1

	TOTAL	VOTE %	Absentee	Early Voting	Election Day
Robert Wilson	41	100.00%	0	22	19
Total Votes Cast	41	100.00%	0	22	19
Overvotes	0		0	0	0
Undervotes	19		1	12	6

### REP Criminal District Attorney

Vote For 1

	TOTAL	VOTE %	Absentee	Early Voting	Election Day
Jacob Putman	43	100.00%	0	24	19
Total Votes Cast	43	100.00%	0	24	19
Overvotes	0		0	0	0
Undervotes	17		1	10	6

### REP County Judge

Vote For 1

	TOTAL	VOTE %	Absentee	Early Voting	Election Day
Neal Franklin	44	100.00%	1	24	19
Total Votes Cast	44	100.00%	1	24	19
Overvotes	0		0	0	0
Undervotes	16		0	10	6

### REP Judge, County Court at Law No. 1

Vote For 1

	TOTAL	VOTE %	Absentee	Early Voting	Election Day
Jason Ellis	41	100.00%	0	21	20
Total Votes Cast	41	100.00%	0	21	20
Overvotes	0		0	0	0
Undervotes	19		1	13	5

## Precinct 0011

### REP Judge, County Court at Law No. 2

Vote For 1

	TOTAL	VOTE %	Absentee	Early Voting	Election Day
Taylor Heaton	42	100.00%	1	22	19
Total Votes Cast	42	100.00%	1	22	19
Overvotes	0		0	0	0
Undervotes	18		0	12	6

### REP Judge, County Court at Law No. 3

Vote For 1

	TOTAL	VOTE %	Absentee	Early Voting	Election Day
Sara Maynard	18	36.00%	0	9	9
Trevor M. Rose	8	16.00%	0	3	5
Clay White	24	48.00%	0	17	7
Total Votes Cast	50	100.00%	0	29	21
Overvotes	0		0	0	0
Undervotes	10		1	5	4

### REP District Clerk

Vote For 1

	TOTAL	VOTE %	Absentee	Early Voting	Election Day
Penny Clarkston	43	100.00%	1	22	20
Total Votes Cast	43	100.00%	1	22	20
Overvotes	0		0	0	0
Undervotes	17		0	12	5

### REP County Clerk

Vote For 1

	TOTAL	VOTE %	Absentee	Early Voting	Election Day
Karen Bryant Phillips	41	100.00%	1	21	19
Total Votes Cast	41	100.00%	1	21	19
Overvotes	0		0	0	0
Undervotes	19		0	13	6

### REP County Treasurer

Vote For 1

	TOTAL	VOTE %	Absentee	Early Voting	Election Day
Kelli R. White	24	61.54%	0	12	12
Jamie Boersma	15	38.46%	0	10	5
Total Votes Cast	39	100.00%	0	22	17
Overvotes	0		0	0	0
Undervotes	21		1	12	8



## Precinct 0011

### REP County Chair

Vote For 1

	TOTAL	VOTE %		Absentee	Early Voting	Election Day
David Stein	40	100.00%	<div style="width: 100%; height: 10px; background-color: #ffc107;"></div>	0	23	17
Total Votes Cast	40	100.00%	<div style="width: 100%; height: 10px; background-color: #ffc107;"></div>	0	23	17
Overvotes	0			0	0	0
Undervotes	20			1	11	8

### REP Proposition 1

Vote For 1

	TOTAL	VOTE %		Absentee	Early Voting	Election Day
YES	51	87.93%	<div style="width: 87.93%; height: 10px; background-color: #ffc107;"></div>	1	30	20
NO	7	12.07%	<div style="width: 12.07%; height: 10px; background-color: #6c757d;"></div>	0	3	4
Total Votes Cast	58	100.00%	<div style="width: 100%; height: 10px; background-color: #ffc107;"></div>	1	33	24
Overvotes	0			0	0	0
Undervotes	2			0	1	1

### REP Proposition 2

Vote For 1

	TOTAL	VOTE %		Absentee	Early Voting	Election Day
YES	48	85.71%	<div style="width: 85.71%; height: 10px; background-color: #ffc107;"></div>	1	27	20
NO	8	14.29%	<div style="width: 14.29%; height: 10px; background-color: #6c757d;"></div>	0	5	3
Total Votes Cast	56	100.00%	<div style="width: 100%; height: 10px; background-color: #ffc107;"></div>	1	32	23
Overvotes	0			0	0	0
Undervotes	4			0	2	2

### REP Proposition 3

Vote For 1

	TOTAL	VOTE %		Absentee	Early Voting	Election Day
YES	45	76.27%	<div style="width: 76.27%; height: 10px; background-color: #ffc107;"></div>	1	29	15
NO	14	23.73%	<div style="width: 23.73%; height: 10px; background-color: #6c757d;"></div>	0	4	10
Total Votes Cast	59	100.00%	<div style="width: 100%; height: 10px; background-color: #ffc107;"></div>	1	33	25
Overvotes	0			0	0	0
Undervotes	1			0	1	0

### REP Proposition 4

Vote For 1

	TOTAL	VOTE %		Absentee	Early Voting	Election Day
YES	48	82.76%	<div style="width: 82.76%; height: 10px; background-color: #ffc107;"></div>	1	29	18
NO	10	17.24%	<div style="width: 17.24%; height: 10px; background-color: #6c757d;"></div>	0	3	7
Total Votes Cast	58	100.00%	<div style="width: 100%; height: 10px; background-color: #ffc107;"></div>	1	32	25
Overvotes	0			0	0	0
Undervotes	2			0	2	0

## Precinct 0011

### REP Proposition 5

Vote For 1

	TOTAL	VOTE %		Absentee	Early Voting	Election Day
YES	47	82.46%	<div style="width: 82.46%;"><div style="width: 82.46%;"></div></div>	1	27	19
NO	10	17.54%	<div style="width: 17.54%;"><div style="width: 17.54%;"></div></div>	0	4	6
Total Votes Cast	57	100.00%	<div style="width: 100.00%;"><div style="width: 100.00%;"></div></div>	1	31	25
Overvotes	0			0	0	0
Undervotes	3			0	3	0

### REP Proposition 6

Vote For 1

	TOTAL	VOTE %		Absentee	Early Voting	Election Day
YES	36	65.45%	<div style="width: 65.45%;"><div style="width: 65.45%;"></div></div>	1	24	11
NO	19	34.55%	<div style="width: 34.55%;"><div style="width: 34.55%;"></div></div>	0	6	13
Total Votes Cast	55	100.00%	<div style="width: 100.00%;"><div style="width: 100.00%;"></div></div>	1	30	24
Overvotes	0			0	0	0
Undervotes	5			0	4	1

### REP Proposition 7

Vote For 1

	TOTAL	VOTE %		Absentee	Early Voting	Election Day
YES	55	93.22%	<div style="width: 93.22%;"><div style="width: 93.22%;"></div></div>	1	31	23
NO	4	6.78%	<div style="width: 6.78%;"><div style="width: 6.78%;"></div></div>	0	2	2
Total Votes Cast	59	100.00%	<div style="width: 100.00%;"><div style="width: 100.00%;"></div></div>	1	33	25
Overvotes	0			0	0	0
Undervotes	1			0	1	0

### REP Proposition 8

Vote For 1

	TOTAL	VOTE %		Absentee	Early Voting	Election Day
YES	49	84.48%	<div style="width: 84.48%;"><div style="width: 84.48%;"></div></div>	1	31	17
NO	9	15.52%	<div style="width: 15.52%;"><div style="width: 15.52%;"></div></div>	0	1	8
Total Votes Cast	58	100.00%	<div style="width: 100.00%;"><div style="width: 100.00%;"></div></div>	1	32	25
Overvotes	0			0	0	0
Undervotes	2			0	2	0

### REP Proposition 9

Vote For 1




	TOTAL	VOTE %		Absentee	Early Voting	Election Day
YES	50	86.21%	<div style="width: 86.21%;"><div style="width: 86.21%;"></div></div>	1	30	19
NO	8	13.79%	<div style="width: 13.79%;"><div style="width: 13.79%;"></div></div>	0	2	6
Total Votes Cast	58	100.00%	<div style="width: 100.00%;"><div style="width: 100.00%;"></div></div>	1	32	25
Overvotes	0			0	0	0
Undervotes	2			0	2	0

## Precinct 0011

---

### REP Proposition 10

Vote For 1

	TOTAL	VOTE %		Absentee	Early Voting	Election Day
YES	51	86.44%		1	31	19
NO	8	13.56%		0	2	6
Total Votes Cast	59	100.00%		1	33	25
Overvotes	0			0	0	0
Undervotes	1			0	1	0

## Precinct 0012

Statistics	TOTAL	Absentee	Early Voting	Election Day
Registered Voters - Total	1,653			
Ballots Cast - Total	275	20	154	101
Ballots Cast - Republican Party	35	0	21	14
Ballots Cast - Democratic Party	240	20	133	87
Ballots Cast - Blank	0	0	0	0
Voter Turnout - Total	16.64%			

### REP US Rep, District 1

Vote For 1

	TOTAL	VOTE %	Absentee	Early Voting	Election Day
Aditya "A.D." Atholi	3	9.38%	0	1	2
John Porro	0	0.00%	0	0	0
Nathaniel Moran	26	81.25%	0	17	9
Joe McDaniel	3	9.38%	0	2	1
Total Votes Cast	32	100.00%	0	20	12
Overvotes	0		0	0	0
Undervotes	3		0	1	2

### REP Governor

Vote For 1

	TOTAL	VOTE %	Absentee	Early Voting	Election Day
Danny Harrison	1	2.94%	0	1	0
Chad Prather	1	2.94%	0	1	0
Paul Belew	0	0.00%	0	0	0
Rick Perry	0	0.00%	0	0	0
Don Huffines	7	20.59%	0	2	5
Allen B. West	7	20.59%	0	5	2
Greg Abbott	17	50.00%	0	11	6
Kandy Kaye Horn	1	2.94%	0	1	0
Total Votes Cast	34	100.00%	0	21	13
Overvotes	0		0	0	0
Undervotes	1		0	0	1

### REP Lieutenant Governor

Vote For 1

	TOTAL	VOTE %	Absentee	Early Voting	Election Day
Daniel Miller	6	19.35%	0	5	1
Dan Patrick	17	54.84%	0	9	8
Todd M. Bullis	1	3.23%	0	0	1
Trayce Bradford	2	6.45%	0	1	1
Aaron Sorrells	3	9.68%	0	2	1
Zach Vance	2	6.45%	0	2	0
Total Votes Cast	31	100.00%	0	19	12
Overvotes	0		0	0	0
Undervotes	4		0	2	2

## Precinct 0012

### REP Attorney General

Vote For 1

	TOTAL	VOTE %	Absentee	Early Voting	Election Day
George P. Bush	4	12.12%	0	3	1
Louie Gohmert	23	69.70%	0	13	10
Ken Paxton	3	9.09%	0	2	1
Eva Guzman	3	9.09%	0	3	0
Total Votes Cast	33	100.00%	0	21	12
Overvotes	0		0	0	0
Undervotes	2		0	0	2

### REP Comptroller of Public Accounts

Vote For 1

	TOTAL	VOTE %	Absentee	Early Voting	Election Day
Mark V. Goloby	5	20.00%	0	4	1
Glenn Hegar	20	80.00%	0	14	6
Total Votes Cast	25	100.00%	0	18	7
Overvotes	0		0	0	0
Undervotes	10		0	3	7

### REP Comm General Land Office

Vote For 1

	TOTAL	VOTE %	Absentee	Early Voting	Election Day
Dawn Buckingham	9	32.14%	0	6	3
Don W. Minton	0	0.00%	0	0	0
Ben Armenta	1	3.57%	0	1	0
Rufus Lopez	0	0.00%	0	0	0
Tim Westley	1	3.57%	0	1	0
Jon Spiers	11	39.29%	0	5	6
Victor Avila	2	7.14%	0	1	1
Weston Martinez	4	14.29%	0	3	1
Total Votes Cast	28	100.00%	0	17	11
Overvotes	0		0	0	0
Undervotes	7		0	4	3

### REP Commissioner of Agriculture

Vote For 1

	TOTAL	VOTE %	Absentee	Early Voting	Election Day
Sid Miller	21	80.77%	0	13	8
James White	5	19.23%	0	4	1
Carey A. Council	0	0.00%	0	0	0
Total Votes Cast	26	100.00%	0	17	9
Overvotes	0		0	0	0
Undervotes	9		0	4	5

## Precinct 0012

### REP Railroad Commissioner

Vote For 1

	TOTAL	VOTE %	Absentee	Early Voting	Election Day
Tom Slocum Jr	6	20.00%	0	3	3
Marvin "Sarge" Summers	3	10.00%	0	2	1
Sarah Stogner	4	13.33%	0	4	0
Dawayne Tipton	4	13.33%	0	3	1
Wayne Christian	13	43.33%	0	7	6
<b>Total Votes Cast</b>	<b>30</b>	<b>100.00%</b>	<b>0</b>	<b>19</b>	<b>11</b>
Overvotes	0		0	0	0
Undervotes	5		0	2	3

### REP Justice, Supreme Court, PI 3

Vote For 1

	TOTAL	VOTE %	Absentee	Early Voting	Election Day
Debra Lehrmann	18	100.00%	0	13	5
<b>Total Votes Cast</b>	<b>18</b>	<b>100.00%</b>	<b>0</b>	<b>13</b>	<b>5</b>
Overvotes	0		0	0	0
Undervotes	17		0	8	9

### REP Justice, Supreme Court, PI 5

Vote For 1

	TOTAL	VOTE %	Absentee	Early Voting	Election Day
Rebeca Huddle	18	100.00%	0	13	5
<b>Total Votes Cast</b>	<b>18</b>	<b>100.00%</b>	<b>0</b>	<b>13</b>	<b>5</b>
Overvotes	0		0	0	0
Undervotes	17		0	8	9

### REP Justice, Supreme Court, PI 9

Vote For 1

	TOTAL	VOTE %	Absentee	Early Voting	Election Day
David J. Schenck	15	60.00%	0	8	7
Evan Young	10	40.00%	0	8	2
<b>Total Votes Cast</b>	<b>25</b>	<b>100.00%</b>	<b>0</b>	<b>16</b>	<b>9</b>
Overvotes	0		0	0	0
Undervotes	10		0	5	5

### REP Judge, Ct of Crim App, PI 2

Vote For 1

	TOTAL	VOTE %	Absentee	Early Voting	Election Day
Mary Lou Keel	19	100.00%	0	14	5
<b>Total Votes Cast</b>	<b>19</b>	<b>100.00%</b>	<b>0</b>	<b>14</b>	<b>5</b>
Overvotes	0		0	0	0
Undervotes	16		0	7	9

## Precinct 0012

### REP Judge, Ct of Crim App, PI 5

Vote For 1

	TOTAL	VOTE %		Absentee	Early Voting	Election Day
Clint Morgan	16	66.67%	<div style="width: 66.67%;"><div style="width: 66.67%;"></div></div>	0	8	8
Scott Walker	8	33.33%	<div style="width: 33.33%;"><div style="width: 33.33%;"></div></div>	0	7	1
Total Votes Cast	24	100.00%	<div style="width: 100%;"><div style="width: 100%;"></div></div>	0	15	9
Overvotes	0			0	0	0
Undervotes	11			0	6	5

### REP Judge, Ct of Crim App, PI 6

Vote For 1

	TOTAL	VOTE %		Absentee	Early Voting	Election Day
Jesse F. McClure, III	18	100.00%	<div style="width: 100%;"><div style="width: 100%;"></div></div>	0	13	5
Total Votes Cast	18	100.00%	<div style="width: 100%;"><div style="width: 100%;"></div></div>	0	13	5
Overvotes	0			0	0	0
Undervotes	17			0	8	9

### REP Member, State BoE, Dist 9

Vote For 1

	TOTAL	VOTE %		Absentee	Early Voting	Election Day
Keven M. Ellis	17	100.00%	<div style="width: 100%;"><div style="width: 100%;"></div></div>	0	12	5
Total Votes Cast	17	100.00%	<div style="width: 100%;"><div style="width: 100%;"></div></div>	0	12	5
Overvotes	0			0	0	0
Undervotes	18			0	9	9

### REP State Senator, Dist 1

Vote For 1

	TOTAL	VOTE %		Absentee	Early Voting	Election Day
Bryan Hughes	21	100.00%	<div style="width: 100%;"><div style="width: 100%;"></div></div>	0	14	7
Total Votes Cast	21	100.00%	<div style="width: 100%;"><div style="width: 100%;"></div></div>	0	14	7
Overvotes	0			0	0	0
Undervotes	14			0	7	7

### REP State Rep, Dist 6

Vote For 1

	TOTAL	VOTE %		Absentee	Early Voting	Election Day
Matt Schaefer	27	84.38%	<div style="width: 84.38%;"><div style="width: 84.38%;"></div></div>	0	16	11
Charles Turner	5	15.62%	<div style="width: 15.62%;"><div style="width: 15.62%;"></div></div>	0	4	1
Total Votes Cast	32	100.00%	<div style="width: 100%;"><div style="width: 100%;"></div></div>	0	20	12
Overvotes	0			0	0	0
Undervotes	3			0	1	2

## Precinct 0012

### REP Justice, 12th Ct of App Dist, PI 2

Vote For 1

	TOTAL	VOTE %	Absentee	Early Voting	Election Day
Brian Hoyle	19	100.00%	0	14	5
Total Votes Cast	19	100.00%	0	14	5
Overvotes	0		0	0	0
Undervotes	16		0	7	9

### REP Dist Judge, 241st Judicial Dist

Vote For 1

	TOTAL	VOTE %	Absentee	Early Voting	Election Day
Debby Gunter	19	100.00%	0	14	5
Total Votes Cast	19	100.00%	0	14	5
Overvotes	0		0	0	0
Undervotes	16		0	7	9

### REP Dist Judge, 321st Judicial Dist

Vote For 1

	TOTAL	VOTE %	Absentee	Early Voting	Election Day
Robert Wilson	19	100.00%	0	14	5
Total Votes Cast	19	100.00%	0	14	5
Overvotes	0		0	0	0
Undervotes	16		0	7	9

### REP Criminal District Attorney

Vote For 1

	TOTAL	VOTE %	Absentee	Early Voting	Election Day
Jacob Putman	20	100.00%	0	14	6
Total Votes Cast	20	100.00%	0	14	6
Overvotes	0		0	0	0
Undervotes	15		0	7	8

### REP County Judge

Vote For 1

	TOTAL	VOTE %	Absentee	Early Voting	Election Day
Neal Franklin	20	100.00%	0	14	6
Total Votes Cast	20	100.00%	0	14	6
Overvotes	0		0	0	0
Undervotes	15		0	7	8

### REP Judge, County Court at Law No. 1

Vote For 1

	TOTAL	VOTE %	Absentee	Early Voting	Election Day
Jason Ellis	18	100.00%	0	13	5
Total Votes Cast	18	100.00%	0	13	5
Overvotes	0		0	0	0
Undervotes	17		0	8	9



## Precinct 0012

### REP Judge, County Court at Law No. 2

Vote For 1

	TOTAL	VOTE %		Absentee	Early Voting	Election Day
Taylor Heaton	18	100.00%	<div style="width: 100%; height: 10px; background-color: #ffc107;"></div>	0	13	5
Total Votes Cast	18	100.00%	<div style="width: 100%; height: 10px; background-color: #ffc107;"></div>	0	13	5
Overvotes	0			0	0	0
Undervotes	17			0	8	9

### REP Judge, County Court at Law No. 3

Vote For 1

	TOTAL	VOTE %		Absentee	Early Voting	Election Day
Sara Maynard	12	44.44%	<div style="width: 44.44%; height: 10px; background-color: #ffc107;"></div>	0	8	4
Trevor M. Rose	3	11.11%	<div style="width: 11.11%; height: 10px; background-color: #ffc107;"></div>	0	1	2
Clay White	12	44.44%	<div style="width: 44.44%; height: 10px; background-color: #ffc107;"></div>	0	7	5
Total Votes Cast	27	100.00%	<div style="width: 100%; height: 10px; background-color: #ffc107;"></div>	0	16	11
Overvotes	0			0	0	0
Undervotes	8			0	5	3

### REP District Clerk

Vote For 1

	TOTAL	VOTE %		Absentee	Early Voting	Election Day
Penny Clarkston	19	100.00%	<div style="width: 100%; height: 10px; background-color: #ffc107;"></div>	0	14	5
Total Votes Cast	19	100.00%	<div style="width: 100%; height: 10px; background-color: #ffc107;"></div>	0	14	5
Overvotes	0			0	0	0
Undervotes	16			0	7	9

### REP County Clerk

Vote For 1

	TOTAL	VOTE %		Absentee	Early Voting	Election Day
Karen Bryant Phillips	19	100.00%	<div style="width: 100%; height: 10px; background-color: #ffc107;"></div>	0	14	5
Total Votes Cast	19	100.00%	<div style="width: 100%; height: 10px; background-color: #ffc107;"></div>	0	14	5
Overvotes	0			0	0	0
Undervotes	16			0	7	9

### REP County Treasurer

Vote For 1

	TOTAL	VOTE %		Absentee	Early Voting	Election Day
Kelli R. White	9	42.86%	<div style="width: 42.86%; height: 10px; background-color: #ffc107;"></div>	0	7	2
Jamie Boersma	12	57.14%	<div style="width: 57.14%; height: 10px; background-color: #ffc107;"></div>	0	9	3
Total Votes Cast	21	100.00%	<div style="width: 100%; height: 10px; background-color: #ffc107;"></div>	0	16	5
Overvotes	0			0	0	0
Undervotes	14			0	5	9

## Precinct 0012

### REP County Chair

Vote For 1

	TOTAL	VOTE %	Absentee	Early Voting	Election Day
David Stein	21	100.00%	0	15	6
Total Votes Cast	21	100.00%	0	15	6
Overvotes	0		0	0	0
Undervotes	14		0	6	8

### REP Proposition 1

Vote For 1

	TOTAL	VOTE %	Absentee	Early Voting	Election Day
YES	29	87.88%	0	17	12
NO	4	12.12%	0	4	0
Total Votes Cast	33	100.00%	0	21	12
Overvotes	0		0	0	0
Undervotes	2		0	0	2

### REP Proposition 2

Vote For 1

	TOTAL	VOTE %	Absentee	Early Voting	Election Day
YES	27	79.41%	0	16	11
NO	7	20.59%	0	5	2
Total Votes Cast	34	100.00%	0	21	13
Overvotes	0		0	0	0
Undervotes	1		0	0	1

### REP Proposition 3

Vote For 1

	TOTAL	VOTE %	Absentee	Early Voting	Election Day
YES	29	85.29%	0	18	11
NO	5	14.71%	0	3	2
Total Votes Cast	34	100.00%	0	21	13
Overvotes	0		0	0	0
Undervotes	1		0	0	1

### REP Proposition 4

Vote For 1

	TOTAL	VOTE %	Absentee	Early Voting	Election Day
YES	30	90.91%	0	18	12
NO	3	9.09%	0	2	1
Total Votes Cast	33	100.00%	0	20	13
Overvotes	0		0	0	0
Undervotes	2		0	1	1

## Precinct 0012

### REP Proposition 5

Vote For 1

	TOTAL	VOTE %		Absentee	Early Voting	Election Day
YES	26	78.79%	<div style="width: 78.79%;"><div style="width: 78.79%;"></div></div>	0	16	10
NO	7	21.21%	<div style="width: 21.21%;"><div style="width: 21.21%;"></div></div>	0	5	2
Total Votes Cast	33	100.00%	<div style="width: 100.00%;"><div style="width: 100.00%;"></div></div>	0	21	12
Overvotes	0			0	0	0
Undervotes	2			0	0	2

### REP Proposition 6

Vote For 1

	TOTAL	VOTE %		Absentee	Early Voting	Election Day
YES	25	75.76%	<div style="width: 75.76%;"><div style="width: 75.76%;"></div></div>	0	14	11
NO	8	24.24%	<div style="width: 24.24%;"><div style="width: 24.24%;"></div></div>	0	6	2
Total Votes Cast	33	100.00%	<div style="width: 100.00%;"><div style="width: 100.00%;"></div></div>	0	20	13
Overvotes	0			0	0	0
Undervotes	2			0	1	1

### REP Proposition 7

Vote For 1

	TOTAL	VOTE %		Absentee	Early Voting	Election Day
YES	31	91.18%	<div style="width: 91.18%;"><div style="width: 91.18%;"></div></div>	0	18	13
NO	3	8.82%	<div style="width: 8.82%;"><div style="width: 8.82%;"></div></div>	0	3	0
Total Votes Cast	34	100.00%	<div style="width: 100.00%;"><div style="width: 100.00%;"></div></div>	0	21	13
Overvotes	0			0	0	0
Undervotes	1			0	0	1

### REP Proposition 8

Vote For 1

	TOTAL	VOTE %		Absentee	Early Voting	Election Day
YES	30	90.91%	<div style="width: 90.91%;"><div style="width: 90.91%;"></div></div>	0	17	13
NO	3	9.09%	<div style="width: 9.09%;"><div style="width: 9.09%;"></div></div>	0	3	0
Total Votes Cast	33	100.00%	<div style="width: 100.00%;"><div style="width: 100.00%;"></div></div>	0	20	13
Overvotes	0			0	0	0
Undervotes	2			0	1	1

### REP Proposition 9

Vote For 1




	TOTAL	VOTE %		Absentee	Early Voting	Election Day
YES	29	87.88%	<div style="width: 87.88%;"><div style="width: 87.88%;"></div></div>	0	17	12
NO	4	12.12%	<div style="width: 12.12%;"><div style="width: 12.12%;"></div></div>	0	4	0
Total Votes Cast	33	100.00%	<div style="width: 100.00%;"><div style="width: 100.00%;"></div></div>	0	21	12
Overvotes	0			0	0	0
Undervotes	2			0	0	2

## Precinct 0012

---

### REP Proposition 10

Vote For 1

	TOTAL	VOTE %		Absentee	Early Voting	Election Day
YES	30	90.91%		0	18	12
NO	3	9.09%		0	3	0
Total Votes Cast	33	100.00%		0	21	12
Overvotes	0			0	0	0
Undervotes	2			0	0	2

### Precinct 0013

Statistics	TOTAL	Absentee	Early Voting	Election Day
Registered Voters - Total	1,566			
Ballots Cast - Total	339	49	184	106
Ballots Cast - Republican Party	8	2	2	4
Ballots Cast - Democratic Party	331	47	182	102
Ballots Cast - Blank	0	0	0	0
Voter Turnout - Total	21.65%			

#### REP US Rep, District 1

Vote For 1

	TOTAL	VOTE %	Absentee	Early Voting	Election Day
Aditya "A.D." Atholi	2	25.00%	0	1	1
John Porro	1	12.50%	0	0	1
Nathaniel Moran	5	62.50%	2	1	2
Joe McDaniel	0	0.00%	0	0	0
Total Votes Cast	8	100.00%	2	2	4
Overvotes	0		0	0	0
Undervotes	0		0	0	0

#### REP Governor

Vote For 1

	TOTAL	VOTE %	Absentee	Early Voting	Election Day
Danny Harrison	0	0.00%	0	0	0
Chad Prather	0	0.00%	0	0	0
Paul Belew	0	0.00%	0	0	0
Rick Perry	0	0.00%	0	0	0
Don Huffines	0	0.00%	0	0	0
Allen B. West	3	37.50%	0	1	2
Greg Abbott	5	62.50%	2	1	2
Kandy Kaye Horn	0	0.00%	0	0	0
Total Votes Cast	8	100.00%	2	2	4
Overvotes	0		0	0	0
Undervotes	0		0	0	0

#### REP Lieutenant Governor

Vote For 1

	TOTAL	VOTE %	Absentee	Early Voting	Election Day
Daniel Miller	0	0.00%	0	0	0
Dan Patrick	5	62.50%	2	1	2
Todd M. Bullis	1	12.50%	0	0	1
Trayce Bradford	0	0.00%	0	0	0
Aaron Sorrells	2	25.00%	0	1	1
Zach Vance	0	0.00%	0	0	0
Total Votes Cast	8	100.00%	2	2	4
Overvotes	0		0	0	0
Undervotes	0		0	0	0

## Precinct 0013

### REP Attorney General

Vote For 1

	TOTAL	VOTE %		Absentee	Early Voting	Election Day
George P. Bush	2	25.00%	<div style="width: 25%;"><div style="width: 25%;"></div></div>	0	1	1
Louie Gohmert	2	25.00%	<div style="width: 25%;"><div style="width: 25%;"></div></div>	1	1	0
Ken Paxton	2	25.00%	<div style="width: 25%;"><div style="width: 25%;"></div></div>	1	0	1
Eva Guzman	2	25.00%	<div style="width: 25%;"><div style="width: 25%;"></div></div>	0	0	2
<b>Total Votes Cast</b>	<b>8</b>	<b>100.00%</b>	<div style="width: 100%;"><div style="width: 100%;"></div></div>	<b>2</b>	<b>2</b>	<b>4</b>
Overvotes	0			0	0	0
Undervotes	0			0	0	0

### REP Comptroller of Public Accounts

Vote For 1

	TOTAL	VOTE %		Absentee	Early Voting	Election Day
Mark V. Goloby	5	62.50%	<div style="width: 62.5%;"><div style="width: 62.5%;"></div></div>	1	2	2
Glenn Hegar	3	37.50%	<div style="width: 37.5%;"><div style="width: 37.5%;"></div></div>	1	0	2
<b>Total Votes Cast</b>	<b>8</b>	<b>100.00%</b>	<div style="width: 100%;"><div style="width: 100%;"></div></div>	<b>2</b>	<b>2</b>	<b>4</b>
Overvotes	0			0	0	0
Undervotes	0			0	0	0

### REP Comm General Land Office

Vote For 1

	TOTAL	VOTE %		Absentee	Early Voting	Election Day
Dawn Buckingham	3	42.86%	<div style="width: 42.86%;"><div style="width: 42.86%;"></div></div>	1	1	1
Don W. Minton	0	0.00%	<div style="width: 0%;"><div style="width: 0%;"></div></div>	0	0	0
Ben Armenta	0	0.00%	<div style="width: 0%;"><div style="width: 0%;"></div></div>	0	0	0
Rufus Lopez	3	42.86%	<div style="width: 42.86%;"><div style="width: 42.86%;"></div></div>	0	1	2
Tim Westley	1	14.29%	<div style="width: 14.29%;"><div style="width: 14.29%;"></div></div>	1	0	0
Jon Spiers	0	0.00%	<div style="width: 0%;"><div style="width: 0%;"></div></div>	0	0	0
Victor Avila	0	0.00%	<div style="width: 0%;"><div style="width: 0%;"></div></div>	0	0	0
Weston Martinez	0	0.00%	<div style="width: 0%;"><div style="width: 0%;"></div></div>	0	0	0
<b>Total Votes Cast</b>	<b>7</b>	<b>100.00%</b>	<div style="width: 100%;"><div style="width: 100%;"></div></div>	<b>2</b>	<b>2</b>	<b>3</b>
Overvotes	0			0	0	0
Undervotes	1			0	0	1

### REP Commissioner of Agriculture

Vote For 1

	TOTAL	VOTE %		Absentee	Early Voting	Election Day
Sid Miller	1	14.29%	<div style="width: 14.29%;"><div style="width: 14.29%;"></div></div>	0	1	0
James White	5	71.43%	<div style="width: 71.43%;"><div style="width: 71.43%;"></div></div>	2	1	2
Carey A. Council	1	14.29%	<div style="width: 14.29%;"><div style="width: 14.29%;"></div></div>	0	0	1
<b>Total Votes Cast</b>	<b>7</b>	<b>100.00%</b>	<div style="width: 100%;"><div style="width: 100%;"></div></div>	<b>2</b>	<b>2</b>	<b>3</b>
Overvotes	0			0	0	0
Undervotes	1			0	0	1

## Precinct 0013

### REP Railroad Commissioner

Vote For 1

	TOTAL	VOTE %		Absentee	Early Voting	Election Day
Tom Slocum Jr	0	0.00%	<div style="width: 0%;"></div>	0	0	0
Marvin "Sarge" Summers	2	28.57%	<div style="width: 28.57%;"></div>	0	0	2
Sarah Stogner	3	42.86%	<div style="width: 42.86%;"></div>	1	1	1
Dawayne Tipton	0	0.00%	<div style="width: 0%;"></div>	0	0	0
Wayne Christian	2	28.57%	<div style="width: 28.57%;"></div>	1	1	0
<b>Total Votes Cast</b>	<b>7</b>	<b>100.00%</b>	<div style="width: 100%;"></div>	<b>2</b>	<b>2</b>	<b>3</b>
Overvotes	0			0	0	0
Undervotes	1			0	0	1

### REP Justice, Supreme Court, PI 3

Vote For 1

	TOTAL	VOTE %		Absentee	Early Voting	Election Day
Debra Lehrmann	6	100.00%	<div style="width: 100%;"></div>	1	2	3
<b>Total Votes Cast</b>	<b>6</b>	<b>100.00%</b>	<div style="width: 100%;"></div>	<b>1</b>	<b>2</b>	<b>3</b>
Overvotes	0			0	0	0
Undervotes	2			1	0	1

### REP Justice, Supreme Court, PI 5

Vote For 1

	TOTAL	VOTE %		Absentee	Early Voting	Election Day
Rebeca Huddle	6	100.00%	<div style="width: 100%;"></div>	1	2	3
<b>Total Votes Cast</b>	<b>6</b>	<b>100.00%</b>	<div style="width: 100%;"></div>	<b>1</b>	<b>2</b>	<b>3</b>
Overvotes	0			0	0	0
Undervotes	2			1	0	1

### REP Justice, Supreme Court, PI 9

Vote For 1

	TOTAL	VOTE %		Absentee	Early Voting	Election Day
David J. Schenck	3	42.86%	<div style="width: 42.86%;"></div>	1	2	0
Evan Young	4	57.14%	<div style="width: 57.14%;"></div>	1	0	3
<b>Total Votes Cast</b>	<b>7</b>	<b>100.00%</b>	<div style="width: 100%;"></div>	<b>2</b>	<b>2</b>	<b>3</b>
Overvotes	0			0	0	0
Undervotes	1			0	0	1

### REP Judge, Ct of Crim App, PI 2

Vote For 1

	TOTAL	VOTE %		Absentee	Early Voting	Election Day
Mary Lou Keel	6	100.00%	<div style="width: 100%;"></div>	1	2	3
<b>Total Votes Cast</b>	<b>6</b>	<b>100.00%</b>	<div style="width: 100%;"></div>	<b>1</b>	<b>2</b>	<b>3</b>
Overvotes	0			0	0	0
Undervotes	2			1	0	1

### Precinct 0013

#### REP Judge, Ct of Crim App, PI 5

Vote For 1

	TOTAL	VOTE %		Absentee	Early Voting	Election Day
Clint Morgan	3	42.86%	<div style="width: 42.86%;"><div style="width: 42.86%;"></div></div>	0	1	2
Scott Walker	4	57.14%	<div style="width: 57.14%;"><div style="width: 57.14%;"></div></div>	2	1	1
Total Votes Cast	7	100.00%	<div style="width: 100.00%;"><div style="width: 100.00%;"></div></div>	2	2	3
Overvotes	0			0	0	0
Undervotes	1			0	0	1

#### REP Judge, Ct of Crim App, PI 6

Vote For 1

	TOTAL	VOTE %		Absentee	Early Voting	Election Day
Jesse F. McClure, III	6	100.00%	<div style="width: 100.00%;"><div style="width: 100.00%;"></div></div>	1	2	3
Total Votes Cast	6	100.00%	<div style="width: 100.00%;"><div style="width: 100.00%;"></div></div>	1	2	3
Overvotes	0			0	0	0
Undervotes	2			1	0	1

#### REP Member, State BoE, Dist 9

Vote For 1

	TOTAL	VOTE %		Absentee	Early Voting	Election Day
Keven M. Ellis	6	100.00%	<div style="width: 100.00%;"><div style="width: 100.00%;"></div></div>	1	2	3
Total Votes Cast	6	100.00%	<div style="width: 100.00%;"><div style="width: 100.00%;"></div></div>	1	2	3
Overvotes	0			0	0	0
Undervotes	2			1	0	1

#### REP State Senator, Dist 1

Vote For 1

	TOTAL	VOTE %		Absentee	Early Voting	Election Day
Bryan Hughes	5	100.00%	<div style="width: 100.00%;"><div style="width: 100.00%;"></div></div>	1	1	3
Total Votes Cast	5	100.00%	<div style="width: 100.00%;"><div style="width: 100.00%;"></div></div>	1	1	3
Overvotes	0			0	0	0
Undervotes	3			1	1	1

#### REP State Rep, Dist 6

Vote For 1

	TOTAL	VOTE %		Absentee	Early Voting	Election Day
Matt Schaefer	6	75.00%	<div style="width: 75.00%;"><div style="width: 75.00%;"></div></div>	2	2	2
Charles Turner	2	25.00%	<div style="width: 25.00%;"><div style="width: 25.00%;"></div></div>	0	0	2
Total Votes Cast	8	100.00%	<div style="width: 100.00%;"><div style="width: 100.00%;"></div></div>	2	2	4
Overvotes	0			0	0	0
Undervotes	0			0	0	0



## Precinct 0013

### REP Justice, 12th Ct of App Dist, PI 2

Vote For 1

	TOTAL	VOTE %	Absentee	Early Voting	Election Day
Brian Hoyle	5	100.00%	1	1	3
Total Votes Cast	5	100.00%	1	1	3
Overvotes	0		0	0	0
Undervotes	3		1	1	1

### REP Dist Judge, 241st Judicial Dist

Vote For 1

	TOTAL	VOTE %	Absentee	Early Voting	Election Day
Debby Gunter	7	100.00%	1	2	4
Total Votes Cast	7	100.00%	1	2	4
Overvotes	0		0	0	0
Undervotes	1		1	0	0

### REP Dist Judge, 321st Judicial Dist

Vote For 1

	TOTAL	VOTE %	Absentee	Early Voting	Election Day
Robert Wilson	5	100.00%	1	1	3
Total Votes Cast	5	100.00%	1	1	3
Overvotes	0		0	0	0
Undervotes	3		1	1	1

### REP Criminal District Attorney

Vote For 1

	TOTAL	VOTE %	Absentee	Early Voting	Election Day
Jacob Putman	5	100.00%	1	1	3
Total Votes Cast	5	100.00%	1	1	3
Overvotes	0		0	0	0
Undervotes	3		1	1	1

### REP County Judge

Vote For 1

	TOTAL	VOTE %	Absentee	Early Voting	Election Day
Neal Franklin	5	100.00%	1	1	3
Total Votes Cast	5	100.00%	1	1	3
Overvotes	0		0	0	0
Undervotes	3		1	1	1

### REP Judge, County Court at Law No. 1

Vote For 1

	TOTAL	VOTE %	Absentee	Early Voting	Election Day
Jason Ellis	6	100.00%	1	2	3
Total Votes Cast	6	100.00%	1	2	3
Overvotes	0		0	0	0
Undervotes	2		1	0	1

### Precinct 0013

#### REP Judge, County Court at Law No. 2

Vote For 1

	TOTAL	VOTE %		Absentee	Early Voting	Election Day
Taylor Heaton	6	100.00%	<div style="width: 100%; height: 10px; background-color: #ffc107;"></div>	1	2	3
Total Votes Cast	6	100.00%	<div style="width: 100%; height: 10px; background-color: #ffc107;"></div>	1	2	3
Overvotes	0			0	0	0
Undervotes	2			1	0	1

#### REP Judge, County Court at Law No. 3

Vote For 1

	TOTAL	VOTE %		Absentee	Early Voting	Election Day
Sara Maynard	2	25.00%	<div style="width: 25%; height: 10px; background-color: #ffc107;"></div>	1	1	0
Trevor M. Rose	3	37.50%	<div style="width: 37.5%; height: 10px; background-color: #ffc107;"></div>	1	0	2
Clay White	3	37.50%	<div style="width: 37.5%; height: 10px; background-color: #ffc107;"></div>	0	1	2
Total Votes Cast	8	100.00%	<div style="width: 100%; height: 10px; background-color: #ffc107;"></div>	2	2	4
Overvotes	0			0	0	0
Undervotes	0			0	0	0

#### REP District Clerk

Vote For 1

	TOTAL	VOTE %		Absentee	Early Voting	Election Day
Penny Clarkston	6	100.00%	<div style="width: 100%; height: 10px; background-color: #ffc107;"></div>	1	2	3
Total Votes Cast	6	100.00%	<div style="width: 100%; height: 10px; background-color: #ffc107;"></div>	1	2	3
Overvotes	0			0	0	0
Undervotes	2			1	0	1

#### REP County Clerk

Vote For 1

	TOTAL	VOTE %		Absentee	Early Voting	Election Day
Karen Bryant Phillips	6	100.00%	<div style="width: 100%; height: 10px; background-color: #ffc107;"></div>	1	2	3
Total Votes Cast	6	100.00%	<div style="width: 100%; height: 10px; background-color: #ffc107;"></div>	1	2	3
Overvotes	0			0	0	0
Undervotes	2			1	0	1

#### REP County Treasurer

Vote For 1

	TOTAL	VOTE %		Absentee	Early Voting	Election Day
Kelli R. White	5	71.43%	<div style="width: 71.43%; height: 10px; background-color: #ffc107;"></div>	1	1	3
Jamie Boersma	2	28.57%	<div style="width: 28.57%; height: 10px; background-color: #ffc107;"></div>	1	1	0
Total Votes Cast	7	100.00%	<div style="width: 100%; height: 10px; background-color: #ffc107;"></div>	2	2	3
Overvotes	0			0	0	0
Undervotes	1			0	0	1

### Precinct 0013

#### REP County Chair

Vote For 1

	TOTAL	VOTE %	Absentee	Early Voting	Election Day
David Stein	6	100.00%	1	2	3
Total Votes Cast	6	100.00%	1	2	3
Overvotes	0		0	0	0
Undervotes	2		1	0	1

#### REP Proposition 1

Vote For 1

	TOTAL	VOTE %	Absentee	Early Voting	Election Day
YES	6	75.00%	2	1	3
NO	2	25.00%	0	1	1
Total Votes Cast	8	100.00%	2	2	4
Overvotes	0		0	0	0
Undervotes	0		0	0	0

#### REP Proposition 2

Vote For 1

	TOTAL	VOTE %	Absentee	Early Voting	Election Day
YES	6	75.00%	1	2	3
NO	2	25.00%	1	0	1
Total Votes Cast	8	100.00%	2	2	4
Overvotes	0		0	0	0
Undervotes	0		0	0	0

#### REP Proposition 3

Vote For 1

	TOTAL	VOTE %	Absentee	Early Voting	Election Day
YES	8	100.00%	2	2	4
NO	0	0.00%	0	0	0
Total Votes Cast	8	100.00%	2	2	4
Overvotes	0		0	0	0
Undervotes	0		0	0	0

#### REP Proposition 4




Vote For 1

	TOTAL	VOTE %	Absentee	Early Voting	Election Day
YES	7	87.50%	2	1	4
NO	1	12.50%	0	1	0
Total Votes Cast	8	100.00%	2	2	4
Overvotes	0		0	0	0
Undervotes	0		0	0	0

### Precinct 0013




#### REP Proposition 5

Vote For 1

	TOTAL	VOTE %	Absentee	Early Voting	Election Day
YES	6	85.71% 	2	1	3
NO	1	14.29% 	0	1	0
Total Votes Cast	7	100.00% 	2	2	3
Overvotes	0		0	0	0
Undervotes	1		0	0	1




#### REP Proposition 6

Vote For 1

	TOTAL	VOTE %	Absentee	Early Voting	Election Day
YES	6	75.00% 	1	1	4
NO	2	25.00% 	1	1	0
Total Votes Cast	8	100.00% 	2	2	4
Overvotes	0		0	0	0
Undervotes	0		0	0	0




#### REP Proposition 7

Vote For 1

	TOTAL	VOTE %	Absentee	Early Voting	Election Day
YES	7	87.50% 	2	1	4
NO	1	12.50% 	0	1	0
Total Votes Cast	8	100.00% 	2	2	4
Overvotes	0		0	0	0
Undervotes	0		0	0	0




#### REP Proposition 8

Vote For 1

	TOTAL	VOTE %	Absentee	Early Voting	Election Day
YES	7	87.50% 	2	2	3
NO	1	12.50% 	0	0	1
Total Votes Cast	8	100.00% 	2	2	4
Overvotes	0		0	0	0
Undervotes	0		0	0	0

#### REP Proposition 9




Vote For 1

	TOTAL	VOTE %	Absentee	Early Voting	Election Day
YES	8	100.00% 	2	2	4
NO	0	0.00% 	0	0	0
Total Votes Cast	8	100.00% 	2	2	4
Overvotes	0		0	0	0
Undervotes	0		0	0	0

## Precinct 0013

### REP Proposition 10

Vote For 1

	TOTAL	VOTE %		Absentee	Early Voting	Election Day
YES	7	87.50%		2	1	4
NO	1	12.50%		0	1	0
Total Votes Cast	8	100.00%		2	2	4
Overvotes	0			0	0	0
Undervotes	0			0	0	0

## Precinct 0014

### Statistics

	TOTAL	Absentee	Early Voting	Election Day
Registered Voters - Total	1,828			
Ballots Cast - Total	341	12	182	147
Ballots Cast - Republican Party	254	1	135	118
Ballots Cast - Democratic Party	87	11	47	29
Ballots Cast - Blank	0	0	0	0
Voter Turnout - Total	18.65%			

### REP US Rep, District 1

Vote For 1

	TOTAL	VOTE %	Absentee	Early Voting	Election Day
Aditya "A.D." Atholi	9	3.72%	0	6	3
John Porro	14	5.79%	0	6	8
Nathaniel Moran	184	76.03%	1	100	83
Joe McDaniel	35	14.46%	0	16	19
Total Votes Cast	242	100.00%	1	128	113
Overvotes	0		0	0	0
Undervotes	12		0	7	5

### REP Governor

Vote For 1

	TOTAL	VOTE %	Absentee	Early Voting	Election Day
Danny Harrison	1	0.40%	0	1	0
Chad Prather	12	4.80%	0	4	8
Paul Belew	0	0.00%	0	0	0
Rick Perry	7	2.80%	0	5	2
Don Huffines	27	10.80%	0	12	15
Allen B. West	55	22.00%	0	30	25
Greg Abbott	148	59.20%	1	82	65
Kandy Kaye Horn	0	0.00%	0	0	0
Total Votes Cast	250	100.00%	1	134	115
Overvotes	0		0	0	0
Undervotes	4		0	1	3

### REP Lieutenant Governor

Vote For 1

	TOTAL	VOTE %	Absentee	Early Voting	Election Day
Daniel Miller	43	18.22%	0	24	19
Dan Patrick	153	64.83%	1	81	71
Todd M. Bullis	3	1.27%	0	1	2
Trayce Bradford	25	10.59%	0	13	12
Aaron Sorrells	8	3.39%	0	6	2
Zach Vance	4	1.69%	0	1	3
Total Votes Cast	236	100.00%	1	126	109
Overvotes	0		0	0	0
Undervotes	18		0	9	9

## Precinct 0014

### REP Attorney General

Vote For 1

	TOTAL	VOTE %	Absentee	Early Voting	Election Day
George P. Bush	22	8.87%	0	11	11
Louie Gohmert	160	64.52%	1	83	76
Ken Paxton	47	18.95%	0	27	20
Eva Guzman	19	7.66%	0	11	8
Total Votes Cast	248	100.00%	1	132	115
Overvotes	0		0	0	0
Undervotes	6		0	3	3

### REP Comptroller of Public Accounts

Vote For 1

	TOTAL	VOTE %	Absentee	Early Voting	Election Day
Mark V. Goloby	44	22.80%	0	21	23
Glenn Hegar	149	77.20%	1	77	71
Total Votes Cast	193	100.00%	1	98	94
Overvotes	0		0	0	0
Undervotes	61		0	37	24

### REP Comm General Land Office

Vote For 1

	TOTAL	VOTE %	Absentee	Early Voting	Election Day
Dawn Buckingham	65	32.02%	1	41	23
Don W. Minton	36	17.73%	0	14	22
Ben Armenta	4	1.97%	0	2	2
Rufus Lopez	4	1.97%	0	3	1
Tim Westley	27	13.30%	0	10	17
Jon Spiers	53	26.11%	0	29	24
Victor Avila	9	4.43%	0	5	4
Weston Martinez	5	2.46%	0	2	3
Total Votes Cast	203	100.00%	1	106	96
Overvotes	0		0	0	0
Undervotes	51		0	29	22

### REP Commissioner of Agriculture

Vote For 1

	TOTAL	VOTE %	Absentee	Early Voting	Election Day
Sid Miller	98	47.12%	0	52	46
James White	83	39.90%	0	43	40
Carey A. Council	27	12.98%	0	16	11
Total Votes Cast	208	100.00%	0	111	97
Overvotes	0		0	0	0
Undervotes	46		1	24	21

## Precinct 0014

### REP Railroad Commissioner

Vote For 1

	TOTAL	VOTE %	Absentee	Early Voting	Election Day
Tom Slocum Jr	31	15.35%	0	20	11
Marvin "Sarge" Summers	21	10.40%	0	7	14
Sarah Stogner	17	8.42%	0	12	5
Dawayne Tipton	19	9.41%	0	5	14
Wayne Christian	114	56.44%	1	66	47
<b>Total Votes Cast</b>	<b>202</b>	<b>100.00%</b>	<b>1</b>	<b>110</b>	<b>91</b>
Overvotes	0		0	0	0
Undervotes	52		0	25	27

### REP Justice, Supreme Court, PI 3

Vote For 1

	TOTAL	VOTE %	Absentee	Early Voting	Election Day
Debra Lehrmann	172	100.00%	1	90	81
<b>Total Votes Cast</b>	<b>172</b>	<b>100.00%</b>	<b>1</b>	<b>90</b>	<b>81</b>
Overvotes	0		0	0	0
Undervotes	82		0	45	37

### REP Justice, Supreme Court, PI 5

Vote For 1

	TOTAL	VOTE %	Absentee	Early Voting	Election Day
Rebeca Huddle	170	100.00%	1	88	81
<b>Total Votes Cast</b>	<b>170</b>	<b>100.00%</b>	<b>1</b>	<b>88</b>	<b>81</b>
Overvotes	0		0	0	0
Undervotes	84		0	47	37

### REP Justice, Supreme Court, PI 9

Vote For 1

	TOTAL	VOTE %	Absentee	Early Voting	Election Day
David J. Schenck	124	65.61%	1	65	58
Evan Young	65	34.39%	0	33	32
<b>Total Votes Cast</b>	<b>189</b>	<b>100.00%</b>	<b>1</b>	<b>98</b>	<b>90</b>
Overvotes	0		0	0	0
Undervotes	65		0	37	28

### REP Judge, Ct of Crim App, PI 2

Vote For 1

	TOTAL	VOTE %	Absentee	Early Voting	Election Day
Mary Lou Keel	161	100.00%	0	85	76
<b>Total Votes Cast</b>	<b>161</b>	<b>100.00%</b>	<b>0</b>	<b>85</b>	<b>76</b>
Overvotes	0		0	0	0
Undervotes	93		1	50	42



## Precinct 0014

### REP Judge, Ct of Crim App, PI 5

Vote For 1

	TOTAL	VOTE %		Absentee	Early Voting	Election Day
Clint Morgan	110	57.59%	<div style="width: 57.59%;"><div style="width: 57.59%;"></div></div>	0	59	51
Scott Walker	81	42.41%	<div style="width: 42.41%;"><div style="width: 42.41%;"></div></div>	0	46	35
Total Votes Cast	191	100.00%	<div style="width: 100.00%;"><div style="width: 100.00%;"></div></div>	0	105	86
Overvotes	0			0	0	0
Undervotes	63			1	30	32

### REP Judge, Ct of Crim App, PI 6

Vote For 1

	TOTAL	VOTE %		Absentee	Early Voting	Election Day
Jesse F. McClure, III	169	100.00%	<div style="width: 100.00%;"><div style="width: 100.00%;"></div></div>	1	90	78
Total Votes Cast	169	100.00%	<div style="width: 100.00%;"><div style="width: 100.00%;"></div></div>	1	90	78
Overvotes	0			0	0	0
Undervotes	85			0	45	40

### REP Member, State BoE, Dist 9

Vote For 1

	TOTAL	VOTE %		Absentee	Early Voting	Election Day
Keven M. Ellis	170	100.00%	<div style="width: 100.00%;"><div style="width: 100.00%;"></div></div>	1	93	76
Total Votes Cast	170	100.00%	<div style="width: 100.00%;"><div style="width: 100.00%;"></div></div>	1	93	76
Overvotes	0			0	0	0
Undervotes	84			0	42	42

### REP State Senator, Dist 1

Vote For 1

	TOTAL	VOTE %		Absentee	Early Voting	Election Day
Bryan Hughes	190	100.00%	<div style="width: 100.00%;"><div style="width: 100.00%;"></div></div>	1	106	83
Total Votes Cast	190	100.00%	<div style="width: 100.00%;"><div style="width: 100.00%;"></div></div>	1	106	83
Overvotes	0			0	0	0
Undervotes	64			0	29	35

### REP State Rep, Dist 5

Vote For 1

	TOTAL	VOTE %		Absentee	Early Voting	Election Day
Cole Hefner	150	68.81%	<div style="width: 68.81%;"><div style="width: 68.81%;"></div></div>	1	82	67
Dewey R. Collier	68	31.19%	<div style="width: 31.19%;"><div style="width: 31.19%;"></div></div>	0	40	28
Total Votes Cast	218	100.00%	<div style="width: 100.00%;"><div style="width: 100.00%;"></div></div>	1	122	95
Overvotes	0			0	0	0
Undervotes	36			0	13	23

## Precinct 0014

### REP Justice, 12th Ct of App Dist, PI 2

Vote For 1

	TOTAL	VOTE %	Absentee	Early Voting	Election Day
Brian Hoyle	171	100.00%	1	92	78
Total Votes Cast	171	100.00%	1	92	78
Overvotes	0		0	0	0
Undervotes	83		0	43	40

### REP Dist Judge, 241st Judicial Dist

Vote For 1

	TOTAL	VOTE %	Absentee	Early Voting	Election Day
Debby Gunter	174	100.00%	0	92	82
Total Votes Cast	174	100.00%	0	92	82
Overvotes	0		0	0	0
Undervotes	80		1	43	36

### REP Dist Judge, 321st Judicial Dist

Vote For 1

	TOTAL	VOTE %	Absentee	Early Voting	Election Day
Robert Wilson	174	100.00%	0	93	81
Total Votes Cast	174	100.00%	0	93	81
Overvotes	0		0	0	0
Undervotes	80		1	42	37

### REP Criminal District Attorney

Vote For 1

	TOTAL	VOTE %	Absentee	Early Voting	Election Day
Jacob Putman	184	100.00%	1	98	85
Total Votes Cast	184	100.00%	1	98	85
Overvotes	0		0	0	0
Undervotes	70		0	37	33

### REP County Judge

Vote For 1

	TOTAL	VOTE %	Absentee	Early Voting	Election Day
Neal Franklin	181	100.00%	1	97	83
Total Votes Cast	181	100.00%	1	97	83
Overvotes	0		0	0	0
Undervotes	73		0	38	35

### REP Judge, County Court at Law No. 1

Vote For 1

	TOTAL	VOTE %	Absentee	Early Voting	Election Day
Jason Ellis	180	100.00%	1	98	81
Total Votes Cast	180	100.00%	1	98	81
Overvotes	0		0	0	0
Undervotes	74		0	37	37

## Precinct 0014

### REP Judge, County Court at Law No. 2

Vote For 1

	TOTAL	VOTE %	Absentee	Early Voting	Election Day
Taylor Heaton	176	100.00%	0	96	80
Total Votes Cast	176	100.00%	0	96	80
Overvotes	0		0	0	0
Undervotes	78		1	39	38

### REP Judge, County Court at Law No. 3

Vote For 1

	TOTAL	VOTE %	Absentee	Early Voting	Election Day
Sara Maynard	89	43.41%	0	59	30
Trevor M. Rose	23	11.22%	0	11	12
Clay White	93	45.37%	0	43	50
Total Votes Cast	205	100.00%	0	113	92
Overvotes	0		0	0	0
Undervotes	49		1	22	26

### REP District Clerk

Vote For 1

	TOTAL	VOTE %	Absentee	Early Voting	Election Day
Penny Clarkston	175	100.00%	0	94	81
Total Votes Cast	175	100.00%	0	94	81
Overvotes	0		0	0	0
Undervotes	79		1	41	37

### REP County Clerk

Vote For 1

	TOTAL	VOTE %	Absentee	Early Voting	Election Day
Karen Bryant Phillips	175	100.00%	0	95	80
Total Votes Cast	175	100.00%	0	95	80
Overvotes	0		0	0	0
Undervotes	79		1	40	38

### REP County Treasurer

Vote For 1

	TOTAL	VOTE %	Absentee	Early Voting	Election Day
Kelli R. White	148	79.14%	0	78	70
Jamie Boersma	39	20.86%	0	22	17
Total Votes Cast	187	100.00%	0	100	87
Overvotes	0		0	0	0
Undervotes	67		1	35	31

## Precinct 0014

### REP JOP Pct 5

Vote For 1

	TOTAL	VOTE %	Absentee	Early Voting	Election Day
Jon Wayne Johnson	181	100.00%	0	97	84
Total Votes Cast	181	100.00%	0	97	84
Overvotes	0		0	0	0
Undervotes	73		1	38	34

### REP County Chair

Vote For 1

	TOTAL	VOTE %	Absentee	Early Voting	Election Day
David Stein	175	100.00%	0	92	83
Total Votes Cast	175	100.00%	0	92	83
Overvotes	0		0	0	0
Undervotes	79		1	43	35

### REP Proposition 1

Vote For 1

	TOTAL	VOTE %	Absentee	Early Voting	Election Day
YES	237	94.80%	1	126	110
NO	13	5.20%	0	7	6
Total Votes Cast	250	100.00%	1	133	116
Overvotes	0		0	0	0
Undervotes	4		0	2	2

### REP Proposition 2

Vote For 1

	TOTAL	VOTE %	Absentee	Early Voting	Election Day
YES	206	83.74%	1	103	102
NO	40	16.26%	0	24	16
Total Votes Cast	246	100.00%	1	127	118
Overvotes	0		0	0	0
Undervotes	8		0	8	0

### REP Proposition 3

Vote For 1

	TOTAL	VOTE %	Absentee	Early Voting	Election Day
YES	236	94.02%	1	121	114
NO	15	5.98%	0	12	3
Total Votes Cast	251	100.00%	1	133	117
Overvotes	0		0	0	0
Undervotes	3		0	2	1

## Precinct 0014

### REP Proposition 4

Vote For 1

	TOTAL	VOTE %	Absentee	Early Voting	Election Day
YES	233	93.57%	1	121	111
NO	16	6.43%	0	11	5
Total Votes Cast	249	100.00%	1	132	116
Overvotes	0		0	0	0
Undervotes	5		0	3	2

### REP Proposition 5

Vote For 1

	TOTAL	VOTE %	Absentee	Early Voting	Election Day
YES	235	95.14%	1	123	111
NO	12	4.86%	0	8	4
Total Votes Cast	247	100.00%	1	131	115
Overvotes	0		0	0	0
Undervotes	7		0	4	3

### REP Proposition 6

Vote For 1

	TOTAL	VOTE %	Absentee	Early Voting	Election Day
YES	208	86.31%	1	105	102
NO	33	13.69%	0	20	13
Total Votes Cast	241	100.00%	1	125	115
Overvotes	0		0	0	0
Undervotes	13		0	10	3

### REP Proposition 7

Vote For 1

	TOTAL	VOTE %	Absentee	Early Voting	Election Day
YES	244	96.83%	1	130	113
NO	8	3.17%	0	3	5
Total Votes Cast	252	100.00%	1	133	118
Overvotes	0		0	0	0
Undervotes	2		0	2	0

### REP Proposition 8

Vote For 1

	TOTAL	VOTE %	Absentee	Early Voting	Election Day
YES	241	96.02%	1	123	117
NO	10	3.98%	0	9	1
Total Votes Cast	251	100.00%	1	132	118
Overvotes	0		0	0	0
Undervotes	3		0	3	0

## Precinct 0014

### REP Proposition 9

Vote For 1

	TOTAL	VOTE %		Absentee	Early Voting	Election Day
YES	224	88.89%	<div style="width: 88.89%;"><div style="width: 88.89%;"></div></div>	0	119	105
NO	28	11.11%	<div style="width: 11.11%;"><div style="width: 11.11%;"></div></div>	1	14	13
Total Votes Cast	252	100.00%	<div style="width: 100.00%;"><div style="width: 100.00%;"></div></div>	1	133	118
Overvotes	0			0	0	0
Undervotes	2			0	2	0

### REP Proposition 10

Vote For 1

	TOTAL	VOTE %		Absentee	Early Voting	Election Day
YES	239	95.98%	<div style="width: 95.98%;"><div style="width: 95.98%;"></div></div>	1	124	114
NO	10	4.02%	<div style="width: 4.02%;"><div style="width: 4.02%;"></div></div>	0	9	1
Total Votes Cast	249	100.00%	<div style="width: 100.00%;"><div style="width: 100.00%;"></div></div>	1	133	115
Overvotes	0			0	0	0
Undervotes	5			0	2	3

## Precinct 0015

Statistics	TOTAL	Absentee	Early Voting	Election Day
Registered Voters - Total	3,846			
Ballots Cast - Total	1,365	35	609	721
Ballots Cast - Republican Party	1,262	28	562	672
Ballots Cast - Democratic Party	103	7	47	49
Ballots Cast - Blank	1	0	0	1
Voter Turnout - Total	35.49%			

### REP US Rep, District 1

Vote For 1

	TOTAL	VOTE %	Absentee	Early Voting	Election Day
Aditya "A.D." Atholi	61	5.35%	1	29	31
John Porro	41	3.60%	5	12	24
Nathaniel Moran	893	78.33%	19	394	480
Joe McDaniel	145	12.72%	0	71	74
Total Votes Cast	1,140	100.00%	25	506	609
Overvotes	0		0	0	0
Undervotes	122		3	56	63

### REP Governor

Vote For 1

	TOTAL	VOTE %	Absentee	Early Voting	Election Day
Danny Harrison	8	0.64%	2	3	3
Chad Prather	16	1.28%	0	11	5
Paul Belew	3	0.24%	0	1	2
Rick Perry	26	2.08%	0	7	19
Don Huffines	98	7.83%	2	42	54
Allen B. West	210	16.77%	5	87	118
Greg Abbott	888	70.93%	19	404	465
Kandy Kaye Horn	3	0.24%	0	2	1
Total Votes Cast	1,252	100.00%	28	557	667
Overvotes	0		0	0	0
Undervotes	10		0	5	5

### REP Lieutenant Governor

Vote For 1

	TOTAL	VOTE %	Absentee	Early Voting	Election Day
Daniel Miller	149	12.75%	3	57	89
Dan Patrick	842	72.03%	18	398	426
Todd M. Bullis	7	0.60%	0	3	4
Trayce Bradford	108	9.24%	0	47	61
Aaron Sorrells	35	2.99%	2	12	21
Zach Vance	28	2.40%	4	10	14
Total Votes Cast	1,169	100.00%	27	527	615
Overvotes	0		0	0	0
Undervotes	93		1	35	57

## Precinct 0015

### REP Attorney General

Vote For 1

	TOTAL	VOTE %		Absentee	Early Voting	Election Day
George P. Bush	172	13.85%	<div style="width: 13.85%;"></div>	6	80	86
Louie Gohmert	717	57.73%	<div style="width: 57.73%;"></div>	8	322	387
Ken Paxton	289	23.27%	<div style="width: 23.27%;"></div>	9	109	171
Eva Guzman	64	5.15%	<div style="width: 5.15%;"></div>	4	41	19
Total Votes Cast	1,242	100.00%	<div style="width: 100.00%;"></div>	27	552	663
Overvotes	1			1	0	0
Undervotes	19			0	10	9

### REP Comptroller of Public Accounts

Vote For 1

	TOTAL	VOTE %		Absentee	Early Voting	Election Day
Mark V. Goloby	199	21.63%	<div style="width: 21.63%;"></div>	1	88	110
Glenn Hegar	721	78.37%	<div style="width: 78.37%;"></div>	17	329	375
Total Votes Cast	920	100.00%	<div style="width: 100.00%;"></div>	18	417	485
Overvotes	0			0	0	0
Undervotes	342			10	145	187

### REP Comm General Land Office

Vote For 1

	TOTAL	VOTE %		Absentee	Early Voting	Election Day
Dawn Buckingham	342	37.50%	<div style="width: 37.50%;"></div>	5	167	170
Don W. Minton	135	14.80%	<div style="width: 14.80%;"></div>	3	51	81
Ben Armenta	21	2.30%	<div style="width: 2.30%;"></div>	0	9	12
Rufus Lopez	18	1.97%	<div style="width: 1.97%;"></div>	0	6	12
Tim Westley	76	8.33%	<div style="width: 8.33%;"></div>	1	31	44
Jon Spiers	261	28.62%	<div style="width: 28.62%;"></div>	8	123	130
Victor Avila	46	5.04%	<div style="width: 5.04%;"></div>	0	22	24
Weston Martinez	13	1.43%	<div style="width: 1.43%;"></div>	0	6	7
Total Votes Cast	912	100.00%	<div style="width: 100.00%;"></div>	17	415	480
Overvotes	0			0	0	0
Undervotes	350			11	147	192

### REP Commissioner of Agriculture

Vote For 1

	TOTAL	VOTE %		Absentee	Early Voting	Election Day
Sid Miller	475	50.64%	<div style="width: 50.64%;"></div>	12	211	252
James White	411	43.82%	<div style="width: 43.82%;"></div>	8	188	215
Carey A. Council	52	5.54%	<div style="width: 5.54%;"></div>	0	28	24
Total Votes Cast	938	100.00%	<div style="width: 100.00%;"></div>	20	427	491
Overvotes	0			0	0	0
Undervotes	324			8	135	181



## Precinct 0015

### REP Railroad Commissioner

Vote For 1

	TOTAL	VOTE %	Absentee	Early Voting	Election Day
Tom Slocum Jr	172	17.88%	0	76	96
Marvin "Sarge" Summers	52	5.41%	0	26	26
Sarah Stogner	108	11.23%	3	51	54
Dawayne Tipton	84	8.73%	2	35	47
Wayne Christian	546	56.76%	15	256	275
Total Votes Cast	962	100.00%	20	444	498
Overvotes	0		0	0	0
Undervotes	300		8	118	174

### REP Justice, Supreme Court, PI 3

Vote For 1

	TOTAL	VOTE %	Absentee	Early Voting	Election Day
Debra Lehrmann	854	100.00%	18	379	457
Total Votes Cast	854	100.00%	18	379	457
Overvotes	0		0	0	0
Undervotes	408		10	183	215

### REP Justice, Supreme Court, PI 5

Vote For 1

	TOTAL	VOTE %	Absentee	Early Voting	Election Day
Rebeca Huddle	852	100.00%	18	376	458
Total Votes Cast	852	100.00%	18	376	458
Overvotes	0		0	0	0
Undervotes	410		10	186	214

### REP Justice, Supreme Court, PI 9

Vote For 1

	TOTAL	VOTE %	Absentee	Early Voting	Election Day
David J. Schenck	537	60.20%	8	250	279
Evan Young	355	39.80%	8	164	183
Total Votes Cast	892	100.00%	16	414	462
Overvotes	0		0	0	0
Undervotes	370		12	148	210

### REP Judge, Ct of Crim App, PI 2

Vote For 1

	TOTAL	VOTE %	Absentee	Early Voting	Election Day
Mary Lou Keel	800	100.00%	18	347	435
Total Votes Cast	800	100.00%	18	347	435
Overvotes	0		0	0	0
Undervotes	462		10	215	237

## Precinct 0015

### REP Judge, Ct of Crim App, PI 5

Vote For 1

	TOTAL	VOTE %		Absentee	Early Voting	Election Day
Clint Morgan	450	51.49%	<div style="width: 51.49%;"><div style="width: 51.49%;"></div></div>	4	219	227
Scott Walker	424	48.51%	<div style="width: 48.51%;"><div style="width: 48.51%;"></div></div>	12	188	224
Total Votes Cast	874	100.00%	<div style="width: 100.00%;"><div style="width: 100.00%;"></div></div>	16	407	451
Overvotes	0			0	0	0
Undervotes	388			12	155	221

### REP Judge, Ct of Crim App, PI 6

Vote For 1

	TOTAL	VOTE %		Absentee	Early Voting	Election Day
Jesse F. McClure, III	817	100.00%	<div style="width: 100.00%;"><div style="width: 100.00%;"></div></div>	18	361	438
Total Votes Cast	817	100.00%	<div style="width: 100.00%;"><div style="width: 100.00%;"></div></div>	18	361	438
Overvotes	0			0	0	0
Undervotes	445			10	201	234

### REP Member, State BoE, Dist 9

Vote For 1

	TOTAL	VOTE %		Absentee	Early Voting	Election Day
Keven M. Ellis	833	100.00%	<div style="width: 100.00%;"><div style="width: 100.00%;"></div></div>	18	368	447
Total Votes Cast	833	100.00%	<div style="width: 100.00%;"><div style="width: 100.00%;"></div></div>	18	368	447
Overvotes	0			0	0	0
Undervotes	429			10	194	225

### REP State Senator, Dist 1

Vote For 1

	TOTAL	VOTE %		Absentee	Early Voting	Election Day
Bryan Hughes	946	100.00%	<div style="width: 100.00%;"><div style="width: 100.00%;"></div></div>	18	423	505
Total Votes Cast	946	100.00%	<div style="width: 100.00%;"><div style="width: 100.00%;"></div></div>	18	423	505
Overvotes	0			0	0	0
Undervotes	316			10	139	167

### REP State Rep, Dist 5

Vote For 1

	TOTAL	VOTE %		Absentee	Early Voting	Election Day
Cole Hefner	875	81.47%	<div style="width: 81.47%;"><div style="width: 81.47%;"></div></div>	20	389	466
Dewey R. Collier	199	18.53%	<div style="width: 18.53%;"><div style="width: 18.53%;"></div></div>	2	94	103
Total Votes Cast	1,074	100.00%	<div style="width: 100.00%;"><div style="width: 100.00%;"></div></div>	22	483	569
Overvotes	0			0	0	0
Undervotes	188			6	79	103

## Precinct 0015

### REP Justice, 12th Ct of App Dist, PI 2

Vote For 1

	TOTAL	VOTE %	Absentee	Early Voting	Election Day
Brian Hoyle	841	100.00%	18	373	450
Total Votes Cast	841	100.00%	18	373	450
Overvotes	0		0	0	0
Undervotes	421		10	189	222

### REP Dist Judge, 241st Judicial Dist

Vote For 1

	TOTAL	VOTE %	Absentee	Early Voting	Election Day
Debby Gunter	815	100.00%	18	362	435
Total Votes Cast	815	100.00%	18	362	435
Overvotes	0		0	0	0
Undervotes	447		10	200	237

### REP Dist Judge, 321st Judicial Dist

Vote For 1

	TOTAL	VOTE %	Absentee	Early Voting	Election Day
Robert Wilson	820	100.00%	18	360	442
Total Votes Cast	820	100.00%	18	360	442
Overvotes	0		0	0	0
Undervotes	442		10	202	230

### REP Criminal District Attorney

Vote For 1

	TOTAL	VOTE %	Absentee	Early Voting	Election Day
Jacob Putman	844	100.00%	16	373	455
Total Votes Cast	844	100.00%	16	373	455
Overvotes	0		0	0	0
Undervotes	418		12	189	217

### REP County Judge

Vote For 1

	TOTAL	VOTE %	Absentee	Early Voting	Election Day
Neal Franklin	832	100.00%	18	369	445
Total Votes Cast	832	100.00%	18	369	445
Overvotes	0		0	0	0
Undervotes	430		10	193	227

### REP Judge, County Court at Law No. 1

Vote For 1

	TOTAL	VOTE %	Absentee	Early Voting	Election Day
Jason Ellis	827	100.00%	18	364	445
Total Votes Cast	827	100.00%	18	364	445
Overvotes	0		0	0	0
Undervotes	435		10	198	227

## Precinct 0015

### REP Judge, County Court at Law No. 2

Vote For 1

	TOTAL	VOTE %		Absentee	Early Voting	Election Day
Taylor Heaton	816	100.00%	<div style="width: 100%; height: 10px; background-color: #ffc107;"></div>	18	362	436
Total Votes Cast	816	100.00%	<div style="width: 100%; height: 10px; background-color: #ffc107;"></div>	18	362	436
Overvotes	0			0	0	0
Undervotes	446			10	200	236

### REP Judge, County Court at Law No. 3

Vote For 1

	TOTAL	VOTE %		Absentee	Early Voting	Election Day
Sara Maynard	436	45.09%	<div style="width: 45.09%; height: 10px; background-color: #ffc107;"></div>	14	203	219
Trevor M. Rose	79	8.17%	<div style="width: 8.17%; height: 10px; background-color: #ffc107;"></div>	0	38	41
Clay White	452	46.74%	<div style="width: 46.74%; height: 10px; background-color: #ffc107;"></div>	3	201	248
Total Votes Cast	967	100.00%	<div style="width: 100%; height: 10px; background-color: #ffc107;"></div>	17	442	508
Overvotes	0			0	0	0
Undervotes	295			11	120	164

### REP District Clerk

Vote For 1

	TOTAL	VOTE %		Absentee	Early Voting	Election Day
Penny Clarkston	847	100.00%	<div style="width: 100%; height: 10px; background-color: #ffc107;"></div>	20	378	449
Total Votes Cast	847	100.00%	<div style="width: 100%; height: 10px; background-color: #ffc107;"></div>	20	378	449
Overvotes	0			0	0	0
Undervotes	415			8	184	223

### REP County Clerk

Vote For 1

	TOTAL	VOTE %		Absentee	Early Voting	Election Day
Karen Bryant Phillips	839	100.00%	<div style="width: 100%; height: 10px; background-color: #ffc107;"></div>	18	373	448
Total Votes Cast	839	100.00%	<div style="width: 100%; height: 10px; background-color: #ffc107;"></div>	18	373	448
Overvotes	0			0	0	0
Undervotes	423			10	189	224

### REP County Treasurer

Vote For 1

	TOTAL	VOTE %		Absentee	Early Voting	Election Day
Kelli R. White	651	77.68%	<div style="width: 77.68%; height: 10px; background-color: #ffc107;"></div>	14	296	341
Jamie Boersma	187	22.32%	<div style="width: 22.32%; height: 10px; background-color: #ffc107;"></div>	0	86	101
Total Votes Cast	838	100.00%	<div style="width: 100%; height: 10px; background-color: #ffc107;"></div>	14	382	442
Overvotes	0			0	0	0
Undervotes	424			14	180	230

## Precinct 0015

### REP JOP Pct 5

Vote For 1

	TOTAL	VOTE %	Absentee	Early Voting	Election Day
Jon Wayne Johnson	841	100.00%	18	364	459
Total Votes Cast	841	100.00%	18	364	459
Overvotes	0		0	0	0
Undervotes	421		10	198	213

### REP County Chair

Vote For 1

	TOTAL	VOTE %	Absentee	Early Voting	Election Day
David Stein	823	100.00%	18	360	445
Total Votes Cast	823	100.00%	18	360	445
Overvotes	0		0	0	0
Undervotes	439		10	202	227

### REP Proposition 1

Vote For 1

	TOTAL	VOTE %	Absentee	Early Voting	Election Day
YES	1,165	95.41%	23	516	626
NO	56	4.59%	4	29	23
Total Votes Cast	1,221	100.00%	27	545	649
Overvotes	0		0	0	0
Undervotes	41		1	17	23

### REP Proposition 2

Vote For 1

	TOTAL	VOTE %	Absentee	Early Voting	Election Day
YES	885	75.19%	8	382	495
NO	292	24.81%	14	148	130
Total Votes Cast	1,177	100.00%	22	530	625
Overvotes	0		0	0	0
Undervotes	85		6	32	47

### REP Proposition 3

Vote For 1

	TOTAL	VOTE %	Absentee	Early Voting	Election Day
YES	1,102	89.52%	20	481	601
NO	129	10.48%	7	67	55
Total Votes Cast	1,231	100.00%	27	548	656
Overvotes	0		0	0	0
Undervotes	31		1	14	16

## Precinct 0015

### REP Proposition 4

Vote For 1

	TOTAL	VOTE %		Absentee	Early Voting	Election Day
YES	1,157	94.30%	<div style="width: 94.30%;"><div style="width: 94.30%;"></div></div>	22	513	622
NO	70	5.70%	<div style="width: 5.70%;"><div style="width: 5.70%;"></div></div>	5	33	32
Total Votes Cast	1,227	100.00%	<div style="width: 100.00%;"><div style="width: 100.00%;"></div></div>	27	546	654
Overvotes	0			0	0	0
Undervotes	35			1	16	18

### REP Proposition 5

Vote For 1

	TOTAL	VOTE %		Absentee	Early Voting	Election Day
YES	1,066	88.10%	<div style="width: 88.10%;"><div style="width: 88.10%;"></div></div>	16	474	576
NO	144	11.90%	<div style="width: 11.90%;"><div style="width: 11.90%;"></div></div>	10	64	70
Total Votes Cast	1,210	100.00%	<div style="width: 100.00%;"><div style="width: 100.00%;"></div></div>	26	538	646
Overvotes	0			0	0	0
Undervotes	52			2	24	26

### REP Proposition 6

Vote For 1

	TOTAL	VOTE %		Absentee	Early Voting	Election Day
YES	1,002	83.15%	<div style="width: 83.15%;"><div style="width: 83.15%;"></div></div>	18	439	545
NO	203	16.85%	<div style="width: 16.85%;"><div style="width: 16.85%;"></div></div>	7	106	90
Total Votes Cast	1,205	100.00%	<div style="width: 100.00%;"><div style="width: 100.00%;"></div></div>	25	545	635
Overvotes	1			1	0	0
Undervotes	56			2	17	37

### REP Proposition 7

Vote For 1

	TOTAL	VOTE %		Absentee	Early Voting	Election Day
YES	1,204	97.73%	<div style="width: 97.73%;"><div style="width: 97.73%;"></div></div>	23	532	649
NO	28	2.27%	<div style="width: 2.27%;"><div style="width: 2.27%;"></div></div>	4	17	7
Total Votes Cast	1,232	100.00%	<div style="width: 100.00%;"><div style="width: 100.00%;"></div></div>	27	549	656
Overvotes	0			0	0	0
Undervotes	30			1	13	16

### REP Proposition 8




Vote For 1

	TOTAL	VOTE %		Absentee	Early Voting	Election Day
YES	1,169	95.43%	<div style="width: 95.43%;"><div style="width: 95.43%;"></div></div>	26	523	620
NO	56	4.57%	<div style="width: 4.57%;"><div style="width: 4.57%;"></div></div>	0	25	31
Total Votes Cast	1,225	100.00%	<div style="width: 100.00%;"><div style="width: 100.00%;"></div></div>	26	548	651
Overvotes	0			0	0	0
Undervotes	37			2	14	21

## Precinct 0015




### REP Proposition 9

Vote For 1

	TOTAL	VOTE %		Absentee	Early Voting	Election Day
YES	1,062	86.55%		18	460	584
NO	165	13.45%		8	87	70
Total Votes Cast	1,227	100.00%		26	547	654
Overvotes	0			0	0	0
Undervotes	35			2	15	18

### REP Proposition 10

Vote For 1

	TOTAL	VOTE %		Absentee	Early Voting	Election Day
YES	1,155	94.44%		22	516	617
NO	68	5.56%		1	34	33
Total Votes Cast	1,223	100.00%		23	550	650
Overvotes	0			0	0	0
Undervotes	39			5	12	22

### Precinct 0016

#### Statistics

	TOTAL	Absentee	Early Voting	Election Day
Registered Voters - Total	1,258			
Ballots Cast - Total	264	23	154	87
Ballots Cast - Republican Party	29	0	10	19
Ballots Cast - Democratic Party	235	23	144	68
Ballots Cast - Blank	0	0	0	0
Voter Turnout - Total	20.99%			

#### REP US Rep, District 1

Vote For 1

	TOTAL	VOTE %	Absentee	Early Voting	Election Day
Aditya "A.D." Atholi	0	0.00%	0	0	0
John Porro	0	0.00%	0	0	0
Nathaniel Moran	17	65.38%	0	7	10
Joe McDaniel	9	34.62%	0	3	6
Total Votes Cast	26	100.00%	0	10	16
Overvotes	0		0	0	0
Undervotes	3		0	0	3

#### REP Governor

Vote For 1

	TOTAL	VOTE %	Absentee	Early Voting	Election Day
Danny Harrison	1	3.57%	0	0	1
Chad Prather	4	14.29%	0	0	4
Paul Belew	0	0.00%	0	0	0
Rick Perry	1	3.57%	0	0	1
Don Huffines	1	3.57%	0	1	0
Allen B. West	2	7.14%	0	0	2
Greg Abbott	19	67.86%	0	9	10
Kandy Kaye Horn	0	0.00%	0	0	0
Total Votes Cast	28	100.00%	0	10	18
Overvotes	0		0	0	0
Undervotes	1		0	0	1

#### REP Lieutenant Governor

Vote For 1

	TOTAL	VOTE %	Absentee	Early Voting	Election Day
Daniel Miller	7	28.00%	0	2	5
Dan Patrick	15	60.00%	0	6	9
Todd M. Bullis	1	4.00%	0	1	0
Trayce Bradford	0	0.00%	0	0	0
Aaron Sorrells	1	4.00%	0	0	1
Zach Vance	1	4.00%	0	0	1
Total Votes Cast	25	100.00%	0	9	16
Overvotes	0		0	0	0
Undervotes	4		0	1	3



## Precinct 0016

### REP Attorney General

Vote For 1

	TOTAL	VOTE %	Absentee	Early Voting	Election Day
George P. Bush	3	10.71%	0	0	3
Louie Gohmert	21	75.00%	0	7	14
Ken Paxton	4	14.29%	0	3	1
Eva Guzman	0	0.00%	0	0	0
Total Votes Cast	28	100.00%	0	10	18
Overvotes	0		0	0	0
Undervotes	1		0	0	1

### REP Comptroller of Public Accounts

Vote For 1

	TOTAL	VOTE %	Absentee	Early Voting	Election Day
Mark V. Goloby	10	47.62%	0	2	8
Glenn Hegar	11	52.38%	0	7	4
Total Votes Cast	21	100.00%	0	9	12
Overvotes	0		0	0	0
Undervotes	8		0	1	7

### REP Comm General Land Office

Vote For 1

	TOTAL	VOTE %	Absentee	Early Voting	Election Day
Dawn Buckingham	3	12.50%	0	2	1
Don W. Minton	6	25.00%	0	2	4
Ben Armenta	1	4.17%	0	0	1
Rufus Lopez	2	8.33%	0	1	1
Tim Westley	6	25.00%	0	2	4
Jon Spiers	2	8.33%	0	1	1
Victor Avila	1	4.17%	0	0	1
Weston Martinez	3	12.50%	0	1	2
Total Votes Cast	24	100.00%	0	9	15
Overvotes	0		0	0	0
Undervotes	5		0	1	4

### REP Commissioner of Agriculture

Vote For 1

	TOTAL	VOTE %	Absentee	Early Voting	Election Day
Sid Miller	6	26.09%	0	4	2
James White	16	69.57%	0	3	13
Carey A. Council	1	4.35%	0	1	0
Total Votes Cast	23	100.00%	0	8	15
Overvotes	0		0	0	0
Undervotes	6		0	2	4

## Precinct 0016

### REP Railroad Commissioner

Vote For 1

	TOTAL	VOTE %	Absentee	Early Voting	Election Day
Tom Slocum Jr	1	4.35%	0	0	1
Marvin "Sarge" Summers	4	17.39%	0	2	2
Sarah Stogner	3	13.04%	0	1	2
Dawayne Tipton	3	13.04%	0	1	2
Wayne Christian	12	52.17%	0	5	7
<b>Total Votes Cast</b>	<b>23</b>	<b>100.00%</b>	<b>0</b>	<b>9</b>	<b>14</b>
Overvotes	0		0	0	0
Undervotes	6		0	1	5

### REP Justice, Supreme Court, PI 3

Vote For 1

	TOTAL	VOTE %	Absentee	Early Voting	Election Day
Debra Lehrmann	19	100.00%	0	6	13
<b>Total Votes Cast</b>	<b>19</b>	<b>100.00%</b>	<b>0</b>	<b>6</b>	<b>13</b>
Overvotes	0		0	0	0
Undervotes	10		0	4	6

### REP Justice, Supreme Court, PI 5

Vote For 1

	TOTAL	VOTE %	Absentee	Early Voting	Election Day
Rebeca Huddle	17	100.00%	0	5	12
<b>Total Votes Cast</b>	<b>17</b>	<b>100.00%</b>	<b>0</b>	<b>5</b>	<b>12</b>
Overvotes	0		0	0	0
Undervotes	12		0	5	7

### REP Justice, Supreme Court, PI 9

Vote For 1

	TOTAL	VOTE %	Absentee	Early Voting	Election Day
David J. Schenck	11	57.89%	0	5	6
Evan Young	8	42.11%	0	3	5
<b>Total Votes Cast</b>	<b>19</b>	<b>100.00%</b>	<b>0</b>	<b>8</b>	<b>11</b>
Overvotes	0		0	0	0
Undervotes	10		0	2	8

### REP Judge, Ct of Crim App, PI 2

Vote For 1

	TOTAL	VOTE %	Absentee	Early Voting	Election Day
Mary Lou Keel	17	100.00%	0	5	12
<b>Total Votes Cast</b>	<b>17</b>	<b>100.00%</b>	<b>0</b>	<b>5</b>	<b>12</b>
Overvotes	0		0	0	0
Undervotes	12		0	5	7

## Precinct 0016

### REP Judge, Ct of Crim App, PI 5

Vote For 1

	TOTAL	VOTE %		Absentee	Early Voting	Election Day
Clint Morgan	15	65.22%	<div style="width: 65.22%;"><div style="width: 65.22%;"></div></div>	0	5	10
Scott Walker	8	34.78%	<div style="width: 34.78%;"><div style="width: 34.78%;"></div></div>	0	4	4
Total Votes Cast	23	100.00%	<div style="width: 100.00%;"><div style="width: 100.00%;"></div></div>	0	9	14
Overvotes	0			0	0	0
Undervotes	6			0	1	5

### REP Judge, Ct of Crim App, PI 6

Vote For 1

	TOTAL	VOTE %		Absentee	Early Voting	Election Day
Jesse F. McClure, III	18	100.00%	<div style="width: 100.00%;"><div style="width: 100.00%;"></div></div>	0	6	12
Total Votes Cast	18	100.00%	<div style="width: 100.00%;"><div style="width: 100.00%;"></div></div>	0	6	12
Overvotes	0			0	0	0
Undervotes	11			0	4	7

### REP Member, State BoE, Dist 9

Vote For 1

	TOTAL	VOTE %		Absentee	Early Voting	Election Day
Keven M. Ellis	19	100.00%	<div style="width: 100.00%;"><div style="width: 100.00%;"></div></div>	0	6	13
Total Votes Cast	19	100.00%	<div style="width: 100.00%;"><div style="width: 100.00%;"></div></div>	0	6	13
Overvotes	0			0	0	0
Undervotes	10			0	4	6

### REP State Senator, Dist 1

Vote For 1

	TOTAL	VOTE %		Absentee	Early Voting	Election Day
Bryan Hughes	21	100.00%	<div style="width: 100.00%;"><div style="width: 100.00%;"></div></div>	0	7	14
Total Votes Cast	21	100.00%	<div style="width: 100.00%;"><div style="width: 100.00%;"></div></div>	0	7	14
Overvotes	0			0	0	0
Undervotes	8			0	3	5

### REP State Rep, Dist 6

Vote For 1

	TOTAL	VOTE %		Absentee	Early Voting	Election Day
Matt Schaefer	18	75.00%	<div style="width: 75.00%;"><div style="width: 75.00%;"></div></div>	0	8	10
Charles Turner	6	25.00%	<div style="width: 25.00%;"><div style="width: 25.00%;"></div></div>	0	2	4
Total Votes Cast	24	100.00%	<div style="width: 100.00%;"><div style="width: 100.00%;"></div></div>	0	10	14
Overvotes	0			0	0	0
Undervotes	5			0	0	5

## Precinct 0016

### REP Justice, 12th Ct of App Dist, PI 2

Vote For 1

	TOTAL	VOTE %	Absentee	Early Voting	Election Day
Brian Hoyle	20	100.00%	0	7	13
Total Votes Cast	20	100.00%	0	7	13
Overvotes	0		0	0	0
Undervotes	9		0	3	6

### REP Dist Judge, 241st Judicial Dist

Vote For 1

	TOTAL	VOTE %	Absentee	Early Voting	Election Day
Debby Gunter	20	100.00%	0	7	13
Total Votes Cast	20	100.00%	0	7	13
Overvotes	0		0	0	0
Undervotes	9		0	3	6

### REP Dist Judge, 321st Judicial Dist

Vote For 1

	TOTAL	VOTE %	Absentee	Early Voting	Election Day
Robert Wilson	20	100.00%	0	6	14
Total Votes Cast	20	100.00%	0	6	14
Overvotes	0		0	0	0
Undervotes	9		0	4	5

### REP Criminal District Attorney

Vote For 1

	TOTAL	VOTE %	Absentee	Early Voting	Election Day
Jacob Putman	21	100.00%	0	7	14
Total Votes Cast	21	100.00%	0	7	14
Overvotes	0		0	0	0
Undervotes	8		0	3	5

### REP County Judge

Vote For 1

	TOTAL	VOTE %	Absentee	Early Voting	Election Day
Neal Franklin	21	100.00%	0	7	14
Total Votes Cast	21	100.00%	0	7	14
Overvotes	0		0	0	0
Undervotes	8		0	3	5

### REP Judge, County Court at Law No. 1

Vote For 1

	TOTAL	VOTE %	Absentee	Early Voting	Election Day
Jason Ellis	20	100.00%	0	6	14
Total Votes Cast	20	100.00%	0	6	14
Overvotes	0		0	0	0
Undervotes	9		0	4	5

## Precinct 0016

### REP Judge, County Court at Law No. 2

Vote For 1

	TOTAL	VOTE %		Absentee	Early Voting	Election Day
Taylor Heaton	20	100.00%	<div style="width: 100%; height: 10px; background-color: #ffc107;"></div>	0	6	14
Total Votes Cast	20	100.00%	<div style="width: 100%; height: 10px; background-color: #ffc107;"></div>	0	6	14
Overvotes	0			0	0	0
Undervotes	9			0	4	5

### REP Judge, County Court at Law No. 3

Vote For 1

	TOTAL	VOTE %		Absentee	Early Voting	Election Day
Sara Maynard	6	26.09%	<div style="width: 26.09%; height: 10px; background-color: #ffc107;"></div>	0	6	0
Trevor M. Rose	7	30.43%	<div style="width: 30.43%; height: 10px; background-color: #ffc107;"></div>	0	2	5
Clay White	10	43.48%	<div style="width: 43.48%; height: 10px; background-color: #ffc107;"></div>	0	1	9
Total Votes Cast	23	100.00%	<div style="width: 100%; height: 10px; background-color: #ffc107;"></div>	0	9	14
Overvotes	0			0	0	0
Undervotes	6			0	1	5

### REP District Clerk

Vote For 1

	TOTAL	VOTE %		Absentee	Early Voting	Election Day
Penny Clarkston	19	100.00%	<div style="width: 100%; height: 10px; background-color: #ffc107;"></div>	0	6	13
Total Votes Cast	19	100.00%	<div style="width: 100%; height: 10px; background-color: #ffc107;"></div>	0	6	13
Overvotes	0			0	0	0
Undervotes	10			0	4	6

### REP County Clerk

Vote For 1

	TOTAL	VOTE %		Absentee	Early Voting	Election Day
Karen Bryant Phillips	20	100.00%	<div style="width: 100%; height: 10px; background-color: #ffc107;"></div>	0	5	15
Total Votes Cast	20	100.00%	<div style="width: 100%; height: 10px; background-color: #ffc107;"></div>	0	5	15
Overvotes	0			0	0	0
Undervotes	9			0	5	4

### REP County Treasurer

Vote For 1

	TOTAL	VOTE %		Absentee	Early Voting	Election Day
Kelli R. White	18	81.82%	<div style="width: 81.82%; height: 10px; background-color: #ffc107;"></div>	0	7	11
Jamie Boersma	4	18.18%	<div style="width: 18.18%; height: 10px; background-color: #ffc107;"></div>	0	1	3
Total Votes Cast	22	100.00%	<div style="width: 100%; height: 10px; background-color: #ffc107;"></div>	0	8	14
Overvotes	0			0	0	0
Undervotes	7			0	2	5

## Precinct 0016

### REP County Chair

Vote For 1

	TOTAL	VOTE %		Absentee	Early Voting	Election Day
David Stein	21	100.00%	<div style="width: 100%; height: 10px; background-color: #ffc107;"></div>	0	7	14
Total Votes Cast	21	100.00%	<div style="width: 100%; height: 10px; background-color: #ffc107;"></div>	0	7	14
Overvotes	0			0	0	0
Undervotes	8			0	3	5

### REP Proposition 1

Vote For 1

	TOTAL	VOTE %		Absentee	Early Voting	Election Day
YES	27	96.43%	<div style="width: 96.43%; height: 10px; background-color: #ffc107;"></div>	0	10	17
NO	1	3.57%	<div style="width: 3.57%; height: 10px; background-color: #6c757d;"></div>	0	0	1
Total Votes Cast	28	100.00%	<div style="width: 100%; height: 10px; background-color: #ffc107;"></div>	0	10	18
Overvotes	0			0	0	0
Undervotes	1			0	0	1

### REP Proposition 2

Vote For 1

	TOTAL	VOTE %		Absentee	Early Voting	Election Day
YES	23	85.19%	<div style="width: 85.19%; height: 10px; background-color: #ffc107;"></div>	0	9	14
NO	4	14.81%	<div style="width: 14.81%; height: 10px; background-color: #6c757d;"></div>	0	1	3
Total Votes Cast	27	100.00%	<div style="width: 100%; height: 10px; background-color: #ffc107;"></div>	0	10	17
Overvotes	0			0	0	0
Undervotes	2			0	0	2

### REP Proposition 3

Vote For 1

	TOTAL	VOTE %		Absentee	Early Voting	Election Day
YES	24	85.71%	<div style="width: 85.71%; height: 10px; background-color: #ffc107;"></div>	0	8	16
NO	4	14.29%	<div style="width: 14.29%; height: 10px; background-color: #6c757d;"></div>	0	2	2
Total Votes Cast	28	100.00%	<div style="width: 100%; height: 10px; background-color: #ffc107;"></div>	0	10	18
Overvotes	0			0	0	0
Undervotes	1			0	0	1

### REP Proposition 4

Vote For 1

	TOTAL	VOTE %		Absentee	Early Voting	Election Day
YES	25	89.29%	<div style="width: 89.29%; height: 10px; background-color: #ffc107;"></div>	0	9	16
NO	3	10.71%	<div style="width: 10.71%; height: 10px; background-color: #6c757d;"></div>	0	1	2
Total Votes Cast	28	100.00%	<div style="width: 100%; height: 10px; background-color: #ffc107;"></div>	0	10	18
Overvotes	0			0	0	0
Undervotes	1			0	0	1

## Precinct 0016

### REP Proposition 5

Vote For 1

	TOTAL	VOTE %	Absentee	Early Voting	Election Day
YES	23	85.19%	0	9	14
NO	4	14.81%	0	1	3
Total Votes Cast	27	100.00%	0	10	17
Overvotes	0		0	0	0
Undervotes	2		0	0	2

### REP Proposition 6

Vote For 1

	TOTAL	VOTE %	Absentee	Early Voting	Election Day
YES	24	88.89%	0	10	14
NO	3	11.11%	0	0	3
Total Votes Cast	27	100.00%	0	10	17
Overvotes	0		0	0	0
Undervotes	2		0	0	2

### REP Proposition 7

Vote For 1

	TOTAL	VOTE %	Absentee	Early Voting	Election Day
YES	28	100.00%	0	10	18
NO	0	0.00%	0	0	0
Total Votes Cast	28	100.00%	0	10	18
Overvotes	0		0	0	0
Undervotes	1		0	0	1

### REP Proposition 8

Vote For 1

	TOTAL	VOTE %	Absentee	Early Voting	Election Day
YES	24	85.71%	0	8	16
NO	4	14.29%	0	2	2
Total Votes Cast	28	100.00%	0	10	18
Overvotes	0		0	0	0
Undervotes	1		0	0	1

### REP Proposition 9

Vote For 1

	TOTAL	VOTE %	Absentee	Early Voting	Election Day
YES	25	89.29%	0	8	17
NO	3	10.71%	0	2	1
Total Votes Cast	28	100.00%	0	10	18
Overvotes	0		0	0	0
Undervotes	1		0	0	1

## Precinct 0016

---

### REP Proposition 10

Vote For 1

	TOTAL	VOTE %		Absentee	Early Voting	Election Day
YES	28	100.00%	<div style="width: 100%; height: 10px; background-color: #f0e68c;"></div>	0	10	18
NO	0	0.00%	<div style="width: 0%; height: 10px; background-color: #d3d3d3;"></div>	0	0	0
Total Votes Cast	28	100.00%	<div style="width: 100%; height: 10px; background-color: #f0e68c;"></div>	0	10	18
Overvotes	0			0	0	0
Undervotes	1			0	0	1



## Precinct 0017

### Statistics

	TOTAL	Absentee	Early Voting	Election Day
Registered Voters - Total	1,386			
Ballots Cast - Total	337	11	166	160
Ballots Cast - Republican Party	317	6	160	151
Ballots Cast - Democratic Party	20	5	6	9
Ballots Cast - Blank	0	0	0	0
Voter Turnout - Total	24.31%			

### REP US Rep, District 1

Vote For 1

	TOTAL	VOTE %	Absentee	Early Voting	Election Day
Aditya "A.D." Atholi	14	4.88%	2	6	6
John Porro	7	2.44%	0	4	3
Nathaniel Moran	222	77.35%	2	116	104
Joe McDaniel	44	15.33%	2	25	17
Total Votes Cast	287	100.00%	6	151	130
Overvotes	0		0	0	0
Undervotes	30		0	9	21

### REP Governor

Vote For 1

	TOTAL	VOTE %	Absentee	Early Voting	Election Day
Danny Harrison	1	0.32%	0	0	1
Chad Prather	11	3.48%	0	3	8
Paul Belew	1	0.32%	0	0	1
Rick Perry	5	1.58%	0	2	3
Don Huffines	43	13.61%	0	20	23
Allen B. West	77	24.37%	0	34	43
Greg Abbott	177	56.01%	6	100	71
Kandy Kaye Horn	1	0.32%	0	1	0
Total Votes Cast	316	100.00%	6	160	150
Overvotes	0		0	0	0
Undervotes	1		0	0	1

### REP Lieutenant Governor

Vote For 1

	TOTAL	VOTE %	Absentee	Early Voting	Election Day
Daniel Miller	49	16.23%	0	19	30
Dan Patrick	196	64.90%	6	113	77
Todd M. Bullis	4	1.32%	0	3	1
Trayce Bradford	39	12.91%	0	15	24
Aaron Sorrells	6	1.99%	0	4	2
Zach Vance	8	2.65%	0	3	5
Total Votes Cast	302	100.00%	6	157	139
Overvotes	0		0	0	0
Undervotes	15		0	3	12

## Precinct 0017

### REP Attorney General

Vote For 1

	TOTAL	VOTE %	Absentee	Early Voting	Election Day
George P. Bush	21	6.75%	0	10	11
Louie Gohmert	217	69.77%	4	104	109
Ken Paxton	62	19.94%	2	39	21
Eva Guzman	11	3.54%	0	7	4
Total Votes Cast	311	100.00%	6	160	145
Overvotes	0		0	0	0
Undervotes	6		0	0	6

### REP Comptroller of Public Accounts

Vote For 1

	TOTAL	VOTE %	Absentee	Early Voting	Election Day
Mark V. Goloby	55	22.36%	2	34	19
Glenn Hegar	191	77.64%	2	101	88
Total Votes Cast	246	100.00%	4	135	107
Overvotes	0		0	0	0
Undervotes	71		2	25	44

### REP Comm General Land Office

Vote For 1

	TOTAL	VOTE %	Absentee	Early Voting	Election Day
Dawn Buckingham	80	32.39%	2	48	30
Don W. Minton	29	11.74%	0	18	11
Ben Armenta	2	0.81%	0	1	1
Rufus Lopez	6	2.43%	0	4	2
Tim Westley	31	12.55%	2	13	16
Jon Spiers	79	31.98%	2	33	44
Victor Avila	9	3.64%	0	6	3
Weston Martinez	11	4.45%	0	5	6
Total Votes Cast	247	100.00%	6	128	113
Overvotes	0		0	0	0
Undervotes	70		0	32	38

### REP Commissioner of Agriculture

Vote For 1

	TOTAL	VOTE %	Absentee	Early Voting	Election Day
Sid Miller	140	55.12%	0	85	55
James White	98	38.58%	4	38	56
Carey A. Council	16	6.30%	2	11	3
Total Votes Cast	254	100.00%	6	134	114
Overvotes	0		0	0	0
Undervotes	63		0	26	37

## Precinct 0017

### REP Railroad Commissioner

Vote For 1

	TOTAL	VOTE %	Absentee	Early Voting	Election Day
Tom Slocum Jr	37	14.18%	2	21	14
Marvin "Sarge" Summers	14	5.36%	0	9	5
Sarah Stogner	25	9.58%	0	15	10
Dawayne Tipton	24	9.20%	0	9	15
Wayne Christian	161	61.69%	4	82	75
Total Votes Cast	261	100.00%	6	136	119
Overvotes	0		0	0	0
Undervotes	56		0	24	32

### REP Justice, Supreme Court, PI 3

Vote For 1

	TOTAL	VOTE %	Absentee	Early Voting	Election Day
Debra Lehrmann	214	100.00%	6	112	96
Total Votes Cast	214	100.00%	6	112	96
Overvotes	0		0	0	0
Undervotes	103		0	48	55

### REP Justice, Supreme Court, PI 5

Vote For 1

	TOTAL	VOTE %	Absentee	Early Voting	Election Day
Rebeca Huddle	216	100.00%	6	113	97
Total Votes Cast	216	100.00%	6	113	97
Overvotes	0		0	0	0
Undervotes	101		0	47	54

### REP Justice, Supreme Court, PI 9

Vote For 1

	TOTAL	VOTE %	Absentee	Early Voting	Election Day
David J. Schenck	140	59.32%	2	74	64
Evan Young	96	40.68%	4	48	44
Total Votes Cast	236	100.00%	6	122	108
Overvotes	0		0	0	0
Undervotes	81		0	38	43

### REP Judge, Ct of Crim App, PI 2

Vote For 1

	TOTAL	VOTE %	Absentee	Early Voting	Election Day
Mary Lou Keel	205	100.00%	6	105	94
Total Votes Cast	205	100.00%	6	105	94
Overvotes	0		0	0	0
Undervotes	112		0	55	57

## Precinct 0017

### REP Judge, Ct of Crim App, PI 5

Vote For 1

	TOTAL	VOTE %		Absentee	Early Voting	Election Day
Clint Morgan	127	57.21%	<div style="width: 57.21%;"><div style="width: 57.21%;"></div></div>	2	75	50
Scott Walker	95	42.79%	<div style="width: 42.79%;"><div style="width: 42.79%;"></div></div>	2	45	48
Total Votes Cast	222	100.00%	<div style="width: 100.00%;"><div style="width: 100.00%;"></div></div>	4	120	98
Overvotes	0			0	0	0
Undervotes	95			2	40	53

### REP Judge, Ct of Crim App, PI 6

Vote For 1

	TOTAL	VOTE %		Absentee	Early Voting	Election Day
Jesse F. McClure, III	209	100.00%	<div style="width: 100.00%;"><div style="width: 100.00%;"></div></div>	6	111	92
Total Votes Cast	209	100.00%	<div style="width: 100.00%;"><div style="width: 100.00%;"></div></div>	6	111	92
Overvotes	0			0	0	0
Undervotes	108			0	49	59

### REP Member, State BoE, Dist 9

Vote For 1

	TOTAL	VOTE %		Absentee	Early Voting	Election Day
Keven M. Ellis	211	100.00%	<div style="width: 100.00%;"><div style="width: 100.00%;"></div></div>	6	113	92
Total Votes Cast	211	100.00%	<div style="width: 100.00%;"><div style="width: 100.00%;"></div></div>	6	113	92
Overvotes	0			0	0	0
Undervotes	106			0	47	59

### REP State Senator, Dist 1

Vote For 1

	TOTAL	VOTE %		Absentee	Early Voting	Election Day
Bryan Hughes	257	100.00%	<div style="width: 100.00%;"><div style="width: 100.00%;"></div></div>	6	133	118
Total Votes Cast	257	100.00%	<div style="width: 100.00%;"><div style="width: 100.00%;"></div></div>	6	133	118
Overvotes	0			0	0	0
Undervotes	60			0	27	33

### REP State Rep, Dist 5

Vote For 1

	TOTAL	VOTE %		Absentee	Early Voting	Election Day
Cole Hefner	191	69.71%	<div style="width: 69.71%;"><div style="width: 69.71%;"></div></div>	6	106	79
Dewey R. Collier	83	30.29%	<div style="width: 30.29%;"><div style="width: 30.29%;"></div></div>	0	36	47
Total Votes Cast	274	100.00%	<div style="width: 100.00%;"><div style="width: 100.00%;"></div></div>	6	142	126
Overvotes	0			0	0	0
Undervotes	43			0	18	25

## Precinct 0017

### REP Justice, 12th Ct of App Dist, PI 2

Vote For 1

	TOTAL	VOTE %	Absentee	Early Voting	Election Day
Brian Hoyle	214	100.00%	6	115	93
Total Votes Cast	214	100.00%	6	115	93
Overvotes	0		0	0	0
Undervotes	103		0	45	58

### REP Dist Judge, 241st Judicial Dist

Vote For 1

	TOTAL	VOTE %	Absentee	Early Voting	Election Day
Debby Gunter	203	100.00%	6	113	84
Total Votes Cast	203	100.00%	6	113	84
Overvotes	0		0	0	0
Undervotes	114		0	47	67

### REP Dist Judge, 321st Judicial Dist

Vote For 1

	TOTAL	VOTE %	Absentee	Early Voting	Election Day
Robert Wilson	207	100.00%	6	114	87
Total Votes Cast	207	100.00%	6	114	87
Overvotes	0		0	0	0
Undervotes	110		0	46	64

### REP Criminal District Attorney

Vote For 1

	TOTAL	VOTE %	Absentee	Early Voting	Election Day
Jacob Putman	207	100.00%	6	113	88
Total Votes Cast	207	100.00%	6	113	88
Overvotes	0		0	0	0
Undervotes	110		0	47	63

### REP County Judge

Vote For 1

	TOTAL	VOTE %	Absentee	Early Voting	Election Day
Neal Franklin	205	100.00%	6	111	88
Total Votes Cast	205	100.00%	6	111	88
Overvotes	0		0	0	0
Undervotes	112		0	49	63

### REP Judge, County Court at Law No. 1

Vote For 1

	TOTAL	VOTE %	Absentee	Early Voting	Election Day
Jason Ellis	215	100.00%	6	116	93
Total Votes Cast	215	100.00%	6	116	93
Overvotes	0		0	0	0
Undervotes	102		0	44	58

## Precinct 0017

### REP Judge, County Court at Law No. 2

Vote For 1

	TOTAL	VOTE %		Absentee	Early Voting	Election Day
Taylor Heaton	205	100.00%	<div style="width: 100%; height: 10px; background-color: #ffc107;"></div>	6	111	88
Total Votes Cast	205	100.00%	<div style="width: 100%; height: 10px; background-color: #ffc107;"></div>	6	111	88
Overvotes	0			0	0	0
Undervotes	112			0	49	63

### REP Judge, County Court at Law No. 3

Vote For 1

	TOTAL	VOTE %		Absentee	Early Voting	Election Day
Sara Maynard	120	49.59%	<div style="width: 49.59%; height: 10px; background-color: #ffc107;"></div>	4	52	64
Trevor M. Rose	28	11.57%	<div style="width: 11.57%; height: 10px; background-color: #ffc107;"></div>	0	18	10
Clay White	94	38.84%	<div style="width: 38.84%; height: 10px; background-color: #ffc107;"></div>	2	57	35
Total Votes Cast	242	100.00%	<div style="width: 100%; height: 10px; background-color: #ffc107;"></div>	6	127	109
Overvotes	0			0	0	0
Undervotes	75			0	33	42

### REP District Clerk

Vote For 1

	TOTAL	VOTE %		Absentee	Early Voting	Election Day
Penny Clarkston	207	100.00%	<div style="width: 100%; height: 10px; background-color: #ffc107;"></div>	6	112	89
Total Votes Cast	207	100.00%	<div style="width: 100%; height: 10px; background-color: #ffc107;"></div>	6	112	89
Overvotes	0			0	0	0
Undervotes	110			0	48	62

### REP County Clerk

Vote For 1

	TOTAL	VOTE %		Absentee	Early Voting	Election Day
Karen Bryant Phillips	211	100.00%	<div style="width: 100%; height: 10px; background-color: #ffc107;"></div>	6	117	88
Total Votes Cast	211	100.00%	<div style="width: 100%; height: 10px; background-color: #ffc107;"></div>	6	117	88
Overvotes	0			0	0	0
Undervotes	106			0	43	63

### REP County Treasurer

Vote For 1

	TOTAL	VOTE %		Absentee	Early Voting	Election Day
Kelli R. White	157	71.36%	<div style="width: 71.36%; height: 10px; background-color: #ffc107;"></div>	4	84	69
Jamie Boersma	63	28.64%	<div style="width: 28.64%; height: 10px; background-color: #ffc107;"></div>	2	33	28
Total Votes Cast	220	100.00%	<div style="width: 100%; height: 10px; background-color: #ffc107;"></div>	6	117	97
Overvotes	0			0	0	0
Undervotes	97			0	43	54

## Precinct 0017

### REP JOP Pct 5

Vote For 1

	TOTAL	VOTE %	Absentee	Early Voting	Election Day
Jon Wayne Johnson	213	100.00%	6	115	92
Total Votes Cast	213	100.00%	6	115	92
Overvotes	0		0	0	0
Undervotes	104		0	45	59

### REP County Chair

Vote For 1

	TOTAL	VOTE %	Absentee	Early Voting	Election Day
David Stein	205	100.00%	6	107	92
Total Votes Cast	205	100.00%	6	107	92
Overvotes	0		0	0	0
Undervotes	112		0	53	59

### REP Proposition 1

Vote For 1

	TOTAL	VOTE %	Absentee	Early Voting	Election Day
YES	301	98.05%	6	152	143
NO	6	1.95%	0	3	3
Total Votes Cast	307	100.00%	6	155	146
Overvotes	0		0	0	0
Undervotes	10		0	5	5

### REP Proposition 2

Vote For 1

	TOTAL	VOTE %	Absentee	Early Voting	Election Day
YES	248	82.67%	4	116	128
NO	52	17.33%	2	34	16
Total Votes Cast	300	100.00%	6	150	144
Overvotes	0		0	0	0
Undervotes	17		0	10	7

### REP Proposition 3

Vote For 1

	TOTAL	VOTE %	Absentee	Early Voting	Election Day
YES	286	91.96%	4	141	141
NO	25	8.04%	2	16	7
Total Votes Cast	311	100.00%	6	157	148
Overvotes	0		0	0	0
Undervotes	6		0	3	3

## Precinct 0017

### REP Proposition 4

Vote For 1

	TOTAL	VOTE %		Absentee	Early Voting	Election Day
YES	297	95.19%	<div style="width: 95.19%;"><div style="width: 95.19%;"></div></div>	6	149	142
NO	15	4.81%	<div style="width: 4.81%;"><div style="width: 4.81%;"></div></div>	0	8	7
Total Votes Cast	312	100.00%	<div style="width: 100.00%;"><div style="width: 100.00%;"></div></div>	6	157	149
Overvotes	0			0	0	0
Undervotes	5			0	3	2

### REP Proposition 5

Vote For 1

	TOTAL	VOTE %		Absentee	Early Voting	Election Day
YES	285	91.94%	<div style="width: 91.94%;"><div style="width: 91.94%;"></div></div>	6	140	139
NO	25	8.06%	<div style="width: 8.06%;"><div style="width: 8.06%;"></div></div>	0	16	9
Total Votes Cast	310	100.00%	<div style="width: 100.00%;"><div style="width: 100.00%;"></div></div>	6	156	148
Overvotes	0			0	0	0
Undervotes	7			0	4	3

### REP Proposition 6

Vote For 1

	TOTAL	VOTE %		Absentee	Early Voting	Election Day
YES	277	92.33%	<div style="width: 92.33%;"><div style="width: 92.33%;"></div></div>	6	141	130
NO	23	7.67%	<div style="width: 7.67%;"><div style="width: 7.67%;"></div></div>	0	11	12
Total Votes Cast	300	100.00%	<div style="width: 100.00%;"><div style="width: 100.00%;"></div></div>	6	152	142
Overvotes	0			0	0	0
Undervotes	17			0	8	9

### REP Proposition 7

Vote For 1

	TOTAL	VOTE %		Absentee	Early Voting	Election Day
YES	306	98.71%	<div style="width: 98.71%;"><div style="width: 98.71%;"></div></div>	6	153	147
NO	4	1.29%	<div style="width: 1.29%;"><div style="width: 1.29%;"></div></div>	0	3	1
Total Votes Cast	310	100.00%	<div style="width: 100.00%;"><div style="width: 100.00%;"></div></div>	6	156	148
Overvotes	0			0	0	0
Undervotes	7			0	4	3

### REP Proposition 8

Vote For 1

	TOTAL	VOTE %		Absentee	Early Voting	Election Day
YES	302	97.42%	<div style="width: 97.42%;"><div style="width: 97.42%;"></div></div>	6	153	143
NO	8	2.58%	<div style="width: 2.58%;"><div style="width: 2.58%;"></div></div>	0	4	4
Total Votes Cast	310	100.00%	<div style="width: 100.00%;"><div style="width: 100.00%;"></div></div>	6	157	147
Overvotes	0			0	0	0
Undervotes	7			0	3	4



## Precinct 0017

### REP Proposition 9

Vote For 1

	TOTAL	VOTE %		Absentee	Early Voting	Election Day
YES	291	94.17%	<div style="width: 94.17%; height: 10px; background-color: #f0e68c;"></div>	6	145	140
NO	18	5.83%	<div style="width: 5.83%; height: 10px; background-color: #d3d3d3;"></div>	0	9	9
Total Votes Cast	309	100.00%	<div style="width: 100.00%; height: 10px; background-color: #f0e68c;"></div>	6	154	149
Overvotes	0			0	0	0
Undervotes	8			0	6	2

### REP Proposition 10

Vote For 1

	TOTAL	VOTE %		Absentee	Early Voting	Election Day
YES	307	98.71%	<div style="width: 98.71%; height: 10px; background-color: #f0e68c;"></div>	6	152	149
NO	4	1.29%	<div style="width: 1.29%; height: 10px; background-color: #d3d3d3;"></div>	0	3	1
Total Votes Cast	311	100.00%	<div style="width: 100.00%; height: 10px; background-color: #f0e68c;"></div>	6	155	150
Overvotes	0			0	0	0
Undervotes	6			0	5	1

## Precinct 0018

### Statistics

	TOTAL	Absentee	Early Voting	Election Day
Registered Voters - Total	2,129			
Ballots Cast - Total	212	24	123	65
Ballots Cast - Republican Party	13	1	8	4
Ballots Cast - Democratic Party	199	23	115	61
Ballots Cast - Blank	0	0	0	0
Voter Turnout - Total	9.96%			

### REP US Rep, District 1

Vote For 1

	TOTAL	VOTE %	Absentee	Early Voting	Election Day
Aditya "A.D." Atholi	0	0.00%	0	0	0
John Porro	1	7.69%	0	0	1
Nathaniel Moran	8	61.54%	1	4	3
Joe McDaniel	4	30.77%	0	4	0
Total Votes Cast	13	100.00%	1	8	4
Overvotes	0		0	0	0
Undervotes	0		0	0	0

### REP Governor

Vote For 1

	TOTAL	VOTE %	Absentee	Early Voting	Election Day
Danny Harrison	0	0.00%	0	0	0
Chad Prather	0	0.00%	0	0	0
Paul Belew	0	0.00%	0	0	0
Rick Perry	0	0.00%	0	0	0
Don Huffines	1	7.69%	0	1	0
Allen B. West	3	23.08%	1	2	0
Greg Abbott	9	69.23%	0	5	4
Kandy Kaye Horn	0	0.00%	0	0	0
Total Votes Cast	13	100.00%	1	8	4
Overvotes	0		0	0	0
Undervotes	0		0	0	0

### REP Lieutenant Governor

Vote For 1

	TOTAL	VOTE %	Absentee	Early Voting	Election Day
Daniel Miller	3	25.00%	0	3	0
Dan Patrick	8	66.67%	1	4	3
Todd M. Bullis	0	0.00%	0	0	0
Trayce Bradford	1	8.33%	0	1	0
Aaron Sorrells	0	0.00%	0	0	0
Zach Vance	0	0.00%	0	0	0
Total Votes Cast	12	100.00%	1	8	3
Overvotes	0		0	0	0
Undervotes	1		0	0	1

## Precinct 0018

### REP Attorney General

Vote For 1

	TOTAL	VOTE %	Absentee	Early Voting	Election Day
George P. Bush	2	16.67%	0	2	0
Louie Gohmert	5	41.67%	1	3	1
Ken Paxton	3	25.00%	0	2	1
Eva Guzman	2	16.67%	0	1	1
<b>Total Votes Cast</b>	<b>12</b>	<b>100.00%</b>	<b>1</b>	<b>8</b>	<b>3</b>
Overvotes	0		0	0	0
Undervotes	1		0	0	1

### REP Comptroller of Public Accounts

Vote For 1

	TOTAL	VOTE %	Absentee	Early Voting	Election Day
Mark V. Goloby	4	44.44%	0	3	1
Glenn Hegar	5	55.56%	1	2	2
<b>Total Votes Cast</b>	<b>9</b>	<b>100.00%</b>	<b>1</b>	<b>5</b>	<b>3</b>
Overvotes	0		0	0	0
Undervotes	4		0	3	1

### REP Comm General Land Office

Vote For 1

	TOTAL	VOTE %	Absentee	Early Voting	Election Day
Dawn Buckingham	5	45.45%	1	4	0
Don W. Minton	1	9.09%	0	0	1
Ben Armenta	0	0.00%	0	0	0
Rufus Lopez	0	0.00%	0	0	0
Tim Westley	0	0.00%	0	0	0
Jon Spiers	0	0.00%	0	0	0
Victor Avila	2	18.18%	0	2	0
Weston Martinez	3	27.27%	0	2	1
<b>Total Votes Cast</b>	<b>11</b>	<b>100.00%</b>	<b>1</b>	<b>8</b>	<b>2</b>
Overvotes	0		0	0	0
Undervotes	2		0	0	2

### REP Commissioner of Agriculture

Vote For 1

	TOTAL	VOTE %	Absentee	Early Voting	Election Day
Sid Miller	4	40.00%	1	2	1
James White	5	50.00%	0	4	1
Carey A. Council	1	10.00%	0	1	0
<b>Total Votes Cast</b>	<b>10</b>	<b>100.00%</b>	<b>1</b>	<b>7</b>	<b>2</b>
Overvotes	0		0	0	0
Undervotes	3		0	1	2

## Precinct 0018

### REP Railroad Commissioner

Vote For 1

	TOTAL	VOTE %	Absentee	Early Voting	Election Day
Tom Slocum Jr	2	18.18%	0	1	1
Marvin "Sarge" Summers	1	9.09%	0	1	0
Sarah Stogner	2	18.18%	0	2	0
Dawayne Tipton	0	0.00%	0	0	0
Wayne Christian	6	54.55%	1	4	1
<b>Total Votes Cast</b>	<b>11</b>	<b>100.00%</b>	<b>1</b>	<b>8</b>	<b>2</b>
Overvotes	0		0	0	0
Undervotes	2		0	0	2

### REP Justice, Supreme Court, PI 3

Vote For 1

	TOTAL	VOTE %	Absentee	Early Voting	Election Day
Debra Lehrmann	8	100.00%	1	6	1
<b>Total Votes Cast</b>	<b>8</b>	<b>100.00%</b>	<b>1</b>	<b>6</b>	<b>1</b>
Overvotes	0		0	0	0
Undervotes	5		0	2	3

### REP Justice, Supreme Court, PI 5

Vote For 1

	TOTAL	VOTE %	Absentee	Early Voting	Election Day
Rebeca Huddle	8	100.00%	1	5	2
<b>Total Votes Cast</b>	<b>8</b>	<b>100.00%</b>	<b>1</b>	<b>5</b>	<b>2</b>
Overvotes	0		0	0	0
Undervotes	5		0	3	2

### REP Justice, Supreme Court, PI 9

Vote For 1

	TOTAL	VOTE %	Absentee	Early Voting	Election Day
David J. Schenck	7	77.78%	1	4	2
Evan Young	2	22.22%	0	1	1
<b>Total Votes Cast</b>	<b>9</b>	<b>100.00%</b>	<b>1</b>	<b>5</b>	<b>3</b>
Overvotes	0		0	0	0
Undervotes	4		0	3	1

### REP Judge, Ct of Crim App, PI 2

Vote For 1

	TOTAL	VOTE %	Absentee	Early Voting	Election Day
Mary Lou Keel	5	100.00%	1	3	1
<b>Total Votes Cast</b>	<b>5</b>	<b>100.00%</b>	<b>1</b>	<b>3</b>	<b>1</b>
Overvotes	0		0	0	0
Undervotes	8		0	5	3

## Precinct 0018

### REP Judge, Ct of Crim App, PI 5

Vote For 1

	TOTAL	VOTE %		Absentee	Early Voting	Election Day
Clint Morgan	6	54.55%	<div style="width: 54.55%;"><div style="width: 54.55%;"></div></div>	1	4	1
Scott Walker	5	45.45%	<div style="width: 45.45%;"><div style="width: 45.45%;"></div></div>	0	3	2
Total Votes Cast	11	100.00%	<div style="width: 100.00%;"><div style="width: 100.00%;"></div></div>	1	7	3
Overvotes	0			0	0	0
Undervotes	2			0	1	1

### REP Judge, Ct of Crim App, PI 6

Vote For 1

	TOTAL	VOTE %		Absentee	Early Voting	Election Day
Jesse F. McClure, III	7	100.00%	<div style="width: 100.00%;"><div style="width: 100.00%;"></div></div>	1	4	2
Total Votes Cast	7	100.00%	<div style="width: 100.00%;"><div style="width: 100.00%;"></div></div>	1	4	2
Overvotes	0			0	0	0
Undervotes	6			0	4	2

### REP Member, State BoE, Dist 9

Vote For 1

	TOTAL	VOTE %		Absentee	Early Voting	Election Day
Keven M. Ellis	8	100.00%	<div style="width: 100.00%;"><div style="width: 100.00%;"></div></div>	1	5	2
Total Votes Cast	8	100.00%	<div style="width: 100.00%;"><div style="width: 100.00%;"></div></div>	1	5	2
Overvotes	0			0	0	0
Undervotes	5			0	3	2

### REP State Senator, Dist 1

Vote For 1

	TOTAL	VOTE %		Absentee	Early Voting	Election Day
Bryan Hughes	9	100.00%	<div style="width: 100.00%;"><div style="width: 100.00%;"></div></div>	1	5	3
Total Votes Cast	9	100.00%	<div style="width: 100.00%;"><div style="width: 100.00%;"></div></div>	1	5	3
Overvotes	0			0	0	0
Undervotes	4			0	3	1

### REP State Rep, Dist 6

Vote For 1

	TOTAL	VOTE %		Absentee	Early Voting	Election Day
Matt Schaefer	6	54.55%	<div style="width: 54.55%;"><div style="width: 54.55%;"></div></div>	1	4	1
Charles Turner	5	45.45%	<div style="width: 45.45%;"><div style="width: 45.45%;"></div></div>	0	4	1
Total Votes Cast	11	100.00%	<div style="width: 100.00%;"><div style="width: 100.00%;"></div></div>	1	8	2
Overvotes	0			0	0	0
Undervotes	2			0	0	2

## Precinct 0018

### REP Justice, 12th Ct of App Dist, PI 2

Vote For 1

	TOTAL	VOTE %	Absentee	Early Voting	Election Day
Brian Hoyle	8	100.00%	1	5	2
Total Votes Cast	8	100.00%	1	5	2
Overvotes	0		0	0	0
Undervotes	5		0	3	2

### REP Dist Judge, 241st Judicial Dist

Vote For 1

	TOTAL	VOTE %	Absentee	Early Voting	Election Day
Debby Gunter	10	100.00%	1	8	1
Total Votes Cast	10	100.00%	1	8	1
Overvotes	0		0	0	0
Undervotes	3		0	0	3

### REP Dist Judge, 321st Judicial Dist

Vote For 1

	TOTAL	VOTE %	Absentee	Early Voting	Election Day
Robert Wilson	9	100.00%	1	6	2
Total Votes Cast	9	100.00%	1	6	2
Overvotes	0		0	0	0
Undervotes	4		0	2	2

### REP Criminal District Attorney

Vote For 1

	TOTAL	VOTE %	Absentee	Early Voting	Election Day
Jacob Putman	10	100.00%	1	7	2
Total Votes Cast	10	100.00%	1	7	2
Overvotes	0		0	0	0
Undervotes	3		0	1	2

### REP County Judge

Vote For 1

	TOTAL	VOTE %	Absentee	Early Voting	Election Day
Neal Franklin	10	100.00%	1	7	2
Total Votes Cast	10	100.00%	1	7	2
Overvotes	0		0	0	0
Undervotes	3		0	1	2

### REP Judge, County Court at Law No. 1

Vote For 1

	TOTAL	VOTE %	Absentee	Early Voting	Election Day
Jason Ellis	9	100.00%	1	7	1
Total Votes Cast	9	100.00%	1	7	1
Overvotes	0		0	0	0
Undervotes	4		0	1	3

## Precinct 0018

### REP Judge, County Court at Law No. 2

Vote For 1

	TOTAL	VOTE %		Absentee	Early Voting	Election Day
Taylor Heaton	9	100.00%	<div style="width: 100%; height: 10px; background-color: #ffc107;"></div>	1	6	2
Total Votes Cast	9	100.00%	<div style="width: 100%; height: 10px; background-color: #ffc107;"></div>	1	6	2
Overvotes	0			0	0	0
Undervotes	4			0	2	2

### REP Judge, County Court at Law No. 3

Vote For 1

	TOTAL	VOTE %		Absentee	Early Voting	Election Day
Sara Maynard	3	30.00%	<div style="width: 30%; height: 10px; background-color: #ffc107;"></div>	1	1	1
Trevor M. Rose	1	10.00%	<div style="width: 10%; height: 10px; background-color: #ffc107;"></div>	0	0	1
Clay White	6	60.00%	<div style="width: 60%; height: 10px; background-color: #ffc107;"></div>	0	6	0
Total Votes Cast	10	100.00%	<div style="width: 100%; height: 10px; background-color: #ffc107;"></div>	1	7	2
Overvotes	0			0	0	0
Undervotes	3			0	1	2

### REP District Clerk

Vote For 1

	TOTAL	VOTE %		Absentee	Early Voting	Election Day
Penny Clarkston	10	100.00%	<div style="width: 100%; height: 10px; background-color: #ffc107;"></div>	1	7	2
Total Votes Cast	10	100.00%	<div style="width: 100%; height: 10px; background-color: #ffc107;"></div>	1	7	2
Overvotes	0			0	0	0
Undervotes	3			0	1	2

### REP County Clerk

Vote For 1

	TOTAL	VOTE %		Absentee	Early Voting	Election Day
Karen Bryant Phillips	9	100.00%	<div style="width: 100%; height: 10px; background-color: #ffc107;"></div>	1	6	2
Total Votes Cast	9	100.00%	<div style="width: 100%; height: 10px; background-color: #ffc107;"></div>	1	6	2
Overvotes	0			0	0	0
Undervotes	4			0	2	2

### REP County Treasurer


Vote For 1

	TOTAL	VOTE %		Absentee	Early Voting	Election Day
Kelli R. White	4	44.44%	<div style="width: 44.44%; height: 10px; background-color: #ffc107;"></div>	0	3	1
Jamie Boersma	5	55.56%	<div style="width: 55.56%; height: 10px; background-color: #ffc107;"></div>	1	4	0
Total Votes Cast	9	100.00%	<div style="width: 100%; height: 10px; background-color: #ffc107;"></div>	1	7	1
Overvotes	0			0	0	0
Undervotes	4			0	1	3

## Precinct 0018


### REP County Chair

Vote For 1

	TOTAL	VOTE %		Absentee	Early Voting	Election Day
David Stein	8	100.00%		1	6	1
Total Votes Cast	8	100.00%		1	6	1
Overvotes	0			0	0	0
Undervotes	5			0	2	3


### REP Proposition 1

Vote For 1

	TOTAL	VOTE %		Absentee	Early Voting	Election Day
YES	11	91.67%		1	6	4
NO	1	8.33%		0	1	0
Total Votes Cast	12	100.00%		1	7	4
Overvotes	0			0	0	0
Undervotes	1			0	1	0


### REP Proposition 2

Vote For 1

	TOTAL	VOTE %		Absentee	Early Voting	Election Day
YES	9	75.00%		1	5	3
NO	3	25.00%		0	2	1
Total Votes Cast	12	100.00%		1	7	4
Overvotes	0			0	0	0
Undervotes	1			0	1	0


### REP Proposition 3

Vote For 1

	TOTAL	VOTE %		Absentee	Early Voting	Election Day
YES	10	76.92%		1	6	3
NO	3	23.08%		0	2	1
Total Votes Cast	13	100.00%		1	8	4
Overvotes	0			0	0	0
Undervotes	0			0	0	0

### REP Proposition 4

Vote For 1

	TOTAL	VOTE %		Absentee	Early Voting	Election Day
YES	10	83.33%		1	6	3
NO	2	16.67%		0	2	0
Total Votes Cast	12	100.00%		1	8	3
Overvotes	0			0	0	0
Undervotes	1			0	0	1



## Precinct 0018

### REP Proposition 5

Vote For 1

	TOTAL	VOTE %		Absentee	Early Voting	Election Day
YES	9	69.23%	<div style="width: 69.23%;"><div style="width: 69.23%;"></div></div>	1	4	4
NO	4	30.77%	<div style="width: 30.77%;"><div style="width: 30.77%;"></div></div>	0	4	0
Total Votes Cast	13	100.00%	<div style="width: 100.00%;"><div style="width: 100.00%;"></div></div>	1	8	4
Overvotes	0			0	0	0
Undervotes	0			0	0	0

### REP Proposition 6

Vote For 1

	TOTAL	VOTE %		Absentee	Early Voting	Election Day
YES	11	84.62%	<div style="width: 84.62%;"><div style="width: 84.62%;"></div></div>	1	6	4
NO	2	15.38%	<div style="width: 15.38%;"><div style="width: 15.38%;"></div></div>	0	2	0
Total Votes Cast	13	100.00%	<div style="width: 100.00%;"><div style="width: 100.00%;"></div></div>	1	8	4
Overvotes	0			0	0	0
Undervotes	0			0	0	0

### REP Proposition 7

Vote For 1

	TOTAL	VOTE %		Absentee	Early Voting	Election Day
YES	12	92.31%	<div style="width: 92.31%;"><div style="width: 92.31%;"></div></div>	1	7	4
NO	1	7.69%	<div style="width: 7.69%;"><div style="width: 7.69%;"></div></div>	0	1	0
Total Votes Cast	13	100.00%	<div style="width: 100.00%;"><div style="width: 100.00%;"></div></div>	1	8	4
Overvotes	0			0	0	0
Undervotes	0			0	0	0

### REP Proposition 8

Vote For 1

	TOTAL	VOTE %		Absentee	Early Voting	Election Day
YES	10	76.92%	<div style="width: 76.92%;"><div style="width: 76.92%;"></div></div>	1	5	4
NO	3	23.08%	<div style="width: 23.08%;"><div style="width: 23.08%;"></div></div>	0	3	0
Total Votes Cast	13	100.00%	<div style="width: 100.00%;"><div style="width: 100.00%;"></div></div>	1	8	4
Overvotes	0			0	0	0
Undervotes	0			0	0	0

### REP Proposition 9

Vote For 1




	TOTAL	VOTE %		Absentee	Early Voting	Election Day
YES	11	84.62%	<div style="width: 84.62%;"><div style="width: 84.62%;"></div></div>	1	6	4
NO	2	15.38%	<div style="width: 15.38%;"><div style="width: 15.38%;"></div></div>	0	2	0
Total Votes Cast	13	100.00%	<div style="width: 100.00%;"><div style="width: 100.00%;"></div></div>	1	8	4
Overvotes	0			0	0	0
Undervotes	0			0	0	0

## Precinct 0018

---

### REP Proposition 10

Vote For 1

	TOTAL	VOTE %		Absentee	Early Voting	Election Day
YES	12	92.31%		1	7	4
NO	1	7.69%		0	1	0
Total Votes Cast	13	100.00%		1	8	4
Overvotes	0			0	0	0
Undervotes	0			0	0	0

### Precinct 0019

Statistics	TOTAL	Absentee	Early Voting	Election Day
Registered Voters - Total	5,212			
Ballots Cast - Total	1,155	32	674	449
Ballots Cast - Republican Party	1,064	21	621	422
Ballots Cast - Democratic Party	91	11	53	27
Ballots Cast - Blank	0	0	0	0
Voter Turnout - Total	22.16%			

#### REP US Rep, District 1

Vote For 1

	TOTAL	VOTE %	Absentee	Early Voting	Election Day
Aditya "A.D." Atholi	40	4.14%	1	25	14
John Porro	43	4.45%	0	19	24
Nathaniel Moran	765	79.11%	20	462	283
Joe McDaniel	119	12.31%	0	68	51
Total Votes Cast	967	100.00%	21	574	372
Overvotes	0		0	0	0
Undervotes	97		0	47	50

#### REP Governor

Vote For 1

	TOTAL	VOTE %	Absentee	Early Voting	Election Day
Danny Harrison	1	0.10%	0	0	1
Chad Prather	46	4.37%	1	15	30
Paul Belew	0	0.00%	0	0	0
Rick Perry	17	1.61%	0	13	4
Don Huffines	89	8.45%	1	44	44
Allen B. West	200	18.99%	2	110	88
Greg Abbott	699	66.38%	17	431	251
Kandy Kaye Horn	1	0.10%	0	1	0
Total Votes Cast	1,053	100.00%	21	614	418
Overvotes	0		0	0	0
Undervotes	11		0	7	4

#### REP Lieutenant Governor

Vote For 1

	TOTAL	VOTE %	Absentee	Early Voting	Election Day
Daniel Miller	156	15.62%	3	76	77
Dan Patrick	702	70.27%	16	441	245
Todd M. Bullis	12	1.20%	1	6	5
Trayce Bradford	86	8.61%	1	45	40
Aaron Sorrells	28	2.80%	0	13	15
Zach Vance	15	1.50%	0	8	7
Total Votes Cast	999	100.00%	21	589	389
Overvotes	0		0	0	0
Undervotes	65		0	32	33

## Precinct 0019

### REP Attorney General

Vote For 1

	TOTAL	VOTE %	Absentee	Early Voting	Election Day
George P. Bush	107	10.28%	5	53	49
Louie Gohmert	649	62.34%	5	378	266
Ken Paxton	243	23.34%	8	153	82
Eva Guzman	42	4.03%	2	26	14
Total Votes Cast	1,041	100.00%	20	610	411
Overvotes	1		1	0	0
Undervotes	22		0	11	11

### REP Comptroller of Public Accounts

Vote For 1

	TOTAL	VOTE %	Absentee	Early Voting	Election Day
Mark V. Goloby	215	26.41%	5	120	90
Glenn Hegar	599	73.59%	15	354	230
Total Votes Cast	814	100.00%	20	474	320
Overvotes	0		0	0	0
Undervotes	250		1	147	102

### REP Comm General Land Office

Vote For 1

	TOTAL	VOTE %	Absentee	Early Voting	Election Day
Dawn Buckingham	282	34.14%	11	173	98
Don W. Minton	141	17.07%	1	82	58
Ben Armenta	17	2.06%	0	9	8
Rufus Lopez	16	1.94%	0	10	6
Tim Westley	108	13.08%	2	65	41
Jon Spiers	212	25.67%	7	117	88
Victor Avila	31	3.75%	0	21	10
Weston Martinez	19	2.30%	0	7	12
Total Votes Cast	826	100.00%	21	484	321
Overvotes	0		0	0	0
Undervotes	238		0	137	101

### REP Commissioner of Agriculture

Vote For 1

	TOTAL	VOTE %	Absentee	Early Voting	Election Day
Sid Miller	462	56.48%	14	267	181
James White	321	39.24%	5	192	124
Carey A. Council	35	4.28%	1	25	9
Total Votes Cast	818	100.00%	20	484	314
Overvotes	0		0	0	0
Undervotes	246		1	137	108

## Precinct 0019

### REP Railroad Commissioner

Vote For 1

	TOTAL	VOTE %	Absentee	Early Voting	Election Day
Tom Slocum Jr	134	16.03%	1	77	56
Marvin "Sarge" Summers	74	8.85%	0	39	35
Sarah Stogner	99	11.84%	2	57	40
Dawayne Tipton	68	8.13%	2	38	28
Wayne Christian	461	55.14%	14	282	165
Total Votes Cast	836	100.00%	19	493	324
Overvotes	0		0	0	0
Undervotes	228		2	128	98

### REP Justice, Supreme Court, PI 3

Vote For 1

	TOTAL	VOTE %	Absentee	Early Voting	Election Day
Debra Lehrmann	753	100.00%	18	441	294
Total Votes Cast	753	100.00%	18	441	294
Overvotes	0		0	0	0
Undervotes	311		3	180	128

### REP Justice, Supreme Court, PI 5

Vote For 1

	TOTAL	VOTE %	Absentee	Early Voting	Election Day
Rebeca Huddle	756	100.00%	19	447	290
Total Votes Cast	756	100.00%	19	447	290
Overvotes	0		0	0	0
Undervotes	308		2	174	132

### REP Justice, Supreme Court, PI 9

Vote For 1

	TOTAL	VOTE %	Absentee	Early Voting	Election Day
David J. Schenck	473	59.12%	13	289	171
Evan Young	327	40.88%	7	180	140
Total Votes Cast	800	100.00%	20	469	311
Overvotes	0		0	0	0
Undervotes	264		1	152	111

### REP Judge, Ct of Crim App, PI 2

Vote For 1

	TOTAL	VOTE %	Absentee	Early Voting	Election Day
Mary Lou Keel	717	100.00%	18	422	277
Total Votes Cast	717	100.00%	18	422	277
Overvotes	0		0	0	0
Undervotes	347		3	199	145

## Precinct 0019

### REP Judge, Ct of Crim App, PI 5

Vote For 1

	TOTAL	VOTE %		Absentee	Early Voting	Election Day
Clint Morgan	423	54.02%	<div style="width: 54.02%;"><div style="width: 54.02%;"></div></div>	10	251	162
Scott Walker	360	45.98%	<div style="width: 45.98%;"><div style="width: 45.98%;"></div></div>	10	212	138
Total Votes Cast	783	100.00%	<div style="width: 100.00%;"><div style="width: 100.00%;"></div></div>	20	463	300
Overvotes	0			0	0	0
Undervotes	281			1	158	122

### REP Judge, Ct of Crim App, PI 6

Vote For 1

	TOTAL	VOTE %		Absentee	Early Voting	Election Day
Jesse F. McClure, III	737	100.00%	<div style="width: 100.00%;"><div style="width: 100.00%;"></div></div>	18	437	282
Total Votes Cast	737	100.00%	<div style="width: 100.00%;"><div style="width: 100.00%;"></div></div>	18	437	282
Overvotes	0			0	0	0
Undervotes	327			3	184	140

### REP Member, State BoE, Dist 9

Vote For 1

	TOTAL	VOTE %		Absentee	Early Voting	Election Day
Keven M. Ellis	752	100.00%	<div style="width: 100.00%;"><div style="width: 100.00%;"></div></div>	18	445	289
Total Votes Cast	752	100.00%	<div style="width: 100.00%;"><div style="width: 100.00%;"></div></div>	18	445	289
Overvotes	0			0	0	0
Undervotes	312			3	176	133

### REP State Senator, Dist 1

Vote For 1

	TOTAL	VOTE %		Absentee	Early Voting	Election Day
Bryan Hughes	866	100.00%	<div style="width: 100.00%;"><div style="width: 100.00%;"></div></div>	18	522	326
Total Votes Cast	866	100.00%	<div style="width: 100.00%;"><div style="width: 100.00%;"></div></div>	18	522	326
Overvotes	0			0	0	0
Undervotes	198			3	99	96

### REP State Rep, Dist 5

Vote For 1

	TOTAL	VOTE %		Absentee	Early Voting	Election Day
Cole Hefner	765	81.21%	<div style="width: 81.21%;"><div style="width: 81.21%;"></div></div>	17	457	291
Dewey R. Collier	177	18.79%	<div style="width: 18.79%;"><div style="width: 18.79%;"></div></div>	3	105	69
Total Votes Cast	942	100.00%	<div style="width: 100.00%;"><div style="width: 100.00%;"></div></div>	20	562	360
Overvotes	0			0	0	0
Undervotes	122			1	59	62

## Precinct 0019

### REP Justice, 12th Ct of App Dist, PI 2

Vote For 1

	TOTAL	VOTE %	Absentee	Early Voting	Election Day
Brian Hoyle	753	100.00%	18	449	286
Total Votes Cast	753	100.00%	18	449	286
Overvotes	0		0	0	0
Undervotes	311		3	172	136

### REP Dist Judge, 241st Judicial Dist

Vote For 1

	TOTAL	VOTE %	Absentee	Early Voting	Election Day
Debby Gunter	757	100.00%	18	447	292
Total Votes Cast	757	100.00%	18	447	292
Overvotes	0		0	0	0
Undervotes	307		3	174	130

### REP Dist Judge, 321st Judicial Dist

Vote For 1

	TOTAL	VOTE %	Absentee	Early Voting	Election Day
Robert Wilson	761	100.00%	18	448	295
Total Votes Cast	761	100.00%	18	448	295
Overvotes	0		0	0	0
Undervotes	303		3	173	127

### REP Criminal District Attorney

Vote For 1

	TOTAL	VOTE %	Absentee	Early Voting	Election Day
Jacob Putman	766	100.00%	18	445	303
Total Votes Cast	766	100.00%	18	445	303
Overvotes	0		0	0	0
Undervotes	298		3	176	119

### REP County Judge

Vote For 1

	TOTAL	VOTE %	Absentee	Early Voting	Election Day
Neal Franklin	763	100.00%	18	445	300
Total Votes Cast	763	100.00%	18	445	300
Overvotes	0		0	0	0
Undervotes	301		3	176	122

### REP Judge, County Court at Law No. 1

Vote For 1

	TOTAL	VOTE %	Absentee	Early Voting	Election Day
Jason Ellis	753	100.00%	18	437	298
Total Votes Cast	753	100.00%	18	437	298
Overvotes	0		0	0	0
Undervotes	311		3	184	124

## Precinct 0019

### REP Judge, County Court at Law No. 2

Vote For 1

	TOTAL	VOTE %		Absentee	Early Voting	Election Day
Taylor Heaton	742	100.00%	<div style="width: 100%; height: 10px; background-color: #ffc107;"></div>	18	432	292
Total Votes Cast	742	100.00%	<div style="width: 100%; height: 10px; background-color: #ffc107;"></div>	18	432	292
Overvotes	0			0	0	0
Undervotes	322			3	189	130

### REP Judge, County Court at Law No. 3

Vote For 1

	TOTAL	VOTE %		Absentee	Early Voting	Election Day
Sara Maynard	413	48.19%	<div style="width: 48.19%; height: 10px; background-color: #ffc107;"></div>	12	234	167
Trevor M. Rose	85	9.92%	<div style="width: 9.92%; height: 10px; background-color: #ffc107;"></div>	1	52	32
Clay White	359	41.89%	<div style="width: 41.89%; height: 10px; background-color: #ffc107;"></div>	7	209	143
Total Votes Cast	857	100.00%	<div style="width: 100%; height: 10px; background-color: #ffc107;"></div>	20	495	342
Overvotes	0			0	0	0
Undervotes	207			1	126	80

### REP District Clerk

Vote For 1

	TOTAL	VOTE %		Absentee	Early Voting	Election Day
Penny Clarkston	761	100.00%	<div style="width: 100%; height: 10px; background-color: #ffc107;"></div>	18	445	298
Total Votes Cast	761	100.00%	<div style="width: 100%; height: 10px; background-color: #ffc107;"></div>	18	445	298
Overvotes	0			0	0	0
Undervotes	303			3	176	124

### REP County Clerk

Vote For 1

	TOTAL	VOTE %		Absentee	Early Voting	Election Day
Karen Bryant Phillips	766	100.00%	<div style="width: 100%; height: 10px; background-color: #ffc107;"></div>	17	449	300
Total Votes Cast	766	100.00%	<div style="width: 100%; height: 10px; background-color: #ffc107;"></div>	17	449	300
Overvotes	0			0	0	0
Undervotes	298			4	172	122

### REP County Treasurer

Vote For 1

	TOTAL	VOTE %		Absentee	Early Voting	Election Day
Kelli R. White	610	78.71%	<div style="width: 78.71%; height: 10px; background-color: #ffc107;"></div>	18	348	244
Jamie Boersma	165	21.29%	<div style="width: 21.29%; height: 10px; background-color: #ffc107;"></div>	1	103	61
Total Votes Cast	775	100.00%	<div style="width: 100%; height: 10px; background-color: #ffc107;"></div>	19	451	305
Overvotes	0			0	0	0
Undervotes	289			2	170	117



## Precinct 0019

### REP JOP Pct 5

Vote For 1

	TOTAL	VOTE %		Absentee	Early Voting	Election Day
Jon Wayne Johnson	771	100.00%	<div style="width: 100%; height: 10px; background-color: #ffc107;"></div>	19	454	298
Total Votes Cast	771	100.00%	<div style="width: 100%; height: 10px; background-color: #ffc107;"></div>	19	454	298
Overvotes	0			0	0	0
Undervotes	293			2	167	124

### REP County Chair

Vote For 1

	TOTAL	VOTE %		Absentee	Early Voting	Election Day
David Stein	746	100.00%	<div style="width: 100%; height: 10px; background-color: #ffc107;"></div>	17	437	292
Total Votes Cast	746	100.00%	<div style="width: 100%; height: 10px; background-color: #ffc107;"></div>	17	437	292
Overvotes	0			0	0	0
Undervotes	318			4	184	130

### REP Proposition 1

Vote For 1

	TOTAL	VOTE %		Absentee	Early Voting	Election Day
YES	1,002	96.72%	<div style="width: 96.72%; height: 10px; background-color: #ffc107;"></div>	18	584	400
NO	34	3.28%	<div style="width: 3.28%; height: 10px; background-color: #6c757d;"></div>	3	16	15
Total Votes Cast	1,036	100.00%	<div style="width: 100%; height: 10px; background-color: #ffc107;"></div>	21	600	415
Overvotes	0			0	0	0
Undervotes	28			0	21	7

### REP Proposition 2

Vote For 1

	TOTAL	VOTE %		Absentee	Early Voting	Election Day
YES	834	81.76%	<div style="width: 81.76%; height: 10px; background-color: #ffc107;"></div>	12	487	335
NO	186	18.24%	<div style="width: 18.24%; height: 10px; background-color: #6c757d;"></div>	8	104	74
Total Votes Cast	1,020	100.00%	<div style="width: 100%; height: 10px; background-color: #ffc107;"></div>	20	591	409
Overvotes	0			0	0	0
Undervotes	44			1	30	13

### REP Proposition 3

Vote For 1

	TOTAL	VOTE %		Absentee	Early Voting	Election Day
YES	987	94.45%	<div style="width: 94.45%; height: 10px; background-color: #ffc107;"></div>	17	570	400
NO	58	5.55%	<div style="width: 5.55%; height: 10px; background-color: #6c757d;"></div>	4	38	16
Total Votes Cast	1,045	100.00%	<div style="width: 100%; height: 10px; background-color: #ffc107;"></div>	21	608	416
Overvotes	0			0	0	0
Undervotes	19			0	13	6

## Precinct 0019

### REP Proposition 4

Vote For 1

	TOTAL	VOTE %	Absentee	Early Voting	Election Day
YES	1,010	96.74%	20	592	398
NO	34	3.26%	1	15	18
Total Votes Cast	1,044	100.00%	21	607	416
Overvotes	0		0	0	0
Undervotes	20		0	14	6

### REP Proposition 5

Vote For 1

	TOTAL	VOTE %	Absentee	Early Voting	Election Day
YES	956	92.28%	14	553	389
NO	80	7.72%	7	48	25
Total Votes Cast	1,036	100.00%	21	601	414
Overvotes	0		0	0	0
Undervotes	28		0	20	8

### REP Proposition 6

Vote For 1

	TOTAL	VOTE %	Absentee	Early Voting	Election Day
YES	914	89.96%	15	532	367
NO	102	10.04%	6	57	39
Total Votes Cast	1,016	100.00%	21	589	406
Overvotes	0		0	0	0
Undervotes	48		0	32	16

### REP Proposition 7

Vote For 1

	TOTAL	VOTE %	Absentee	Early Voting	Election Day
YES	1,031	98.57%	19	600	412
NO	15	1.43%	2	9	4
Total Votes Cast	1,046	100.00%	21	609	416
Overvotes	0		0	0	0
Undervotes	18		0	12	6

### REP Proposition 8




Vote For 1

	TOTAL	VOTE %	Absentee	Early Voting	Election Day
YES	1,007	96.27%	18	584	405
NO	39	3.73%	3	23	13
Total Votes Cast	1,046	100.00%	21	607	418
Overvotes	0		0	0	0
Undervotes	18		0	14	4

## Precinct 0019




### REP Proposition 9

Vote For 1

	TOTAL	VOTE %		Absentee	Early Voting	Election Day
YES	916	87.57%		17	541	358
NO	130	12.43%		4	67	59
Total Votes Cast	1,046	100.00%		21	608	417
Overvotes	0			0	0	0
Undervotes	18			0	13	5

### REP Proposition 10

Vote For 1

	TOTAL	VOTE %		Absentee	Early Voting	Election Day
YES	1,007	97.20%		17	586	404
NO	29	2.80%		4	14	11
Total Votes Cast	1,036	100.00%		21	600	415
Overvotes	0			0	0	0
Undervotes	28			0	21	7

## Precinct 0020

### Statistics

	TOTAL	Absentee	Early Voting	Election Day
Registered Voters - Total	680			
Ballots Cast - Total	55	1	25	29
Ballots Cast - Republican Party	30	1	14	15
Ballots Cast - Democratic Party	25	0	11	14
Ballots Cast - Blank	0	0	0	0
Voter Turnout - Total	8.09%			

### REP US Rep, District 1

Vote For 1

	TOTAL	VOTE %	Absentee	Early Voting	Election Day
Aditya "A.D." Atholi	0	0.00%	0	0	0
John Porro	2	7.41%	0	1	1
Nathaniel Moran	22	81.48%	1	12	9
Joe McDaniel	3	11.11%	0	0	3
Total Votes Cast	27	100.00%	1	13	13
Overvotes	0		0	0	0
Undervotes	3		0	1	2

### REP Governor

Vote For 1

	TOTAL	VOTE %	Absentee	Early Voting	Election Day
Danny Harrison	0	0.00%	0	0	0
Chad Prather	1	3.33%	0	0	1
Paul Belew	0	0.00%	0	0	0
Rick Perry	1	3.33%	0	0	1
Don Huffines	5	16.67%	0	3	2
Allen B. West	5	16.67%	0	4	1
Greg Abbott	18	60.00%	1	7	10
Kandy Kaye Horn	0	0.00%	0	0	0
Total Votes Cast	30	100.00%	1	14	15
Overvotes	0		0	0	0
Undervotes	0		0	0	0

### REP Lieutenant Governor

Vote For 1

	TOTAL	VOTE %	Absentee	Early Voting	Election Day
Daniel Miller	4	15.38%	0	2	2
Dan Patrick	16	61.54%	1	7	8
Todd M. Bullis	1	3.85%	0	0	1
Trayce Bradford	4	15.38%	0	2	2
Aaron Sorrells	1	3.85%	0	1	0
Zach Vance	0	0.00%	0	0	0
Total Votes Cast	26	100.00%	1	12	13
Overvotes	0		0	0	0
Undervotes	4		0	2	2

## Precinct 0020

### REP Attorney General

Vote For 1

	TOTAL	VOTE %	Absentee	Early Voting	Election Day
George P. Bush	3	10.00%	0	2	1
Louie Gohmert	17	56.67%	1	7	9
Ken Paxton	8	26.67%	0	3	5
Eva Guzman	2	6.67%	0	2	0
Total Votes Cast	30	100.00%	1	14	15
Overvotes	0		0	0	0
Undervotes	0		0	0	0

### REP Comptroller of Public Accounts

Vote For 1

	TOTAL	VOTE %	Absentee	Early Voting	Election Day
Mark V. Goloby	6	28.57%	1	1	4
Glenn Hegar	15	71.43%	0	9	6
Total Votes Cast	21	100.00%	1	10	10
Overvotes	0		0	0	0
Undervotes	9		0	4	5

### REP Comm General Land Office

Vote For 1

	TOTAL	VOTE %	Absentee	Early Voting	Election Day
Dawn Buckingham	6	27.27%	0	2	4
Don W. Minton	2	9.09%	0	1	1
Ben Armenta	2	9.09%	0	1	1
Rufus Lopez	1	4.55%	0	0	1
Tim Westley	1	4.55%	0	0	1
Jon Spiers	7	31.82%	1	5	1
Victor Avila	2	9.09%	0	1	1
Weston Martinez	1	4.55%	0	1	0
Total Votes Cast	22	100.00%	1	11	10
Overvotes	0		0	0	0
Undervotes	8		0	3	5

### REP Commissioner of Agriculture

Vote For 1

	TOTAL	VOTE %	Absentee	Early Voting	Election Day
Sid Miller	6	31.58%	1	4	1
James White	13	68.42%	0	4	9
Carey A. Council	0	0.00%	0	0	0
Total Votes Cast	19	100.00%	1	8	10
Overvotes	0		0	0	0
Undervotes	11		0	6	5

## Precinct 0020

### REP Railroad Commissioner

Vote For 1

	TOTAL	VOTE %	Absentee	Early Voting	Election Day
Tom Slocum Jr	5	21.74%	0	4	1
Marvin "Sarge" Summers	1	4.35%	0	0	1
Sarah Stogner	0	0.00%	0	0	0
Dawayne Tipton	3	13.04%	0	1	2
Wayne Christian	14	60.87%	1	6	7
<b>Total Votes Cast</b>	<b>23</b>	<b>100.00%</b>	<b>1</b>	<b>11</b>	<b>11</b>
Overvotes	0		0	0	0
Undervotes	7		0	3	4

### REP Justice, Supreme Court, PI 3

Vote For 1

	TOTAL	VOTE %	Absentee	Early Voting	Election Day
Debra Lehrmann	17	100.00%	1	7	9
<b>Total Votes Cast</b>	<b>17</b>	<b>100.00%</b>	<b>1</b>	<b>7</b>	<b>9</b>
Overvotes	0		0	0	0
Undervotes	13		0	7	6

### REP Justice, Supreme Court, PI 5

Vote For 1

	TOTAL	VOTE %	Absentee	Early Voting	Election Day
Rebeca Huddle	16	100.00%	1	7	8
<b>Total Votes Cast</b>	<b>16</b>	<b>100.00%</b>	<b>1</b>	<b>7</b>	<b>8</b>
Overvotes	0		0	0	0
Undervotes	14		0	7	7

### REP Justice, Supreme Court, PI 9

Vote For 1

	TOTAL	VOTE %	Absentee	Early Voting	Election Day
David J. Schenck	14	73.68%	1	6	7
Evan Young	5	26.32%	0	3	2
<b>Total Votes Cast</b>	<b>19</b>	<b>100.00%</b>	<b>1</b>	<b>9</b>	<b>9</b>
Overvotes	0		0	0	0
Undervotes	11		0	5	6

### REP Judge, Ct of Crim App, PI 2

Vote For 1

	TOTAL	VOTE %	Absentee	Early Voting	Election Day
Mary Lou Keel	16	100.00%	1	6	9
<b>Total Votes Cast</b>	<b>16</b>	<b>100.00%</b>	<b>1</b>	<b>6</b>	<b>9</b>
Overvotes	0		0	0	0
Undervotes	14		0	8	6

## Precinct 0020

### REP Judge, Ct of Crim App, PI 5

Vote For 1

	TOTAL	VOTE %		Absentee	Early Voting	Election Day
Clint Morgan	14	63.64%	<div style="width: 63.64%;"><div style="width: 63.64%;"></div></div>	1	6	7
Scott Walker	8	36.36%	<div style="width: 36.36%;"><div style="width: 36.36%;"></div></div>	0	3	5
Total Votes Cast	22	100.00%	<div style="width: 100.00%;"><div style="width: 100.00%;"></div></div>	1	9	12
Overvotes	0			0	0	0
Undervotes	8			0	5	3

### REP Judge, Ct of Crim App, PI 6

Vote For 1

	TOTAL	VOTE %		Absentee	Early Voting	Election Day
Jesse F. McClure, III	17	100.00%	<div style="width: 100.00%;"><div style="width: 100.00%;"></div></div>	1	7	9
Total Votes Cast	17	100.00%	<div style="width: 100.00%;"><div style="width: 100.00%;"></div></div>	1	7	9
Overvotes	0			0	0	0
Undervotes	13			0	7	6

### REP Member, State BoE, Dist 9

Vote For 1

	TOTAL	VOTE %		Absentee	Early Voting	Election Day
Keven M. Ellis	16	100.00%	<div style="width: 100.00%;"><div style="width: 100.00%;"></div></div>	1	7	8
Total Votes Cast	16	100.00%	<div style="width: 100.00%;"><div style="width: 100.00%;"></div></div>	1	7	8
Overvotes	0			0	0	0
Undervotes	14			0	7	7

### REP State Senator, Dist 1

Vote For 1

	TOTAL	VOTE %		Absentee	Early Voting	Election Day
Bryan Hughes	23	100.00%	<div style="width: 100.00%;"><div style="width: 100.00%;"></div></div>	1	12	10
Total Votes Cast	23	100.00%	<div style="width: 100.00%;"><div style="width: 100.00%;"></div></div>	1	12	10
Overvotes	0			0	0	0
Undervotes	7			0	2	5

### REP State Rep, Dist 6

Vote For 1

	TOTAL	VOTE %		Absentee	Early Voting	Election Day
Matt Schaefer	23	88.46%	<div style="width: 88.46%;"><div style="width: 88.46%;"></div></div>	1	11	11
Charles Turner	3	11.54%	<div style="width: 11.54%;"><div style="width: 11.54%;"></div></div>	0	2	1
Total Votes Cast	26	100.00%	<div style="width: 100.00%;"><div style="width: 100.00%;"></div></div>	1	13	12
Overvotes	0			0	0	0
Undervotes	4			0	1	3

## Precinct 0020

### REP Justice, 12th Ct of App Dist, PI 2

Vote For 1

	TOTAL	VOTE %	Absentee	Early Voting	Election Day
Brian Hoyle	17	100.00%	1	7	9
Total Votes Cast	17	100.00%	1	7	9
Overvotes	0		0	0	0
Undervotes	13		0	7	6

### REP Dist Judge, 241st Judicial Dist

Vote For 1

	TOTAL	VOTE %	Absentee	Early Voting	Election Day
Debby Gunter	17	100.00%	1	7	9
Total Votes Cast	17	100.00%	1	7	9
Overvotes	0		0	0	0
Undervotes	13		0	7	6

### REP Dist Judge, 321st Judicial Dist

Vote For 1

	TOTAL	VOTE %	Absentee	Early Voting	Election Day
Robert Wilson	17	100.00%	1	7	9
Total Votes Cast	17	100.00%	1	7	9
Overvotes	0		0	0	0
Undervotes	13		0	7	6

### REP Criminal District Attorney

Vote For 1

	TOTAL	VOTE %	Absentee	Early Voting	Election Day
Jacob Putman	18	100.00%	1	8	9
Total Votes Cast	18	100.00%	1	8	9
Overvotes	0		0	0	0
Undervotes	12		0	6	6

### REP County Judge

Vote For 1

	TOTAL	VOTE %	Absentee	Early Voting	Election Day
Neal Franklin	17	100.00%	1	7	9
Total Votes Cast	17	100.00%	1	7	9
Overvotes	0		0	0	0
Undervotes	13		0	7	6

### REP Judge, County Court at Law No. 1

Vote For 1

	TOTAL	VOTE %	Absentee	Early Voting	Election Day
Jason Ellis	17	100.00%	1	7	9
Total Votes Cast	17	100.00%	1	7	9
Overvotes	0		0	0	0
Undervotes	13		0	7	6



## Precinct 0020

### REP Judge, County Court at Law No. 2

Vote For 1

	TOTAL	VOTE %	Absentee	Early Voting	Election Day
Taylor Heaton	17	100.00%	1	7	9
Total Votes Cast	17	100.00%	1	7	9
Overvotes	0		0	0	0
Undervotes	13		0	7	6

### REP Judge, County Court at Law No. 3

Vote For 1

	TOTAL	VOTE %	Absentee	Early Voting	Election Day
Sara Maynard	6	28.57%	1	4	1
Trevor M. Rose	4	19.05%	0	1	3
Clay White	11	52.38%	0	5	6
Total Votes Cast	21	100.00%	1	10	10
Overvotes	0		0	0	0
Undervotes	9		0	4	5

### REP District Clerk

Vote For 1

	TOTAL	VOTE %	Absentee	Early Voting	Election Day
Penny Clarkston	17	100.00%	1	8	8
Total Votes Cast	17	100.00%	1	8	8
Overvotes	0		0	0	0
Undervotes	13		0	6	7

### REP County Clerk

Vote For 1

	TOTAL	VOTE %	Absentee	Early Voting	Election Day
Karen Bryant Phillips	20	100.00%	1	10	9
Total Votes Cast	20	100.00%	1	10	9
Overvotes	0		0	0	0
Undervotes	10		0	4	6

### REP County Treasurer

Vote For 1

	TOTAL	VOTE %	Absentee	Early Voting	Election Day
Kelli R. White	14	82.35%	1	6	7
Jamie Boersma	3	17.65%	0	1	2
Total Votes Cast	17	100.00%	1	7	9
Overvotes	0		0	0	0
Undervotes	13		0	7	6

## Precinct 0020

### REP County Chair

Vote For 1

	TOTAL	VOTE %		Absentee	Early Voting	Election Day
David Stein	19	100.00%	<div style="width: 100%; height: 10px; background-color: #ffc107;"></div>	1	9	9
Total Votes Cast	19	100.00%	<div style="width: 100%; height: 10px; background-color: #ffc107;"></div>	1	9	9
Overvotes	0			0	0	0
Undervotes	11			0	5	6

### REP Proposition 1

Vote For 1

	TOTAL	VOTE %		Absentee	Early Voting	Election Day
YES	27	96.43%	<div style="width: 96.43%; height: 10px; background-color: #ffc107;"></div>	1	14	12
NO	1	3.57%	<div style="width: 3.57%; height: 10px; background-color: #6c757d;"></div>	0	0	1
Total Votes Cast	28	100.00%	<div style="width: 100%; height: 10px; background-color: #ffc107;"></div>	1	14	13
Overvotes	0			0	0	0
Undervotes	2			0	0	2

### REP Proposition 2

Vote For 1

	TOTAL	VOTE %		Absentee	Early Voting	Election Day
YES	22	81.48%	<div style="width: 81.48%; height: 10px; background-color: #ffc107;"></div>	1	11	10
NO	5	18.52%	<div style="width: 18.52%; height: 10px; background-color: #6c757d;"></div>	0	2	3
Total Votes Cast	27	100.00%	<div style="width: 100%; height: 10px; background-color: #ffc107;"></div>	1	13	13
Overvotes	0			0	0	0
Undervotes	3			0	1	2

### REP Proposition 3

Vote For 1

	TOTAL	VOTE %		Absentee	Early Voting	Election Day
YES	28	96.55%	<div style="width: 96.55%; height: 10px; background-color: #ffc107;"></div>	1	14	13
NO	1	3.45%	<div style="width: 3.45%; height: 10px; background-color: #6c757d;"></div>	0	0	1
Total Votes Cast	29	100.00%	<div style="width: 100%; height: 10px; background-color: #ffc107;"></div>	1	14	14
Overvotes	0			0	0	0
Undervotes	1			0	0	1

### REP Proposition 4

Vote For 1

	TOTAL	VOTE %		Absentee	Early Voting	Election Day
YES	27	100.00%	<div style="width: 100%; height: 10px; background-color: #ffc107;"></div>	1	13	13
NO	0	0.00%	<div style="width: 0%; height: 10px; background-color: #6c757d;"></div>	0	0	0
Total Votes Cast	27	100.00%	<div style="width: 100%; height: 10px; background-color: #ffc107;"></div>	1	13	13
Overvotes	0			0	0	0
Undervotes	3			0	1	2

## Precinct 0020

### REP Proposition 5

Vote For 1

	TOTAL	VOTE %		Absentee	Early Voting	Election Day
YES	24	96.00%	<div style="width: 96%; height: 10px; background-color: #ffc107;"></div>	1	12	11
NO	1	4.00%	<div style="width: 4%; height: 10px; background-color: #6c757d;"></div>	0	1	0
Total Votes Cast	25	100.00%	<div style="width: 100%; height: 10px; background-color: #ffc107;"></div>	1	13	11
Overvotes	0			0	0	0
Undervotes	5			0	1	4

### REP Proposition 6

Vote For 1

	TOTAL	VOTE %		Absentee	Early Voting	Election Day
YES	25	96.15%	<div style="width: 96.15%; height: 10px; background-color: #ffc107;"></div>	1	12	12
NO	1	3.85%	<div style="width: 3.85%; height: 10px; background-color: #6c757d;"></div>	0	0	1
Total Votes Cast	26	100.00%	<div style="width: 100%; height: 10px; background-color: #ffc107;"></div>	1	12	13
Overvotes	0			0	0	0
Undervotes	4			0	2	2

### REP Proposition 7

Vote For 1

	TOTAL	VOTE %		Absentee	Early Voting	Election Day
YES	28	100.00%	<div style="width: 100%; height: 10px; background-color: #ffc107;"></div>	1	14	13
NO	0	0.00%	<div style="width: 0%; height: 10px; background-color: #6c757d;"></div>	0	0	0
Total Votes Cast	28	100.00%	<div style="width: 100%; height: 10px; background-color: #ffc107;"></div>	1	14	13
Overvotes	0			0	0	0
Undervotes	2			0	0	2

### REP Proposition 8

Vote For 1

	TOTAL	VOTE %		Absentee	Early Voting	Election Day
YES	28	100.00%	<div style="width: 100%; height: 10px; background-color: #ffc107;"></div>	1	14	13
NO	0	0.00%	<div style="width: 0%; height: 10px; background-color: #6c757d;"></div>	0	0	0
Total Votes Cast	28	100.00%	<div style="width: 100%; height: 10px; background-color: #ffc107;"></div>	1	14	13
Overvotes	0			0	0	0
Undervotes	2			0	0	2

### REP Proposition 9

Vote For 1

	TOTAL	VOTE %		Absentee	Early Voting	Election Day
YES	29	100.00%	<div style="width: 100%; height: 10px; background-color: #ffc107;"></div>	1	14	14
NO	0	0.00%	<div style="width: 0%; height: 10px; background-color: #6c757d;"></div>	0	0	0
Total Votes Cast	29	100.00%	<div style="width: 100%; height: 10px; background-color: #ffc107;"></div>	1	14	14
Overvotes	0			0	0	0
Undervotes	1			0	0	1

## Precinct 0020

---

### REP Proposition 10

Vote For 1

	TOTAL	VOTE %		Absentee	Early Voting	Election Day
YES	27	100.00%	<div style="width: 100%; height: 10px; background-color: #f0e68c;"></div>	1	14	12
NO	0	0.00%	<div style="width: 0%; height: 10px; background-color: #d3d3d3;"></div>	0	0	0
Total Votes Cast	27	100.00%	<div style="width: 100%; height: 10px; background-color: #f0e68c;"></div>	1	14	12
Overvotes	0			0	0	0
Undervotes	3			0	0	3

## Precinct 0021

Statistics	TOTAL	Absentee	Early Voting	Election Day
Registered Voters - Total	1,603			
Ballots Cast - Total	479	18	239	222
Ballots Cast - Republican Party	435	12	221	202
Ballots Cast - Democratic Party	44	6	18	20
Ballots Cast - Blank	0	0	0	0
Voter Turnout - Total	29.88%			

### REP US Rep, District 1

Vote For 1

	TOTAL	VOTE %	Absentee	Early Voting	Election Day
Aditya "A.D." Atholi	17	4.23%	2	4	11
John Porro	7	1.74%	0	6	1
Nathaniel Moran	357	88.81%	8	189	160
Joe McDaniel	21	5.22%	0	7	14
Total Votes Cast	402	100.00%	10	206	186
Overvotes	0		0	0	0
Undervotes	33		2	15	16

### REP Governor

Vote For 1

	TOTAL	VOTE %	Absentee	Early Voting	Election Day
Danny Harrison	0	0.00%	0	0	0
Chad Prather	5	1.17%	0	3	2
Paul Belew	5	1.17%	0	1	4
Rick Perry	12	2.80%	1	5	6
Don Huffines	35	8.18%	3	8	24
Allen B. West	85	19.86%	1	48	36
Greg Abbott	281	65.65%	6	151	124
Kandy Kaye Horn	5	1.17%	0	2	3
Total Votes Cast	428	100.00%	11	218	199
Overvotes	0		0	0	0
Undervotes	7		1	3	3

### REP Lieutenant Governor

Vote For 1

	TOTAL	VOTE %	Absentee	Early Voting	Election Day
Daniel Miller	39	10.26%	0	19	20
Dan Patrick	261	68.68%	10	142	109
Todd M. Bullis	5	1.32%	0	2	3
Trayce Bradford	52	13.68%	0	28	24
Aaron Sorrells	6	1.58%	0	2	4
Zach Vance	17	4.47%	0	11	6
Total Votes Cast	380	100.00%	10	204	166
Overvotes	0		0	0	0
Undervotes	55		2	17	36

## Precinct 0021

### REP Attorney General

Vote For 1

	TOTAL	VOTE %	Absentee	Early Voting	Election Day
George P. Bush	76	17.97%	4	38	34
Louie Gohmert	233	55.08%	5	115	113
Ken Paxton	70	16.55%	2	41	27
Eva Guzman	44	10.40%	0	24	20
Total Votes Cast	423	100.00%	11	218	194
Overvotes	0		0	0	0
Undervotes	12		1	3	8

### REP Comptroller of Public Accounts

Vote For 1

	TOTAL	VOTE %	Absentee	Early Voting	Election Day
Mark V. Goloby	65	20.50%	2	34	29
Glenn Hegar	252	79.50%	7	136	109
Total Votes Cast	317	100.00%	9	170	138
Overvotes	0		0	0	0
Undervotes	118		3	51	64

### REP Comm General Land Office

Vote For 1

	TOTAL	VOTE %	Absentee	Early Voting	Election Day
Dawn Buckingham	108	34.50%	1	64	43
Don W. Minton	65	20.77%	3	28	34
Ben Armenta	6	1.92%	1	2	3
Rufus Lopez	6	1.92%	0	3	3
Tim Westley	20	6.39%	0	7	13
Jon Spiers	90	28.75%	1	54	35
Victor Avila	11	3.51%	0	8	3
Weston Martinez	7	2.24%	1	4	2
Total Votes Cast	313	100.00%	7	170	136
Overvotes	0		0	0	0
Undervotes	122		5	51	66

### REP Commissioner of Agriculture

Vote For 1

	TOTAL	VOTE %	Absentee	Early Voting	Election Day
Sid Miller	157	51.14%	5	95	57
James White	124	40.39%	3	69	52
Carey A. Council	26	8.47%	1	8	17
Total Votes Cast	307	100.00%	9	172	126
Overvotes	0		0	0	0
Undervotes	128		3	49	76

## Precinct 0021

### REP Railroad Commissioner

Vote For 1

	TOTAL	VOTE %	Absentee	Early Voting	Election Day
Tom Slocum Jr	46	14.65%	0	26	20
Marvin "Sarge" Summers	23	7.32%	0	11	12
Sarah Stogner	45	14.33%	1	26	18
Dawayne Tipton	10	3.18%	0	2	8
Wayne Christian	190	60.51%	8	108	74
<b>Total Votes Cast</b>	<b>314</b>	<b>100.00%</b>	<b>9</b>	<b>173</b>	<b>132</b>
Overvotes	0		0	0	0
Undervotes	121		3	48	70

### REP Justice, Supreme Court, PI 3

Vote For 1

	TOTAL	VOTE %	Absentee	Early Voting	Election Day
Debra Lehrmann	277	100.00%	7	153	117
<b>Total Votes Cast</b>	<b>277</b>	<b>100.00%</b>	<b>7</b>	<b>153</b>	<b>117</b>
Overvotes	0		0	0	0
Undervotes	158		5	68	85

### REP Justice, Supreme Court, PI 5

Vote For 1

	TOTAL	VOTE %	Absentee	Early Voting	Election Day
Rebeca Huddle	274	100.00%	8	150	116
<b>Total Votes Cast</b>	<b>274</b>	<b>100.00%</b>	<b>8</b>	<b>150</b>	<b>116</b>
Overvotes	0		0	0	0
Undervotes	161		4	71	86

### REP Justice, Supreme Court, PI 9

Vote For 1

	TOTAL	VOTE %	Absentee	Early Voting	Election Day
David J. Schenck	200	68.97%	2	110	88
Evan Young	90	31.03%	7	47	36
<b>Total Votes Cast</b>	<b>290</b>	<b>100.00%</b>	<b>9</b>	<b>157</b>	<b>124</b>
Overvotes	0		0	0	0
Undervotes	145		3	64	78

### REP Judge, Ct of Crim App, PI 2

Vote For 1

	TOTAL	VOTE %	Absentee	Early Voting	Election Day
Mary Lou Keel	258	100.00%	8	145	105
<b>Total Votes Cast</b>	<b>258</b>	<b>100.00%</b>	<b>8</b>	<b>145</b>	<b>105</b>
Overvotes	0		0	0	0
Undervotes	177		4	76	97

## Precinct 0021

### REP Judge, Ct of Crim App, PI 5

Vote For 1

	TOTAL	VOTE %		Absentee	Early Voting	Election Day
Clint Morgan	170	58.62%	<div style="width: 58.62%;"><div style="width: 58.62%;"></div></div>	1	94	75
Scott Walker	120	41.38%	<div style="width: 41.38%;"><div style="width: 41.38%;"></div></div>	8	66	46
Total Votes Cast	290	100.00%	<div style="width: 100.00%;"><div style="width: 100.00%;"></div></div>	9	160	121
Overvotes	0			0	0	0
Undervotes	145			3	61	81

### REP Judge, Ct of Crim App, PI 6

Vote For 1

	TOTAL	VOTE %		Absentee	Early Voting	Election Day
Jesse F. McClure, III	268	100.00%	<div style="width: 100.00%;"><div style="width: 100.00%;"></div></div>	8	145	115
Total Votes Cast	268	100.00%	<div style="width: 100.00%;"><div style="width: 100.00%;"></div></div>	8	145	115
Overvotes	0			0	0	0
Undervotes	167			4	76	87

### REP Member, State BoE, Dist 9

Vote For 1

	TOTAL	VOTE %		Absentee	Early Voting	Election Day
Keven M. Ellis	271	100.00%	<div style="width: 100.00%;"><div style="width: 100.00%;"></div></div>	8	145	118
Total Votes Cast	271	100.00%	<div style="width: 100.00%;"><div style="width: 100.00%;"></div></div>	8	145	118
Overvotes	0			0	0	0
Undervotes	164			4	76	84

### REP State Senator, Dist 1

Vote For 1

	TOTAL	VOTE %		Absentee	Early Voting	Election Day
Bryan Hughes	310	100.00%	<div style="width: 100.00%;"><div style="width: 100.00%;"></div></div>	8	167	135
Total Votes Cast	310	100.00%	<div style="width: 100.00%;"><div style="width: 100.00%;"></div></div>	8	167	135
Overvotes	0			0	0	0
Undervotes	125			4	54	67

### REP State Rep, Dist 6

Vote For 1

	TOTAL	VOTE %		Absentee	Early Voting	Election Day
Matt Schaefer	327	84.06%	<div style="width: 84.06%;"><div style="width: 84.06%;"></div></div>	6	172	149
Charles Turner	62	15.94%	<div style="width: 15.94%;"><div style="width: 15.94%;"></div></div>	6	35	21
Total Votes Cast	389	100.00%	<div style="width: 100.00%;"><div style="width: 100.00%;"></div></div>	12	207	170
Overvotes	0			0	0	0
Undervotes	46			0	14	32



## Precinct 0021

### REP Justice, 12th Ct of App Dist, PI 2

Vote For 1

	TOTAL	VOTE %	Absentee	Early Voting	Election Day
Brian Hoyle	271	100.00%	8	149	114
Total Votes Cast	271	100.00%	8	149	114
Overvotes	0		0	0	0
Undervotes	164		4	72	88

### REP Dist Judge, 241st Judicial Dist

Vote For 1

	TOTAL	VOTE %	Absentee	Early Voting	Election Day
Debby Gunter	285	100.00%	8	154	123
Total Votes Cast	285	100.00%	8	154	123
Overvotes	0		0	0	0
Undervotes	150		4	67	79

### REP Dist Judge, 321st Judicial Dist

Vote For 1

	TOTAL	VOTE %	Absentee	Early Voting	Election Day
Robert Wilson	299	100.00%	8	167	124
Total Votes Cast	299	100.00%	8	167	124
Overvotes	0		0	0	0
Undervotes	136		4	54	78

### REP Criminal District Attorney

Vote For 1

	TOTAL	VOTE %	Absentee	Early Voting	Election Day
Jacob Putman	310	100.00%	8	161	141
Total Votes Cast	310	100.00%	8	161	141
Overvotes	0		0	0	0
Undervotes	125		4	60	61

### REP County Judge

Vote For 1

	TOTAL	VOTE %	Absentee	Early Voting	Election Day
Neal Franklin	301	100.00%	8	166	127
Total Votes Cast	301	100.00%	8	166	127
Overvotes	0		0	0	0
Undervotes	134		4	55	75

### REP Judge, County Court at Law No. 1

Vote For 1

	TOTAL	VOTE %	Absentee	Early Voting	Election Day
Jason Ellis	289	100.00%	8	153	128
Total Votes Cast	289	100.00%	8	153	128
Overvotes	0		0	0	0
Undervotes	146		4	68	74

## Precinct 0021

### REP Judge, County Court at Law No. 2

Vote For 1

	TOTAL	VOTE %	Absentee	Early Voting	Election Day
Taylor Heaton	287	100.00%	8	153	126
Total Votes Cast	287	100.00%	8	153	126
Overvotes	0		0	0	0
Undervotes	148		4	68	76

### REP Judge, County Court at Law No. 3

Vote For 1

	TOTAL	VOTE %	Absentee	Early Voting	Election Day
Sara Maynard	119	33.24%	2	69	48
Trevor M. Rose	16	4.47%	1	8	7
Clay White	223	62.29%	7	113	103
Total Votes Cast	358	100.00%	10	190	158
Overvotes	0		0	0	0
Undervotes	77		2	31	44

### REP District Clerk

Vote For 1

	TOTAL	VOTE %	Absentee	Early Voting	Election Day
Penny Clarkston	280	100.00%	8	151	121
Total Votes Cast	280	100.00%	8	151	121
Overvotes	0		0	0	0
Undervotes	155		4	70	81

### REP County Clerk

Vote For 1

	TOTAL	VOTE %	Absentee	Early Voting	Election Day
Karen Bryant Phillips	276	100.00%	8	149	119
Total Votes Cast	276	100.00%	8	149	119
Overvotes	0		0	0	0
Undervotes	159		4	72	83

### REP County Treasurer

Vote For 1

	TOTAL	VOTE %	Absentee	Early Voting	Election Day
Kelli R. White	193	64.33%	6	98	89
Jamie Boersma	107	35.67%	3	56	48
Total Votes Cast	300	100.00%	9	154	137
Overvotes	0		0	0	0
Undervotes	135		3	67	65

## Precinct 0021

### REP County Commissioner Pct 2

Vote For 1

	TOTAL	VOTE %		Absentee	Early Voting	Election Day
Mike Adams	106	29.78%	<div style="width: 29.78%; background-color: #ffc107;"></div>	1	54	51
Anwar Khalifa	50	14.04%	<div style="width: 14.04%; background-color: #ffc107;"></div>	1	25	24
John Moore	200	56.18%	<div style="width: 56.18%; background-color: #ffc107;"></div>	8	110	82
Total Votes Cast	356	100.00%	<div style="width: 100%; background-color: #ffc107;"></div>	10	189	157
Overvotes	0			0	0	0
Undervotes	79			2	32	45

### REP JOP Pct 2

Vote For 1

	TOTAL	VOTE %		Absentee	Early Voting	Election Day
Andy Dunklin	275	100.00%	<div style="width: 100%; background-color: #ffc107;"></div>	9	155	111
Total Votes Cast	275	100.00%	<div style="width: 100%; background-color: #ffc107;"></div>	9	155	111
Overvotes	0			0	0	0
Undervotes	160			3	66	91

### REP Constable Precinct No. 2

Vote For 1

	TOTAL	VOTE %		Absentee	Early Voting	Election Day
Deal Folmar	57	16.76%	<div style="width: 16.76%; background-color: #ffc107;"></div>	2	38	17
Wayne Allen	162	47.65%	<div style="width: 47.65%; background-color: #ffc107;"></div>	2	85	75
Chris Roberts	121	35.59%	<div style="width: 35.59%; background-color: #ffc107;"></div>	5	54	62
Total Votes Cast	340	100.00%	<div style="width: 100%; background-color: #ffc107;"></div>	9	177	154
Overvotes	0			0	0	0
Undervotes	95			3	44	48

### REP County Chair

Vote For 1

	TOTAL	VOTE %		Absentee	Early Voting	Election Day
David Stein	283	100.00%	<div style="width: 100%; background-color: #ffc107;"></div>	8	154	121
Total Votes Cast	283	100.00%	<div style="width: 100%; background-color: #ffc107;"></div>	8	154	121
Overvotes	0			0	0	0
Undervotes	152			4	67	81

### REP Proposition 1

Vote For 1

	TOTAL	VOTE %		Absentee	Early Voting	Election Day
YES	387	92.81%	<div style="width: 92.81%; background-color: #ffc107;"></div>	11	193	183
NO	30	7.19%	<div style="width: 7.19%; background-color: #ffc107;"></div>	0	19	11
Total Votes Cast	417	100.00%	<div style="width: 100%; background-color: #ffc107;"></div>	11	212	194
Overvotes	0			0	0	0
Undervotes	18			1	9	8

## Precinct 0021

### REP Proposition 2

Vote For 1

	TOTAL	VOTE %		Absentee	Early Voting	Election Day
YES	266	68.91%	<div style="width: 68.91%;"><div style="width: 68.91%;"></div></div>	3	139	124
NO	120	31.09%	<div style="width: 31.09%;"><div style="width: 31.09%;"></div></div>	6	66	48
Total Votes Cast	386	100.00%	<div style="width: 100.00%;"><div style="width: 100.00%;"></div></div>	9	205	172
Overvotes	0			0	0	0
Undervotes	49			3	16	30

### REP Proposition 3

Vote For 1

	TOTAL	VOTE %		Absentee	Early Voting	Election Day
YES	379	89.39%	<div style="width: 89.39%;"><div style="width: 89.39%;"></div></div>	8	192	179
NO	45	10.61%	<div style="width: 10.61%;"><div style="width: 10.61%;"></div></div>	2	25	18
Total Votes Cast	424	100.00%	<div style="width: 100.00%;"><div style="width: 100.00%;"></div></div>	10	217	197
Overvotes	0			0	0	0
Undervotes	11			2	4	5

### REP Proposition 4

Vote For 1

	TOTAL	VOTE %		Absentee	Early Voting	Election Day
YES	381	90.50%	<div style="width: 90.50%;"><div style="width: 90.50%;"></div></div>	12	196	173
NO	40	9.50%	<div style="width: 9.50%;"><div style="width: 9.50%;"></div></div>	0	20	20
Total Votes Cast	421	100.00%	<div style="width: 100.00%;"><div style="width: 100.00%;"></div></div>	12	216	193
Overvotes	0			0	0	0
Undervotes	14			0	5	9

### REP Proposition 5

Vote For 1

	TOTAL	VOTE %		Absentee	Early Voting	Election Day
YES	350	83.93%	<div style="width: 83.93%;"><div style="width: 83.93%;"></div></div>	4	174	172
NO	67	16.07%	<div style="width: 16.07%;"><div style="width: 16.07%;"></div></div>	6	40	21
Total Votes Cast	417	100.00%	<div style="width: 100.00%;"><div style="width: 100.00%;"></div></div>	10	214	193
Overvotes	0			0	0	0
Undervotes	18			2	7	9

### REP Proposition 6

Vote For 1

	TOTAL	VOTE %		Absentee	Early Voting	Election Day
YES	288	74.04%	<div style="width: 74.04%;"><div style="width: 74.04%;"></div></div>	3	152	133
NO	101	25.96%	<div style="width: 25.96%;"><div style="width: 25.96%;"></div></div>	6	56	39
Total Votes Cast	389	100.00%	<div style="width: 100.00%;"><div style="width: 100.00%;"></div></div>	9	208	172
Overvotes	0			0	0	0
Undervotes	46			3	13	30

## Precinct 0021

### REP Proposition 7

Vote For 1

	TOTAL	VOTE %		Absentee	Early Voting	Election Day
YES	403	95.05%	<div style="width: 95.05%;"><div style="width: 95.05%;"></div></div>	12	202	189
NO	21	4.95%	<div style="width: 4.95%;"><div style="width: 4.95%;"></div></div>	0	14	7
Total Votes Cast	424	100.00%	<div style="width: 100.00%;"><div style="width: 100.00%;"></div></div>	12	216	196
Overvotes	0			0	0	0
Undervotes	11			0	5	6

### REP Proposition 8

Vote For 1

	TOTAL	VOTE %		Absentee	Early Voting	Election Day
YES	387	92.58%	<div style="width: 92.58%;"><div style="width: 92.58%;"></div></div>	12	192	183
NO	31	7.42%	<div style="width: 7.42%;"><div style="width: 7.42%;"></div></div>	0	22	9
Total Votes Cast	418	100.00%	<div style="width: 100.00%;"><div style="width: 100.00%;"></div></div>	12	214	192
Overvotes	0			0	0	0
Undervotes	17			0	7	10

### REP Proposition 9

Vote For 1

	TOTAL	VOTE %		Absentee	Early Voting	Election Day
YES	349	84.91%	<div style="width: 84.91%;"><div style="width: 84.91%;"></div></div>	8	177	164
NO	62	15.09%	<div style="width: 15.09%;"><div style="width: 15.09%;"></div></div>	2	34	26
Total Votes Cast	411	100.00%	<div style="width: 100.00%;"><div style="width: 100.00%;"></div></div>	10	211	190
Overvotes	0			0	0	0
Undervotes	24			2	10	12

### REP Proposition 10

Vote For 1

	TOTAL	VOTE %		Absentee	Early Voting	Election Day
YES	378	91.97%	<div style="width: 91.97%;"><div style="width: 91.97%;"></div></div>	9	195	174
NO	33	8.03%	<div style="width: 8.03%;"><div style="width: 8.03%;"></div></div>	2	16	15
Total Votes Cast	411	100.00%	<div style="width: 100.00%;"><div style="width: 100.00%;"></div></div>	11	211	189
Overvotes	0			0	0	0
Undervotes	24			1	10	13

## Precinct 0022

### Statistics

	TOTAL	Absentee	Early Voting	Election Day
Registered Voters - Total	393			
Ballots Cast - Total	38	0	10	28
Ballots Cast - Republican Party	22	0	6	16
Ballots Cast - Democratic Party	16	0	4	12
Ballots Cast - Blank	0	0	0	0
Voter Turnout - Total	9.67%			

### REP US Rep, District 1

Vote For 1

	TOTAL	VOTE %	Absentee	Early Voting	Election Day
Aditya "A.D." Atholi	1	5.00%	0	0	1
John Porro	2	10.00%	0	1	1
Nathaniel Moran	15	75.00%	0	3	12
Joe McDaniel	2	10.00%	0	0	2
Total Votes Cast	20	100.00%	0	4	16
Overvotes	0		0	0	0
Undervotes	2		0	2	0

### REP Governor

Vote For 1

	TOTAL	VOTE %	Absentee	Early Voting	Election Day
Danny Harrison	0	0.00%	0	0	0
Chad Prather	1	4.55%	0	0	1
Paul Belew	0	0.00%	0	0	0
Rick Perry	0	0.00%	0	0	0
Don Huffines	2	9.09%	0	0	2
Allen B. West	2	9.09%	0	0	2
Greg Abbott	17	77.27%	0	6	11
Kandy Kaye Horn	0	0.00%	0	0	0
Total Votes Cast	22	100.00%	0	6	16
Overvotes	0		0	0	0
Undervotes	0		0	0	0

### REP Lieutenant Governor

Vote For 1

	TOTAL	VOTE %	Absentee	Early Voting	Election Day
Daniel Miller	1	5.56%	0	0	1
Dan Patrick	16	88.89%	0	5	11
Todd M. Bullis	1	5.56%	0	0	1
Trayce Bradford	0	0.00%	0	0	0
Aaron Sorrells	0	0.00%	0	0	0
Zach Vance	0	0.00%	0	0	0
Total Votes Cast	18	100.00%	0	5	13
Overvotes	0		0	0	0
Undervotes	4		0	1	3

## Precinct 0022

### REP Attorney General

Vote For 1

	TOTAL	VOTE %	Absentee	Early Voting	Election Day
George P. Bush	1	5.00%	0	0	1
Louie Gohmert	11	55.00%	0	4	7
Ken Paxton	7	35.00%	0	2	5
Eva Guzman	1	5.00%	0	0	1
Total Votes Cast	20	100.00%	0	6	14
Overvotes	0		0	0	0
Undervotes	2		0	0	2

### REP Comptroller of Public Accounts

Vote For 1

	TOTAL	VOTE %	Absentee	Early Voting	Election Day
Mark V. Goloby	4	26.67%	0	0	4
Glenn Hegar	11	73.33%	0	5	6
Total Votes Cast	15	100.00%	0	5	10
Overvotes	0		0	0	0
Undervotes	7		0	1	6

### REP Comm General Land Office

Vote For 1

	TOTAL	VOTE %	Absentee	Early Voting	Election Day
Dawn Buckingham	4	40.00%	0	2	2
Don W. Minton	4	40.00%	0	2	2
Ben Armenta	0	0.00%	0	0	0
Rufus Lopez	0	0.00%	0	0	0
Tim Westley	2	20.00%	0	0	2
Jon Spiers	0	0.00%	0	0	0
Victor Avila	0	0.00%	0	0	0
Weston Martinez	0	0.00%	0	0	0
Total Votes Cast	10	100.00%	0	4	6
Overvotes	0		0	0	0
Undervotes	12		0	2	10

### REP Commissioner of Agriculture

Vote For 1

	TOTAL	VOTE %	Absentee	Early Voting	Election Day
Sid Miller	7	58.33%	0	3	4
James White	5	41.67%	0	1	4
Carey A. Council	0	0.00%	0	0	0
Total Votes Cast	12	100.00%	0	4	8
Overvotes	0		0	0	0
Undervotes	10		0	2	8

## Precinct 0022

### REP Railroad Commissioner

Vote For 1

	TOTAL	VOTE %	Absentee	Early Voting	Election Day
Tom Slocum Jr	1	8.33%	0	0	1
Marvin "Sarge" Summers	3	25.00%	0	0	3
Sarah Stogner	4	33.33%	0	3	1
Dawayne Tipton	0	0.00%	0	0	0
Wayne Christian	4	33.33%	0	2	2
Total Votes Cast	12	100.00%	0	5	7
Overvotes	0		0	0	0
Undervotes	10		0	1	9

### REP Justice, Supreme Court, PI 3

Vote For 1

	TOTAL	VOTE %	Absentee	Early Voting	Election Day
Debra Lehrmann	13	100.00%	0	3	10
Total Votes Cast	13	100.00%	0	3	10
Overvotes	0		0	0	0
Undervotes	9		0	3	6

### REP Justice, Supreme Court, PI 5

Vote For 1

	TOTAL	VOTE %	Absentee	Early Voting	Election Day
Rebeca Huddle	15	100.00%	0	4	11
Total Votes Cast	15	100.00%	0	4	11
Overvotes	0		0	0	0
Undervotes	7		0	2	5

### REP Justice, Supreme Court, PI 9

Vote For 1

	TOTAL	VOTE %	Absentee	Early Voting	Election Day
David J. Schenck	4	40.00%	0	2	2
Evan Young	6	60.00%	0	2	4
Total Votes Cast	10	100.00%	0	4	6
Overvotes	0		0	0	0
Undervotes	12		0	2	10

### REP Judge, Ct of Crim App, PI 2

Vote For 1

	TOTAL	VOTE %	Absentee	Early Voting	Election Day
Mary Lou Keel	14	100.00%	0	3	11
Total Votes Cast	14	100.00%	0	3	11
Overvotes	0		0	0	0
Undervotes	8		0	3	5



## Precinct 0022

### REP Judge, Ct of Crim App, PI 5

Vote For 1

	TOTAL	VOTE %		Absentee	Early Voting	Election Day
Clint Morgan	5	45.45%	<div style="width: 45.45%;"><div style="width: 45.45%;"></div></div>	0	2	3
Scott Walker	6	54.55%	<div style="width: 54.55%;"><div style="width: 54.55%;"></div></div>	0	2	4
Total Votes Cast	11	100.00%	<div style="width: 100.00%;"><div style="width: 100.00%;"></div></div>	0	4	7
Overvotes	0			0	0	0
Undervotes	11			0	2	9

### REP Judge, Ct of Crim App, PI 6

Vote For 1

	TOTAL	VOTE %		Absentee	Early Voting	Election Day
Jesse F. McClure, III	12	100.00%	<div style="width: 100.00%;"><div style="width: 100.00%;"></div></div>	0	3	9
Total Votes Cast	12	100.00%	<div style="width: 100.00%;"><div style="width: 100.00%;"></div></div>	0	3	9
Overvotes	0			0	0	0
Undervotes	10			0	3	7

### REP Member, State BoE, Dist 9

Vote For 1

	TOTAL	VOTE %		Absentee	Early Voting	Election Day
Keven M. Ellis	13	100.00%	<div style="width: 100.00%;"><div style="width: 100.00%;"></div></div>	0	3	10
Total Votes Cast	13	100.00%	<div style="width: 100.00%;"><div style="width: 100.00%;"></div></div>	0	3	10
Overvotes	0			0	0	0
Undervotes	9			0	3	6

### REP State Senator, Dist 1

Vote For 1

	TOTAL	VOTE %		Absentee	Early Voting	Election Day
Bryan Hughes	16	100.00%	<div style="width: 100.00%;"><div style="width: 100.00%;"></div></div>	0	2	14
Total Votes Cast	16	100.00%	<div style="width: 100.00%;"><div style="width: 100.00%;"></div></div>	0	2	14
Overvotes	0			0	0	0
Undervotes	6			0	4	2

### REP State Rep, Dist 6

Vote For 1

	TOTAL	VOTE %		Absentee	Early Voting	Election Day
Matt Schaefer	17	89.47%	<div style="width: 89.47%;"><div style="width: 89.47%;"></div></div>	0	4	13
Charles Turner	2	10.53%	<div style="width: 10.53%;"><div style="width: 10.53%;"></div></div>	0	0	2
Total Votes Cast	19	100.00%	<div style="width: 100.00%;"><div style="width: 100.00%;"></div></div>	0	4	15
Overvotes	0			0	0	0
Undervotes	3			0	2	1

## Precinct 0022

### REP Justice, 12th Ct of App Dist, PI 2

Vote For 1

	TOTAL	VOTE %	Absentee	Early Voting	Election Day
Brian Hoyle	13	100.00%	0	2	11
Total Votes Cast	13	100.00%	0	2	11
Overvotes	0		0	0	0
Undervotes	9		0	4	5

### REP Dist Judge, 241st Judicial Dist

Vote For 1

	TOTAL	VOTE %	Absentee	Early Voting	Election Day
Debby Gunter	13	100.00%	0	3	10
Total Votes Cast	13	100.00%	0	3	10
Overvotes	0		0	0	0
Undervotes	9		0	3	6

### REP Dist Judge, 321st Judicial Dist

Vote For 1

	TOTAL	VOTE %	Absentee	Early Voting	Election Day
Robert Wilson	13	100.00%	0	3	10
Total Votes Cast	13	100.00%	0	3	10
Overvotes	0		0	0	0
Undervotes	9		0	3	6

### REP Criminal District Attorney

Vote For 1

	TOTAL	VOTE %	Absentee	Early Voting	Election Day
Jacob Putman	13	100.00%	0	3	10
Total Votes Cast	13	100.00%	0	3	10
Overvotes	0		0	0	0
Undervotes	9		0	3	6

### REP County Judge

Vote For 1

	TOTAL	VOTE %	Absentee	Early Voting	Election Day
Neal Franklin	14	100.00%	0	3	11
Total Votes Cast	14	100.00%	0	3	11
Overvotes	0		0	0	0
Undervotes	8		0	3	5

### REP Judge, County Court at Law No. 1

Vote For 1

	TOTAL	VOTE %	Absentee	Early Voting	Election Day
Jason Ellis	13	100.00%	0	3	10
Total Votes Cast	13	100.00%	0	3	10
Overvotes	0		0	0	0
Undervotes	9		0	3	6

## Precinct 0022

### REP Judge, County Court at Law No. 2

Vote For 1

	TOTAL	VOTE %	Absentee	Early Voting	Election Day
Taylor Heaton	13	100.00%	0	3	10
Total Votes Cast	13	100.00%	0	3	10
Overvotes	0		0	0	0
Undervotes	9		0	3	6

### REP Judge, County Court at Law No. 3

Vote For 1

	TOTAL	VOTE %	Absentee	Early Voting	Election Day
Sara Maynard	4	30.77%	0	2	2
Trevor M. Rose	1	7.69%	0	0	1
Clay White	8	61.54%	0	1	7
Total Votes Cast	13	100.00%	0	3	10
Overvotes	0		0	0	0
Undervotes	9		0	3	6

### REP District Clerk

Vote For 1

	TOTAL	VOTE %	Absentee	Early Voting	Election Day
Penny Clarkston	14	100.00%	0	3	11
Total Votes Cast	14	100.00%	0	3	11
Overvotes	0		0	0	0
Undervotes	8		0	3	5

### REP County Clerk

Vote For 1

	TOTAL	VOTE %	Absentee	Early Voting	Election Day
Karen Bryant Phillips	14	100.00%	0	3	11
Total Votes Cast	14	100.00%	0	3	11
Overvotes	0		0	0	0
Undervotes	8		0	3	5

### REP County Treasurer

Vote For 1

	TOTAL	VOTE %	Absentee	Early Voting	Election Day
Kelli R. White	8	80.00%	0	3	5
Jamie Boersma	2	20.00%	0	0	2
Total Votes Cast	10	100.00%	0	3	7
Overvotes	0		0	0	0
Undervotes	12		0	3	9

## Precinct 0022

### REP County Commissioner Pct 2

Vote For 1

	TOTAL	VOTE %		Absentee	Early Voting	Election Day
Mike Adams	7	53.85%	<div style="width: 53.85%;"><div style="width: 53.85%;"></div></div>	0	2	5
Anwar Khalifa	4	30.77%	<div style="width: 30.77%;"><div style="width: 30.77%;"></div></div>	0	0	4
John Moore	2	15.38%	<div style="width: 15.38%;"><div style="width: 15.38%;"></div></div>	0	1	1
Total Votes Cast	13	100.00%	<div style="width: 100.00%;"><div style="width: 100.00%;"></div></div>	0	3	10
Overvotes	0			0	0	0
Undervotes	9			0	3	6

### REP County Chair

Vote For 1

	TOTAL	VOTE %		Absentee	Early Voting	Election Day
David Stein	13	100.00%	<div style="width: 100.00%;"><div style="width: 100.00%;"></div></div>	0	3	10
Total Votes Cast	13	100.00%	<div style="width: 100.00%;"><div style="width: 100.00%;"></div></div>	0	3	10
Overvotes	0			0	0	0
Undervotes	9			0	3	6

### REP Proposition 1

Vote For 1

	TOTAL	VOTE %		Absentee	Early Voting	Election Day
YES	22	100.00%	<div style="width: 100.00%;"><div style="width: 100.00%;"></div></div>	0	6	16
NO	0	0.00%	<div style="width: 0.00%;"><div style="width: 0.00%;"></div></div>	0	0	0
Total Votes Cast	22	100.00%	<div style="width: 100.00%;"><div style="width: 100.00%;"></div></div>	0	6	16
Overvotes	0			0	0	0
Undervotes	0			0	0	0

### REP Proposition 2

Vote For 1

	TOTAL	VOTE %		Absentee	Early Voting	Election Day
YES	18	85.71%	<div style="width: 85.71%;"><div style="width: 85.71%;"></div></div>	0	5	13
NO	3	14.29%	<div style="width: 14.29%;"><div style="width: 14.29%;"></div></div>	0	1	2
Total Votes Cast	21	100.00%	<div style="width: 100.00%;"><div style="width: 100.00%;"></div></div>	0	6	15
Overvotes	0			0	0	0
Undervotes	1			0	0	1

### REP Proposition 3

Vote For 1

	TOTAL	VOTE %		Absentee	Early Voting	Election Day
YES	20	90.91%	<div style="width: 90.91%;"><div style="width: 90.91%;"></div></div>	0	6	14
NO	2	9.09%	<div style="width: 9.09%;"><div style="width: 9.09%;"></div></div>	0	0	2
Total Votes Cast	22	100.00%	<div style="width: 100.00%;"><div style="width: 100.00%;"></div></div>	0	6	16
Overvotes	0			0	0	0
Undervotes	0			0	0	0

## Precinct 0022

### REP Proposition 4

Vote For 1

	TOTAL	VOTE %		Absentee	Early Voting	Election Day
YES	21	100.00%	<div style="width: 100%; height: 10px; background-color: #ffc107;"></div>	0	6	15
NO	0	0.00%	<div style="width: 0%; height: 10px; background-color: #6c757d;"></div>	0	0	0
Total Votes Cast	21	100.00%	<div style="width: 100%; height: 10px; background-color: #ffc107;"></div>	0	6	15
Overvotes	0			0	0	0
Undervotes	1			0	0	1

### REP Proposition 5

Vote For 1

	TOTAL	VOTE %		Absentee	Early Voting	Election Day
YES	22	100.00%	<div style="width: 100%; height: 10px; background-color: #ffc107;"></div>	0	6	16
NO	0	0.00%	<div style="width: 0%; height: 10px; background-color: #6c757d;"></div>	0	0	0
Total Votes Cast	22	100.00%	<div style="width: 100%; height: 10px; background-color: #ffc107;"></div>	0	6	16
Overvotes	0			0	0	0
Undervotes	0			0	0	0

### REP Proposition 6

Vote For 1

	TOTAL	VOTE %		Absentee	Early Voting	Election Day
YES	17	80.95%	<div style="width: 80.95%; height: 10px; background-color: #ffc107;"></div>	0	6	11
NO	4	19.05%	<div style="width: 19.05%; height: 10px; background-color: #6c757d;"></div>	0	0	4
Total Votes Cast	21	100.00%	<div style="width: 100%; height: 10px; background-color: #ffc107;"></div>	0	6	15
Overvotes	0			0	0	0
Undervotes	1			0	0	1

### REP Proposition 7

Vote For 1

	TOTAL	VOTE %		Absentee	Early Voting	Election Day
YES	22	100.00%	<div style="width: 100%; height: 10px; background-color: #ffc107;"></div>	0	6	16
NO	0	0.00%	<div style="width: 0%; height: 10px; background-color: #6c757d;"></div>	0	0	0
Total Votes Cast	22	100.00%	<div style="width: 100%; height: 10px; background-color: #ffc107;"></div>	0	6	16
Overvotes	0			0	0	0
Undervotes	0			0	0	0

### REP Proposition 8




Vote For 1

	TOTAL	VOTE %		Absentee	Early Voting	Election Day
YES	21	100.00%	<div style="width: 100%; height: 10px; background-color: #ffc107;"></div>	0	6	15
NO	0	0.00%	<div style="width: 0%; height: 10px; background-color: #6c757d;"></div>	0	0	0
Total Votes Cast	21	100.00%	<div style="width: 100%; height: 10px; background-color: #ffc107;"></div>	0	6	15
Overvotes	0			0	0	0
Undervotes	1			0	0	1

## Precinct 0022




### REP Proposition 9

Vote For 1

	TOTAL	VOTE %		Absentee	Early Voting	Election Day
YES	20	90.91%		0	5	15
NO	2	9.09%		0	1	1
Total Votes Cast	22	100.00%		0	6	16
Overvotes	0			0	0	0
Undervotes	0			0	0	0

### REP Proposition 10

Vote For 1

	TOTAL	VOTE %		Absentee	Early Voting	Election Day
YES	22	100.00%		0	6	16
NO	0	0.00%		0	0	0
Total Votes Cast	22	100.00%		0	6	16
Overvotes	0			0	0	0
Undervotes	0			0	0	0

### Precinct 0023

Statistics	TOTAL	Absentee	Early Voting	Election Day
Registered Voters - Total	2,315			
Ballots Cast - Total	485	18	236	231
Ballots Cast - Republican Party	398	12	200	186
Ballots Cast - Democratic Party	87	6	36	45
Ballots Cast - Blank	0	0	0	0
Voter Turnout - Total	20.95%			

#### REP US Rep, District 1

Vote For 1

	TOTAL	VOTE %	Absentee	Early Voting	Election Day
Aditya "A.D." Atholi	11	2.89%	0	4	7
John Porro	9	2.36%	0	5	4
Nathaniel Moran	327	85.83%	9	176	142
Joe McDaniel	34	8.92%	1	10	23
Total Votes Cast	381	100.00%	10	195	176
Overvotes	0		0	0	0
Undervotes	17		2	5	10

#### REP Governor

Vote For 1

	TOTAL	VOTE %	Absentee	Early Voting	Election Day
Danny Harrison	1	0.25%	0	0	1
Chad Prather	13	3.30%	0	4	9
Paul Belew	5	1.27%	0	4	1
Rick Perry	10	2.54%	0	5	5
Don Huffines	23	5.84%	0	12	11
Allen B. West	65	16.50%	2	38	25
Greg Abbott	274	69.54%	10	134	130
Kandy Kaye Horn	3	0.76%	0	2	1
Total Votes Cast	394	100.00%	12	199	183
Overvotes	0		0	0	0
Undervotes	4		0	1	3

#### REP Lieutenant Governor

Vote For 1

	TOTAL	VOTE %	Absentee	Early Voting	Election Day
Daniel Miller	40	10.90%	1	23	16
Dan Patrick	260	70.84%	9	135	116
Todd M. Bullis	4	1.09%	0	2	2
Trayce Bradford	37	10.08%	0	17	20
Aaron Sorrells	10	2.72%	0	6	4
Zach Vance	16	4.36%	2	5	9
Total Votes Cast	367	100.00%	12	188	167
Overvotes	0		0	0	0
Undervotes	31		0	12	19

## Precinct 0023

### REP Attorney General

Vote For 1

	TOTAL	VOTE %		Absentee	Early Voting	Election Day
George P. Bush	38	9.64%	<div style="width: 9.64%;"></div>	0	17	21
Louie Gohmert	248	62.94%	<div style="width: 62.94%;"></div>	9	127	112
Ken Paxton	68	17.26%	<div style="width: 17.26%;"></div>	1	37	30
Eva Guzman	40	10.15%	<div style="width: 10.15%;"></div>	2	18	20
Total Votes Cast	394	100.00%	<div style="width: 100.00%;"></div>	12	199	183
Overvotes	0			0	0	0
Undervotes	4			0	1	3

### REP Comptroller of Public Accounts

Vote For 1

	TOTAL	VOTE %		Absentee	Early Voting	Election Day
Mark V. Goloby	73	25.35%	<div style="width: 25.35%;"></div>	3	32	38
Glenn Hegar	215	74.65%	<div style="width: 74.65%;"></div>	7	116	92
Total Votes Cast	288	100.00%	<div style="width: 100.00%;"></div>	10	148	130
Overvotes	0			0	0	0
Undervotes	110			2	52	56

### REP Comm General Land Office

Vote For 1

	TOTAL	VOTE %		Absentee	Early Voting	Election Day
Dawn Buckingham	104	34.67%	<div style="width: 34.67%;"></div>	3	61	40
Don W. Minton	53	17.67%	<div style="width: 17.67%;"></div>	6	21	26
Ben Armenta	9	3.00%	<div style="width: 3.00%;"></div>	0	2	7
Rufus Lopez	7	2.33%	<div style="width: 2.33%;"></div>	0	2	5
Tim Westley	18	6.00%	<div style="width: 6.00%;"></div>	0	11	7
Jon Spiers	93	31.00%	<div style="width: 31.00%;"></div>	0	52	41
Victor Avila	9	3.00%	<div style="width: 3.00%;"></div>	0	5	4
Weston Martinez	7	2.33%	<div style="width: 2.33%;"></div>	0	4	3
Total Votes Cast	300	100.00%	<div style="width: 100.00%;"></div>	9	158	133
Overvotes	0			0	0	0
Undervotes	98			3	42	53

### REP Commissioner of Agriculture

Vote For 1

	TOTAL	VOTE %		Absentee	Early Voting	Election Day
Sid Miller	140	47.78%	<div style="width: 47.78%;"></div>	2	73	65
James White	121	41.30%	<div style="width: 41.30%;"></div>	4	65	52
Carey A. Council	32	10.92%	<div style="width: 10.92%;"></div>	2	13	17
Total Votes Cast	293	100.00%	<div style="width: 100.00%;"></div>	8	151	134
Overvotes	0			0	0	0
Undervotes	105			4	49	52



## Precinct 0023

### REP Railroad Commissioner

Vote For 1

	TOTAL	VOTE %	Absentee	Early Voting	Election Day
Tom Slocum Jr	53	17.61%	0	26	27
Marvin "Sarge" Summers	15	4.98%	0	6	9
Sarah Stogner	44	14.62%	1	26	17
Dawayne Tipton	19	6.31%	2	7	10
Wayne Christian	170	56.48%	6	93	71
<b>Total Votes Cast</b>	<b>301</b>	<b>100.00%</b>	<b>9</b>	<b>158</b>	<b>134</b>
Overvotes	0		0	0	0
Undervotes	97		3	42	52

### REP Justice, Supreme Court, PI 3

Vote For 1

	TOTAL	VOTE %	Absentee	Early Voting	Election Day
Debra Lehrmann	271	100.00%	10	144	117
<b>Total Votes Cast</b>	<b>271</b>	<b>100.00%</b>	<b>10</b>	<b>144</b>	<b>117</b>
Overvotes	0		0	0	0
Undervotes	127		2	56	69

### REP Justice, Supreme Court, PI 5

Vote For 1

	TOTAL	VOTE %	Absentee	Early Voting	Election Day
Rebeca Huddle	269	100.00%	9	140	120
<b>Total Votes Cast</b>	<b>269</b>	<b>100.00%</b>	<b>9</b>	<b>140</b>	<b>120</b>
Overvotes	0		0	0	0
Undervotes	129		3	60	66

### REP Justice, Supreme Court, PI 9

Vote For 1

	TOTAL	VOTE %	Absentee	Early Voting	Election Day
David J. Schenck	182	63.86%	6	89	87
Evan Young	103	36.14%	2	61	40
<b>Total Votes Cast</b>	<b>285</b>	<b>100.00%</b>	<b>8</b>	<b>150</b>	<b>127</b>
Overvotes	0		0	0	0
Undervotes	113		4	50	59

### REP Judge, Ct of Crim App, PI 2

Vote For 1

	TOTAL	VOTE %	Absentee	Early Voting	Election Day
Mary Lou Keel	245	100.00%	9	127	109
<b>Total Votes Cast</b>	<b>245</b>	<b>100.00%</b>	<b>9</b>	<b>127</b>	<b>109</b>
Overvotes	0		0	0	0
Undervotes	153		3	73	77

## Precinct 0023

### REP Judge, Ct of Crim App, PI 5

Vote For 1

	TOTAL	VOTE %		Absentee	Early Voting	Election Day
Clint Morgan	162	58.70%	<div style="width: 58.70%;"><div style="width: 58.70%;"></div></div>	0	86	76
Scott Walker	114	41.30%	<div style="width: 41.30%;"><div style="width: 41.30%;"></div></div>	8	55	51
Total Votes Cast	276	100.00%	<div style="width: 100.00%;"><div style="width: 100.00%;"></div></div>	8	141	127
Overvotes	0			0	0	0
Undervotes	122			4	59	59

### REP Judge, Ct of Crim App, PI 6

Vote For 1

	TOTAL	VOTE %		Absentee	Early Voting	Election Day
Jesse F. McClure, III	256	100.00%	<div style="width: 100.00%;"><div style="width: 100.00%;"></div></div>	9	132	115
Total Votes Cast	256	100.00%	<div style="width: 100.00%;"><div style="width: 100.00%;"></div></div>	9	132	115
Overvotes	0			0	0	0
Undervotes	142			3	68	71

### REP Member, State BoE, Dist 9

Vote For 1

	TOTAL	VOTE %		Absentee	Early Voting	Election Day
Keven M. Ellis	261	100.00%	<div style="width: 100.00%;"><div style="width: 100.00%;"></div></div>	8	134	119
Total Votes Cast	261	100.00%	<div style="width: 100.00%;"><div style="width: 100.00%;"></div></div>	8	134	119
Overvotes	0			0	0	0
Undervotes	137			4	66	67

### REP State Senator, Dist 1

Vote For 1

	TOTAL	VOTE %		Absentee	Early Voting	Election Day
Bryan Hughes	300	100.00%	<div style="width: 100.00%;"><div style="width: 100.00%;"></div></div>	8	158	134
Total Votes Cast	300	100.00%	<div style="width: 100.00%;"><div style="width: 100.00%;"></div></div>	8	158	134
Overvotes	0			0	0	0
Undervotes	98			4	42	52

### REP State Rep, Dist 6

Vote For 1

	TOTAL	VOTE %		Absentee	Early Voting	Election Day
Matt Schaefer	330	89.67%	<div style="width: 89.67%;"><div style="width: 89.67%;"></div></div>	8	173	149
Charles Turner	38	10.33%	<div style="width: 10.33%;"><div style="width: 10.33%;"></div></div>	2	15	21
Total Votes Cast	368	100.00%	<div style="width: 100.00%;"><div style="width: 100.00%;"></div></div>	10	188	170
Overvotes	0			0	0	0
Undervotes	30			2	12	16

## Precinct 0023

### REP Justice, 12th Ct of App Dist, PI 2

Vote For 1

	TOTAL	VOTE %	Absentee	Early Voting	Election Day
Brian Hoyle	262	100.00%	10	138	114
Total Votes Cast	262	100.00%	10	138	114
Overvotes	0		0	0	0
Undervotes	136		2	62	72

### REP Dist Judge, 241st Judicial Dist

Vote For 1

	TOTAL	VOTE %	Absentee	Early Voting	Election Day
Debby Gunter	277	100.00%	10	146	121
Total Votes Cast	277	100.00%	10	146	121
Overvotes	0		0	0	0
Undervotes	121		2	54	65

### REP Dist Judge, 321st Judicial Dist

Vote For 1

	TOTAL	VOTE %	Absentee	Early Voting	Election Day
Robert Wilson	271	100.00%	10	142	119
Total Votes Cast	271	100.00%	10	142	119
Overvotes	0		0	0	0
Undervotes	127		2	58	67

### REP Criminal District Attorney

Vote For 1

	TOTAL	VOTE %	Absentee	Early Voting	Election Day
Jacob Putman	298	100.00%	10	160	128
Total Votes Cast	298	100.00%	10	160	128
Overvotes	0		0	0	0
Undervotes	100		2	40	58

### REP County Judge

Vote For 1

	TOTAL	VOTE %	Absentee	Early Voting	Election Day
Neal Franklin	281	100.00%	11	149	121
Total Votes Cast	281	100.00%	11	149	121
Overvotes	0		0	0	0
Undervotes	117		1	51	65

### REP Judge, County Court at Law No. 1

Vote For 1

	TOTAL	VOTE %	Absentee	Early Voting	Election Day
Jason Ellis	274	100.00%	10	149	115
Total Votes Cast	274	100.00%	10	149	115
Overvotes	0		0	0	0
Undervotes	124		2	51	71

## Precinct 0023

### REP Judge, County Court at Law No. 2

Vote For 1

	TOTAL	VOTE %	Absentee	Early Voting	Election Day
Taylor Heaton	269	100.00%	10	145	114
Total Votes Cast	269	100.00%	10	145	114
Overvotes	0		0	0	0
Undervotes	129		2	55	72

### REP Judge, County Court at Law No. 3

Vote For 1

	TOTAL	VOTE %	Absentee	Early Voting	Election Day
Sara Maynard	133	39.82%	4	71	58
Trevor M. Rose	23	6.89%	1	12	10
Clay White	178	53.29%	4	96	78
Total Votes Cast	334	100.00%	9	179	146
Overvotes	0		0	0	0
Undervotes	64		3	21	40

### REP District Clerk

Vote For 1

	TOTAL	VOTE %	Absentee	Early Voting	Election Day
Penny Clarkston	281	100.00%	10	149	122
Total Votes Cast	281	100.00%	10	149	122
Overvotes	0		0	0	0
Undervotes	117		2	51	64

### REP County Clerk

Vote For 1

	TOTAL	VOTE %	Absentee	Early Voting	Election Day
Karen Bryant Phillips	268	100.00%	10	141	117
Total Votes Cast	268	100.00%	10	141	117
Overvotes	0		0	0	0
Undervotes	130		2	59	69

### REP County Treasurer

Vote For 1

	TOTAL	VOTE %	Absentee	Early Voting	Election Day
Kelli R. White	204	75.00%	7	108	89
Jamie Boersma	68	25.00%	0	38	30
Total Votes Cast	272	100.00%	7	146	119
Overvotes	0		0	0	0
Undervotes	126		5	54	67

## Precinct 0023

### REP County Commissioner Pct 2

Vote For 1

	TOTAL	VOTE %		Absentee	Early Voting	Election Day
Mike Adams	93	27.60%		2	54	37
Anwar Khalifa	55	16.32%		3	27	25
John Moore	189	56.08%		4	95	90
Total Votes Cast	337	100.00%		9	176	152
Overvotes	0			0	0	0
Undervotes	61			3	24	34

### REP JOP Pct 3

Vote For 1

	TOTAL	VOTE %		Absentee	Early Voting	Election Day
James L. Meredith	273	100.00%		10	142	121
Total Votes Cast	273	100.00%		10	142	121
Overvotes	0			0	0	0
Undervotes	125			2	58	65

### REP County Chair

Vote For 1

	TOTAL	VOTE %		Absentee	Early Voting	Election Day
David Stein	272	100.00%		9	142	121
Total Votes Cast	272	100.00%		9	142	121
Overvotes	0			0	0	0
Undervotes	126			3	58	65

### REP Proposition 1

Vote For 1

	TOTAL	VOTE %		Absentee	Early Voting	Election Day
YES	348	92.06%		9	185	154
NO	30	7.94%		2	11	17
Total Votes Cast	378	100.00%		11	196	171
Overvotes	0			0	0	0
Undervotes	20			1	4	15

### REP Proposition 2

Vote For 1

	TOTAL	VOTE %		Absentee	Early Voting	Election Day
YES	265	71.05%		6	129	130
NO	108	28.95%		4	59	45
Total Votes Cast	373	100.00%		10	188	175
Overvotes	0			0	0	0
Undervotes	25			2	12	11

## Precinct 0023

### REP Proposition 3

Vote For 1

	TOTAL	VOTE %	Absentee	Early Voting	Election Day
YES	344	88.66%	7	179	158
NO	44	11.34%	4	20	20
Total Votes Cast	388	100.00%	11	199	178
Overvotes	0		0	0	0
Undervotes	10		1	1	8

### REP Proposition 4

Vote For 1

	TOTAL	VOTE %	Absentee	Early Voting	Election Day
YES	344	89.12%	8	183	153
NO	42	10.88%	3	14	25
Total Votes Cast	386	100.00%	11	197	178
Overvotes	0		0	0	0
Undervotes	12		1	3	8

### REP Proposition 5

Vote For 1

	TOTAL	VOTE %	Absentee	Early Voting	Election Day
YES	341	87.89%	9	168	164
NO	47	12.11%	2	28	17
Total Votes Cast	388	100.00%	11	196	181
Overvotes	0		0	0	0
Undervotes	10		1	4	5

### REP Proposition 6

Vote For 1

	TOTAL	VOTE %	Absentee	Early Voting	Election Day
YES	299	80.16%	10	160	129
NO	74	19.84%	2	32	40
Total Votes Cast	373	100.00%	12	192	169
Overvotes	0		0	0	0
Undervotes	25		0	8	17

### REP Proposition 7

Vote For 1

	TOTAL	VOTE %	Absentee	Early Voting	Election Day
YES	374	95.65%	10	192	172
NO	17	4.35%	2	6	9
Total Votes Cast	391	100.00%	12	198	181
Overvotes	0		0	0	0
Undervotes	7		0	2	5

### Precinct 0023

#### REP Proposition 8

Vote For 1

	TOTAL	VOTE %	Absentee	Early Voting	Election Day
YES	362	93.78%	10	188	164
NO	24	6.22%	2	8	14
Total Votes Cast	386	100.00%	12	196	178
Overvotes	0		0	0	0
Undervotes	12		0	4	8

#### REP Proposition 9

Vote For 1

	TOTAL	VOTE %	Absentee	Early Voting	Election Day
YES	329	85.45%	8	170	151
NO	56	14.55%	4	27	25
Total Votes Cast	385	100.00%	12	197	176
Overvotes	0		0	0	0
Undervotes	13		0	3	10

#### REP Proposition 10

Vote For 1

	TOTAL	VOTE %	Absentee	Early Voting	Election Day
YES	360	94.24%	9	189	162
NO	22	5.76%	3	8	11
Total Votes Cast	382	100.00%	12	197	173
Overvotes	0		0	0	0
Undervotes	16		0	3	13

## Precinct 0024

### Statistics

	TOTAL	Absentee	Early Voting	Election Day
Registered Voters - Total	2,227			
Ballots Cast - Total	460	8	124	328
Ballots Cast - Republican Party	427	6	111	310
Ballots Cast - Democratic Party	33	2	13	18
Ballots Cast - Blank	0	0	0	0
Voter Turnout - Total	20.66%			

### REP US Rep, District 1

Vote For 1

	TOTAL	VOTE %	Absentee	Early Voting	Election Day
Aditya "A.D." Atholi	19	4.82%	2	4	13
John Porro	13	3.30%	0	1	12
Nathaniel Moran	326	82.74%	4	83	239
Joe McDaniel	36	9.14%	0	14	22
Total Votes Cast	394	100.00%	6	102	286
Overvotes	0		0	0	0
Undervotes	33		0	9	24

### REP Governor

Vote For 1

	TOTAL	VOTE %	Absentee	Early Voting	Election Day
Danny Harrison	2	0.47%	0	2	0
Chad Prather	10	2.36%	0	0	10
Paul Belew	0	0.00%	0	0	0
Rick Perry	11	2.60%	0	4	7
Don Huffines	44	10.40%	0	5	39
Allen B. West	77	18.20%	0	21	56
Greg Abbott	277	65.48%	6	77	194
Kandy Kaye Horn	2	0.47%	0	0	2
Total Votes Cast	423	100.00%	6	109	308
Overvotes	0		0	0	0
Undervotes	4		0	2	2

### REP Lieutenant Governor

Vote For 1

	TOTAL	VOTE %	Absentee	Early Voting	Election Day
Daniel Miller	57	14.21%	0	5	52
Dan Patrick	279	69.58%	6	80	193
Todd M. Bullis	6	1.50%	0	2	4
Trayce Bradford	45	11.22%	0	14	31
Aaron Sorrells	10	2.49%	0	4	6
Zach Vance	4	1.00%	0	3	1
Total Votes Cast	401	100.00%	6	108	287
Overvotes	0		0	0	0
Undervotes	26		0	3	23



## Precinct 0024

### REP Attorney General

Vote For 1

	TOTAL	VOTE %		Absentee	Early Voting	Election Day
George P. Bush	38	9.03%	<div style="width: 9.03%;"></div>	0	9	29
Louie Gohmert	286	67.93%	<div style="width: 67.93%;"></div>	4	73	209
Ken Paxton	86	20.43%	<div style="width: 20.43%;"></div>	2	23	61
Eva Guzman	11	2.61%	<div style="width: 2.61%;"></div>	0	4	7
Total Votes Cast	421	100.00%	<div style="width: 100.00%;"></div>	6	109	306
Overvotes	0			0	0	0
Undervotes	6			0	2	4

### REP Comptroller of Public Accounts

Vote For 1

	TOTAL	VOTE %		Absentee	Early Voting	Election Day
Mark V. Goloby	89	27.05%	<div style="width: 27.05%;"></div>	0	15	74
Glenn Hegar	240	72.95%	<div style="width: 72.95%;"></div>	6	73	161
Total Votes Cast	329	100.00%	<div style="width: 100.00%;"></div>	6	88	235
Overvotes	0			0	0	0
Undervotes	98			0	23	75

### REP Comm General Land Office

Vote For 1

	TOTAL	VOTE %		Absentee	Early Voting	Election Day
Dawn Buckingham	97	30.89%	<div style="width: 30.89%;"></div>	2	24	71
Don W. Minton	59	18.79%	<div style="width: 18.79%;"></div>	2	16	41
Ben Armenta	7	2.23%	<div style="width: 2.23%;"></div>	0	2	5
Rufus Lopez	5	1.59%	<div style="width: 1.59%;"></div>	0	1	4
Tim Westley	38	12.10%	<div style="width: 12.10%;"></div>	2	10	26
Jon Spiers	83	26.43%	<div style="width: 26.43%;"></div>	0	19	64
Victor Avila	17	5.41%	<div style="width: 5.41%;"></div>	0	4	13
Weston Martinez	8	2.55%	<div style="width: 2.55%;"></div>	0	2	6
Total Votes Cast	314	100.00%	<div style="width: 100.00%;"></div>	6	78	230
Overvotes	0			0	0	0
Undervotes	113			0	33	80

### REP Commissioner of Agriculture

Vote For 1

	TOTAL	VOTE %		Absentee	Early Voting	Election Day
Sid Miller	203	61.33%	<div style="width: 61.33%;"></div>	6	51	146
James White	109	32.93%	<div style="width: 32.93%;"></div>	0	25	84
Carey A. Council	19	5.74%	<div style="width: 5.74%;"></div>	0	7	12
Total Votes Cast	331	100.00%	<div style="width: 100.00%;"></div>	6	83	242
Overvotes	0			0	0	0
Undervotes	96			0	28	68

## Precinct 0024

### REP Railroad Commissioner

Vote For 1

	TOTAL	VOTE %	Absentee	Early Voting	Election Day
Tom Slocum Jr	72	21.62%	0	23	49
Marvin "Sarge" Summers	30	9.01%	2	7	21
Sarah Stogner	41	12.31%	0	11	30
Dawayne Tipton	26	7.81%	0	5	21
Wayne Christian	164	49.25%	4	40	120
<b>Total Votes Cast</b>	<b>333</b>	<b>100.00%</b>	<b>6</b>	<b>86</b>	<b>241</b>
Overvotes	0		0	0	0
Undervotes	94		0	25	69

### REP Justice, Supreme Court, PI 3

Vote For 1

	TOTAL	VOTE %	Absentee	Early Voting	Election Day
Debra Lehrmann	282	100.00%	4	71	207
<b>Total Votes Cast</b>	<b>282</b>	<b>100.00%</b>	<b>4</b>	<b>71</b>	<b>207</b>
Overvotes	0		0	0	0
Undervotes	145		2	40	103

### REP Justice, Supreme Court, PI 5

Vote For 1

	TOTAL	VOTE %	Absentee	Early Voting	Election Day
Rebeca Huddle	283	100.00%	4	72	207
<b>Total Votes Cast</b>	<b>283</b>	<b>100.00%</b>	<b>4</b>	<b>72</b>	<b>207</b>
Overvotes	0		0	0	0
Undervotes	144		2	39	103

### REP Justice, Supreme Court, PI 9

Vote For 1

	TOTAL	VOTE %	Absentee	Early Voting	Election Day
David J. Schenck	196	64.05%	2	43	151
Evan Young	110	35.95%	4	36	70
<b>Total Votes Cast</b>	<b>306</b>	<b>100.00%</b>	<b>6</b>	<b>79</b>	<b>221</b>
Overvotes	0		0	0	0
Undervotes	121		0	32	89

### REP Judge, Ct of Crim App, PI 2

Vote For 1

	TOTAL	VOTE %	Absentee	Early Voting	Election Day
Mary Lou Keel	268	100.00%	4	68	196
<b>Total Votes Cast</b>	<b>268</b>	<b>100.00%</b>	<b>4</b>	<b>68</b>	<b>196</b>
Overvotes	0		0	0	0
Undervotes	159		2	43	114

## Precinct 0024

### REP Judge, Ct of Crim App, PI 5

Vote For 1

	TOTAL	VOTE %		Absentee	Early Voting	Election Day
Clint Morgan	179	57.74%	<div style="width: 57.74%;"><div style="width: 57.74%;"></div></div>	2	48	129
Scott Walker	131	42.26%	<div style="width: 42.26%;"><div style="width: 42.26%;"></div></div>	4	29	98
Total Votes Cast	310	100.00%	<div style="width: 100.00%;"><div style="width: 100.00%;"></div></div>	6	77	227
Overvotes	0			0	0	0
Undervotes	117			0	34	83

### REP Judge, Ct of Crim App, PI 6

Vote For 1

	TOTAL	VOTE %		Absentee	Early Voting	Election Day
Jesse F. McClure, III	272	100.00%	<div style="width: 100.00%;"><div style="width: 100.00%;"></div></div>	4	69	199
Total Votes Cast	272	100.00%	<div style="width: 100.00%;"><div style="width: 100.00%;"></div></div>	4	69	199
Overvotes	0			0	0	0
Undervotes	155			2	42	111

### REP Member, State BoE, Dist 9

Vote For 1

	TOTAL	VOTE %		Absentee	Early Voting	Election Day
Keven M. Ellis	279	100.00%	<div style="width: 100.00%;"><div style="width: 100.00%;"></div></div>	4	72	203
Total Votes Cast	279	100.00%	<div style="width: 100.00%;"><div style="width: 100.00%;"></div></div>	4	72	203
Overvotes	0			0	0	0
Undervotes	148			2	39	107

### REP State Senator, Dist 1

Vote For 1

	TOTAL	VOTE %		Absentee	Early Voting	Election Day
Bryan Hughes	319	100.00%	<div style="width: 100.00%;"><div style="width: 100.00%;"></div></div>	6	85	228
Total Votes Cast	319	100.00%	<div style="width: 100.00%;"><div style="width: 100.00%;"></div></div>	6	85	228
Overvotes	0			0	0	0
Undervotes	108			0	26	82

### REP State Rep, Dist 6

Vote For 1

	TOTAL	VOTE %		Absentee	Early Voting	Election Day
Matt Schaefer	344	91.73%	<div style="width: 91.73%;"><div style="width: 91.73%;"></div></div>	6	93	245
Charles Turner	31	8.27%	<div style="width: 8.27%;"><div style="width: 8.27%;"></div></div>	0	7	24
Total Votes Cast	375	100.00%	<div style="width: 100.00%;"><div style="width: 100.00%;"></div></div>	6	100	269
Overvotes	0			0	0	0
Undervotes	52			0	11	41

## Precinct 0024

### REP Justice, 12th Ct of App Dist, PI 2

Vote For 1

	TOTAL	VOTE %	Absentee	Early Voting	Election Day
Brian Hoyle	275	100.00%	4	69	202
Total Votes Cast	275	100.00%	4	69	202
Overvotes	0		0	0	0
Undervotes	152		2	42	108

### REP Dist Judge, 241st Judicial Dist

Vote For 1

	TOTAL	VOTE %	Absentee	Early Voting	Election Day
Debby Gunter	276	100.00%	4	69	203
Total Votes Cast	276	100.00%	4	69	203
Overvotes	0		0	0	0
Undervotes	151		2	42	107

### REP Dist Judge, 321st Judicial Dist

Vote For 1

	TOTAL	VOTE %	Absentee	Early Voting	Election Day
Robert Wilson	280	100.00%	4	71	205
Total Votes Cast	280	100.00%	4	71	205
Overvotes	0		0	0	0
Undervotes	147		2	40	105

### REP Criminal District Attorney

Vote For 1

	TOTAL	VOTE %	Absentee	Early Voting	Election Day
Jacob Putman	291	100.00%	4	75	212
Total Votes Cast	291	100.00%	4	75	212
Overvotes	0		0	0	0
Undervotes	136		2	36	98

### REP County Judge

Vote For 1

	TOTAL	VOTE %	Absentee	Early Voting	Election Day
Neal Franklin	279	100.00%	4	74	201
Total Votes Cast	279	100.00%	4	74	201
Overvotes	0		0	0	0
Undervotes	148		2	37	109

### REP Judge, County Court at Law No. 1

Vote For 1

	TOTAL	VOTE %	Absentee	Early Voting	Election Day
Jason Ellis	284	100.00%	4	73	207
Total Votes Cast	284	100.00%	4	73	207
Overvotes	0		0	0	0
Undervotes	143		2	38	103

## Precinct 0024

### REP Judge, County Court at Law No. 2

Vote For 1

	TOTAL	VOTE %		Absentee	Early Voting	Election Day
Taylor Heaton	272	100.00%	<div style="width: 100%; height: 10px; background-color: #ffc107;"></div>	4	71	197
Total Votes Cast	272	100.00%	<div style="width: 100%; height: 10px; background-color: #ffc107;"></div>	4	71	197
Overvotes	0			0	0	0
Undervotes	155			2	40	113

### REP Judge, County Court at Law No. 3

Vote For 1

	TOTAL	VOTE %		Absentee	Early Voting	Election Day
Sara Maynard	112	33.14%	<div style="width: 33.14%; height: 10px; background-color: #ffc107;"></div>	2	29	81
Trevor M. Rose	40	11.83%	<div style="width: 11.83%; height: 10px; background-color: #ffc107;"></div>	2	9	29
Clay White	186	55.03%	<div style="width: 55.03%; height: 10px; background-color: #ffc107;"></div>	2	50	134
Total Votes Cast	338	100.00%	<div style="width: 100%; height: 10px; background-color: #ffc107;"></div>	6	88	244
Overvotes	0			0	0	0
Undervotes	89			0	23	66

### REP District Clerk

Vote For 1

	TOTAL	VOTE %		Absentee	Early Voting	Election Day
Penny Clarkston	281	100.00%	<div style="width: 100%; height: 10px; background-color: #ffc107;"></div>	4	71	206
Total Votes Cast	281	100.00%	<div style="width: 100%; height: 10px; background-color: #ffc107;"></div>	4	71	206
Overvotes	0			0	0	0
Undervotes	146			2	40	104

### REP County Clerk

Vote For 1

	TOTAL	VOTE %		Absentee	Early Voting	Election Day
Karen Bryant Phillips	279	100.00%	<div style="width: 100%; height: 10px; background-color: #ffc107;"></div>	6	70	203
Total Votes Cast	279	100.00%	<div style="width: 100%; height: 10px; background-color: #ffc107;"></div>	6	70	203
Overvotes	0			0	0	0
Undervotes	148			0	41	107

### REP County Treasurer

Vote For 1

	TOTAL	VOTE %		Absentee	Early Voting	Election Day
Kelli R. White	212	72.11%	<div style="width: 72.11%; height: 10px; background-color: #ffc107;"></div>	4	56	152
Jamie Boersma	82	27.89%	<div style="width: 27.89%; height: 10px; background-color: #ffc107;"></div>	2	21	59
Total Votes Cast	294	100.00%	<div style="width: 100%; height: 10px; background-color: #ffc107;"></div>	6	77	211
Overvotes	0			0	0	0
Undervotes	133			0	34	99

## Precinct 0024

### REP County Commissioner Pct 2

Vote For 1

	TOTAL	VOTE %		Absentee	Early Voting	Election Day
Mike Adams	147	42.73%	<div style="width: 42.73%;"><div style="width: 42.73%;"></div></div>	0	43	104
Anwar Khalifa	29	8.43%	<div style="width: 8.43%;"><div style="width: 8.43%;"></div></div>	0	5	24
John Moore	168	48.84%	<div style="width: 48.84%;"><div style="width: 48.84%;"></div></div>	6	44	118
Total Votes Cast	344	100.00%	<div style="width: 100.00%;"><div style="width: 100.00%;"></div></div>	6	92	246
Overvotes	0			0	0	0
Undervotes	83			0	19	64

### REP JOP Pct 4

Vote For 1

	TOTAL	VOTE %		Absentee	Early Voting	Election Day
Ronnie Hester	92	25.56%	<div style="width: 25.56%;"><div style="width: 25.56%;"></div></div>	2	22	68
Laney Pilcher-Barnes	89	24.72%	<div style="width: 24.72%;"><div style="width: 24.72%;"></div></div>	2	24	63
Curtis Wulf	179	49.72%	<div style="width: 49.72%;"><div style="width: 49.72%;"></div></div>	2	52	125
Total Votes Cast	360	100.00%	<div style="width: 100.00%;"><div style="width: 100.00%;"></div></div>	6	98	256
Overvotes	0			0	0	0
Undervotes	67			0	13	54

### REP County Chair

Vote For 1

	TOTAL	VOTE %		Absentee	Early Voting	Election Day
David Stein	274	100.00%	<div style="width: 100.00%;"><div style="width: 100.00%;"></div></div>	5	73	196
Total Votes Cast	274	100.00%	<div style="width: 100.00%;"><div style="width: 100.00%;"></div></div>	5	73	196
Overvotes	0			0	0	0
Undervotes	153			1	38	114

### REP Proposition 1

Vote For 1

	TOTAL	VOTE %		Absentee	Early Voting	Election Day
YES	400	96.85%	<div style="width: 96.85%;"><div style="width: 96.85%;"></div></div>	6	106	288
NO	13	3.15%	<div style="width: 3.15%;"><div style="width: 3.15%;"></div></div>	0	2	11
Total Votes Cast	413	100.00%	<div style="width: 100.00%;"><div style="width: 100.00%;"></div></div>	6	108	299
Overvotes	0			0	0	0
Undervotes	14			0	3	11

### REP Proposition 2

Vote For 1

	TOTAL	VOTE %		Absentee	Early Voting	Election Day
YES	318	77.75%	<div style="width: 77.75%;"><div style="width: 77.75%;"></div></div>	4	83	231
NO	91	22.25%	<div style="width: 22.25%;"><div style="width: 22.25%;"></div></div>	2	25	64
Total Votes Cast	409	100.00%	<div style="width: 100.00%;"><div style="width: 100.00%;"></div></div>	6	108	295
Overvotes	0			0	0	0
Undervotes	18			0	3	15

## Precinct 0024

### REP Proposition 3

Vote For 1

	TOTAL	VOTE %	Absentee	Early Voting	Election Day
YES	388	93.27%	5	103	280
NO	28	6.73%	0	6	22
Total Votes Cast	416	100.00%	5	109	302
Overvotes	0		0	0	0
Undervotes	11		1	2	8

### REP Proposition 4

Vote For 1

	TOTAL	VOTE %	Absentee	Early Voting	Election Day
YES	395	95.41%	6	104	285
NO	19	4.59%	0	3	16
Total Votes Cast	414	100.00%	6	107	301
Overvotes	0		0	0	0
Undervotes	13		0	4	9

### REP Proposition 5

Vote For 1

	TOTAL	VOTE %	Absentee	Early Voting	Election Day
YES	364	89.43%	6	91	267
NO	43	10.57%	0	14	29
Total Votes Cast	407	100.00%	6	105	296
Overvotes	0		0	0	0
Undervotes	20		0	6	14

### REP Proposition 6

Vote For 1

	TOTAL	VOTE %	Absentee	Early Voting	Election Day
YES	344	86.00%	4	86	254
NO	56	14.00%	2	18	36
Total Votes Cast	400	100.00%	6	104	290
Overvotes	0		0	0	0
Undervotes	27		0	7	20

### REP Proposition 7




Vote For 1

	TOTAL	VOTE %	Absentee	Early Voting	Election Day
YES	408	98.08%	6	105	297
NO	8	1.92%	0	2	6
Total Votes Cast	416	100.00%	6	107	303
Overvotes	0		0	0	0
Undervotes	11		0	4	7

## Precinct 0024




### REP Proposition 8

Vote For 1

	TOTAL	VOTE %		Absentee	Early Voting	Election Day
YES	403	96.64%		6	104	293
NO	14	3.36%		0	5	9
Total Votes Cast	417	100.00%		6	109	302
Overvotes	0			0	0	0
Undervotes	10			0	2	8




### REP Proposition 9

Vote For 1

	TOTAL	VOTE %		Absentee	Early Voting	Election Day
YES	377	90.41%		6	99	272
NO	40	9.59%		0	8	32
Total Votes Cast	417	100.00%		6	107	304
Overvotes	0			0	0	0
Undervotes	10			0	4	6

### REP Proposition 10

Vote For 1

	TOTAL	VOTE %		Absentee	Early Voting	Election Day
YES	393	95.16%		6	104	283
NO	20	4.84%		0	3	17
Total Votes Cast	413	100.00%		6	107	300
Overvotes	0			0	0	0
Undervotes	14			0	4	10



## Precinct 0025

### Statistics

	TOTAL	Absentee	Early Voting	Election Day
Registered Voters - Total	2,159			
Ballots Cast - Total	598	22	308	268
Ballots Cast - Republican Party	519	17	277	225
Ballots Cast - Democratic Party	79	5	31	43
Ballots Cast - Blank	0	0	0	0
Voter Turnout - Total	27.70%			

### REP US Rep, District 1

Vote For 1

	TOTAL	VOTE %	Absentee	Early Voting	Election Day
Aditya "A.D." Atholi	14	2.86%	0	7	7
John Porro	22	4.50%	1	10	11
Nathaniel Moran	420	85.89%	15	227	178
Joe McDaniel	33	6.75%	0	18	15
Total Votes Cast	489	100.00%	16	262	211
Overvotes	0		0	0	0
Undervotes	30		1	15	14

### REP Governor

Vote For 1

	TOTAL	VOTE %	Absentee	Early Voting	Election Day
Danny Harrison	2	0.39%	0	2	0
Chad Prather	9	1.76%	0	5	4
Paul Belew	1	0.20%	0	0	1
Rick Perry	11	2.16%	0	8	3
Don Huffines	44	8.63%	0	20	24
Allen B. West	96	18.82%	0	39	57
Greg Abbott	342	67.06%	14	196	132
Kandy Kaye Horn	5	0.98%	1	3	1
Total Votes Cast	510	100.00%	15	273	222
Overvotes	0		0	0	0
Undervotes	9		2	4	3

### REP Lieutenant Governor

Vote For 1

	TOTAL	VOTE %	Absentee	Early Voting	Election Day
Daniel Miller	64	13.42%	0	29	35
Dan Patrick	356	74.63%	12	194	150
Todd M. Bullis	1	0.21%	0	1	0
Trayce Bradford	43	9.01%	1	24	18
Aaron Sorrells	3	0.63%	0	2	1
Zach Vance	10	2.10%	1	6	3
Total Votes Cast	477	100.00%	14	256	207
Overvotes	0		0	0	0
Undervotes	42		3	21	18

## Precinct 0025

### REP Attorney General

Vote For 1

	TOTAL	VOTE %	Absentee	Early Voting	Election Day
George P. Bush	53	10.31%	2	26	25
Louie Gohmert	339	65.95%	12	170	157
Ken Paxton	93	18.09%	1	60	32
Eva Guzman	29	5.64%	2	19	8
Total Votes Cast	514	100.00%	17	275	222
Overvotes	0		0	0	0
Undervotes	5		0	2	3

### REP Comptroller of Public Accounts

Vote For 1

	TOTAL	VOTE %	Absentee	Early Voting	Election Day
Mark V. Goloby	83	20.75%	2	43	38
Glenn Hegar	317	79.25%	11	182	124
Total Votes Cast	400	100.00%	13	225	162
Overvotes	0		0	0	0
Undervotes	119		4	52	63

### REP Comm General Land Office

Vote For 1

	TOTAL	VOTE %	Absentee	Early Voting	Election Day
Dawn Buckingham	147	39.52%	7	90	50
Don W. Minton	66	17.74%	2	34	30
Ben Armenta	5	1.34%	0	2	3
Rufus Lopez	5	1.34%	0	4	1
Tim Westley	27	7.26%	0	14	13
Jon Spiers	102	27.42%	4	51	47
Victor Avila	12	3.23%	0	6	6
Weston Martinez	8	2.15%	0	4	4
Total Votes Cast	372	100.00%	13	205	154
Overvotes	0		0	0	0
Undervotes	147		4	72	71

### REP Commissioner of Agriculture

Vote For 1

	TOTAL	VOTE %	Absentee	Early Voting	Election Day
Sid Miller	207	54.47%	8	113	86
James White	145	38.16%	3	86	56
Carey A. Council	28	7.37%	3	17	8
Total Votes Cast	380	100.00%	14	216	150
Overvotes	0		0	0	0
Undervotes	139		3	61	75

## Precinct 0025

### REP Railroad Commissioner

Vote For 1

	TOTAL	VOTE %	Absentee	Early Voting	Election Day
Tom Slocum Jr	54	13.67%	2	25	27
Marvin "Sarge" Summers	20	5.06%	0	9	11
Sarah Stogner	36	9.11%	4	16	16
Dawayne Tipton	24	6.08%	1	11	12
Wayne Christian	261	66.08%	7	156	98
Total Votes Cast	395	100.00%	14	217	164
Overvotes	0		0	0	0
Undervotes	124		3	60	61

### REP Justice, Supreme Court, PI 3

Vote For 1

	TOTAL	VOTE %	Absentee	Early Voting	Election Day
Debra Lehrmann	362	100.00%	14	199	149
Total Votes Cast	362	100.00%	14	199	149
Overvotes	0		0	0	0
Undervotes	157		3	78	76

### REP Justice, Supreme Court, PI 5

Vote For 1

	TOTAL	VOTE %	Absentee	Early Voting	Election Day
Rebeca Huddle	360	100.00%	14	198	148
Total Votes Cast	360	100.00%	14	198	148
Overvotes	0		0	0	0
Undervotes	159		3	79	77

### REP Justice, Supreme Court, PI 9

Vote For 1

	TOTAL	VOTE %	Absentee	Early Voting	Election Day
David J. Schenck	251	68.21%	7	144	100
Evan Young	117	31.79%	6	57	54
Total Votes Cast	368	100.00%	13	201	154
Overvotes	0		0	0	0
Undervotes	151		4	76	71

### REP Judge, Ct of Crim App, PI 2

Vote For 1

	TOTAL	VOTE %	Absentee	Early Voting	Election Day
Mary Lou Keel	328	100.00%	14	180	134
Total Votes Cast	328	100.00%	14	180	134
Overvotes	0		0	0	0
Undervotes	191		3	97	91

## Precinct 0025

### REP Judge, Ct of Crim App, PI 5

Vote For 1

	TOTAL	VOTE %		Absentee	Early Voting	Election Day
Clint Morgan	209	55.59%	<div style="width: 55.59%;"><div style="width: 55.59%;"></div></div>	8	116	85
Scott Walker	167	44.41%	<div style="width: 44.41%;"><div style="width: 44.41%;"></div></div>	5	90	72
Total Votes Cast	376	100.00%	<div style="width: 100.00%;"><div style="width: 100.00%;"></div></div>	13	206	157
Overvotes	0			0	0	0
Undervotes	143			4	71	68

### REP Judge, Ct of Crim App, PI 6

Vote For 1

	TOTAL	VOTE %		Absentee	Early Voting	Election Day
Jesse F. McClure, III	353	100.00%	<div style="width: 100.00%;"><div style="width: 100.00%;"></div></div>	15	193	145
Total Votes Cast	353	100.00%	<div style="width: 100.00%;"><div style="width: 100.00%;"></div></div>	15	193	145
Overvotes	0			0	0	0
Undervotes	166			2	84	80

### REP Member, State BoE, Dist 9

Vote For 1

	TOTAL	VOTE %		Absentee	Early Voting	Election Day
Keven M. Ellis	353	100.00%	<div style="width: 100.00%;"><div style="width: 100.00%;"></div></div>	15	193	145
Total Votes Cast	353	100.00%	<div style="width: 100.00%;"><div style="width: 100.00%;"></div></div>	15	193	145
Overvotes	0			0	0	0
Undervotes	166			2	84	80

### REP State Senator, Dist 1

Vote For 1

	TOTAL	VOTE %		Absentee	Early Voting	Election Day
Bryan Hughes	410	100.00%	<div style="width: 100.00%;"><div style="width: 100.00%;"></div></div>	15	221	174
Total Votes Cast	410	100.00%	<div style="width: 100.00%;"><div style="width: 100.00%;"></div></div>	15	221	174
Overvotes	0			0	0	0
Undervotes	109			2	56	51

### REP State Rep, Dist 6

Vote For 1

	TOTAL	VOTE %		Absentee	Early Voting	Election Day
Matt Schaefer	446	92.34%	<div style="width: 92.34%;"><div style="width: 92.34%;"></div></div>	13	237	196
Charles Turner	37	7.66%	<div style="width: 7.66%;"><div style="width: 7.66%;"></div></div>	1	26	10
Total Votes Cast	483	100.00%	<div style="width: 100.00%;"><div style="width: 100.00%;"></div></div>	14	263	206
Overvotes	0			0	0	0
Undervotes	36			3	14	19

## Precinct 0025

### REP Justice, 12th Ct of App Dist, PI 2

Vote For 1

	TOTAL	VOTE %	Absentee	Early Voting	Election Day
Brian Hoyle	361	100.00%	14	202	145
Total Votes Cast	361	100.00%	14	202	145
Overvotes	0		0	0	0
Undervotes	158		3	75	80

### REP Dist Judge, 241st Judicial Dist

Vote For 1

	TOTAL	VOTE %	Absentee	Early Voting	Election Day
Debby Gunter	359	100.00%	14	193	152
Total Votes Cast	359	100.00%	14	193	152
Overvotes	0		0	0	0
Undervotes	160		3	84	73

### REP Dist Judge, 321st Judicial Dist

Vote For 1

	TOTAL	VOTE %	Absentee	Early Voting	Election Day
Robert Wilson	362	100.00%	14	199	149
Total Votes Cast	362	100.00%	14	199	149
Overvotes	0		0	0	0
Undervotes	157		3	78	76

### REP Criminal District Attorney

Vote For 1

	TOTAL	VOTE %	Absentee	Early Voting	Election Day
Jacob Putman	382	100.00%	15	206	161
Total Votes Cast	382	100.00%	15	206	161
Overvotes	0		0	0	0
Undervotes	137		2	71	64

### REP County Judge

Vote For 1

	TOTAL	VOTE %	Absentee	Early Voting	Election Day
Neal Franklin	364	100.00%	14	196	154
Total Votes Cast	364	100.00%	14	196	154
Overvotes	0		0	0	0
Undervotes	155		3	81	71

### REP Judge, County Court at Law No. 1

Vote For 1

	TOTAL	VOTE %	Absentee	Early Voting	Election Day
Jason Ellis	359	100.00%	14	193	152
Total Votes Cast	359	100.00%	14	193	152
Overvotes	0		0	0	0
Undervotes	160		3	84	73

## Precinct 0025

### REP Judge, County Court at Law No. 2

Vote For 1

	TOTAL	VOTE %		Absentee	Early Voting	Election Day
Taylor Heaton	353	100.00%	<div style="width: 100%; height: 10px; background-color: #ffc107;"></div>	15	189	149
Total Votes Cast	353	100.00%	<div style="width: 100%; height: 10px; background-color: #ffc107;"></div>	15	189	149
Overvotes	0			0	0	0
Undervotes	166			2	88	76

### REP Judge, County Court at Law No. 3

Vote For 1

	TOTAL	VOTE %		Absentee	Early Voting	Election Day
Sara Maynard	132	30.41%	<div style="width: 30.41%; height: 10px; background-color: #ffc107;"></div>	3	64	65
Trevor M. Rose	33	7.60%	<div style="width: 7.60%; height: 10px; background-color: #ffc107;"></div>	3	17	13
Clay White	269	61.98%	<div style="width: 61.98%; height: 10px; background-color: #ffc107;"></div>	10	154	105
Total Votes Cast	434	100.00%	<div style="width: 100%; height: 10px; background-color: #ffc107;"></div>	16	235	183
Overvotes	0			0	0	0
Undervotes	85			1	42	42

### REP District Clerk

Vote For 1

	TOTAL	VOTE %		Absentee	Early Voting	Election Day
Penny Clarkston	362	100.00%	<div style="width: 100%; height: 10px; background-color: #ffc107;"></div>	15	193	154
Total Votes Cast	362	100.00%	<div style="width: 100%; height: 10px; background-color: #ffc107;"></div>	15	193	154
Overvotes	0			0	0	0
Undervotes	157			2	84	71

### REP County Clerk

Vote For 1

	TOTAL	VOTE %		Absentee	Early Voting	Election Day
Karen Bryant Phillips	360	100.00%	<div style="width: 100%; height: 10px; background-color: #ffc107;"></div>	15	189	156
Total Votes Cast	360	100.00%	<div style="width: 100%; height: 10px; background-color: #ffc107;"></div>	15	189	156
Overvotes	0			0	0	0
Undervotes	159			2	88	69

### REP County Treasurer

Vote For 1

	TOTAL	VOTE %		Absentee	Early Voting	Election Day
Kelli R. White	244	65.95%	<div style="width: 65.95%; height: 10px; background-color: #ffc107;"></div>	13	139	92
Jamie Boersma	126	34.05%	<div style="width: 34.05%; height: 10px; background-color: #ffc107;"></div>	2	71	53
Total Votes Cast	370	100.00%	<div style="width: 100%; height: 10px; background-color: #ffc107;"></div>	15	210	145
Overvotes	0			0	0	0
Undervotes	149			2	67	80

## Precinct 0025

### REP County Commissioner Pct 2

Vote For 1

	TOTAL	VOTE %		Absentee	Early Voting	Election Day
Mike Adams	115	26.02%	<div style="width: 26.02%; background-color: #ffc107;"></div>	4	59	52
Anwar Khalifa	70	15.84%	<div style="width: 15.84%; background-color: #ffc107;"></div>	0	34	36
John Moore	257	58.14%	<div style="width: 58.14%; background-color: #ffc107;"></div>	10	148	99
Total Votes Cast	442	100.00%	<div style="width: 100.00%; background-color: #ffc107;"></div>	14	241	187
Overvotes	0			0	0	0
Undervotes	77			3	36	38

### REP JOP Pct 3

Vote For 1

	TOTAL	VOTE %		Absentee	Early Voting	Election Day
James L. Meredith	357	100.00%	<div style="width: 100.00%; background-color: #ffc107;"></div>	15	193	149
Total Votes Cast	357	100.00%	<div style="width: 100.00%; background-color: #ffc107;"></div>	15	193	149
Overvotes	0			0	0	0
Undervotes	162			2	84	76

### REP County Chair

Vote For 1

	TOTAL	VOTE %		Absentee	Early Voting	Election Day
David Stein	362	100.00%	<div style="width: 100.00%; background-color: #ffc107;"></div>	15	195	152
Total Votes Cast	362	100.00%	<div style="width: 100.00%; background-color: #ffc107;"></div>	15	195	152
Overvotes	0			0	0	0
Undervotes	157			2	82	73

### REP Proposition 1

Vote For 1

	TOTAL	VOTE %		Absentee	Early Voting	Election Day
YES	455	92.48%	<div style="width: 92.48%; background-color: #ffc107;"></div>	14	246	195
NO	37	7.52%	<div style="width: 7.52%; background-color: #ffc107;"></div>	1	19	17
Total Votes Cast	492	100.00%	<div style="width: 100.00%; background-color: #ffc107;"></div>	15	265	212
Overvotes	0			0	0	0
Undervotes	27			2	12	13

### REP Proposition 2

Vote For 1

	TOTAL	VOTE %		Absentee	Early Voting	Election Day
YES	342	70.95%	<div style="width: 70.95%; background-color: #ffc107;"></div>	9	172	161
NO	140	29.05%	<div style="width: 29.05%; background-color: #ffc107;"></div>	7	84	49
Total Votes Cast	482	100.00%	<div style="width: 100.00%; background-color: #ffc107;"></div>	16	256	210
Overvotes	0			0	0	0
Undervotes	37			1	21	15

## Precinct 0025

### REP Proposition 3

Vote For 1

	TOTAL	VOTE %		Absentee	Early Voting	Election Day
YES	456	91.57%	<div style="width: 91.57%;"><div style="width: 91.57%;"></div></div>	14	237	205
NO	42	8.43%	<div style="width: 8.43%;"><div style="width: 8.43%;"></div></div>	2	27	13
Total Votes Cast	498	100.00%	<div style="width: 100.00%;"><div style="width: 100.00%;"></div></div>	16	264	218
Overvotes	0			0	0	0
Undervotes	21			1	13	7

### REP Proposition 4

Vote For 1

	TOTAL	VOTE %		Absentee	Early Voting	Election Day
YES	470	94.19%	<div style="width: 94.19%;"><div style="width: 94.19%;"></div></div>	14	251	205
NO	29	5.81%	<div style="width: 5.81%;"><div style="width: 5.81%;"></div></div>	2	16	11
Total Votes Cast	499	100.00%	<div style="width: 100.00%;"><div style="width: 100.00%;"></div></div>	16	267	216
Overvotes	0			0	0	0
Undervotes	20			1	10	9

### REP Proposition 5

Vote For 1

	TOTAL	VOTE %		Absentee	Early Voting	Election Day
YES	442	89.11%	<div style="width: 89.11%;"><div style="width: 89.11%;"></div></div>	15	229	198
NO	54	10.89%	<div style="width: 10.89%;"><div style="width: 10.89%;"></div></div>	1	34	19
Total Votes Cast	496	100.00%	<div style="width: 100.00%;"><div style="width: 100.00%;"></div></div>	16	263	217
Overvotes	0			0	0	0
Undervotes	23			1	14	8

### REP Proposition 6

Vote For 1

	TOTAL	VOTE %		Absentee	Early Voting	Election Day
YES	389	80.54%	<div style="width: 80.54%;"><div style="width: 80.54%;"></div></div>	13	213	163
NO	94	19.46%	<div style="width: 19.46%;"><div style="width: 19.46%;"></div></div>	3	48	43
Total Votes Cast	483	100.00%	<div style="width: 100.00%;"><div style="width: 100.00%;"></div></div>	16	261	206
Overvotes	0			0	0	0
Undervotes	36			1	16	19

### REP Proposition 7

Vote For 1




	TOTAL	VOTE %		Absentee	Early Voting	Election Day
YES	486	97.20%	<div style="width: 97.20%;"><div style="width: 97.20%;"></div></div>	14	259	213
NO	14	2.80%	<div style="width: 2.80%;"><div style="width: 2.80%;"></div></div>	2	6	6
Total Votes Cast	500	100.00%	<div style="width: 100.00%;"><div style="width: 100.00%;"></div></div>	16	265	219
Overvotes	0			0	0	0
Undervotes	19			1	12	6



## Precinct 0025




### REP Proposition 8

Vote For 1

	TOTAL	VOTE %		Absentee	Early Voting	Election Day
YES	477	95.59%		15	258	204
NO	22	4.41%		1	8	13
Total Votes Cast	499	100.00%		16	266	217
Overvotes	0			0	0	0
Undervotes	20			1	11	8




### REP Proposition 9

Vote For 1

	TOTAL	VOTE %		Absentee	Early Voting	Election Day
YES	459	91.25%		14	246	199
NO	44	8.75%		2	21	21
Total Votes Cast	503	100.00%		16	267	220
Overvotes	0			0	0	0
Undervotes	16			1	10	5

### REP Proposition 10

Vote For 1

	TOTAL	VOTE %		Absentee	Early Voting	Election Day
YES	473	95.17%		14	250	209
NO	24	4.83%		2	13	9
Total Votes Cast	497	100.00%		16	263	218
Overvotes	0			0	0	0
Undervotes	22			1	14	7

## Precinct 0026

### Statistics

	TOTAL	Absentee	Early Voting	Election Day
Registered Voters - Total	2,867			
Ballots Cast - Total	682	13	291	378
Ballots Cast - Republican Party	617	8	269	340
Ballots Cast - Democratic Party	65	5	22	38
Ballots Cast - Blank	0	0	0	0
Voter Turnout - Total	23.79%			

### REP US Rep, District 1

Vote For 1

	TOTAL	VOTE %	Absentee	Early Voting	Election Day
Aditya "A.D." Atholi	20	3.48%	0	11	9
John Porro	27	4.70%	0	9	18
Nathaniel Moran	458	79.65%	7	212	239
Joe McDaniel	70	12.17%	1	25	44
Total Votes Cast	575	100.00%	8	257	310
Overvotes	0		0	0	0
Undervotes	42		0	12	30

### REP Governor

Vote For 1

	TOTAL	VOTE %	Absentee	Early Voting	Election Day
Danny Harrison	2	0.33%	0	0	2
Chad Prather	16	2.62%	0	5	11
Paul Belew	1	0.16%	0	1	0
Rick Perry	7	1.15%	0	4	3
Don Huffines	48	7.86%	2	22	24
Allen B. West	107	17.51%	1	47	59
Greg Abbott	427	69.89%	4	186	237
Kandy Kaye Horn	3	0.49%	0	2	1
Total Votes Cast	611	100.00%	7	267	337
Overvotes	1		1	0	0
Undervotes	5		0	2	3

### REP Lieutenant Governor

Vote For 1

	TOTAL	VOTE %	Absentee	Early Voting	Election Day
Daniel Miller	73	12.72%	0	25	48
Dan Patrick	426	74.22%	8	197	221
Todd M. Bullis	6	1.05%	0	1	5
Trayce Bradford	46	8.01%	0	25	21
Aaron Sorrells	13	2.26%	0	4	9
Zach Vance	10	1.74%	0	6	4
Total Votes Cast	574	100.00%	8	258	308
Overvotes	0		0	0	0
Undervotes	43		0	11	32

## Precinct 0026

### REP Attorney General

Vote For 1

	TOTAL	VOTE %		Absentee	Early Voting	Election Day
George P. Bush	55	9.08%	<div style="width: 9.08%; background-color: #ffc107;"></div>	0	19	36
Louie Gohmert	358	59.08%	<div style="width: 59.08%; background-color: #ffc107;"></div>	4	156	198
Ken Paxton	156	25.74%	<div style="width: 25.74%; background-color: #ffc107;"></div>	2	65	89
Eva Guzman	37	6.11%	<div style="width: 6.11%; background-color: #ffc107;"></div>	2	24	11
<b>Total Votes Cast</b>	<b>606</b>	<b>100.00%</b>	<div style="width: 100%; background-color: #ffc107;"></div>	<b>8</b>	<b>264</b>	<b>334</b>
Overvotes	0			0	0	0
Undervotes	11			0	5	6

### REP Comptroller of Public Accounts

Vote For 1

	TOTAL	VOTE %		Absentee	Early Voting	Election Day
Mark V. Goloby	128	26.18%	<div style="width: 26.18%; background-color: #ffc107;"></div>	0	48	80
Glenn Hegar	361	73.82%	<div style="width: 73.82%; background-color: #ffc107;"></div>	6	168	187
<b>Total Votes Cast</b>	<b>489</b>	<b>100.00%</b>	<div style="width: 100%; background-color: #ffc107;"></div>	<b>6</b>	<b>216</b>	<b>267</b>
Overvotes	0			0	0	0
Undervotes	128			2	53	73

### REP Comm General Land Office

Vote For 1

	TOTAL	VOTE %		Absentee	Early Voting	Election Day
Dawn Buckingham	169	34.56%	<div style="width: 34.56%; background-color: #ffc107;"></div>	2	95	72
Don W. Minton	71	14.52%	<div style="width: 14.52%; background-color: #ffc107;"></div>	3	21	47
Ben Armenta	8	1.64%	<div style="width: 1.64%; background-color: #ffc107;"></div>	0	2	6
Rufus Lopez	5	1.02%	<div style="width: 1.02%; background-color: #ffc107;"></div>	0	4	1
Tim Westley	71	14.52%	<div style="width: 14.52%; background-color: #ffc107;"></div>	0	21	50
Jon Spiers	141	28.83%	<div style="width: 28.83%; background-color: #ffc107;"></div>	3	69	69
Victor Avila	15	3.07%	<div style="width: 3.07%; background-color: #ffc107;"></div>	0	5	10
Weston Martinez	9	1.84%	<div style="width: 1.84%; background-color: #ffc107;"></div>	0	4	5
<b>Total Votes Cast</b>	<b>489</b>	<b>100.00%</b>	<div style="width: 100%; background-color: #ffc107;"></div>	<b>8</b>	<b>221</b>	<b>260</b>
Overvotes	0			0	0	0
Undervotes	128			0	48	80

### REP Commissioner of Agriculture

Vote For 1

	TOTAL	VOTE %		Absentee	Early Voting	Election Day
Sid Miller	301	59.37%	<div style="width: 59.37%; background-color: #ffc107;"></div>	3	138	160
James White	171	33.73%	<div style="width: 33.73%; background-color: #ffc107;"></div>	2	74	95
Carey A. Council	35	6.90%	<div style="width: 6.90%; background-color: #ffc107;"></div>	1	14	20
<b>Total Votes Cast</b>	<b>507</b>	<b>100.00%</b>	<div style="width: 100%; background-color: #ffc107;"></div>	<b>6</b>	<b>226</b>	<b>275</b>
Overvotes	0			0	0	0
Undervotes	110			2	43	65

## Precinct 0026

### REP Railroad Commissioner

Vote For 1

	TOTAL	VOTE %	Absentee	Early Voting	Election Day
Tom Slocum Jr	97	19.40%	3	40	54
Marvin "Sarge" Summers	42	8.40%	0	20	22
Sarah Stogner	41	8.20%	0	17	24
Dawayne Tipton	35	7.00%	0	14	21
Wayne Christian	285	57.00%	5	138	142
Total Votes Cast	500	100.00%	8	229	263
Overvotes	0		0	0	0
Undervotes	117		0	40	77

### REP Justice, Supreme Court, PI 3

Vote For 1

	TOTAL	VOTE %	Absentee	Early Voting	Election Day
Debra Lehrmann	454	100.00%	6	215	233
Total Votes Cast	454	100.00%	6	215	233
Overvotes	0		0	0	0
Undervotes	163		2	54	107

### REP Justice, Supreme Court, PI 5

Vote For 1

	TOTAL	VOTE %	Absentee	Early Voting	Election Day
Rebeca Huddle	443	100.00%	6	209	228
Total Votes Cast	443	100.00%	6	209	228
Overvotes	0		0	0	0
Undervotes	174		2	60	112

### REP Justice, Supreme Court, PI 9

Vote For 1

	TOTAL	VOTE %	Absentee	Early Voting	Election Day
David J. Schenck	310	64.99%	4	139	167
Evan Young	167	35.01%	4	74	89
Total Votes Cast	477	100.00%	8	213	256
Overvotes	0		0	0	0
Undervotes	140		0	56	84

### REP Judge, Ct of Crim App, PI 2

Vote For 1

	TOTAL	VOTE %	Absentee	Early Voting	Election Day
Mary Lou Keel	424	100.00%	6	196	222
Total Votes Cast	424	100.00%	6	196	222
Overvotes	0		0	0	0
Undervotes	193		2	73	118

## Precinct 0026

### REP Judge, Ct of Crim App, PI 5

Vote For 1

	TOTAL	VOTE %		Absentee	Early Voting	Election Day
Clint Morgan	277	56.19%	<div style="width: 56.19%;"><div style="width: 56.19%;"></div></div>	6	131	140
Scott Walker	216	43.81%	<div style="width: 43.81%;"><div style="width: 43.81%;"></div></div>	2	93	121
Total Votes Cast	493	100.00%	<div style="width: 100.00%;"><div style="width: 100.00%;"></div></div>	8	224	261
Overvotes	0			0	0	0
Undervotes	124			0	45	79

### REP Judge, Ct of Crim App, PI 6

Vote For 1

	TOTAL	VOTE %		Absentee	Early Voting	Election Day
Jesse F. McClure, III	449	100.00%	<div style="width: 100.00%;"><div style="width: 100.00%;"></div></div>	6	214	229
Total Votes Cast	449	100.00%	<div style="width: 100.00%;"><div style="width: 100.00%;"></div></div>	6	214	229
Overvotes	0			0	0	0
Undervotes	168			2	55	111

### REP Member, State BoE, Dist 9

Vote For 1

	TOTAL	VOTE %		Absentee	Early Voting	Election Day
Keven M. Ellis	442	100.00%	<div style="width: 100.00%;"><div style="width: 100.00%;"></div></div>	6	208	228
Total Votes Cast	442	100.00%	<div style="width: 100.00%;"><div style="width: 100.00%;"></div></div>	6	208	228
Overvotes	0			0	0	0
Undervotes	175			2	61	112

### REP State Senator, Dist 1

Vote For 1

	TOTAL	VOTE %		Absentee	Early Voting	Election Day
Bryan Hughes	497	100.00%	<div style="width: 100.00%;"><div style="width: 100.00%;"></div></div>	8	231	258
Total Votes Cast	497	100.00%	<div style="width: 100.00%;"><div style="width: 100.00%;"></div></div>	8	231	258
Overvotes	0			0	0	0
Undervotes	120			0	38	82

### REP State Rep, Dist 6

Vote For 1

	TOTAL	VOTE %		Absentee	Early Voting	Election Day
Matt Schaefer	484	87.52%	<div style="width: 87.52%;"><div style="width: 87.52%;"></div></div>	8	229	247
Charles Turner	69	12.48%	<div style="width: 12.48%;"><div style="width: 12.48%;"></div></div>	0	22	47
Total Votes Cast	553	100.00%	<div style="width: 100.00%;"><div style="width: 100.00%;"></div></div>	8	251	294
Overvotes	0			0	0	0
Undervotes	64			0	18	46

## Precinct 0026

### REP Justice, 12th Ct of App Dist, PI 2

Vote For 1

	TOTAL	VOTE %	Absentee	Early Voting	Election Day
Brian Hoyle	440	100.00%	6	207	227
Total Votes Cast	440	100.00%	6	207	227
Overvotes	0		0	0	0
Undervotes	177		2	62	113

### REP Dist Judge, 241st Judicial Dist

Vote For 1

	TOTAL	VOTE %	Absentee	Early Voting	Election Day
Debby Gunter	446	100.00%	6	213	227
Total Votes Cast	446	100.00%	6	213	227
Overvotes	0		0	0	0
Undervotes	171		2	56	113

### REP Dist Judge, 321st Judicial Dist

Vote For 1

	TOTAL	VOTE %	Absentee	Early Voting	Election Day
Robert Wilson	454	100.00%	6	210	238
Total Votes Cast	454	100.00%	6	210	238
Overvotes	0		0	0	0
Undervotes	163		2	59	102

### REP Criminal District Attorney

Vote For 1

	TOTAL	VOTE %	Absentee	Early Voting	Election Day
Jacob Putman	450	100.00%	6	212	232
Total Votes Cast	450	100.00%	6	212	232
Overvotes	0		0	0	0
Undervotes	167		2	57	108

### REP County Judge

Vote For 1

	TOTAL	VOTE %	Absentee	Early Voting	Election Day
Neal Franklin	445	100.00%	6	210	229
Total Votes Cast	445	100.00%	6	210	229
Overvotes	0		0	0	0
Undervotes	172		2	59	111

### REP Judge, County Court at Law No. 1

Vote For 1

	TOTAL	VOTE %	Absentee	Early Voting	Election Day
Jason Ellis	445	100.00%	6	206	233
Total Votes Cast	445	100.00%	6	206	233
Overvotes	0		0	0	0
Undervotes	172		2	63	107

## Precinct 0026

### REP Judge, County Court at Law No. 2

Vote For 1

	TOTAL	VOTE %		Absentee	Early Voting	Election Day
Taylor Heaton	436	100.00%	<div style="width: 100%; height: 10px; background-color: #ffc107;"></div>	6	204	226
Total Votes Cast	436	100.00%	<div style="width: 100%; height: 10px; background-color: #ffc107;"></div>	6	204	226
Overvotes	0			0	0	0
Undervotes	181			2	65	114

### REP Judge, County Court at Law No. 3

Vote For 1

	TOTAL	VOTE %		Absentee	Early Voting	Election Day
Sara Maynard	190	37.48%	<div style="width: 37.48%; height: 10px; background-color: #ffc107;"></div>	4	99	87
Trevor M. Rose	50	9.86%	<div style="width: 9.86%; height: 10px; background-color: #ffc107;"></div>	2	21	27
Clay White	267	52.66%	<div style="width: 52.66%; height: 10px; background-color: #ffc107;"></div>	2	108	157
Total Votes Cast	507	100.00%	<div style="width: 100%; height: 10px; background-color: #ffc107;"></div>	8	228	271
Overvotes	0			0	0	0
Undervotes	110			0	41	69

### REP District Clerk

Vote For 1

	TOTAL	VOTE %		Absentee	Early Voting	Election Day
Penny Clarkston	457	100.00%	<div style="width: 100%; height: 10px; background-color: #ffc107;"></div>	6	213	238
Total Votes Cast	457	100.00%	<div style="width: 100%; height: 10px; background-color: #ffc107;"></div>	6	213	238
Overvotes	0			0	0	0
Undervotes	160			2	56	102

### REP County Clerk

Vote For 1

	TOTAL	VOTE %		Absentee	Early Voting	Election Day
Karen Bryant Phillips	450	100.00%	<div style="width: 100%; height: 10px; background-color: #ffc107;"></div>	6	213	231
Total Votes Cast	450	100.00%	<div style="width: 100%; height: 10px; background-color: #ffc107;"></div>	6	213	231
Overvotes	0			0	0	0
Undervotes	167			2	56	109

### REP County Treasurer

Vote For 1

	TOTAL	VOTE %		Absentee	Early Voting	Election Day
Kelli R. White	363	77.23%	<div style="width: 77.23%; height: 10px; background-color: #ffc107;"></div>	5	166	192
Jamie Boersma	107	22.77%	<div style="width: 22.77%; height: 10px; background-color: #ffc107;"></div>	1	45	61
Total Votes Cast	470	100.00%	<div style="width: 100%; height: 10px; background-color: #ffc107;"></div>	6	211	253
Overvotes	0			0	0	0
Undervotes	147			2	58	87

## Precinct 0026

### REP County Commissioner Pct 2

Vote For 1

	TOTAL	VOTE %		Absentee	Early Voting	Election Day
Mike Adams	225	42.78%	<div style="width: 42.78%; background-color: #ffc107;"></div>	1	83	141
Anwar Khalifa	50	9.51%	<div style="width: 9.51%; background-color: #ffc107;"></div>	2	20	28
John Moore	251	47.72%	<div style="width: 47.72%; background-color: #ffc107;"></div>	5	131	115
Total Votes Cast	526	100.00%	<div style="width: 100.00%; background-color: #ffc107;"></div>	8	234	284
Overvotes	0			0	0	0
Undervotes	91			0	35	56

### REP JOP Pct 3

Vote For 1

	TOTAL	VOTE %		Absentee	Early Voting	Election Day
James L. Meredith	456	100.00%	<div style="width: 100.00%; background-color: #ffc107;"></div>	6	215	235
Total Votes Cast	456	100.00%	<div style="width: 100.00%; background-color: #ffc107;"></div>	6	215	235
Overvotes	0			0	0	0
Undervotes	161			2	54	105

### REP County Chair

Vote For 1

	TOTAL	VOTE %		Absentee	Early Voting	Election Day
David Stein	443	100.00%	<div style="width: 100.00%; background-color: #ffc107;"></div>	6	209	228
Total Votes Cast	443	100.00%	<div style="width: 100.00%; background-color: #ffc107;"></div>	6	209	228
Overvotes	0			0	0	0
Undervotes	174			2	60	112

### REP Proposition 1

Vote For 1

	TOTAL	VOTE %		Absentee	Early Voting	Election Day
YES	577	96.81%	<div style="width: 96.81%; background-color: #ffc107;"></div>	8	254	315
NO	19	3.19%	<div style="width: 3.19%; background-color: #ffc107;"></div>	0	6	13
Total Votes Cast	596	100.00%	<div style="width: 100.00%; background-color: #ffc107;"></div>	8	260	328
Overvotes	0			0	0	0
Undervotes	21			0	9	12

### REP Proposition 2

Vote For 1

	TOTAL	VOTE %		Absentee	Early Voting	Election Day
YES	441	75.26%	<div style="width: 75.26%; background-color: #ffc107;"></div>	7	183	251
NO	145	24.74%	<div style="width: 24.74%; background-color: #ffc107;"></div>	1	76	68
Total Votes Cast	586	100.00%	<div style="width: 100.00%; background-color: #ffc107;"></div>	8	259	319
Overvotes	0			0	0	0
Undervotes	31			0	10	21



## Precinct 0026

### REP Proposition 3

Vote For 1

	TOTAL	VOTE %	Absentee	Early Voting	Election Day
YES	559	93.48%	8	242	309
NO	39	6.52%	0	20	19
Total Votes Cast	598	100.00%	8	262	328
Overvotes	0		0	0	0
Undervotes	19		0	7	12

### REP Proposition 4

Vote For 1

	TOTAL	VOTE %	Absentee	Early Voting	Election Day
YES	564	95.76%	8	250	306
NO	25	4.24%	0	10	15
Total Votes Cast	589	100.00%	8	260	321
Overvotes	0		0	0	0
Undervotes	28		0	9	19

### REP Proposition 5

Vote For 1

	TOTAL	VOTE %	Absentee	Early Voting	Election Day
YES	531	89.85%	8	228	295
NO	60	10.15%	0	32	28
Total Votes Cast	591	100.00%	8	260	323
Overvotes	0		0	0	0
Undervotes	26		0	9	17

### REP Proposition 6

Vote For 1

	TOTAL	VOTE %	Absentee	Early Voting	Election Day
YES	514	88.47%	7	229	278
NO	67	11.53%	1	31	35
Total Votes Cast	581	100.00%	8	260	313
Overvotes	0		0	0	0
Undervotes	36		0	9	27

### REP Proposition 7

Vote For 1

	TOTAL	VOTE %	Absentee	Early Voting	Election Day
YES	589	98.99%	8	258	323
NO	6	1.01%	0	4	2
Total Votes Cast	595	100.00%	8	262	325
Overvotes	0		0	0	0
Undervotes	22		0	7	15

## Precinct 0026

### REP Proposition 8

Vote For 1

	TOTAL	VOTE %	Absentee	Early Voting	Election Day
YES	576	96.16%	8	251	317
NO	23	3.84%	0	14	9
Total Votes Cast	599	100.00%	8	265	326
Overvotes	0		0	0	0
Undervotes	18		0	4	14

### REP Proposition 9

Vote For 1

	TOTAL	VOTE %	Absentee	Early Voting	Election Day
YES	530	89.08%	7	240	283
NO	65	10.92%	1	24	40
Total Votes Cast	595	100.00%	8	264	323
Overvotes	0		0	0	0
Undervotes	22		0	5	17

### REP Proposition 10

Vote For 1

	TOTAL	VOTE %	Absentee	Early Voting	Election Day
YES	569	95.79%	8	250	311
NO	25	4.21%	0	14	11
Total Votes Cast	594	100.00%	8	264	322
Overvotes	0		0	0	0
Undervotes	23		0	5	18

## Precinct 0027

### Statistics

	TOTAL	Absentee	Early Voting	Election Day
Registered Voters - Total	1,929			
Ballots Cast - Total	317	9	150	158
Ballots Cast - Republican Party	258	6	120	132
Ballots Cast - Democratic Party	59	3	30	26
Ballots Cast - Blank	0	0	0	0
Voter Turnout - Total	16.43%			

### REP US Rep, District 1

Vote For 1

	TOTAL	VOTE %	Absentee	Early Voting	Election Day
Aditya "A.D." Atholi	13	5.44%	0	7	6
John Porro	11	4.60%	0	3	8
Nathaniel Moran	192	80.33%	6	98	88
Joe McDaniel	23	9.62%	0	6	17
Total Votes Cast	239	100.00%	6	114	119
Overvotes	0		0	0	0
Undervotes	19		0	6	13

### REP Governor

Vote For 1

	TOTAL	VOTE %	Absentee	Early Voting	Election Day
Danny Harrison	1	0.39%	0	0	1
Chad Prather	8	3.15%	0	1	7
Paul Belew	0	0.00%	0	0	0
Rick Perry	5	1.97%	0	2	3
Don Huffines	11	4.33%	0	5	6
Allen B. West	59	23.23%	1	30	28
Greg Abbott	164	64.57%	4	76	84
Kandy Kaye Horn	6	2.36%	0	5	1
Total Votes Cast	254	100.00%	5	119	130
Overvotes	0		0	0	0
Undervotes	4		1	1	2

### REP Lieutenant Governor

Vote For 1

	TOTAL	VOTE %	Absentee	Early Voting	Election Day
Daniel Miller	23	9.50%	1	6	16
Dan Patrick	179	73.97%	5	86	88
Todd M. Bullis	4	1.65%	0	2	2
Trayce Bradford	22	9.09%	0	15	7
Aaron Sorrells	11	4.55%	0	5	6
Zach Vance	3	1.24%	0	2	1
Total Votes Cast	242	100.00%	6	116	120
Overvotes	0		0	0	0
Undervotes	16		0	4	12

## Precinct 0027

### REP Attorney General

Vote For 1

	TOTAL	VOTE %	Absentee	Early Voting	Election Day
George P. Bush	38	15.20%	3	13	22
Louie Gohmert	148	59.20%	2	81	65
Ken Paxton	48	19.20%	1	17	30
Eva Guzman	16	6.40%	0	9	7
Total Votes Cast	250	100.00%	6	120	124
Overvotes	0		0	0	0
Undervotes	8		0	0	8

### REP Comptroller of Public Accounts

Vote For 1

	TOTAL	VOTE %	Absentee	Early Voting	Election Day
Mark V. Goloby	45	23.56%	0	24	21
Glenn Hegar	146	76.44%	5	67	74
Total Votes Cast	191	100.00%	5	91	95
Overvotes	0		0	0	0
Undervotes	67		1	29	37

### REP Comm General Land Office

Vote For 1

	TOTAL	VOTE %	Absentee	Early Voting	Election Day
Dawn Buckingham	52	27.81%	1	24	27
Don W. Minton	34	18.18%	0	16	18
Ben Armenta	2	1.07%	0	0	2
Rufus Lopez	2	1.07%	0	0	2
Tim Westley	16	8.56%	0	9	7
Jon Spiers	55	29.41%	4	27	24
Victor Avila	12	6.42%	0	4	8
Weston Martinez	14	7.49%	0	7	7
Total Votes Cast	187	100.00%	5	87	95
Overvotes	0		0	0	0
Undervotes	71		1	33	37

### REP Commissioner of Agriculture

Vote For 1

	TOTAL	VOTE %	Absentee	Early Voting	Election Day
Sid Miller	87	46.52%	2	47	38
James White	86	45.99%	4	33	49
Carey A. Council	14	7.49%	0	6	8
Total Votes Cast	187	100.00%	6	86	95
Overvotes	0		0	0	0
Undervotes	71		0	34	37

## Precinct 0027

### REP Railroad Commissioner

Vote For 1

	TOTAL	VOTE %	Absentee	Early Voting	Election Day
Tom Slocum Jr	33	16.58%	2	15	16
Marvin "Sarge" Summers	24	12.06%	0	9	15
Sarah Stogner	23	11.56%	0	12	11
Dawayne Tipton	14	7.04%	0	8	6
Wayne Christian	105	52.76%	4	52	49
Total Votes Cast	199	100.00%	6	96	97
Overvotes	0		0	0	0
Undervotes	59		0	24	35

### REP Justice, Supreme Court, PI 3

Vote For 1

	TOTAL	VOTE %	Absentee	Early Voting	Election Day
Debra Lehrmann	162	100.00%	3	72	87
Total Votes Cast	162	100.00%	3	72	87
Overvotes	0		0	0	0
Undervotes	96		3	48	45

### REP Justice, Supreme Court, PI 5

Vote For 1

	TOTAL	VOTE %	Absentee	Early Voting	Election Day
Rebeca Huddle	160	100.00%	3	70	87
Total Votes Cast	160	100.00%	3	70	87
Overvotes	0		0	0	0
Undervotes	98		3	50	45

### REP Justice, Supreme Court, PI 9

Vote For 1

	TOTAL	VOTE %	Absentee	Early Voting	Election Day
David J. Schenck	125	67.57%	5	65	55
Evan Young	60	32.43%	1	22	37
Total Votes Cast	185	100.00%	6	87	92
Overvotes	0		0	0	0
Undervotes	73		0	33	40

### REP Judge, Ct of Crim App, PI 2

Vote For 1

	TOTAL	VOTE %	Absentee	Early Voting	Election Day
Mary Lou Keel	150	100.00%	3	65	82
Total Votes Cast	150	100.00%	3	65	82
Overvotes	0		0	0	0
Undervotes	108		3	55	50

## Precinct 0027

### REP Judge, Ct of Crim App, PI 5

Vote For 1

	TOTAL	VOTE %		Absentee	Early Voting	Election Day
Clint Morgan	97	52.15%	<div style="width: 52.15%;"><div style="width: 52.15%;"></div></div>	5	47	45
Scott Walker	89	47.85%	<div style="width: 47.85%;"><div style="width: 47.85%;"></div></div>	1	41	47
Total Votes Cast	186	100.00%	<div style="width: 100.00%;"><div style="width: 100.00%;"></div></div>	6	88	92
Overvotes	0			0	0	0
Undervotes	72			0	32	40

### REP Judge, Ct of Crim App, PI 6

Vote For 1

	TOTAL	VOTE %		Absentee	Early Voting	Election Day
Jesse F. McClure, III	158	100.00%	<div style="width: 100.00%;"><div style="width: 100.00%;"></div></div>	3	69	86
Total Votes Cast	158	100.00%	<div style="width: 100.00%;"><div style="width: 100.00%;"></div></div>	3	69	86
Overvotes	0			0	0	0
Undervotes	100			3	51	46

### REP Member, State BoE, Dist 9

Vote For 1

	TOTAL	VOTE %		Absentee	Early Voting	Election Day
Keven M. Ellis	160	100.00%	<div style="width: 100.00%;"><div style="width: 100.00%;"></div></div>	3	71	86
Total Votes Cast	160	100.00%	<div style="width: 100.00%;"><div style="width: 100.00%;"></div></div>	3	71	86
Overvotes	0			0	0	0
Undervotes	98			3	49	46

### REP State Senator, Dist 1

Vote For 1

	TOTAL	VOTE %		Absentee	Early Voting	Election Day
Bryan Hughes	186	100.00%	<div style="width: 100.00%;"><div style="width: 100.00%;"></div></div>	4	85	97
Total Votes Cast	186	100.00%	<div style="width: 100.00%;"><div style="width: 100.00%;"></div></div>	4	85	97
Overvotes	0			0	0	0
Undervotes	72			2	35	35

### REP State Rep, Dist 6

Vote For 1

	TOTAL	VOTE %		Absentee	Early Voting	Election Day
Matt Schaefer	216	93.10%	<div style="width: 93.10%;"><div style="width: 93.10%;"></div></div>	6	99	111
Charles Turner	16	6.90%	<div style="width: 6.90%;"><div style="width: 6.90%;"></div></div>	0	8	8
Total Votes Cast	232	100.00%	<div style="width: 100.00%;"><div style="width: 100.00%;"></div></div>	6	107	119
Overvotes	0			0	0	0
Undervotes	26			0	13	13

## Precinct 0027

### REP Justice, 12th Ct of App Dist, PI 2

Vote For 1

	TOTAL	VOTE %	Absentee	Early Voting	Election Day
Brian Hoyle	163	100.00%	4	70	89
Total Votes Cast	163	100.00%	4	70	89
Overvotes	0		0	0	0
Undervotes	95		2	50	43

### REP Dist Judge, 241st Judicial Dist

Vote For 1

	TOTAL	VOTE %	Absentee	Early Voting	Election Day
Debby Gunter	171	100.00%	4	77	90
Total Votes Cast	171	100.00%	4	77	90
Overvotes	0		0	0	0
Undervotes	87		2	43	42

### REP Dist Judge, 321st Judicial Dist

Vote For 1

	TOTAL	VOTE %	Absentee	Early Voting	Election Day
Robert Wilson	172	100.00%	3	78	91
Total Votes Cast	172	100.00%	3	78	91
Overvotes	0		0	0	0
Undervotes	86		3	42	41

### REP Criminal District Attorney

Vote For 1

	TOTAL	VOTE %	Absentee	Early Voting	Election Day
Jacob Putman	176	100.00%	3	82	91
Total Votes Cast	176	100.00%	3	82	91
Overvotes	0		0	0	0
Undervotes	82		3	38	41

### REP County Judge

Vote For 1

	TOTAL	VOTE %	Absentee	Early Voting	Election Day
Neal Franklin	174	100.00%	3	79	92
Total Votes Cast	174	100.00%	3	79	92
Overvotes	0		0	0	0
Undervotes	84		3	41	40

### REP Judge, County Court at Law No. 1

Vote For 1

	TOTAL	VOTE %	Absentee	Early Voting	Election Day
Jason Ellis	172	100.00%	3	75	94
Total Votes Cast	172	100.00%	3	75	94
Overvotes	0		0	0	0
Undervotes	86		3	45	38

## Precinct 0027

### REP Judge, County Court at Law No. 2

Vote For 1

	TOTAL	VOTE %		Absentee	Early Voting	Election Day
Taylor Heaton	167	100.00%	<div style="width: 100%; height: 10px; background-color: #ffc107;"></div>	3	73	91
Total Votes Cast	167	100.00%	<div style="width: 100%; height: 10px; background-color: #ffc107;"></div>	3	73	91
Overvotes	0			0	0	0
Undervotes	91			3	47	41

### REP Judge, County Court at Law No. 3

Vote For 1

	TOTAL	VOTE %		Absentee	Early Voting	Election Day
Sara Maynard	79	38.35%	<div style="width: 38.35%; height: 10px; background-color: #ffc107;"></div>	4	42	33
Trevor M. Rose	20	9.71%	<div style="width: 9.71%; height: 10px; background-color: #ffc107;"></div>	0	6	14
Clay White	107	51.94%	<div style="width: 51.94%; height: 10px; background-color: #ffc107;"></div>	2	47	58
Total Votes Cast	206	100.00%	<div style="width: 100%; height: 10px; background-color: #ffc107;"></div>	6	95	105
Overvotes	0			0	0	0
Undervotes	52			0	25	27

### REP District Clerk

Vote For 1

	TOTAL	VOTE %		Absentee	Early Voting	Election Day
Penny Clarkston	173	100.00%	<div style="width: 100%; height: 10px; background-color: #ffc107;"></div>	4	78	91
Total Votes Cast	173	100.00%	<div style="width: 100%; height: 10px; background-color: #ffc107;"></div>	4	78	91
Overvotes	0			0	0	0
Undervotes	85			2	42	41

### REP County Clerk

Vote For 1

	TOTAL	VOTE %		Absentee	Early Voting	Election Day
Karen Bryant Phillips	170	100.00%	<div style="width: 100%; height: 10px; background-color: #ffc107;"></div>	3	77	90
Total Votes Cast	170	100.00%	<div style="width: 100%; height: 10px; background-color: #ffc107;"></div>	3	77	90
Overvotes	0			0	0	0
Undervotes	88			3	43	42

### REP County Treasurer

Vote For 1

	TOTAL	VOTE %		Absentee	Early Voting	Election Day
Kelli R. White	126	70.00%	<div style="width: 70.00%; height: 10px; background-color: #ffc107;"></div>	2	55	69
Jamie Boersma	54	30.00%	<div style="width: 30.00%; height: 10px; background-color: #ffc107;"></div>	3	27	24
Total Votes Cast	180	100.00%	<div style="width: 100%; height: 10px; background-color: #ffc107;"></div>	5	82	93
Overvotes	0			0	0	0
Undervotes	78			1	38	39



## Precinct 0027

### REP JOP Pct 3

Vote For 1

	TOTAL	VOTE %	Absentee	Early Voting	Election Day
James L. Meredith	160	100.00%	3	72	85
Total Votes Cast	160	100.00%	3	72	85
Overvotes	0		0	0	0
Undervotes	98		3	48	47

### REP County Chair

Vote For 1

	TOTAL	VOTE %	Absentee	Early Voting	Election Day
David Stein	163	100.00%	3	72	88
Total Votes Cast	163	100.00%	3	72	88
Overvotes	0		0	0	0
Undervotes	95		3	48	44

### REP Proposition 1

Vote For 1

	TOTAL	VOTE %	Absentee	Early Voting	Election Day
YES	224	89.96%	6	107	111
NO	25	10.04%	0	10	15
Total Votes Cast	249	100.00%	6	117	126
Overvotes	0		0	0	0
Undervotes	9		0	3	6

### REP Proposition 2

Vote For 1

	TOTAL	VOTE %	Absentee	Early Voting	Election Day
YES	170	70.25%	3	84	83
NO	72	29.75%	3	30	39
Total Votes Cast	242	100.00%	6	114	122
Overvotes	0		0	0	0
Undervotes	16		0	6	10

### REP Proposition 3

Vote For 1

	TOTAL	VOTE %	Absentee	Early Voting	Election Day
YES	227	90.80%	6	103	118
NO	23	9.20%	0	12	11
Total Votes Cast	250	100.00%	6	115	129
Overvotes	0		0	0	0
Undervotes	8		0	5	3

## Precinct 0027

### REP Proposition 4

Vote For 1

	TOTAL	VOTE %		Absentee	Early Voting	Election Day
YES	230	91.63%	<div style="width: 91.63%;"><div style="width: 91.63%;"></div></div>	6	104	120
NO	21	8.37%	<div style="width: 8.37%;"><div style="width: 8.37%;"></div></div>	0	13	8
Total Votes Cast	251	100.00%	<div style="width: 100.00%;"><div style="width: 100.00%;"></div></div>	6	117	128
Overvotes	0			0	0	0
Undervotes	7			0	3	4

### REP Proposition 5

Vote For 1

	TOTAL	VOTE %		Absentee	Early Voting	Election Day
YES	213	86.59%	<div style="width: 86.59%;"><div style="width: 86.59%;"></div></div>	3	97	113
NO	33	13.41%	<div style="width: 13.41%;"><div style="width: 13.41%;"></div></div>	3	19	11
Total Votes Cast	246	100.00%	<div style="width: 100.00%;"><div style="width: 100.00%;"></div></div>	6	116	124
Overvotes	0			0	0	0
Undervotes	12			0	4	8

### REP Proposition 6

Vote For 1

	TOTAL	VOTE %		Absentee	Early Voting	Election Day
YES	190	79.50%	<div style="width: 79.50%;"><div style="width: 79.50%;"></div></div>	4	96	90
NO	49	20.50%	<div style="width: 20.50%;"><div style="width: 20.50%;"></div></div>	2	16	31
Total Votes Cast	239	100.00%	<div style="width: 100.00%;"><div style="width: 100.00%;"></div></div>	6	112	121
Overvotes	0			0	0	0
Undervotes	19			0	8	11

### REP Proposition 7

Vote For 1

	TOTAL	VOTE %		Absentee	Early Voting	Election Day
YES	246	96.85%	<div style="width: 96.85%;"><div style="width: 96.85%;"></div></div>	6	115	125
NO	8	3.15%	<div style="width: 3.15%;"><div style="width: 3.15%;"></div></div>	0	4	4
Total Votes Cast	254	100.00%	<div style="width: 100.00%;"><div style="width: 100.00%;"></div></div>	6	119	129
Overvotes	0			0	0	0
Undervotes	4			0	1	3

### REP Proposition 8




Vote For 1

	TOTAL	VOTE %		Absentee	Early Voting	Election Day
YES	239	94.47%	<div style="width: 94.47%;"><div style="width: 94.47%;"></div></div>	6	111	122
NO	14	5.53%	<div style="width: 5.53%;"><div style="width: 5.53%;"></div></div>	0	8	6
Total Votes Cast	253	100.00%	<div style="width: 100.00%;"><div style="width: 100.00%;"></div></div>	6	119	128
Overvotes	0			0	0	0
Undervotes	5			0	1	4

## Precinct 0027




### REP Proposition 9

Vote For 1

	TOTAL	VOTE %		Absentee	Early Voting	Election Day
YES	227	89.72%		6	104	117
NO	26	10.28%		0	15	11
Total Votes Cast	253	100.00%		6	119	128
Overvotes	0			0	0	0
Undervotes	5			0	1	4

### REP Proposition 10

Vote For 1

	TOTAL	VOTE %		Absentee	Early Voting	Election Day
YES	232	92.80%		6	106	120
NO	18	7.20%		0	11	7
Total Votes Cast	250	100.00%		6	117	127
Overvotes	0			0	0	0
Undervotes	8			0	3	5

### Precinct 0028

#### Statistics

	TOTAL	Absentee	Early Voting	Election Day
Registered Voters - Total	4,017			
Ballots Cast - Total	941	20	586	335
Ballots Cast - Republican Party	843	5	531	307
Ballots Cast - Democratic Party	98	15	55	28
Ballots Cast - Blank	0	0	0	0
Voter Turnout - Total	23.43%			

#### REP US Rep, District 1

Vote For 1

	TOTAL	VOTE %	Absentee	Early Voting	Election Day
Aditya "A.D." Atholi	33	4.07%	1	12	20
John Porro	16	1.98%	0	11	5
Nathaniel Moran	710	87.65%	4	468	238
Joe McDaniel	51	6.30%	0	22	29
Total Votes Cast	810	100.00%	5	513	292
Overvotes	0		0	0	0
Undervotes	33		0	18	15

#### REP Governor

Vote For 1

	TOTAL	VOTE %	Absentee	Early Voting	Election Day
Danny Harrison	1	0.12%	0	0	1
Chad Prather	28	3.35%	0	18	10
Paul Belew	1	0.12%	0	0	1
Rick Perry	23	2.75%	0	11	12
Don Huffines	54	6.45%	0	31	23
Allen B. West	153	18.28%	0	90	63
Greg Abbott	575	68.70%	5	377	193
Kandy Kaye Horn	2	0.24%	0	0	2
Total Votes Cast	837	100.00%	5	527	305
Overvotes	0		0	0	0
Undervotes	6		0	4	2

#### REP Lieutenant Governor

Vote For 1

	TOTAL	VOTE %	Absentee	Early Voting	Election Day
Daniel Miller	94	12.07%	1	43	50
Dan Patrick	566	72.66%	4	374	188
Todd M. Bullis	5	0.64%	0	3	2
Trayce Bradford	81	10.40%	0	49	32
Aaron Sorrells	20	2.57%	0	13	7
Zach Vance	13	1.67%	0	6	7
Total Votes Cast	779	100.00%	5	488	286
Overvotes	0		0	0	0
Undervotes	64		0	43	21

## Precinct 0028

### REP Attorney General

Vote For 1

	TOTAL	VOTE %	Absentee	Early Voting	Election Day
George P. Bush	55	6.62%	0	30	25
Louie Gohmert	573	68.95%	5	368	200
Ken Paxton	161	19.37%	0	96	65
Eva Guzman	42	5.05%	0	31	11
Total Votes Cast	831	100.00%	5	525	301
Overvotes	0		0	0	0
Undervotes	12		0	6	6

### REP Comptroller of Public Accounts

Vote For 1

	TOTAL	VOTE %	Absentee	Early Voting	Election Day
Mark V. Goloby	170	27.20%	0	87	83
Glenn Hegar	455	72.80%	3	294	158
Total Votes Cast	625	100.00%	3	381	241
Overvotes	0		0	0	0
Undervotes	218		2	150	66

### REP Comm General Land Office

Vote For 1

	TOTAL	VOTE %	Absentee	Early Voting	Election Day
Dawn Buckingham	224	34.30%	0	149	75
Don W. Minton	101	15.47%	0	68	33
Ben Armenta	13	1.99%	0	4	9
Rufus Lopez	13	1.99%	0	8	5
Tim Westley	80	12.25%	1	50	29
Jon Spiers	169	25.88%	2	95	72
Victor Avila	29	4.44%	0	18	11
Weston Martinez	24	3.68%	0	15	9
Total Votes Cast	653	100.00%	3	407	243
Overvotes	0		0	0	0
Undervotes	190		2	124	64

### REP Commissioner of Agriculture

Vote For 1

	TOTAL	VOTE %	Absentee	Early Voting	Election Day
Sid Miller	333	50.68%	2	218	113
James White	274	41.70%	0	162	112
Carey A. Council	50	7.61%	0	35	15
Total Votes Cast	657	100.00%	2	415	240
Overvotes	0		0	0	0
Undervotes	186		3	116	67

## Precinct 0028

### REP Railroad Commissioner

Vote For 1

	TOTAL	VOTE %	Absentee	Early Voting	Election Day
Tom Slocum Jr	138	21.13%	0	92	46
Marvin "Sarge" Summers	54	8.27%	0	30	24
Sarah Stogner	68	10.41%	0	42	26
Dawayne Tipton	49	7.50%	0	29	20
Wayne Christian	344	52.68%	3	210	131
Total Votes Cast	653	100.00%	3	403	247
Overvotes	0		0	0	0
Undervotes	190		2	128	60

### REP Justice, Supreme Court, PI 3

Vote For 1

	TOTAL	VOTE %	Absentee	Early Voting	Election Day
Debra Lehrmann	587	100.00%	4	380	203
Total Votes Cast	587	100.00%	4	380	203
Overvotes	0		0	0	0
Undervotes	256		1	151	104

### REP Justice, Supreme Court, PI 5

Vote For 1

	TOTAL	VOTE %	Absentee	Early Voting	Election Day
Rebeca Huddle	585	100.00%	4	380	201
Total Votes Cast	585	100.00%	4	380	201
Overvotes	0		0	0	0
Undervotes	258		1	151	106

### REP Justice, Supreme Court, PI 9

Vote For 1

	TOTAL	VOTE %	Absentee	Early Voting	Election Day
David J. Schenck	405	65.43%	0	244	161
Evan Young	214	34.57%	2	141	71
Total Votes Cast	619	100.00%	2	385	232
Overvotes	0		0	0	0
Undervotes	224		3	146	75

### REP Judge, Ct of Crim App, PI 2

Vote For 1

	TOTAL	VOTE %	Absentee	Early Voting	Election Day
Mary Lou Keel	553	100.00%	4	355	194
Total Votes Cast	553	100.00%	4	355	194
Overvotes	0		0	0	0
Undervotes	290		1	176	113

## Precinct 0028

### REP Judge, Ct of Crim App, PI 5

Vote For 1

	TOTAL	VOTE %		Absentee	Early Voting	Election Day
Clint Morgan	382	61.22%	<div style="width: 61.22%;"><div style="width: 61.22%;"></div></div>	0	237	145
Scott Walker	242	38.78%	<div style="width: 38.78%;"><div style="width: 38.78%;"></div></div>	2	151	89
Total Votes Cast	624	100.00%	<div style="width: 100.00%;"><div style="width: 100.00%;"></div></div>	2	388	234
Overvotes	0			0	0	0
Undervotes	219			3	143	73

### REP Judge, Ct of Crim App, PI 6

Vote For 1

	TOTAL	VOTE %		Absentee	Early Voting	Election Day
Jesse F. McClure, III	558	100.00%	<div style="width: 100.00%;"><div style="width: 100.00%;"></div></div>	4	360	194
Total Votes Cast	558	100.00%	<div style="width: 100.00%;"><div style="width: 100.00%;"></div></div>	4	360	194
Overvotes	0			0	0	0
Undervotes	285			1	171	113

### REP Member, State BoE, Dist 9

Vote For 1

	TOTAL	VOTE %		Absentee	Early Voting	Election Day
Keven M. Ellis	578	100.00%	<div style="width: 100.00%;"><div style="width: 100.00%;"></div></div>	4	377	197
Total Votes Cast	578	100.00%	<div style="width: 100.00%;"><div style="width: 100.00%;"></div></div>	4	377	197
Overvotes	0			0	0	0
Undervotes	265			1	154	110

### REP State Senator, Dist 1

Vote For 1

	TOTAL	VOTE %		Absentee	Early Voting	Election Day
Bryan Hughes	633	100.00%	<div style="width: 100.00%;"><div style="width: 100.00%;"></div></div>	4	409	220
Total Votes Cast	633	100.00%	<div style="width: 100.00%;"><div style="width: 100.00%;"></div></div>	4	409	220
Overvotes	0			0	0	0
Undervotes	210			1	122	87

### REP State Rep, Dist 6

Vote For 1

	TOTAL	VOTE %		Absentee	Early Voting	Election Day
Matt Schaefer	709	91.13%	<div style="width: 91.13%;"><div style="width: 91.13%;"></div></div>	4	463	242
Charles Turner	69	8.87%	<div style="width: 8.87%;"><div style="width: 8.87%;"></div></div>	0	31	38
Total Votes Cast	778	100.00%	<div style="width: 100.00%;"><div style="width: 100.00%;"></div></div>	4	494	280
Overvotes	0			0	0	0
Undervotes	65			1	37	27

## Precinct 0028

### REP Justice, 12th Ct of App Dist, PI 2

Vote For 1

	TOTAL	VOTE %	Absentee	Early Voting	Election Day
Brian Hoyle	574	100.00%	4	372	198
Total Votes Cast	574	100.00%	4	372	198
Overvotes	0		0	0	0
Undervotes	269		1	159	109

### REP Dist Judge, 241st Judicial Dist

Vote For 1

	TOTAL	VOTE %	Absentee	Early Voting	Election Day
Debby Gunter	586	100.00%	4	384	198
Total Votes Cast	586	100.00%	4	384	198
Overvotes	0		0	0	0
Undervotes	257		1	147	109

### REP Dist Judge, 321st Judicial Dist

Vote For 1

	TOTAL	VOTE %	Absentee	Early Voting	Election Day
Robert Wilson	593	100.00%	4	386	203
Total Votes Cast	593	100.00%	4	386	203
Overvotes	0		0	0	0
Undervotes	250		1	145	104

### REP Criminal District Attorney

Vote For 1

	TOTAL	VOTE %	Absentee	Early Voting	Election Day
Jacob Putman	608	100.00%	4	396	208
Total Votes Cast	608	100.00%	4	396	208
Overvotes	0		0	0	0
Undervotes	235		1	135	99

### REP County Judge

Vote For 1

	TOTAL	VOTE %	Absentee	Early Voting	Election Day
Neal Franklin	602	100.00%	4	388	210
Total Votes Cast	602	100.00%	4	388	210
Overvotes	0		0	0	0
Undervotes	241		1	143	97

### REP Judge, County Court at Law No. 1

Vote For 1

	TOTAL	VOTE %	Absentee	Early Voting	Election Day
Jason Ellis	585	100.00%	4	377	204
Total Votes Cast	585	100.00%	4	377	204
Overvotes	0		0	0	0
Undervotes	258		1	154	103



## Precinct 0028

### REP Judge, County Court at Law No. 2

Vote For 1

	TOTAL	VOTE %		Absentee	Early Voting	Election Day
Taylor Heaton	580	100.00%	<div style="width: 100%; height: 10px; background-color: #ffc107;"></div>	4	377	199
Total Votes Cast	580	100.00%	<div style="width: 100%; height: 10px; background-color: #ffc107;"></div>	4	377	199
Overvotes	0			0	0	0
Undervotes	263			1	154	108

### REP Judge, County Court at Law No. 3

Vote For 1

	TOTAL	VOTE %		Absentee	Early Voting	Election Day
Sara Maynard	262	38.30%	<div style="width: 38.30%; height: 10px; background-color: #ffc107;"></div>	0	170	92
Trevor M. Rose	68	9.94%	<div style="width: 9.94%; height: 10px; background-color: #ffc107;"></div>	0	42	26
Clay White	354	51.75%	<div style="width: 51.75%; height: 10px; background-color: #ffc107;"></div>	4	225	125
Total Votes Cast	684	100.00%	<div style="width: 100%; height: 10px; background-color: #ffc107;"></div>	4	437	243
Overvotes	0			0	0	0
Undervotes	159			1	94	64

### REP District Clerk

Vote For 1

	TOTAL	VOTE %		Absentee	Early Voting	Election Day
Penny Clarkston	596	100.00%	<div style="width: 100%; height: 10px; background-color: #ffc107;"></div>	4	386	206
Total Votes Cast	596	100.00%	<div style="width: 100%; height: 10px; background-color: #ffc107;"></div>	4	386	206
Overvotes	0			0	0	0
Undervotes	247			1	145	101

### REP County Clerk

Vote For 1

	TOTAL	VOTE %		Absentee	Early Voting	Election Day
Karen Bryant Phillips	587	100.00%	<div style="width: 100%; height: 10px; background-color: #ffc107;"></div>	4	381	202
Total Votes Cast	587	100.00%	<div style="width: 100%; height: 10px; background-color: #ffc107;"></div>	4	381	202
Overvotes	0			0	0	0
Undervotes	256			1	150	105

### REP County Treasurer

Vote For 1

	TOTAL	VOTE %		Absentee	Early Voting	Election Day
Kelli R. White	458	75.33%	<div style="width: 75.33%; height: 10px; background-color: #ffc107;"></div>	4	293	161
Jamie Boersma	150	24.67%	<div style="width: 24.67%; height: 10px; background-color: #ffc107;"></div>	0	92	58
Total Votes Cast	608	100.00%	<div style="width: 100%; height: 10px; background-color: #ffc107;"></div>	4	385	219
Overvotes	0			0	0	0
Undervotes	235			1	146	88

## Precinct 0028

### REP County Commissioner Pct 2

Vote For 1

	TOTAL	VOTE %		Absentee	Early Voting	Election Day
Mike Adams	341	45.90%	<div style="width: 45.90%;"><div style="width: 45.90%;"></div></div>	0	224	117
Anwar Khalifa	67	9.02%	<div style="width: 9.02%;"><div style="width: 9.02%;"></div></div>	0	38	29
John Moore	335	45.09%	<div style="width: 45.09%;"><div style="width: 45.09%;"></div></div>	2	216	117
Total Votes Cast	743	100.00%	<div style="width: 100.00%;"><div style="width: 100.00%;"></div></div>	2	478	263
Overvotes	0			0	0	0
Undervotes	100			3	53	44

### REP JOP Pct 3

Vote For 1

	TOTAL	VOTE %		Absentee	Early Voting	Election Day
James L. Meredith	582	100.00%	<div style="width: 100.00%;"><div style="width: 100.00%;"></div></div>	4	375	203
Total Votes Cast	582	100.00%	<div style="width: 100.00%;"><div style="width: 100.00%;"></div></div>	4	375	203
Overvotes	0			0	0	0
Undervotes	261			1	156	104

### REP County Chair

Vote For 1

	TOTAL	VOTE %		Absentee	Early Voting	Election Day
David Stein	589	100.00%	<div style="width: 100.00%;"><div style="width: 100.00%;"></div></div>	4	380	205
Total Votes Cast	589	100.00%	<div style="width: 100.00%;"><div style="width: 100.00%;"></div></div>	4	380	205
Overvotes	0			0	0	0
Undervotes	254			1	151	102

### REP Proposition 1

Vote For 1

	TOTAL	VOTE %		Absentee	Early Voting	Election Day
YES	793	96.71%	<div style="width: 96.71%;"><div style="width: 96.71%;"></div></div>	5	504	284
NO	27	3.29%	<div style="width: 3.29%;"><div style="width: 3.29%;"></div></div>	0	13	14
Total Votes Cast	820	100.00%	<div style="width: 100.00%;"><div style="width: 100.00%;"></div></div>	5	517	298
Overvotes	0			0	0	0
Undervotes	23			0	14	9

### REP Proposition 2

Vote For 1

	TOTAL	VOTE %		Absentee	Early Voting	Election Day
YES	644	79.90%	<div style="width: 79.90%;"><div style="width: 79.90%;"></div></div>	4	400	240
NO	162	20.10%	<div style="width: 20.10%;"><div style="width: 20.10%;"></div></div>	1	104	57
Total Votes Cast	806	100.00%	<div style="width: 100.00%;"><div style="width: 100.00%;"></div></div>	5	504	297
Overvotes	0			0	0	0
Undervotes	37			0	27	10

## Precinct 0028

### REP Proposition 3

Vote For 1

	TOTAL	VOTE %		Absentee	Early Voting	Election Day
YES	782	94.79%	<div style="width: 94.79%; height: 10px; background-color: #ffc107;"></div>	5	496	281
NO	43	5.21%	<div style="width: 5.21%; height: 10px; background-color: #6c757d;"></div>	0	23	20
Total Votes Cast	825	100.00%	<div style="width: 100.00%; height: 10px; background-color: #ffc107;"></div>	5	519	301
Overvotes	0			0	0	0
Undervotes	18			0	12	6

### REP Proposition 4

Vote For 1

	TOTAL	VOTE %		Absentee	Early Voting	Election Day
YES	782	94.90%	<div style="width: 94.90%; height: 10px; background-color: #ffc107;"></div>	5	493	284
NO	42	5.10%	<div style="width: 5.10%; height: 10px; background-color: #6c757d;"></div>	0	25	17
Total Votes Cast	824	100.00%	<div style="width: 100.00%; height: 10px; background-color: #ffc107;"></div>	5	518	301
Overvotes	0			0	0	0
Undervotes	19			0	13	6

### REP Proposition 5

Vote For 1

	TOTAL	VOTE %		Absentee	Early Voting	Election Day
YES	764	93.17%	<div style="width: 93.17%; height: 10px; background-color: #ffc107;"></div>	5	486	273
NO	56	6.83%	<div style="width: 6.83%; height: 10px; background-color: #6c757d;"></div>	0	32	24
Total Votes Cast	820	100.00%	<div style="width: 100.00%; height: 10px; background-color: #ffc107;"></div>	5	518	297
Overvotes	0			0	0	0
Undervotes	23			0	13	10

### REP Proposition 6

Vote For 1

	TOTAL	VOTE %		Absentee	Early Voting	Election Day
YES	715	88.60%	<div style="width: 88.60%; height: 10px; background-color: #ffc107;"></div>	4	448	263
NO	92	11.40%	<div style="width: 11.40%; height: 10px; background-color: #6c757d;"></div>	0	59	33
Total Votes Cast	807	100.00%	<div style="width: 100.00%; height: 10px; background-color: #ffc107;"></div>	4	507	296
Overvotes	0			0	0	0
Undervotes	36			1	24	11

### REP Proposition 7




Vote For 1

	TOTAL	VOTE %		Absentee	Early Voting	Election Day
YES	817	98.91%	<div style="width: 98.91%; height: 10px; background-color: #ffc107;"></div>	5	514	298
NO	9	1.09%	<div style="width: 1.09%; height: 10px; background-color: #6c757d;"></div>	0	5	4
Total Votes Cast	826	100.00%	<div style="width: 100.00%; height: 10px; background-color: #ffc107;"></div>	5	519	302
Overvotes	0			0	0	0
Undervotes	17			0	12	5

### Precinct 0028




#### REP Proposition 8

Vote For 1

	TOTAL	VOTE %		Absentee	Early Voting	Election Day
YES	796	96.37%		5	500	291
NO	30	3.63%		0	17	13
Total Votes Cast	826	100.00%		5	517	304
Overvotes	0			0	0	0
Undervotes	17			0	14	3




#### REP Proposition 9

Vote For 1

	TOTAL	VOTE %		Absentee	Early Voting	Election Day
YES	728	88.56%		5	462	261
NO	94	11.44%		0	54	40
Total Votes Cast	822	100.00%		5	516	301
Overvotes	0			0	0	0
Undervotes	21			0	15	6

#### REP Proposition 10

Vote For 1

	TOTAL	VOTE %		Absentee	Early Voting	Election Day
YES	795	97.19%		5	503	287
NO	23	2.81%		0	11	12
Total Votes Cast	818	100.00%		5	514	299
Overvotes	0			0	0	0
Undervotes	25			0	17	8

## Precinct 0029

Statistics	TOTAL	Absentee	Early Voting	Election Day
Registered Voters - Total	1,990			
Ballots Cast - Total	372	13	108	251
Ballots Cast - Republican Party	328	5	96	227
Ballots Cast - Democratic Party	44	8	12	24
Ballots Cast - Blank	1	0	0	1
Voter Turnout - Total	18.69%			

### REP US Rep, District 1

Vote For 1

	TOTAL	VOTE %	Absentee	Early Voting	Election Day
Aditya "A.D." Atholi	8	2.55%	0	4	4
John Porro	11	3.50%	0	5	6
Nathaniel Moran	251	79.94%	5	74	172
Joe McDaniel	44	14.01%	0	9	35
Total Votes Cast	314	100.00%	5	92	217
Overvotes	0		0	0	0
Undervotes	14		0	4	10

### REP Governor

Vote For 1

	TOTAL	VOTE %	Absentee	Early Voting	Election Day
Danny Harrison	1	0.31%	0	1	0
Chad Prather	18	5.54%	0	5	13
Paul Belew	1	0.31%	0	0	1
Rick Perry	9	2.77%	0	3	6
Don Huffines	12	3.69%	0	2	10
Allen B. West	81	24.92%	0	28	53
Greg Abbott	203	62.46%	5	56	142
Kandy Kaye Horn	0	0.00%	0	0	0
Total Votes Cast	325	100.00%	5	95	225
Overvotes	0		0	0	0
Undervotes	3		0	1	2

### REP Lieutenant Governor

Vote For 1

	TOTAL	VOTE %	Absentee	Early Voting	Election Day
Daniel Miller	53	17.32%	0	10	43
Dan Patrick	209	68.30%	5	66	138
Todd M. Bullis	3	0.98%	0	1	2
Trayce Bradford	29	9.48%	0	9	20
Aaron Sorrells	6	1.96%	0	2	4
Zach Vance	6	1.96%	0	2	4
Total Votes Cast	306	100.00%	5	90	211
Overvotes	0		0	0	0
Undervotes	22		0	6	16

## Precinct 0029

### REP Attorney General

Vote For 1

	TOTAL	VOTE %		Absentee	Early Voting	Election Day
George P. Bush	25	7.72%	<div style="width: 7.72%;"></div>	0	5	20
Louie Gohmert	218	67.28%	<div style="width: 67.28%;"></div>	2	64	152
Ken Paxton	64	19.75%	<div style="width: 19.75%;"></div>	3	21	40
Eva Guzman	17	5.25%	<div style="width: 5.25%;"></div>	0	4	13
Total Votes Cast	324	100.00%	<div style="width: 100%;"></div>	5	94	225
Overvotes	0			0	0	0
Undervotes	4			0	2	2

### REP Comptroller of Public Accounts

Vote For 1

	TOTAL	VOTE %		Absentee	Early Voting	Election Day
Mark V. Goloby	54	20.61%	<div style="width: 20.61%;"></div>	0	16	38
Glenn Hegar	208	79.39%	<div style="width: 79.39%;"></div>	3	61	144
Total Votes Cast	262	100.00%	<div style="width: 100%;"></div>	3	77	182
Overvotes	0			0	0	0
Undervotes	66			2	19	45

### REP Comm General Land Office

Vote For 1

	TOTAL	VOTE %		Absentee	Early Voting	Election Day
Dawn Buckingham	74	28.24%	<div style="width: 28.24%;"></div>	3	21	50
Don W. Minton	63	24.05%	<div style="width: 24.05%;"></div>	1	17	45
Ben Armenta	5	1.91%	<div style="width: 1.91%;"></div>	0	2	3
Rufus Lopez	7	2.67%	<div style="width: 2.67%;"></div>	0	1	6
Tim Westley	34	12.98%	<div style="width: 12.98%;"></div>	1	11	22
Jon Spiers	74	28.24%	<div style="width: 28.24%;"></div>	0	23	51
Victor Avila	1	0.38%	<div style="width: 0.38%;"></div>	0	1	0
Weston Martinez	4	1.53%	<div style="width: 1.53%;"></div>	0	1	3
Total Votes Cast	262	100.00%	<div style="width: 100%;"></div>	5	77	180
Overvotes	0			0	0	0
Undervotes	66			0	19	47

### REP Commissioner of Agriculture

Vote For 1

	TOTAL	VOTE %		Absentee	Early Voting	Election Day
Sid Miller	156	57.78%	<div style="width: 57.78%;"></div>	2	39	115
James White	100	37.04%	<div style="width: 37.04%;"></div>	3	35	62
Carey A. Council	14	5.19%	<div style="width: 5.19%;"></div>	0	4	10
Total Votes Cast	270	100.00%	<div style="width: 100%;"></div>	5	78	187
Overvotes	0			0	0	0
Undervotes	58			0	18	40

## Precinct 0029

### REP Railroad Commissioner

Vote For 1

	TOTAL	VOTE %	Absentee	Early Voting	Election Day
Tom Slocum Jr	67	24.45%	2	17	48
Marvin "Sarge" Summers	18	6.57%	0	6	12
Sarah Stogner	31	11.31%	0	9	22
Dawayne Tipton	19	6.93%	0	6	13
Wayne Christian	139	50.73%	3	43	93
Total Votes Cast	274	100.00%	5	81	188
Overvotes	0		0	0	0
Undervotes	54		0	15	39

### REP Justice, Supreme Court, PI 3

Vote For 1

	TOTAL	VOTE %	Absentee	Early Voting	Election Day
Debra Lehrmann	230	100.00%	3	66	161
Total Votes Cast	230	100.00%	3	66	161
Overvotes	0		0	0	0
Undervotes	98		2	30	66

### REP Justice, Supreme Court, PI 5

Vote For 1

	TOTAL	VOTE %	Absentee	Early Voting	Election Day
Rebeca Huddle	234	100.00%	3	64	167
Total Votes Cast	234	100.00%	3	64	167
Overvotes	0		0	0	0
Undervotes	94		2	32	60

### REP Justice, Supreme Court, PI 9

Vote For 1

	TOTAL	VOTE %	Absentee	Early Voting	Election Day
David J. Schenck	159	62.60%	3	50	106
Evan Young	95	37.40%	2	29	64
Total Votes Cast	254	100.00%	5	79	170
Overvotes	0		0	0	0
Undervotes	74		0	17	57

### REP Judge, Ct of Crim App, PI 2

Vote For 1

	TOTAL	VOTE %	Absentee	Early Voting	Election Day
Mary Lou Keel	223	100.00%	3	64	156
Total Votes Cast	223	100.00%	3	64	156
Overvotes	0		0	0	0
Undervotes	105		2	32	71

## Precinct 0029

### REP Judge, Ct of Crim App, PI 5

Vote For 1

	TOTAL	VOTE %		Absentee	Early Voting	Election Day
Clint Morgan	147	56.11%	<div style="width: 56.11%;"><div style="width: 56.11%;"></div></div>	4	45	98
Scott Walker	115	43.89%	<div style="width: 43.89%;"><div style="width: 43.89%;"></div></div>	0	31	84
Total Votes Cast	262	100.00%	<div style="width: 100.00%;"><div style="width: 100.00%;"></div></div>	4	76	182
Overvotes	0			0	0	0
Undervotes	66			1	20	45

### REP Judge, Ct of Crim App, PI 6

Vote For 1

	TOTAL	VOTE %		Absentee	Early Voting	Election Day
Jesse F. McClure, III	234	100.00%	<div style="width: 100.00%;"><div style="width: 100.00%;"></div></div>	3	67	164
Total Votes Cast	234	100.00%	<div style="width: 100.00%;"><div style="width: 100.00%;"></div></div>	3	67	164
Overvotes	0			0	0	0
Undervotes	94			2	29	63

### REP Member, State BoE, Dist 9

Vote For 1

	TOTAL	VOTE %		Absentee	Early Voting	Election Day
Keven M. Ellis	241	100.00%	<div style="width: 100.00%;"><div style="width: 100.00%;"></div></div>	4	69	168
Total Votes Cast	241	100.00%	<div style="width: 100.00%;"><div style="width: 100.00%;"></div></div>	4	69	168
Overvotes	0			0	0	0
Undervotes	87			1	27	59

### REP State Senator, Dist 1

Vote For 1

	TOTAL	VOTE %		Absentee	Early Voting	Election Day
Bryan Hughes	258	100.00%	<div style="width: 100.00%;"><div style="width: 100.00%;"></div></div>	3	74	181
Total Votes Cast	258	100.00%	<div style="width: 100.00%;"><div style="width: 100.00%;"></div></div>	3	74	181
Overvotes	0			0	0	0
Undervotes	70			2	22	46

### REP State Rep, Dist 6

Vote For 1

	TOTAL	VOTE %		Absentee	Early Voting	Election Day
Matt Schaefer	265	88.93%	<div style="width: 88.93%;"><div style="width: 88.93%;"></div></div>	5	78	182
Charles Turner	33	11.07%	<div style="width: 11.07%;"><div style="width: 11.07%;"></div></div>	0	10	23
Total Votes Cast	298	100.00%	<div style="width: 100.00%;"><div style="width: 100.00%;"></div></div>	5	88	205
Overvotes	0			0	0	0
Undervotes	30			0	8	22



## Precinct 0029

### REP Justice, 12th Ct of App Dist, PI 2

Vote For 1

	TOTAL	VOTE %	Absentee	Early Voting	Election Day
Brian Hoyle	236	100.00%	3	66	167
Total Votes Cast	236	100.00%	3	66	167
Overvotes	0		0	0	0
Undervotes	92		2	30	60

### REP Dist Judge, 241st Judicial Dist

Vote For 1

	TOTAL	VOTE %	Absentee	Early Voting	Election Day
Debby Gunter	230	100.00%	3	65	162
Total Votes Cast	230	100.00%	3	65	162
Overvotes	0		0	0	0
Undervotes	98		2	31	65

### REP Dist Judge, 321st Judicial Dist

Vote For 1

	TOTAL	VOTE %	Absentee	Early Voting	Election Day
Robert Wilson	233	100.00%	3	66	164
Total Votes Cast	233	100.00%	3	66	164
Overvotes	0		0	0	0
Undervotes	95		2	30	63

### REP Criminal District Attorney

Vote For 1

	TOTAL	VOTE %	Absentee	Early Voting	Election Day
Jacob Putman	237	100.00%	3	68	166
Total Votes Cast	237	100.00%	3	68	166
Overvotes	0		0	0	0
Undervotes	91		2	28	61

### REP County Judge

Vote For 1

	TOTAL	VOTE %	Absentee	Early Voting	Election Day
Neal Franklin	229	100.00%	3	65	161
Total Votes Cast	229	100.00%	3	65	161
Overvotes	0		0	0	0
Undervotes	99		2	31	66

### REP Judge, County Court at Law No. 1

Vote For 1

	TOTAL	VOTE %	Absentee	Early Voting	Election Day
Jason Ellis	235	100.00%	3	67	165
Total Votes Cast	235	100.00%	3	67	165
Overvotes	0		0	0	0
Undervotes	93		2	29	62

## Precinct 0029

### REP Judge, County Court at Law No. 2

Vote For 1

	TOTAL	VOTE %		Absentee	Early Voting	Election Day
Taylor Heaton	231	100.00%	<div style="width: 100%; height: 10px; background-color: #ffc107;"></div>	4	66	161
Total Votes Cast	231	100.00%	<div style="width: 100%; height: 10px; background-color: #ffc107;"></div>	4	66	161
Overvotes	0			0	0	0
Undervotes	97			1	30	66

### REP Judge, County Court at Law No. 3

Vote For 1

	TOTAL	VOTE %		Absentee	Early Voting	Election Day
Sara Maynard	83	30.97%	<div style="width: 30.97%; height: 10px; background-color: #ffc107;"></div>	1	26	56
Trevor M. Rose	22	8.21%	<div style="width: 8.21%; height: 10px; background-color: #ffc107;"></div>	2	3	17
Clay White	163	60.82%	<div style="width: 60.82%; height: 10px; background-color: #ffc107;"></div>	1	49	113
Total Votes Cast	268	100.00%	<div style="width: 100%; height: 10px; background-color: #ffc107;"></div>	4	78	186
Overvotes	0			0	0	0
Undervotes	60			1	18	41

### REP District Clerk

Vote For 1

	TOTAL	VOTE %		Absentee	Early Voting	Election Day
Penny Clarkston	224	100.00%	<div style="width: 100%; height: 10px; background-color: #ffc107;"></div>	2	65	157
Total Votes Cast	224	100.00%	<div style="width: 100%; height: 10px; background-color: #ffc107;"></div>	2	65	157
Overvotes	0			0	0	0
Undervotes	104			3	31	70

### REP County Clerk

Vote For 1

	TOTAL	VOTE %		Absentee	Early Voting	Election Day
Karen Bryant Phillips	231	100.00%	<div style="width: 100%; height: 10px; background-color: #ffc107;"></div>	3	68	160
Total Votes Cast	231	100.00%	<div style="width: 100%; height: 10px; background-color: #ffc107;"></div>	3	68	160
Overvotes	0			0	0	0
Undervotes	97			2	28	67

### REP County Treasurer

Vote For 1

	TOTAL	VOTE %		Absentee	Early Voting	Election Day
Kelli R. White	200	86.21%	<div style="width: 86.21%; height: 10px; background-color: #ffc107;"></div>	2	62	136
Jamie Boersma	32	13.79%	<div style="width: 13.79%; height: 10px; background-color: #ffc107;"></div>	0	7	25
Total Votes Cast	232	100.00%	<div style="width: 100%; height: 10px; background-color: #ffc107;"></div>	2	69	161
Overvotes	0			0	0	0
Undervotes	96			3	27	66

## Precinct 0029

### REP County Commissioner Pct 2

Vote For 1

	TOTAL	VOTE %		Absentee	Early Voting	Election Day
Mike Adams	99	35.36%	<div style="width: 35.36%; background-color: #ffc107;"></div>	1	29	69
Anwar Khalifa	26	9.29%	<div style="width: 9.29%; background-color: #ffc107;"></div>	0	7	19
John Moore	155	55.36%	<div style="width: 55.36%; background-color: #ffc107;"></div>	3	46	106
Total Votes Cast	280	100.00%	<div style="width: 100.00%; background-color: #ffc107;"></div>	4	82	194
Overvotes	0			0	0	0
Undervotes	48			1	14	33

### REP JOP Pct 3

Vote For 1

	TOTAL	VOTE %		Absentee	Early Voting	Election Day
James L. Meredith	240	100.00%	<div style="width: 100.00%; background-color: #ffc107;"></div>	3	67	170
Total Votes Cast	240	100.00%	<div style="width: 100.00%; background-color: #ffc107;"></div>	3	67	170
Overvotes	0			0	0	0
Undervotes	88			2	29	57

### REP County Chair

Vote For 1

	TOTAL	VOTE %		Absentee	Early Voting	Election Day
David Stein	226	100.00%	<div style="width: 100.00%; background-color: #ffc107;"></div>	3	66	157
Total Votes Cast	226	100.00%	<div style="width: 100.00%; background-color: #ffc107;"></div>	3	66	157
Overvotes	0			0	0	0
Undervotes	102			2	30	70

### REP Proposition 1

Vote For 1

	TOTAL	VOTE %		Absentee	Early Voting	Election Day
YES	311	96.58%	<div style="width: 96.58%; background-color: #ffc107;"></div>	5	89	217
NO	11	3.42%	<div style="width: 3.42%; background-color: #ffc107;"></div>	0	6	5
Total Votes Cast	322	100.00%	<div style="width: 100.00%; background-color: #ffc107;"></div>	5	95	222
Overvotes	0			0	0	0
Undervotes	6			0	1	5

### REP Proposition 2

Vote For 1

	TOTAL	VOTE %		Absentee	Early Voting	Election Day
YES	243	79.41%	<div style="width: 79.41%; background-color: #ffc107;"></div>	2	76	165
NO	63	20.59%	<div style="width: 20.59%; background-color: #ffc107;"></div>	0	13	50
Total Votes Cast	306	100.00%	<div style="width: 100.00%; background-color: #ffc107;"></div>	2	89	215
Overvotes	0			0	0	0
Undervotes	22			3	7	12

## Precinct 0029

### REP Proposition 3

Vote For 1

	TOTAL	VOTE %	Absentee	Early Voting	Election Day
YES	299	92.86%	5	87	207
NO	23	7.14%	0	6	17
Total Votes Cast	322	100.00%	5	93	224
Overvotes	0		0	0	0
Undervotes	6		0	3	3

### REP Proposition 4

Vote For 1

	TOTAL	VOTE %	Absentee	Early Voting	Election Day
YES	303	94.69%	5	88	210
NO	17	5.31%	0	5	12
Total Votes Cast	320	100.00%	5	93	222
Overvotes	0		0	0	0
Undervotes	8		0	3	5

### REP Proposition 5

Vote For 1

	TOTAL	VOTE %	Absentee	Early Voting	Election Day
YES	287	90.82%	5	82	200
NO	29	9.18%	0	10	19
Total Votes Cast	316	100.00%	5	92	219
Overvotes	0		0	0	0
Undervotes	12		0	4	8

### REP Proposition 6

Vote For 1

	TOTAL	VOTE %	Absentee	Early Voting	Election Day
YES	276	90.20%	5	83	188
NO	30	9.80%	0	6	24
Total Votes Cast	306	100.00%	5	89	212
Overvotes	0		0	0	0
Undervotes	22		0	7	15

### REP Proposition 7




Vote For 1

	TOTAL	VOTE %	Absentee	Early Voting	Election Day
YES	314	97.82%	5	91	218
NO	7	2.18%	0	2	5
Total Votes Cast	321	100.00%	5	93	223
Overvotes	0		0	0	0
Undervotes	7		0	3	4

### Precinct 0029




#### REP Proposition 8

Vote For 1

	TOTAL	VOTE %		Absentee	Early Voting	Election Day
YES	307	96.24%		5	88	214
NO	12	3.76%		0	3	9
Total Votes Cast	319	100.00%		5	91	223
Overvotes	0			0	0	0
Undervotes	9			0	5	4




#### REP Proposition 9

Vote For 1

	TOTAL	VOTE %		Absentee	Early Voting	Election Day
YES	287	89.41%		5	84	198
NO	34	10.59%		0	9	25
Total Votes Cast	321	100.00%		5	93	223
Overvotes	0			0	0	0
Undervotes	7			0	3	4

#### REP Proposition 10

Vote For 1

	TOTAL	VOTE %		Absentee	Early Voting	Election Day
YES	304	96.20%		5	89	210
NO	12	3.80%		0	3	9
Total Votes Cast	316	100.00%		5	92	219
Overvotes	0			0	0	0
Undervotes	12			0	4	8

## Precinct 0030

Statistics	TOTAL	Absentee	Early Voting	Election Day
Registered Voters - Total	4,517			
Ballots Cast - Total	961	20	585	356
Ballots Cast - Republican Party	868	14	540	314
Ballots Cast - Democratic Party	93	6	45	42
Ballots Cast - Blank	0	0	0	0
Voter Turnout - Total	21.28%			

### REP US Rep, District 1

Vote For 1

	TOTAL	VOTE %	Absentee	Early Voting	Election Day
Aditya "A.D." Atholi	23	2.75%	0	10	13
John Porro	14	1.67%	1	3	10
Nathaniel Moran	731	87.44%	11	468	252
Joe McDaniel	68	8.13%	2	42	24
Total Votes Cast	836	100.00%	14	523	299
Overvotes	0		0	0	0
Undervotes	32		0	17	15

### REP Governor

Vote For 1

	TOTAL	VOTE %	Absentee	Early Voting	Election Day
Danny Harrison	4	0.46%	0	2	2
Chad Prather	47	5.45%	0	24	23
Paul Belew	2	0.23%	0	2	0
Rick Perry	26	3.01%	0	17	9
Don Huffines	48	5.56%	1	22	25
Allen B. West	159	18.42%	1	102	56
Greg Abbott	568	65.82%	12	366	190
Kandy Kaye Horn	9	1.04%	0	3	6
Total Votes Cast	863	100.00%	14	538	311
Overvotes	0		0	0	0
Undervotes	5		0	2	3

### REP Lieutenant Governor

Vote For 1

	TOTAL	VOTE %	Absentee	Early Voting	Election Day
Daniel Miller	124	15.56%	1	75	48
Dan Patrick	564	70.77%	12	366	186
Todd M. Bullis	7	0.88%	0	2	5
Trayce Bradford	53	6.65%	0	40	13
Aaron Sorrells	35	4.39%	0	16	19
Zach Vance	14	1.76%	0	8	6
Total Votes Cast	797	100.00%	13	507	277
Overvotes	0		0	0	0
Undervotes	71		1	33	37

## Precinct 0030

### REP Attorney General

Vote For 1

	TOTAL	VOTE %	Absentee	Early Voting	Election Day
George P. Bush	92	10.72%	2	58	32
Louie Gohmert	549	63.99%	7	351	191
Ken Paxton	162	18.88%	4	91	67
Eva Guzman	55	6.41%	1	36	18
Total Votes Cast	858	100.00%	14	536	308
Overvotes	0		0	0	0
Undervotes	10		0	4	6

### REP Comptroller of Public Accounts

Vote For 1

	TOTAL	VOTE %	Absentee	Early Voting	Election Day
Mark V. Goloby	150	23.44%	0	96	54
Glenn Hegar	490	76.56%	12	320	158
Total Votes Cast	640	100.00%	12	416	212
Overvotes	0		0	0	0
Undervotes	228		2	124	102

### REP Comm General Land Office

Vote For 1

	TOTAL	VOTE %	Absentee	Early Voting	Election Day
Dawn Buckingham	230	35.44%	2	159	69
Don W. Minton	103	15.87%	5	61	37
Ben Armenta	5	0.77%	0	1	4
Rufus Lopez	16	2.47%	0	8	8
Tim Westley	79	12.17%	0	48	31
Jon Spiers	159	24.50%	1	114	44
Victor Avila	29	4.47%	0	15	14
Weston Martinez	28	4.31%	0	14	14
Total Votes Cast	649	100.00%	8	420	221
Overvotes	0		0	0	0
Undervotes	219		6	120	93

### REP Commissioner of Agriculture

Vote For 1

	TOTAL	VOTE %	Absentee	Early Voting	Election Day
Sid Miller	364	54.33%	9	241	114
James White	269	40.15%	2	166	101
Carey A. Council	37	5.52%	1	23	13
Total Votes Cast	670	100.00%	12	430	228
Overvotes	0		0	0	0
Undervotes	198		2	110	86

## Precinct 0030

### REP Railroad Commissioner

Vote For 1

	TOTAL	VOTE %	Absentee	Early Voting	Election Day
Tom Slocum Jr	140	21.02%	2	88	50
Marvin "Sarge" Summers	63	9.46%	1	33	29
Sarah Stogner	73	10.96%	2	47	24
Dawayne Tipton	50	7.51%	0	32	18
Wayne Christian	340	51.05%	7	222	111
Total Votes Cast	666	100.00%	12	422	232
Overvotes	0		0	0	0
Undervotes	202		2	118	82

### REP Justice, Supreme Court, PI 3

Vote For 1

	TOTAL	VOTE %	Absentee	Early Voting	Election Day
Debra Lehrmann	609	100.00%	10	405	194
Total Votes Cast	609	100.00%	10	405	194
Overvotes	0		0	0	0
Undervotes	259		4	135	120

### REP Justice, Supreme Court, PI 5

Vote For 1

	TOTAL	VOTE %	Absentee	Early Voting	Election Day
Rebeca Huddle	604	100.00%	10	399	195
Total Votes Cast	604	100.00%	10	399	195
Overvotes	0		0	0	0
Undervotes	264		4	141	119

### REP Justice, Supreme Court, PI 9

Vote For 1

	TOTAL	VOTE %	Absentee	Early Voting	Election Day
David J. Schenck	391	64.10%	4	256	131
Evan Young	219	35.90%	7	142	70
Total Votes Cast	610	100.00%	11	398	201
Overvotes	0		0	0	0
Undervotes	258		3	142	113

### REP Judge, Ct of Crim App, PI 2

Vote For 1

	TOTAL	VOTE %	Absentee	Early Voting	Election Day
Mary Lou Keel	581	100.00%	9	386	186
Total Votes Cast	581	100.00%	9	386	186
Overvotes	0		0	0	0
Undervotes	287		5	154	128



## Precinct 0030

### REP Judge, Ct of Crim App, PI 5

Vote For 1

	TOTAL	VOTE %		Absentee	Early Voting	Election Day
Clint Morgan	349	56.38%	<div style="width: 56.38%;"><div style="width: 56.38%;"></div></div>	2	231	116
Scott Walker	270	43.62%	<div style="width: 43.62%;"><div style="width: 43.62%;"></div></div>	9	171	90
Total Votes Cast	619	100.00%	<div style="width: 100.00%;"><div style="width: 100.00%;"></div></div>	11	402	206
Overvotes	0			0	0	0
Undervotes	249			3	138	108

### REP Judge, Ct of Crim App, PI 6

Vote For 1

	TOTAL	VOTE %		Absentee	Early Voting	Election Day
Jesse F. McClure, III	589	100.00%	<div style="width: 100.00%;"><div style="width: 100.00%;"></div></div>	9	389	191
Total Votes Cast	589	100.00%	<div style="width: 100.00%;"><div style="width: 100.00%;"></div></div>	9	389	191
Overvotes	0			0	0	0
Undervotes	279			5	151	123

### REP Member, State BoE, Dist 9

Vote For 1

	TOTAL	VOTE %		Absentee	Early Voting	Election Day
Keven M. Ellis	599	100.00%	<div style="width: 100.00%;"><div style="width: 100.00%;"></div></div>	9	394	196
Total Votes Cast	599	100.00%	<div style="width: 100.00%;"><div style="width: 100.00%;"></div></div>	9	394	196
Overvotes	0			0	0	0
Undervotes	269			5	146	118

### REP State Senator, Dist 1

Vote For 1

	TOTAL	VOTE %		Absentee	Early Voting	Election Day
Bryan Hughes	666	100.00%	<div style="width: 100.00%;"><div style="width: 100.00%;"></div></div>	10	433	223
Total Votes Cast	666	100.00%	<div style="width: 100.00%;"><div style="width: 100.00%;"></div></div>	10	433	223
Overvotes	0			0	0	0
Undervotes	202			4	107	91

### REP State Rep, Dist 6

Vote For 1

	TOTAL	VOTE %		Absentee	Early Voting	Election Day
Matt Schaefer	681	88.44%	<div style="width: 88.44%;"><div style="width: 88.44%;"></div></div>	11	448	222
Charles Turner	89	11.56%	<div style="width: 11.56%;"><div style="width: 11.56%;"></div></div>	2	44	43
Total Votes Cast	770	100.00%	<div style="width: 100.00%;"><div style="width: 100.00%;"></div></div>	13	492	265
Overvotes	0			0	0	0
Undervotes	98			1	48	49

## Precinct 0030

### REP Justice, 12th Ct of App Dist, PI 2

Vote For 1

	TOTAL	VOTE %	Absentee	Early Voting	Election Day
Brian Hoyle	589	100.00%	9	389	191
Total Votes Cast	589	100.00%	9	389	191
Overvotes	0		0	0	0
Undervotes	279		5	151	123

### REP Dist Judge, 241st Judicial Dist

Vote For 1

	TOTAL	VOTE %	Absentee	Early Voting	Election Day
Debby Gunter	586	100.00%	9	385	192
Total Votes Cast	586	100.00%	9	385	192
Overvotes	0		0	0	0
Undervotes	282		5	155	122

### REP Dist Judge, 321st Judicial Dist

Vote For 1

	TOTAL	VOTE %	Absentee	Early Voting	Election Day
Robert Wilson	597	100.00%	9	390	198
Total Votes Cast	597	100.00%	9	390	198
Overvotes	0		0	0	0
Undervotes	271		5	150	116

### REP Criminal District Attorney

Vote For 1

	TOTAL	VOTE %	Absentee	Early Voting	Election Day
Jacob Putman	609	100.00%	9	398	202
Total Votes Cast	609	100.00%	9	398	202
Overvotes	0		0	0	0
Undervotes	259		5	142	112

### REP County Judge

Vote For 1

	TOTAL	VOTE %	Absentee	Early Voting	Election Day
Neal Franklin	615	100.00%	9	402	204
Total Votes Cast	615	100.00%	9	402	204
Overvotes	0		0	0	0
Undervotes	253		5	138	110

### REP Judge, County Court at Law No. 1

Vote For 1

	TOTAL	VOTE %	Absentee	Early Voting	Election Day
Jason Ellis	593	100.00%	9	393	191
Total Votes Cast	593	100.00%	9	393	191
Overvotes	0		0	0	0
Undervotes	275		5	147	123

## Precinct 0030

### REP Judge, County Court at Law No. 2

Vote For 1

	TOTAL	VOTE %		Absentee	Early Voting	Election Day
Taylor Heaton	591	100.00%	<div style="width: 100%; height: 10px; background-color: #ffc107;"></div>	9	387	195
Total Votes Cast	591	100.00%	<div style="width: 100%; height: 10px; background-color: #ffc107;"></div>	9	387	195
Overvotes	0			0	0	0
Undervotes	277			5	153	119

### REP Judge, County Court at Law No. 3

Vote For 1

	TOTAL	VOTE %		Absentee	Early Voting	Election Day
Sara Maynard	278	39.32%	<div style="width: 39.32%; height: 10px; background-color: #ffc107;"></div>	7	200	71
Trevor M. Rose	67	9.48%	<div style="width: 9.48%; height: 10px; background-color: #ffc107;"></div>	1	37	29
Clay White	362	51.20%	<div style="width: 51.20%; height: 10px; background-color: #ffc107;"></div>	5	224	133
Total Votes Cast	707	100.00%	<div style="width: 100%; height: 10px; background-color: #ffc107;"></div>	13	461	233
Overvotes	0			0	0	0
Undervotes	161			1	79	81

### REP District Clerk

Vote For 1

	TOTAL	VOTE %		Absentee	Early Voting	Election Day
Penny Clarkston	587	100.00%	<div style="width: 100%; height: 10px; background-color: #ffc107;"></div>	9	382	196
Total Votes Cast	587	100.00%	<div style="width: 100%; height: 10px; background-color: #ffc107;"></div>	9	382	196
Overvotes	0			0	0	0
Undervotes	281			5	158	118

### REP County Clerk

Vote For 1

	TOTAL	VOTE %		Absentee	Early Voting	Election Day
Karen Bryant Phillips	588	100.00%	<div style="width: 100%; height: 10px; background-color: #ffc107;"></div>	9	386	193
Total Votes Cast	588	100.00%	<div style="width: 100%; height: 10px; background-color: #ffc107;"></div>	9	386	193
Overvotes	0			0	0	0
Undervotes	280			5	154	121

### REP County Treasurer

Vote For 1

	TOTAL	VOTE %		Absentee	Early Voting	Election Day
Kelli R. White	446	72.05%	<div style="width: 72.05%; height: 10px; background-color: #ffc107;"></div>	12	296	138
Jamie Boersma	173	27.95%	<div style="width: 27.95%; height: 10px; background-color: #ffc107;"></div>	1	107	65
Total Votes Cast	619	100.00%	<div style="width: 100%; height: 10px; background-color: #ffc107;"></div>	13	403	203
Overvotes	0			0	0	0
Undervotes	249			1	137	111

## Precinct 0030

### REP County Commissioner Pct 2

Vote For 1

	TOTAL	VOTE %		Absentee	Early Voting	Election Day
Mike Adams	296	39.41%	<div style="width: 39.41%; background-color: #ffc107;"></div>	3	186	107
Anwar Khalifa	74	9.85%	<div style="width: 9.85%; background-color: #ffc107;"></div>	1	40	33
John Moore	381	50.73%	<div style="width: 50.73%; background-color: #ffc107;"></div>	9	258	114
Total Votes Cast	751	100.00%	<div style="width: 100%; background-color: #ffc107;"></div>	13	484	254
Overvotes	0			0	0	0
Undervotes	117			1	56	60

### REP JOP Pct 3

Vote For 1

	TOTAL	VOTE %		Absentee	Early Voting	Election Day
James L. Meredith	602	100.00%	<div style="width: 100%; background-color: #ffc107;"></div>	9	390	203
Total Votes Cast	602	100.00%	<div style="width: 100%; background-color: #ffc107;"></div>	9	390	203
Overvotes	0			0	0	0
Undervotes	266			5	150	111

### REP County Chair

Vote For 1

	TOTAL	VOTE %		Absentee	Early Voting	Election Day
David Stein	593	100.00%	<div style="width: 100%; background-color: #ffc107;"></div>	8	387	198
Total Votes Cast	593	100.00%	<div style="width: 100%; background-color: #ffc107;"></div>	8	387	198
Overvotes	0			0	0	0
Undervotes	275			6	153	116

### REP Proposition 1

Vote For 1

	TOTAL	VOTE %		Absentee	Early Voting	Election Day
YES	804	95.37%	<div style="width: 95.37%; background-color: #ffc107;"></div>	14	503	287
NO	39	4.63%	<div style="width: 4.63%; background-color: #ffc107;"></div>	0	21	18
Total Votes Cast	843	100.00%	<div style="width: 100%; background-color: #ffc107;"></div>	14	524	305
Overvotes	0			0	0	0
Undervotes	25			0	16	9

### REP Proposition 2

Vote For 1

	TOTAL	VOTE %		Absentee	Early Voting	Election Day
YES	641	77.89%	<div style="width: 77.89%; background-color: #ffc107;"></div>	8	395	238
NO	182	22.11%	<div style="width: 22.11%; background-color: #ffc107;"></div>	5	112	65
Total Votes Cast	823	100.00%	<div style="width: 100%; background-color: #ffc107;"></div>	13	507	303
Overvotes	0			0	0	0
Undervotes	45			1	33	11

### Precinct 0030

#### REP Proposition 3

Vote For 1

	TOTAL	VOTE %		Absentee	Early Voting	Election Day
YES	784	91.80%		10	485	289
NO	70	8.20%		3	48	19
Total Votes Cast	854	100.00%		13	533	308
Overvotes	0			0	0	0
Undervotes	14			1	7	6

#### REP Proposition 4

Vote For 1

	TOTAL	VOTE %		Absentee	Early Voting	Election Day
YES	782	92.54%		14	497	271
NO	63	7.46%		0	31	32
Total Votes Cast	845	100.00%		14	528	303
Overvotes	0			0	0	0
Undervotes	23			0	12	11

#### REP Proposition 5

Vote For 1

	TOTAL	VOTE %		Absentee	Early Voting	Election Day
YES	751	89.09%		13	469	269
NO	92	10.91%		1	52	39
Total Votes Cast	843	100.00%		14	521	308
Overvotes	0			0	0	0
Undervotes	25			0	19	6

#### REP Proposition 6

Vote For 1

	TOTAL	VOTE %		Absentee	Early Voting	Election Day
YES	692	84.49%		8	436	248
NO	127	15.51%		4	72	51
Total Votes Cast	819	100.00%		12	508	299
Overvotes	0			0	0	0
Undervotes	49			2	32	15

#### REP Proposition 7




Vote For 1

	TOTAL	VOTE %		Absentee	Early Voting	Election Day
YES	834	97.66%		14	524	296
NO	20	2.34%		0	9	11
Total Votes Cast	854	100.00%		14	533	307
Overvotes	0			0	0	0
Undervotes	14			0	7	7

### Precinct 0030




#### REP Proposition 8

Vote For 1

	TOTAL	VOTE %		Absentee	Early Voting	Election Day
YES	806	95.16%		14	505	287
NO	41	4.84%		0	23	18
Total Votes Cast	847	100.00%		14	528	305
Overvotes	0			0	0	0
Undervotes	21			0	12	9




#### REP Proposition 9

Vote For 1

	TOTAL	VOTE %		Absentee	Early Voting	Election Day
YES	751	88.88%		13	469	269
NO	94	11.12%		1	57	36
Total Votes Cast	845	100.00%		14	526	305
Overvotes	0			0	0	0
Undervotes	23			0	14	9

#### REP Proposition 10

Vote For 1

	TOTAL	VOTE %		Absentee	Early Voting	Election Day
YES	811	96.43%		14	511	286
NO	30	3.57%		0	14	16
Total Votes Cast	841	100.00%		14	525	302
Overvotes	0			0	0	0
Undervotes	27			0	15	12

### Precinct 0031

Statistics	TOTAL	Absentee	Early Voting	Election Day
Registered Voters - Total	3,579			
Ballots Cast - Total	965	20	483	462
Ballots Cast - Republican Party	903	14	453	436
Ballots Cast - Democratic Party	62	6	30	26
Ballots Cast - Blank	0	0	0	0
Voter Turnout - Total	26.96%			

#### REP US Rep, District 1

Vote For 1

	TOTAL	VOTE %	Absentee	Early Voting	Election Day
Aditya "A.D." Atholi	40	4.68%	1	14	25
John Porro	26	3.04%	0	10	16
Nathaniel Moran	714	83.51%	11	381	322
Joe McDaniel	75	8.77%	2	30	43
Total Votes Cast	855	100.00%	14	435	406
Overvotes	0		0	0	0
Undervotes	48		0	18	30

#### REP Governor

Vote For 1

	TOTAL	VOTE %	Absentee	Early Voting	Election Day
Danny Harrison	3	0.33%	0	2	1
Chad Prather	29	3.24%	0	14	15
Paul Belew	6	0.67%	0	3	3
Rick Perry	16	1.79%	0	10	6
Don Huffines	50	5.58%	0	15	35
Allen B. West	146	16.29%	1	80	65
Greg Abbott	641	71.54%	13	326	302
Kandy Kaye Horn	5	0.56%	0	1	4
Total Votes Cast	896	100.00%	14	451	431
Overvotes	0		0	0	0
Undervotes	7		0	2	5

#### REP Lieutenant Governor

Vote For 1

	TOTAL	VOTE %	Absentee	Early Voting	Election Day
Daniel Miller	87	10.28%	1	37	49
Dan Patrick	634	74.94%	11	331	292
Todd M. Bullis	5	0.59%	0	1	4
Trayce Bradford	84	9.93%	2	47	35
Aaron Sorrells	22	2.60%	0	9	13
Zach Vance	14	1.65%	0	5	9
Total Votes Cast	846	100.00%	14	430	402
Overvotes	0		0	0	0
Undervotes	57		0	23	34

## Precinct 0031

### REP Attorney General

Vote For 1

	TOTAL	VOTE %		Absentee	Early Voting	Election Day
George P. Bush	85	9.54%	<div style="width: 9.54%;"></div>	0	33	52
Louie Gohmert	574	64.42%	<div style="width: 64.42%;"></div>	6	301	267
Ken Paxton	180	20.20%	<div style="width: 20.20%;"></div>	6	80	94
Eva Guzman	52	5.84%	<div style="width: 5.84%;"></div>	2	35	15
Total Votes Cast	891	100.00%	<div style="width: 100.00%;"></div>	14	449	428
Overvotes	0			0	0	0
Undervotes	12			0	4	8

### REP Comptroller of Public Accounts

Vote For 1

	TOTAL	VOTE %		Absentee	Early Voting	Election Day
Mark V. Goloby	181	25.97%	<div style="width: 25.97%;"></div>	1	93	87
Glenn Hegar	516	74.03%	<div style="width: 74.03%;"></div>	8	279	229
Total Votes Cast	697	100.00%	<div style="width: 100.00%;"></div>	9	372	316
Overvotes	0			0	0	0
Undervotes	206			5	81	120

### REP Comm General Land Office

Vote For 1

	TOTAL	VOTE %		Absentee	Early Voting	Election Day
Dawn Buckingham	256	36.89%	<div style="width: 36.89%;"></div>	1	152	103
Don W. Minton	119	17.15%	<div style="width: 17.15%;"></div>	0	57	62
Ben Armenta	8	1.15%	<div style="width: 1.15%;"></div>	0	3	5
Rufus Lopez	14	2.02%	<div style="width: 2.02%;"></div>	0	6	8
Tim Westley	75	10.81%	<div style="width: 10.81%;"></div>	0	32	43
Jon Spiers	176	25.36%	<div style="width: 25.36%;"></div>	8	89	79
Victor Avila	29	4.18%	<div style="width: 4.18%;"></div>	0	17	12
Weston Martinez	17	2.45%	<div style="width: 2.45%;"></div>	1	3	13
Total Votes Cast	694	100.00%	<div style="width: 100.00%;"></div>	10	359	325
Overvotes	0			0	0	0
Undervotes	209			4	94	111

### REP Commissioner of Agriculture

Vote For 1

	TOTAL	VOTE %		Absentee	Early Voting	Election Day
Sid Miller	388	54.57%	<div style="width: 54.57%;"></div>	5	212	171
James White	271	38.12%	<div style="width: 38.12%;"></div>	3	130	138
Carey A. Council	52	7.31%	<div style="width: 7.31%;"></div>	0	25	27
Total Votes Cast	711	100.00%	<div style="width: 100.00%;"></div>	8	367	336
Overvotes	0			0	0	0
Undervotes	192			6	86	100



## Precinct 0031

### REP Railroad Commissioner

Vote For 1

	TOTAL	VOTE %	Absentee	Early Voting	Election Day
Tom Slocum Jr	110	15.34%	0	47	63
Marvin "Sarge" Summers	56	7.81%	0	23	33
Sarah Stogner	62	8.65%	0	39	23
Dawayne Tipton	55	7.67%	1	22	32
Wayne Christian	434	60.53%	8	239	187
Total Votes Cast	717	100.00%	9	370	338
Overvotes	0		0	0	0
Undervotes	186		5	83	98

### REP Justice, Supreme Court, PI 3

Vote For 1

	TOTAL	VOTE %	Absentee	Early Voting	Election Day
Debra Lehrmann	597	100.00%	8	303	286
Total Votes Cast	597	100.00%	8	303	286
Overvotes	0		0	0	0
Undervotes	306		6	150	150

### REP Justice, Supreme Court, PI 5

Vote For 1

	TOTAL	VOTE %	Absentee	Early Voting	Election Day
Rebeca Huddle	601	100.00%	8	307	286
Total Votes Cast	601	100.00%	8	307	286
Overvotes	0		0	0	0
Undervotes	302		6	146	150

### REP Justice, Supreme Court, PI 9

Vote For 1

	TOTAL	VOTE %	Absentee	Early Voting	Election Day
David J. Schenck	404	61.30%	6	204	194
Evan Young	255	38.70%	3	138	114
Total Votes Cast	659	100.00%	9	342	308
Overvotes	0		0	0	0
Undervotes	244		5	111	128

### REP Judge, Ct of Crim App, PI 2

Vote For 1

	TOTAL	VOTE %	Absentee	Early Voting	Election Day
Mary Lou Keel	572	100.00%	7	294	271
Total Votes Cast	572	100.00%	7	294	271
Overvotes	0		0	0	0
Undervotes	331		7	159	165

### Precinct 0031

#### REP Judge, Ct of Crim App, PI 5

Vote For 1

	TOTAL	VOTE %		Absentee	Early Voting	Election Day
Clint Morgan	361	55.03%	<div style="width: 55.03%;"><div style="width: 55.03%;"></div></div>	3	193	165
Scott Walker	295	44.97%	<div style="width: 44.97%;"><div style="width: 44.97%;"></div></div>	5	146	144
Total Votes Cast	656	100.00%	<div style="width: 100.00%;"><div style="width: 100.00%;"></div></div>	8	339	309
Overvotes	0			0	0	0
Undervotes	247			6	114	127

#### REP Judge, Ct of Crim App, PI 6

Vote For 1

	TOTAL	VOTE %		Absentee	Early Voting	Election Day
Jesse F. McClure, III	576	100.00%	<div style="width: 100.00%;"><div style="width: 100.00%;"></div></div>	8	297	271
Total Votes Cast	576	100.00%	<div style="width: 100.00%;"><div style="width: 100.00%;"></div></div>	8	297	271
Overvotes	0			0	0	0
Undervotes	327			6	156	165

#### REP Member, State BoE, Dist 9

Vote For 1

	TOTAL	VOTE %		Absentee	Early Voting	Election Day
Keven M. Ellis	593	100.00%	<div style="width: 100.00%;"><div style="width: 100.00%;"></div></div>	8	307	278
Total Votes Cast	593	100.00%	<div style="width: 100.00%;"><div style="width: 100.00%;"></div></div>	8	307	278
Overvotes	0			0	0	0
Undervotes	310			6	146	158

#### REP State Senator, Dist 1

Vote For 1

	TOTAL	VOTE %		Absentee	Early Voting	Election Day
Bryan Hughes	673	100.00%	<div style="width: 100.00%;"><div style="width: 100.00%;"></div></div>	9	342	322
Total Votes Cast	673	100.00%	<div style="width: 100.00%;"><div style="width: 100.00%;"></div></div>	9	342	322
Overvotes	0			0	0	0
Undervotes	230			5	111	114

#### REP State Rep, Dist 6

Vote For 1

	TOTAL	VOTE %		Absentee	Early Voting	Election Day
Matt Schaefer	736	89.87%	<div style="width: 89.87%;"><div style="width: 89.87%;"></div></div>	14	382	340
Charles Turner	83	10.13%	<div style="width: 10.13%;"><div style="width: 10.13%;"></div></div>	0	41	42
Total Votes Cast	819	100.00%	<div style="width: 100.00%;"><div style="width: 100.00%;"></div></div>	14	423	382
Overvotes	0			0	0	0
Undervotes	84			0	30	54

## Precinct 0031

### REP Justice, 12th Ct of App Dist, PI 2

Vote For 1

	TOTAL	VOTE %	Absentee	Early Voting	Election Day
Brian Hoyle	594	100.00%	8	312	274
Total Votes Cast	594	100.00%	8	312	274
Overvotes	0		0	0	0
Undervotes	309		6	141	162

### REP Dist Judge, 241st Judicial Dist

Vote For 1

	TOTAL	VOTE %	Absentee	Early Voting	Election Day
Debby Gunter	606	100.00%	7	313	286
Total Votes Cast	606	100.00%	7	313	286
Overvotes	0		0	0	0
Undervotes	297		7	140	150

### REP Dist Judge, 321st Judicial Dist

Vote For 1

	TOTAL	VOTE %	Absentee	Early Voting	Election Day
Robert Wilson	603	100.00%	8	313	282
Total Votes Cast	603	100.00%	8	313	282
Overvotes	0		0	0	0
Undervotes	300		6	140	154

### REP Criminal District Attorney

Vote For 1

	TOTAL	VOTE %	Absentee	Early Voting	Election Day
Jacob Putman	625	100.00%	8	325	292
Total Votes Cast	625	100.00%	8	325	292
Overvotes	0		0	0	0
Undervotes	278		6	128	144

### REP County Judge

Vote For 1

	TOTAL	VOTE %	Absentee	Early Voting	Election Day
Neal Franklin	610	100.00%	8	313	289
Total Votes Cast	610	100.00%	8	313	289
Overvotes	0		0	0	0
Undervotes	293		6	140	147

### REP Judge, County Court at Law No. 1

Vote For 1

	TOTAL	VOTE %	Absentee	Early Voting	Election Day
Jason Ellis	608	100.00%	8	311	289
Total Votes Cast	608	100.00%	8	311	289
Overvotes	0		0	0	0
Undervotes	295		6	142	147

## Precinct 0031

### REP Judge, County Court at Law No. 2

Vote For 1

	TOTAL	VOTE %	Absentee	Early Voting	Election Day
Taylor Heaton	598	100.00%	8	308	282
Total Votes Cast	598	100.00%	8	308	282
Overvotes	0		0	0	0
Undervotes	305		6	145	154

### REP Judge, County Court at Law No. 3

Vote For 1

	TOTAL	VOTE %	Absentee	Early Voting	Election Day
Sara Maynard	273	37.81%	6	153	114
Trevor M. Rose	57	7.89%	0	27	30
Clay White	392	54.29%	2	194	196
Total Votes Cast	722	100.00%	8	374	340
Overvotes	0		0	0	0
Undervotes	181		6	79	96

### REP District Clerk

Vote For 1

	TOTAL	VOTE %	Absentee	Early Voting	Election Day
Penny Clarkston	599	100.00%	8	306	285
Total Votes Cast	599	100.00%	8	306	285
Overvotes	0		0	0	0
Undervotes	304		6	147	151

### REP County Clerk

Vote For 1

	TOTAL	VOTE %	Absentee	Early Voting	Election Day
Karen Bryant Phillips	590	100.00%	8	304	278
Total Votes Cast	590	100.00%	8	304	278
Overvotes	0		0	0	0
Undervotes	313		6	149	158

### REP County Treasurer

Vote For 1

	TOTAL	VOTE %	Absentee	Early Voting	Election Day
Kelli R. White	484	75.16%	7	263	214
Jamie Boersma	160	24.84%	1	71	88
Total Votes Cast	644	100.00%	8	334	302
Overvotes	0		0	0	0
Undervotes	259		6	119	134

## Precinct 0031

### REP County Commissioner Pct 2

Vote For 1

	TOTAL	VOTE %		Absentee	Early Voting	Election Day
Mike Adams	287	37.03%	<div style="width: 37.03%; background-color: #ffc107;"></div>	0	135	152
Anwar Khalifa	80	10.32%	<div style="width: 10.32%; background-color: #ffc107;"></div>	1	41	38
John Moore	408	52.65%	<div style="width: 52.65%; background-color: #ffc107;"></div>	13	230	165
Total Votes Cast	775	100.00%	<div style="width: 100.00%; background-color: #ffc107;"></div>	14	406	355
Overvotes	0			0	0	0
Undervotes	128			0	47	81

### REP JOP Pct 3

Vote For 1

	TOTAL	VOTE %		Absentee	Early Voting	Election Day
James L. Meredith	601	100.00%	<div style="width: 100.00%; background-color: #ffc107;"></div>	8	303	290
Total Votes Cast	601	100.00%	<div style="width: 100.00%; background-color: #ffc107;"></div>	8	303	290
Overvotes	0			0	0	0
Undervotes	302			6	150	146

### REP County Chair

Vote For 1

	TOTAL	VOTE %		Absentee	Early Voting	Election Day
David Stein	613	100.00%	<div style="width: 100.00%; background-color: #ffc107;"></div>	8	317	288
Total Votes Cast	613	100.00%	<div style="width: 100.00%; background-color: #ffc107;"></div>	8	317	288
Overvotes	0			0	0	0
Undervotes	290			6	136	148

### REP Proposition 1

Vote For 1

	TOTAL	VOTE %		Absentee	Early Voting	Election Day
YES	829	95.84%	<div style="width: 95.84%; background-color: #ffc107;"></div>	13	415	401
NO	36	4.16%	<div style="width: 4.16%; background-color: #ffc107;"></div>	0	17	19
Total Votes Cast	865	100.00%	<div style="width: 100.00%; background-color: #ffc107;"></div>	13	432	420
Overvotes	0			0	0	0
Undervotes	38			1	21	16

### REP Proposition 2

Vote For 1

	TOTAL	VOTE %		Absentee	Early Voting	Election Day
YES	653	76.28%	<div style="width: 76.28%; background-color: #ffc107;"></div>	8	319	326
NO	203	23.72%	<div style="width: 23.72%; background-color: #ffc107;"></div>	5	111	87
Total Votes Cast	856	100.00%	<div style="width: 100.00%; background-color: #ffc107;"></div>	13	430	413
Overvotes	0			0	0	0
Undervotes	47			1	23	23

## Precinct 0031

### REP Proposition 3

Vote For 1

	TOTAL	VOTE %		Absentee	Early Voting	Election Day
YES	805	92.00%	<div style="width: 92%; background-color: #ffc107;">92%</div>	8	404	393
NO	70	8.00%	<div style="width: 8%; background-color: #6c757d;">8%</div>	6	35	29
Total Votes Cast	875	100.00%	<div style="width: 100%; background-color: #ffc107;">100%</div>	14	439	422
Overvotes	0			0	0	0
Undervotes	28			0	14	14

### REP Proposition 4

Vote For 1

	TOTAL	VOTE %		Absentee	Early Voting	Election Day
YES	829	94.96%	<div style="width: 94.96%; background-color: #ffc107;">94.96%</div>	14	422	393
NO	44	5.04%	<div style="width: 5.04%; background-color: #6c757d;">5.04%</div>	0	17	27
Total Votes Cast	873	100.00%	<div style="width: 100%; background-color: #ffc107;">100%</div>	14	439	420
Overvotes	0			0	0	0
Undervotes	30			0	14	16

### REP Proposition 5

Vote For 1

	TOTAL	VOTE %		Absentee	Early Voting	Election Day
YES	766	88.76%	<div style="width: 88.76%; background-color: #ffc107;">88.76%</div>	13	379	374
NO	97	11.24%	<div style="width: 11.24%; background-color: #6c757d;">11.24%</div>	1	51	45
Total Votes Cast	863	100.00%	<div style="width: 100%; background-color: #ffc107;">100%</div>	14	430	419
Overvotes	0			0	0	0
Undervotes	40			0	23	17

### REP Proposition 6

Vote For 1

	TOTAL	VOTE %		Absentee	Early Voting	Election Day
YES	740	87.26%	<div style="width: 87.26%; background-color: #ffc107;">87.26%</div>	12	372	356
NO	108	12.74%	<div style="width: 12.74%; background-color: #6c757d;">12.74%</div>	2	54	52
Total Votes Cast	848	100.00%	<div style="width: 100%; background-color: #ffc107;">100%</div>	14	426	408
Overvotes	0			0	0	0
Undervotes	55			0	27	28

### REP Proposition 7




Vote For 1

	TOTAL	VOTE %		Absentee	Early Voting	Election Day
YES	858	97.50%	<div style="width: 97.5%; background-color: #ffc107;">97.5%</div>	14	432	412
NO	22	2.50%	<div style="width: 2.5%; background-color: #6c757d;">2.5%</div>	0	10	12
Total Votes Cast	880	100.00%	<div style="width: 100%; background-color: #ffc107;">100%</div>	14	442	424
Overvotes	0			0	0	0
Undervotes	23			0	11	12

### Precinct 0031




#### REP Proposition 8

Vote For 1

	TOTAL	VOTE %		Absentee	Early Voting	Election Day
YES	842	95.14%		14	422	406
NO	43	4.86%		0	21	22
Total Votes Cast	885	100.00%		14	443	428
Overvotes	0			0	0	0
Undervotes	18			0	10	8




#### REP Proposition 9

Vote For 1

	TOTAL	VOTE %		Absentee	Early Voting	Election Day
YES	805	92.00%		14	405	386
NO	70	8.00%		0	31	39
Total Votes Cast	875	100.00%		14	436	425
Overvotes	0			0	0	0
Undervotes	28			0	17	11

#### REP Proposition 10

Vote For 1

	TOTAL	VOTE %		Absentee	Early Voting	Election Day
YES	832	95.85%		13	417	402
NO	36	4.15%		0	17	19
Total Votes Cast	868	100.00%		13	434	421
Overvotes	0			0	0	0
Undervotes	35			1	19	15

## Precinct 0032

### Statistics

	TOTAL	Absentee	Early Voting	Election Day
Registered Voters - Total	936			
Ballots Cast - Total	298	9	205	84
Ballots Cast - Republican Party	234	4	167	63
Ballots Cast - Democratic Party	64	5	38	21
Ballots Cast - Blank	0	0	0	0
Voter Turnout - Total	31.84%			

### REP US Rep, District 1

Vote For 1

	TOTAL	VOTE %	Absentee	Early Voting	Election Day
Aditya "A.D." Atholi	9	4.11%	0	6	3
John Porro	4	1.83%	0	3	1
Nathaniel Moran	191	87.21%	4	140	47
Joe McDaniel	15	6.85%	0	8	7
Total Votes Cast	219	100.00%	4	157	58
Overvotes	0		0	0	0
Undervotes	15		0	10	5

### REP Governor

Vote For 1

	TOTAL	VOTE %	Absentee	Early Voting	Election Day
Danny Harrison	1	0.43%	0	1	0
Chad Prather	9	3.86%	0	7	2
Paul Belew	0	0.00%	0	0	0
Rick Perry	5	2.15%	0	1	4
Don Huffines	14	6.01%	0	7	7
Allen B. West	33	14.16%	0	24	9
Greg Abbott	171	73.39%	4	126	41
Kandy Kaye Horn	0	0.00%	0	0	0
Total Votes Cast	233	100.00%	4	166	63
Overvotes	0		0	0	0
Undervotes	1		0	1	0

### REP Lieutenant Governor

Vote For 1

	TOTAL	VOTE %	Absentee	Early Voting	Election Day
Daniel Miller	30	13.45%	0	18	12
Dan Patrick	176	78.92%	4	129	43
Todd M. Bullis	3	1.35%	0	1	2
Trayce Bradford	10	4.48%	0	6	4
Aaron Sorrells	4	1.79%	0	3	1
Zach Vance	0	0.00%	0	0	0
Total Votes Cast	223	100.00%	4	157	62
Overvotes	0		0	0	0
Undervotes	11		0	10	1



## Precinct 0032

### REP Attorney General

Vote For 1

	TOTAL	VOTE %	Absentee	Early Voting	Election Day
George P. Bush	10	4.33%	0	8	2
Louie Gohmert	148	64.07%	4	106	38
Ken Paxton	62	26.84%	0	43	19
Eva Guzman	11	4.76%	0	9	2
Total Votes Cast	231	100.00%	4	166	61
Overvotes	0		0	0	0
Undervotes	3		0	1	2

### REP Comptroller of Public Accounts

Vote For 1

	TOTAL	VOTE %	Absentee	Early Voting	Election Day
Mark V. Goloby	37	21.89%	0	25	12
Glenn Hegar	132	78.11%	1	105	26
Total Votes Cast	169	100.00%	1	130	38
Overvotes	0		0	0	0
Undervotes	65		3	37	25

### REP Comm General Land Office

Vote For 1

	TOTAL	VOTE %	Absentee	Early Voting	Election Day
Dawn Buckingham	72	39.13%	0	52	20
Don W. Minton	33	17.93%	0	25	8
Ben Armenta	1	0.54%	0	0	1
Rufus Lopez	4	2.17%	0	3	1
Tim Westley	23	12.50%	2	20	1
Jon Spiers	41	22.28%	0	31	10
Victor Avila	4	2.17%	0	2	2
Weston Martinez	6	3.26%	0	2	4
Total Votes Cast	184	100.00%	2	135	47
Overvotes	0		0	0	0
Undervotes	50		2	32	16

### REP Commissioner of Agriculture

Vote For 1

	TOTAL	VOTE %	Absentee	Early Voting	Election Day
Sid Miller	108	56.54%	1	79	28
James White	79	41.36%	1	58	20
Carey A. Council	4	2.09%	0	1	3
Total Votes Cast	191	100.00%	2	138	51
Overvotes	0		0	0	0
Undervotes	43		2	29	12

## Precinct 0032

### REP Railroad Commissioner

Vote For 1

	TOTAL	VOTE %	Absentee	Early Voting	Election Day
Tom Slocum Jr	33	17.28%	0	23	10
Marvin "Sarge" Summers	18	9.42%	1	13	4
Sarah Stogner	20	10.47%	0	11	9
Dawayne Tipton	12	6.28%	0	11	1
Wayne Christian	108	56.54%	1	81	26
Total Votes Cast	191	100.00%	2	139	50
Overvotes	0		0	0	0
Undervotes	43		2	28	13

### REP Justice, Supreme Court, PI 3

Vote For 1

	TOTAL	VOTE %	Absentee	Early Voting	Election Day
Debra Lehrmann	164	100.00%	2	125	37
Total Votes Cast	164	100.00%	2	125	37
Overvotes	0		0	0	0
Undervotes	70		2	42	26

### REP Justice, Supreme Court, PI 5

Vote For 1

	TOTAL	VOTE %	Absentee	Early Voting	Election Day
Rebeca Huddle	166	100.00%	1	127	38
Total Votes Cast	166	100.00%	1	127	38
Overvotes	0		0	0	0
Undervotes	68		3	40	25

### REP Justice, Supreme Court, PI 9

Vote For 1

	TOTAL	VOTE %	Absentee	Early Voting	Election Day
David J. Schenck	115	66.47%	1	86	28
Evan Young	58	33.53%	0	44	14
Total Votes Cast	173	100.00%	1	130	42
Overvotes	0		0	0	0
Undervotes	61		3	37	21

### REP Judge, Ct of Crim App, PI 2

Vote For 1

	TOTAL	VOTE %	Absentee	Early Voting	Election Day
Mary Lou Keel	153	100.00%	1	116	36
Total Votes Cast	153	100.00%	1	116	36
Overvotes	0		0	0	0
Undervotes	81		3	51	27

## Precinct 0032

### REP Judge, Ct of Crim App, PI 5

Vote For 1

	TOTAL	VOTE %		Absentee	Early Voting	Election Day
Clint Morgan	91	52.30%	<div style="width: 52.30%;"><div style="width: 52.30%;"></div></div>	0	69	22
Scott Walker	83	47.70%	<div style="width: 47.70%;"><div style="width: 47.70%;"></div></div>	1	60	22
Total Votes Cast	174	100.00%	<div style="width: 100.00%;"><div style="width: 100.00%;"></div></div>	1	129	44
Overvotes	0			0	0	0
Undervotes	60			3	38	19

### REP Judge, Ct of Crim App, PI 6

Vote For 1

	TOTAL	VOTE %		Absentee	Early Voting	Election Day
Jesse F. McClure, III	160	100.00%	<div style="width: 100.00%;"><div style="width: 100.00%;"></div></div>	1	119	40
Total Votes Cast	160	100.00%	<div style="width: 100.00%;"><div style="width: 100.00%;"></div></div>	1	119	40
Overvotes	0			0	0	0
Undervotes	74			3	48	23

### REP Member, State BoE, Dist 9

Vote For 1

	TOTAL	VOTE %		Absentee	Early Voting	Election Day
Keven M. Ellis	161	100.00%	<div style="width: 100.00%;"><div style="width: 100.00%;"></div></div>	1	120	40
Total Votes Cast	161	100.00%	<div style="width: 100.00%;"><div style="width: 100.00%;"></div></div>	1	120	40
Overvotes	0			0	0	0
Undervotes	73			3	47	23

### REP State Senator, Dist 1

Vote For 1

	TOTAL	VOTE %		Absentee	Early Voting	Election Day
Bryan Hughes	183	100.00%	<div style="width: 100.00%;"><div style="width: 100.00%;"></div></div>	1	135	47
Total Votes Cast	183	100.00%	<div style="width: 100.00%;"><div style="width: 100.00%;"></div></div>	1	135	47
Overvotes	0			0	0	0
Undervotes	51			3	32	16

### REP State Rep, Dist 6

Vote For 1

	TOTAL	VOTE %		Absentee	Early Voting	Election Day
Matt Schaefer	203	95.31%	<div style="width: 95.31%;"><div style="width: 95.31%;"></div></div>	3	146	54
Charles Turner	10	4.69%	<div style="width: 4.69%;"><div style="width: 4.69%;"></div></div>	0	6	4
Total Votes Cast	213	100.00%	<div style="width: 100.00%;"><div style="width: 100.00%;"></div></div>	3	152	58
Overvotes	0			0	0	0
Undervotes	21			1	15	5

## Precinct 0032

### REP Justice, 12th Ct of App Dist, PI 2

Vote For 1

	TOTAL	VOTE %	Absentee	Early Voting	Election Day
Brian Hoyle	163	100.00%	1	122	40
Total Votes Cast	163	100.00%	1	122	40
Overvotes	0		0	0	0
Undervotes	71		3	45	23

### REP Dist Judge, 241st Judicial Dist

Vote For 1

	TOTAL	VOTE %	Absentee	Early Voting	Election Day
Debby Gunter	171	100.00%	2	125	44
Total Votes Cast	171	100.00%	2	125	44
Overvotes	0		0	0	0
Undervotes	63		2	42	19

### REP Dist Judge, 321st Judicial Dist

Vote For 1

	TOTAL	VOTE %	Absentee	Early Voting	Election Day
Robert Wilson	166	100.00%	1	122	43
Total Votes Cast	166	100.00%	1	122	43
Overvotes	0		0	0	0
Undervotes	68		3	45	20

### REP Criminal District Attorney

Vote For 1

	TOTAL	VOTE %	Absentee	Early Voting	Election Day
Jacob Putman	169	100.00%	1	124	44
Total Votes Cast	169	100.00%	1	124	44
Overvotes	0		0	0	0
Undervotes	65		3	43	19

### REP County Judge

Vote For 1

	TOTAL	VOTE %	Absentee	Early Voting	Election Day
Neal Franklin	166	100.00%	1	122	43
Total Votes Cast	166	100.00%	1	122	43
Overvotes	0		0	0	0
Undervotes	68		3	45	20

### REP Judge, County Court at Law No. 1

Vote For 1

	TOTAL	VOTE %	Absentee	Early Voting	Election Day
Jason Ellis	163	100.00%	1	121	41
Total Votes Cast	163	100.00%	1	121	41
Overvotes	0		0	0	0
Undervotes	71		3	46	22

## Precinct 0032

### REP Judge, County Court at Law No. 2

Vote For 1

	TOTAL	VOTE %		Absentee	Early Voting	Election Day
Taylor Heaton	159	100.00%	<div style="width: 100%; height: 10px; background-color: #ffc107;"></div>	1	117	41
Total Votes Cast	159	100.00%	<div style="width: 100%; height: 10px; background-color: #ffc107;"></div>	1	117	41
Overvotes	0			0	0	0
Undervotes	75			3	50	22

### REP Judge, County Court at Law No. 3

Vote For 1

	TOTAL	VOTE %		Absentee	Early Voting	Election Day
Sara Maynard	72	39.34%	<div style="width: 39.34%; height: 10px; background-color: #ffc107;"></div>	0	52	20
Trevor M. Rose	18	9.84%	<div style="width: 9.84%; height: 10px; background-color: #ffc107;"></div>	0	13	5
Clay White	93	50.82%	<div style="width: 50.82%; height: 10px; background-color: #ffc107;"></div>	1	70	22
Total Votes Cast	183	100.00%	<div style="width: 100%; height: 10px; background-color: #ffc107;"></div>	1	135	47
Overvotes	0			0	0	0
Undervotes	51			3	32	16

### REP District Clerk

Vote For 1

	TOTAL	VOTE %		Absentee	Early Voting	Election Day
Penny Clarkston	162	100.00%	<div style="width: 100%; height: 10px; background-color: #ffc107;"></div>	1	119	42
Total Votes Cast	162	100.00%	<div style="width: 100%; height: 10px; background-color: #ffc107;"></div>	1	119	42
Overvotes	0			0	0	0
Undervotes	72			3	48	21

### REP County Clerk

Vote For 1

	TOTAL	VOTE %		Absentee	Early Voting	Election Day
Karen Bryant Phillips	163	100.00%	<div style="width: 100%; height: 10px; background-color: #ffc107;"></div>	1	120	42
Total Votes Cast	163	100.00%	<div style="width: 100%; height: 10px; background-color: #ffc107;"></div>	1	120	42
Overvotes	0			0	0	0
Undervotes	71			3	47	21

### REP County Treasurer

Vote For 1

	TOTAL	VOTE %		Absentee	Early Voting	Election Day
Kelli R. White	122	76.25%	<div style="width: 76.25%; height: 10px; background-color: #ffc107;"></div>	1	93	28
Jamie Boersma	38	23.75%	<div style="width: 23.75%; height: 10px; background-color: #ffc107;"></div>	0	28	10
Total Votes Cast	160	100.00%	<div style="width: 100%; height: 10px; background-color: #ffc107;"></div>	1	121	38
Overvotes	0			0	0	0
Undervotes	74			3	46	25

## Precinct 0032

### REP JOP Pct 4

Vote For 1

	TOTAL	VOTE %		Absentee	Early Voting	Election Day
Ronnie Hester	56	28.00%	<div style="width: 28%; background-color: #ffc107;"></div>	0	41	15
Laney Pilcher-Barnes	47	23.50%	<div style="width: 23.5%; background-color: #ffc107;"></div>	2	35	10
Curtis Wulf	97	48.50%	<div style="width: 48.5%; background-color: #ffc107;"></div>	1	69	27
Total Votes Cast	200	100.00%	<div style="width: 100%; background-color: #ffc107;"></div>	3	145	52
Overvotes	0			0	0	0
Undervotes	34			1	22	11

### REP County Chair

Vote For 1

	TOTAL	VOTE %		Absentee	Early Voting	Election Day
David Stein	151	100.00%	<div style="width: 100%; background-color: #ffc107;"></div>	1	112	38
Total Votes Cast	151	100.00%	<div style="width: 100%; background-color: #ffc107;"></div>	1	112	38
Overvotes	0			0	0	0
Undervotes	83			3	55	25

### REP Proposition 1

Vote For 1

	TOTAL	VOTE %		Absentee	Early Voting	Election Day
YES	221	96.93%	<div style="width: 96.93%; background-color: #ffc107;"></div>	4	157	60
NO	7	3.07%	<div style="width: 3.07%; background-color: #6c757d;"></div>	0	6	1
Total Votes Cast	228	100.00%	<div style="width: 100%; background-color: #ffc107;"></div>	4	163	61
Overvotes	0			0	0	0
Undervotes	6			0	4	2

### REP Proposition 2

Vote For 1

	TOTAL	VOTE %		Absentee	Early Voting	Election Day
YES	182	82.35%	<div style="width: 82.35%; background-color: #ffc107;"></div>	2	128	52
NO	39	17.65%	<div style="width: 17.65%; background-color: #6c757d;"></div>	2	29	8
Total Votes Cast	221	100.00%	<div style="width: 100%; background-color: #ffc107;"></div>	4	157	60
Overvotes	0			0	0	0
Undervotes	13			0	10	3

### REP Proposition 3

Vote For 1

	TOTAL	VOTE %		Absentee	Early Voting	Election Day
YES	213	93.01%	<div style="width: 93.01%; background-color: #ffc107;"></div>	4	152	57
NO	16	6.99%	<div style="width: 6.99%; background-color: #6c757d;"></div>	0	12	4
Total Votes Cast	229	100.00%	<div style="width: 100%; background-color: #ffc107;"></div>	4	164	61
Overvotes	0			0	0	0
Undervotes	5			0	3	2

## Precinct 0032

### REP Proposition 4

Vote For 1

	TOTAL	VOTE %	Absentee	Early Voting	Election Day
YES	221	96.51%	4	158	59
NO	8	3.49%	0	6	2
Total Votes Cast	229	100.00%	4	164	61
Overvotes	0		0	0	0
Undervotes	5		0	3	2

### REP Proposition 5

Vote For 1

	TOTAL	VOTE %	Absentee	Early Voting	Election Day
YES	213	95.09%	4	150	59
NO	11	4.91%	0	10	1
Total Votes Cast	224	100.00%	4	160	60
Overvotes	0		0	0	0
Undervotes	10		0	7	3

### REP Proposition 6

Vote For 1

	TOTAL	VOTE %	Absentee	Early Voting	Election Day
YES	192	87.27%	4	135	53
NO	28	12.73%	0	20	8
Total Votes Cast	220	100.00%	4	155	61
Overvotes	0		0	0	0
Undervotes	14		0	12	2

### REP Proposition 7

Vote For 1

	TOTAL	VOTE %	Absentee	Early Voting	Election Day
YES	226	98.69%	4	162	60
NO	3	1.31%	0	3	0
Total Votes Cast	229	100.00%	4	165	60
Overvotes	0		0	0	0
Undervotes	5		0	2	3

### REP Proposition 8




Vote For 1

	TOTAL	VOTE %	Absentee	Early Voting	Election Day
YES	221	96.93%	4	158	59
NO	7	3.07%	0	5	2
Total Votes Cast	228	100.00%	4	163	61
Overvotes	0		0	0	0
Undervotes	6		0	4	2

## Precinct 0032




### REP Proposition 9

Vote For 1

	TOTAL	VOTE %		Absentee	Early Voting	Election Day
YES	220	95.24%		3	156	61
NO	11	4.76%		1	10	0
Total Votes Cast	231	100.00%		4	166	61
Overvotes	0			0	0	0
Undervotes	3			0	1	2

### REP Proposition 10

Vote For 1

	TOTAL	VOTE %		Absentee	Early Voting	Election Day
YES	222	96.10%		3	157	62
NO	9	3.90%		1	8	0
Total Votes Cast	231	100.00%		4	165	62
Overvotes	0			0	0	0
Undervotes	3			0	2	1



### Precinct 0033

#### Statistics

	TOTAL	Absentee	Early Voting	Election Day
Registered Voters - Total	726			
Ballots Cast - Total	197	12	100	85
Ballots Cast - Republican Party	170	9	92	69
Ballots Cast - Democratic Party	27	3	8	16
Ballots Cast - Blank	0	0	0	0
Voter Turnout - Total	27.14%			

#### REP US Rep, District 1

Vote For 1

	TOTAL	VOTE %	Absentee	Early Voting	Election Day
Aditya "A.D." Atholi	7	4.49%	0	2	5
John Porro	5	3.21%	2	1	2
Nathaniel Moran	129	82.69%	6	77	46
Joe McDaniel	15	9.62%	0	8	7
Total Votes Cast	156	100.00%	8	88	60
Overvotes	0		0	0	0
Undervotes	14		1	4	9

#### REP Governor

Vote For 1

	TOTAL	VOTE %	Absentee	Early Voting	Election Day
Danny Harrison	2	1.20%	0	1	1
Chad Prather	3	1.81%	0	1	2
Paul Belew	0	0.00%	0	0	0
Rick Perry	2	1.20%	0	0	2
Don Huffines	7	4.22%	1	4	2
Allen B. West	38	22.89%	0	24	14
Greg Abbott	111	66.87%	4	60	47
Kandy Kaye Horn	3	1.81%	3	0	0
Total Votes Cast	166	100.00%	8	90	68
Overvotes	0		0	0	0
Undervotes	4		1	2	1

#### REP Lieutenant Governor

Vote For 1

	TOTAL	VOTE %	Absentee	Early Voting	Election Day
Daniel Miller	14	9.03%	0	6	8
Dan Patrick	114	73.55%	4	69	41
Todd M. Bullis	1	0.65%	0	1	0
Trayce Bradford	15	9.68%	0	8	7
Aaron Sorrells	5	3.23%	1	2	2
Zach Vance	6	3.87%	3	0	3
Total Votes Cast	155	100.00%	8	86	61
Overvotes	0		0	0	0
Undervotes	15		1	6	8

## Precinct 0033

### REP Attorney General

Vote For 1

	TOTAL	VOTE %	Absentee	Early Voting	Election Day
George P. Bush	18	10.84%	6	8	4
Louie Gohmert	114	68.67%	2	57	55
Ken Paxton	28	16.87%	0	22	6
Eva Guzman	6	3.61%	1	3	2
Total Votes Cast	166	100.00%	9	90	67
Overvotes	0		0	0	0
Undervotes	4		0	2	2

### REP Comptroller of Public Accounts

Vote For 1

	TOTAL	VOTE %	Absentee	Early Voting	Election Day
Mark V. Goloby	27	21.43%	2	11	14
Glenn Hegar	99	78.57%	3	60	36
Total Votes Cast	126	100.00%	5	71	50
Overvotes	0		0	0	0
Undervotes	44		4	21	19

### REP Comm General Land Office

Vote For 1

	TOTAL	VOTE %	Absentee	Early Voting	Election Day
Dawn Buckingham	37	29.37%	1	20	16
Don W. Minton	21	16.67%	2	11	8
Ben Armenta	1	0.79%	0	1	0
Rufus Lopez	2	1.59%	0	1	1
Tim Westley	9	7.14%	1	6	2
Jon Spiers	36	28.57%	0	24	12
Victor Avila	9	7.14%	1	3	5
Weston Martinez	11	8.73%	0	5	6
Total Votes Cast	126	100.00%	5	71	50
Overvotes	0		0	0	0
Undervotes	44		4	21	19

### REP Commissioner of Agriculture

Vote For 1

	TOTAL	VOTE %	Absentee	Early Voting	Election Day
Sid Miller	54	45.00%	1	31	22
James White	56	46.67%	2	33	21
Carey A. Council	10	8.33%	1	6	3
Total Votes Cast	120	100.00%	4	70	46
Overvotes	0		0	0	0
Undervotes	50		5	22	23

## Precinct 0033

### REP Railroad Commissioner

Vote For 1

	TOTAL	VOTE %	Absentee	Early Voting	Election Day
Tom Slocum Jr	26	19.26%	1	20	5
Marvin "Sarge" Summers	8	5.93%	2	3	3
Sarah Stogner	10	7.41%	2	5	3
Dawayne Tipton	8	5.93%	0	5	3
Wayne Christian	83	61.48%	1	44	38
Total Votes Cast	135	100.00%	6	77	52
Overvotes	0		0	0	0
Undervotes	35		3	15	17

### REP Justice, Supreme Court, PI 3

Vote For 1

	TOTAL	VOTE %	Absentee	Early Voting	Election Day
Debra Lehrmann	111	100.00%	4	65	42
Total Votes Cast	111	100.00%	4	65	42
Overvotes	0		0	0	0
Undervotes	59		5	27	27

### REP Justice, Supreme Court, PI 5

Vote For 1

	TOTAL	VOTE %	Absentee	Early Voting	Election Day
Rebeca Huddle	107	100.00%	4	63	40
Total Votes Cast	107	100.00%	4	63	40
Overvotes	0		0	0	0
Undervotes	63		5	29	29

### REP Justice, Supreme Court, PI 9

Vote For 1

	TOTAL	VOTE %	Absentee	Early Voting	Election Day
David J. Schenck	71	61.21%	3	38	30
Evan Young	45	38.79%	2	26	17
Total Votes Cast	116	100.00%	5	64	47
Overvotes	0		0	0	0
Undervotes	54		4	28	22

### REP Judge, Ct of Crim App, PI 2

Vote For 1

	TOTAL	VOTE %	Absentee	Early Voting	Election Day
Mary Lou Keel	101	100.00%	4	56	41
Total Votes Cast	101	100.00%	4	56	41
Overvotes	0		0	0	0
Undervotes	69		5	36	28

## Precinct 0033

### REP Judge, Ct of Crim App, PI 5

Vote For 1

	TOTAL	VOTE %		Absentee	Early Voting	Election Day
Clint Morgan	59	50.43%	<div style="width: 50.43%;"><div style="width: 50.43%;"></div></div>	2	31	26
Scott Walker	58	49.57%	<div style="width: 49.57%;"><div style="width: 49.57%;"></div></div>	3	35	20
Total Votes Cast	117	100.00%	<div style="width: 100.00%;"><div style="width: 100.00%;"></div></div>	5	66	46
Overvotes	0			0	0	0
Undervotes	53			4	26	23

### REP Judge, Ct of Crim App, PI 6

Vote For 1

	TOTAL	VOTE %		Absentee	Early Voting	Election Day
Jesse F. McClure, III	109	100.00%	<div style="width: 100.00%;"><div style="width: 100.00%;"></div></div>	3	64	42
Total Votes Cast	109	100.00%	<div style="width: 100.00%;"><div style="width: 100.00%;"></div></div>	3	64	42
Overvotes	0			0	0	0
Undervotes	61			6	28	27

### REP Member, State BoE, Dist 9

Vote For 1

	TOTAL	VOTE %		Absentee	Early Voting	Election Day
Keven M. Ellis	103	100.00%	<div style="width: 100.00%;"><div style="width: 100.00%;"></div></div>	3	60	40
Total Votes Cast	103	100.00%	<div style="width: 100.00%;"><div style="width: 100.00%;"></div></div>	3	60	40
Overvotes	0			0	0	0
Undervotes	67			6	32	29

### REP State Senator, Dist 1

Vote For 1

	TOTAL	VOTE %		Absentee	Early Voting	Election Day
Bryan Hughes	122	100.00%	<div style="width: 100.00%;"><div style="width: 100.00%;"></div></div>	3	72	47
Total Votes Cast	122	100.00%	<div style="width: 100.00%;"><div style="width: 100.00%;"></div></div>	3	72	47
Overvotes	0			0	0	0
Undervotes	48			6	20	22

### REP State Rep, Dist 6

Vote For 1

	TOTAL	VOTE %		Absentee	Early Voting	Election Day
Matt Schaefer	132	85.71%	<div style="width: 85.71%;"><div style="width: 85.71%;"></div></div>	2	81	49
Charles Turner	22	14.29%	<div style="width: 14.29%;"><div style="width: 14.29%;"></div></div>	6	6	10
Total Votes Cast	154	100.00%	<div style="width: 100.00%;"><div style="width: 100.00%;"></div></div>	8	87	59
Overvotes	0			0	0	0
Undervotes	16			1	5	10

## Precinct 0033

### REP Justice, 12th Ct of App Dist, PI 2

Vote For 1

	TOTAL	VOTE %	Absentee	Early Voting	Election Day
Brian Hoyle	105	100.00%	3	61	41
Total Votes Cast	105	100.00%	3	61	41
Overvotes	0		0	0	0
Undervotes	65		6	31	28

### REP Dist Judge, 241st Judicial Dist

Vote For 1

	TOTAL	VOTE %	Absentee	Early Voting	Election Day
Debby Gunter	108	100.00%	3	60	45
Total Votes Cast	108	100.00%	3	60	45
Overvotes	0		0	0	0
Undervotes	62		6	32	24

### REP Dist Judge, 321st Judicial Dist

Vote For 1

	TOTAL	VOTE %	Absentee	Early Voting	Election Day
Robert Wilson	105	100.00%	5	57	43
Total Votes Cast	105	100.00%	5	57	43
Overvotes	0		0	0	0
Undervotes	65		4	35	26

### REP Criminal District Attorney

Vote For 1

	TOTAL	VOTE %	Absentee	Early Voting	Election Day
Jacob Putman	114	100.00%	4	66	44
Total Votes Cast	114	100.00%	4	66	44
Overvotes	0		0	0	0
Undervotes	56		5	26	25

### REP County Judge

Vote For 1

	TOTAL	VOTE %	Absentee	Early Voting	Election Day
Neal Franklin	109	100.00%	3	63	43
Total Votes Cast	109	100.00%	3	63	43
Overvotes	0		0	0	0
Undervotes	61		6	29	26

### REP Judge, County Court at Law No. 1




Vote For 1

	TOTAL	VOTE %	Absentee	Early Voting	Election Day
Jason Ellis	106	100.00%	3	60	43
Total Votes Cast	106	100.00%	3	60	43
Overvotes	0		0	0	0
Undervotes	64		6	32	26

### Precinct 0033






#### REP Judge, County Court at Law No. 2

Vote For 1

	TOTAL	VOTE %		Absentee	Early Voting	Election Day
Taylor Heaton	105	100.00%		3	60	42
Total Votes Cast	105	100.00%		3	60	42
Overvotes	0			0	0	0
Undervotes	65			6	32	27




#### REP Judge, County Court at Law No. 3

Vote For 1

	TOTAL	VOTE %		Absentee	Early Voting	Election Day
Sara Maynard	62	45.93%		4	32	26
Trevor M. Rose	15	11.11%		0	6	9
Clay White	58	42.96%		2	37	19
Total Votes Cast	135	100.00%		6	75	54
Overvotes	0			0	0	0
Undervotes	35			3	17	15




#### REP District Clerk

Vote For 1

	TOTAL	VOTE %		Absentee	Early Voting	Election Day
Penny Clarkston	109	100.00%		5	64	40
Total Votes Cast	109	100.00%		5	64	40
Overvotes	0			0	0	0
Undervotes	61			4	28	29





#### REP County Clerk

Vote For 1

	TOTAL	VOTE %		Absentee	Early Voting	Election Day
Karen Bryant Phillips	107	100.00%		5	63	39
Total Votes Cast	107	100.00%		5	63	39
Overvotes	0			0	0	0
Undervotes	63			4	29	30

#### REP County Treasurer

Vote For 1

	TOTAL	VOTE %		Absentee	Early Voting	Election Day
Kelli R. White	85	77.27%		5	48	32
Jamie Boersma	25	22.73%		0	16	9
Total Votes Cast	110	100.00%		5	64	41
Overvotes	0			0	0	0
Undervotes	60			4	28	28

## Precinct 0033

### REP County Commissioner Precinct No. 1, Unexp

Vote For 1

	TOTAL	VOTE %		Absentee	Early Voting	Election Day
Pam Frederick	81	56.25%	<div style="width: 56.25%;"><div style="width: 56.25%;"></div></div>	5	49	27
Fritz Hager, Jr.	63	43.75%	<div style="width: 43.75%;"><div style="width: 43.75%;"></div></div>	1	34	28
Total Votes Cast	144	100.00%	<div style="width: 100%;"><div style="width: 100%;"></div></div>	6	83	55
Overvotes	0			0	0	0
Undervotes	26			3	9	14

### REP JOP Pct 2

Vote For 1

	TOTAL	VOTE %		Absentee	Early Voting	Election Day
Andy Dunklin	111	100.00%	<div style="width: 100%;"><div style="width: 100%;"></div></div>	4	63	44
Total Votes Cast	111	100.00%	<div style="width: 100%;"><div style="width: 100%;"></div></div>	4	63	44
Overvotes	0			0	0	0
Undervotes	59			5	29	25

### REP Constable Precinct No. 2

Vote For 1

	TOTAL	VOTE %		Absentee	Early Voting	Election Day
Deal Folmar	31	25.00%	<div style="width: 25%;"><div style="width: 25%;"></div></div>	1	15	15
Wayne Allen	59	47.58%	<div style="width: 47.58%;"><div style="width: 47.58%;"></div></div>	1	38	20
Chris Roberts	34	27.42%	<div style="width: 27.42%;"><div style="width: 27.42%;"></div></div>	2	20	12
Total Votes Cast	124	100.00%	<div style="width: 100%;"><div style="width: 100%;"></div></div>	4	73	47
Overvotes	0			0	0	0
Undervotes	46			5	19	22

### REP County Chair

Vote For 1

	TOTAL	VOTE %		Absentee	Early Voting	Election Day
David Stein	105	100.00%	<div style="width: 100%;"><div style="width: 100%;"></div></div>	4	62	39
Total Votes Cast	105	100.00%	<div style="width: 100%;"><div style="width: 100%;"></div></div>	4	62	39
Overvotes	0			0	0	0
Undervotes	65			5	30	30

### REP Proposition 1

Vote For 1

	TOTAL	VOTE %		Absentee	Early Voting	Election Day
YES	148	91.36%	<div style="width: 91.36%;"><div style="width: 91.36%;"></div></div>	4	78	66
NO	14	8.64%	<div style="width: 8.64%;"><div style="width: 8.64%;"></div></div>	5	7	2
Total Votes Cast	162	100.00%	<div style="width: 100%;"><div style="width: 100%;"></div></div>	9	85	68
Overvotes	0			0	0	0
Undervotes	8			0	7	1

### Precinct 0033

#### REP Proposition 2

Vote For 1

	TOTAL	VOTE %		Absentee	Early Voting	Election Day
YES	99	64.29%	<div style="width: 64.29%;"><div style="width: 64.29%;"></div></div>	2	54	43
NO	55	35.71%	<div style="width: 35.71%;"><div style="width: 35.71%;"></div></div>	7	27	21
Total Votes Cast	154	100.00%	<div style="width: 100.00%;"><div style="width: 100.00%;"></div></div>	9	81	64
Overvotes	0			0	0	0
Undervotes	16			0	11	5

#### REP Proposition 3

Vote For 1

	TOTAL	VOTE %		Absentee	Early Voting	Election Day
YES	141	87.04%	<div style="width: 87.04%;"><div style="width: 87.04%;"></div></div>	1	81	59
NO	21	12.96%	<div style="width: 12.96%;"><div style="width: 12.96%;"></div></div>	8	6	7
Total Votes Cast	162	100.00%	<div style="width: 100.00%;"><div style="width: 100.00%;"></div></div>	9	87	66
Overvotes	0			0	0	0
Undervotes	8			0	5	3

#### REP Proposition 4

Vote For 1

	TOTAL	VOTE %		Absentee	Early Voting	Election Day
YES	149	91.98%	<div style="width: 91.98%;"><div style="width: 91.98%;"></div></div>	3	84	62
NO	13	8.02%	<div style="width: 8.02%;"><div style="width: 8.02%;"></div></div>	6	4	3
Total Votes Cast	162	100.00%	<div style="width: 100.00%;"><div style="width: 100.00%;"></div></div>	9	88	65
Overvotes	0			0	0	0
Undervotes	8			0	4	4

#### REP Proposition 5

Vote For 1

	TOTAL	VOTE %		Absentee	Early Voting	Election Day
YES	135	84.91%	<div style="width: 84.91%;"><div style="width: 84.91%;"></div></div>	4	72	59
NO	24	15.09%	<div style="width: 15.09%;"><div style="width: 15.09%;"></div></div>	5	14	5
Total Votes Cast	159	100.00%	<div style="width: 100.00%;"><div style="width: 100.00%;"></div></div>	9	86	64
Overvotes	0			0	0	0
Undervotes	11			0	6	5

#### REP Proposition 6

Vote For 1

	TOTAL	VOTE %		Absentee	Early Voting	Election Day
YES	130	80.75%	<div style="width: 80.75%;"><div style="width: 80.75%;"></div></div>	3	70	57
NO	31	19.25%	<div style="width: 19.25%;"><div style="width: 19.25%;"></div></div>	6	15	10
Total Votes Cast	161	100.00%	<div style="width: 100.00%;"><div style="width: 100.00%;"></div></div>	9	85	67
Overvotes	0			0	0	0
Undervotes	9			0	7	2



### Precinct 0033

#### REP Proposition 7

Vote For 1

	TOTAL	VOTE %	Absentee	Early Voting	Election Day
YES	154	94.48%	4	85	65
NO	9	5.52%	5	3	1
Total Votes Cast	163	100.00%	9	88	66
Overvotes	0		0	0	0
Undervotes	7		0	4	3

#### REP Proposition 8

Vote For 1

	TOTAL	VOTE %	Absentee	Early Voting	Election Day
YES	157	95.73%	8	83	66
NO	7	4.27%	1	4	2
Total Votes Cast	164	100.00%	9	87	68
Overvotes	0		0	0	0
Undervotes	6		0	5	1

#### REP Proposition 9

Vote For 1

	TOTAL	VOTE %	Absentee	Early Voting	Election Day
YES	139	86.88%	3	77	59
NO	21	13.12%	6	8	7
Total Votes Cast	160	100.00%	9	85	66
Overvotes	0		0	0	0
Undervotes	10		0	7	3

#### REP Proposition 10

Vote For 1

	TOTAL	VOTE %	Absentee	Early Voting	Election Day
YES	151	93.79%	4	79	68
NO	10	6.21%	3	7	0
Total Votes Cast	161	100.00%	7	86	68
Overvotes	0		0	0	0
Undervotes	9		2	6	1

### Precinct 0034

Statistics	TOTAL	Absentee	Early Voting	Election Day
Registered Voters - Total	1,205			
Ballots Cast - Total	305	19	191	95
Ballots Cast - Republican Party	73	0	44	29
Ballots Cast - Democratic Party	232	19	147	66
Ballots Cast - Blank	0	0	0	0
Voter Turnout - Total	25.31%			

#### REP US Rep, District 1

Vote For 1

	TOTAL	VOTE %	Absentee	Early Voting	Election Day
Aditya "A.D." Atholi	6	8.57%	0	5	1
John Porro	0	0.00%	0	0	0
Nathaniel Moran	57	81.43%	0	31	26
Joe McDaniel	7	10.00%	0	5	2
Total Votes Cast	70	100.00%	0	41	29
Overvotes	0		0	0	0
Undervotes	3		0	3	0

#### REP Governor

Vote For 1

	TOTAL	VOTE %	Absentee	Early Voting	Election Day
Danny Harrison	0	0.00%	0	0	0
Chad Prather	2	2.78%	0	2	0
Paul Belew	0	0.00%	0	0	0
Rick Perry	1	1.39%	0	1	0
Don Huffines	4	5.56%	0	2	2
Allen B. West	14	19.44%	0	12	2
Greg Abbott	51	70.83%	0	26	25
Kandy Kaye Horn	0	0.00%	0	0	0
Total Votes Cast	72	100.00%	0	43	29
Overvotes	0		0	0	0
Undervotes	1		0	1	0

#### REP Lieutenant Governor

Vote For 1

	TOTAL	VOTE %	Absentee	Early Voting	Election Day
Daniel Miller	11	16.18%	0	7	4
Dan Patrick	49	72.06%	0	29	20
Todd M. Bullis	0	0.00%	0	0	0
Trayce Bradford	7	10.29%	0	3	4
Aaron Sorrells	1	1.47%	0	1	0
Zach Vance	0	0.00%	0	0	0
Total Votes Cast	68	100.00%	0	40	28
Overvotes	0		0	0	0
Undervotes	5		0	4	1

## Precinct 0034

### REP Attorney General

Vote For 1

	TOTAL	VOTE %	Absentee	Early Voting	Election Day
George P. Bush	10	14.08%	0	6	4
Louie Gohmert	32	45.07%	0	19	13
Ken Paxton	23	32.39%	0	14	9
Eva Guzman	6	8.45%	0	3	3
Total Votes Cast	71	100.00%	0	42	29
Overvotes	0		0	0	0
Undervotes	2		0	2	0

### REP Comptroller of Public Accounts

Vote For 1

	TOTAL	VOTE %	Absentee	Early Voting	Election Day
Mark V. Goloby	16	25.00%	0	11	5
Glenn Hegar	48	75.00%	0	29	19
Total Votes Cast	64	100.00%	0	40	24
Overvotes	0		0	0	0
Undervotes	9		0	4	5

### REP Comm General Land Office

Vote For 1

	TOTAL	VOTE %	Absentee	Early Voting	Election Day
Dawn Buckingham	20	33.33%	0	10	10
Don W. Minton	7	11.67%	0	5	2
Ben Armenta	0	0.00%	0	0	0
Rufus Lopez	1	1.67%	0	1	0
Tim Westley	9	15.00%	0	6	3
Jon Spiers	16	26.67%	0	10	6
Victor Avila	4	6.67%	0	4	0
Weston Martinez	3	5.00%	0	1	2
Total Votes Cast	60	100.00%	0	37	23
Overvotes	0		0	0	0
Undervotes	13		0	7	6

### REP Commissioner of Agriculture

Vote For 1

	TOTAL	VOTE %	Absentee	Early Voting	Election Day
Sid Miller	25	44.64%	0	15	10
James White	26	46.43%	0	16	10
Carey A. Council	5	8.93%	0	2	3
Total Votes Cast	56	100.00%	0	33	23
Overvotes	0		0	0	0
Undervotes	17		0	11	6

## Precinct 0034

### REP Railroad Commissioner

Vote For 1

	TOTAL	VOTE %	Absentee	Early Voting	Election Day
Tom Slocum Jr	12	18.18%	0	6	6
Marvin "Sarge" Summers	8	12.12%	0	6	2
Sarah Stogner	11	16.67%	0	10	1
Dawayne Tipton	4	6.06%	0	1	3
Wayne Christian	31	46.97%	0	17	14
<b>Total Votes Cast</b>	<b>66</b>	<b>100.00%</b>	<b>0</b>	<b>40</b>	<b>26</b>
Overvotes	0		0	0	0
Undervotes	7		0	4	3

### REP Justice, Supreme Court, PI 3

Vote For 1

	TOTAL	VOTE %	Absentee	Early Voting	Election Day
Debra Lehrmann	54	100.00%	0	33	21
<b>Total Votes Cast</b>	<b>54</b>	<b>100.00%</b>	<b>0</b>	<b>33</b>	<b>21</b>
Overvotes	0		0	0	0
Undervotes	19		0	11	8

### REP Justice, Supreme Court, PI 5

Vote For 1

	TOTAL	VOTE %	Absentee	Early Voting	Election Day
Rebeca Huddle	53	100.00%	0	33	20
<b>Total Votes Cast</b>	<b>53</b>	<b>100.00%</b>	<b>0</b>	<b>33</b>	<b>20</b>
Overvotes	0		0	0	0
Undervotes	20		0	11	9

### REP Justice, Supreme Court, PI 9

Vote For 1

	TOTAL	VOTE %	Absentee	Early Voting	Election Day
David J. Schenck	30	50.85%	0	16	14
Evan Young	29	49.15%	0	21	8
<b>Total Votes Cast</b>	<b>59</b>	<b>100.00%</b>	<b>0</b>	<b>37</b>	<b>22</b>
Overvotes	0		0	0	0
Undervotes	14		0	7	7

### REP Judge, Ct of Crim App, PI 2

Vote For 1

	TOTAL	VOTE %	Absentee	Early Voting	Election Day
Mary Lou Keel	51	100.00%	0	32	19
<b>Total Votes Cast</b>	<b>51</b>	<b>100.00%</b>	<b>0</b>	<b>32</b>	<b>19</b>
Overvotes	0		0	0	0
Undervotes	22		0	12	10

## Precinct 0034

### REP Judge, Ct of Crim App, PI 5

Vote For 1

	TOTAL	VOTE %		Absentee	Early Voting	Election Day
Clint Morgan	33	55.93%	<div style="width: 55.93%;"><div style="width: 55.93%;"></div></div>	0	23	10
Scott Walker	26	44.07%	<div style="width: 44.07%;"><div style="width: 44.07%;"></div></div>	0	14	12
Total Votes Cast	59	100.00%	<div style="width: 100.00%;"><div style="width: 100.00%;"></div></div>	0	37	22
Overvotes	0			0	0	0
Undervotes	14			0	7	7

### REP Judge, Ct of Crim App, PI 6

Vote For 1

	TOTAL	VOTE %		Absentee	Early Voting	Election Day
Jesse F. McClure, III	54	100.00%	<div style="width: 100.00%;"><div style="width: 100.00%;"></div></div>	0	34	20
Total Votes Cast	54	100.00%	<div style="width: 100.00%;"><div style="width: 100.00%;"></div></div>	0	34	20
Overvotes	0			0	0	0
Undervotes	19			0	10	9

### REP Member, State BoE, Dist 9

Vote For 1

	TOTAL	VOTE %		Absentee	Early Voting	Election Day
Keven M. Ellis	56	100.00%	<div style="width: 100.00%;"><div style="width: 100.00%;"></div></div>	0	35	21
Total Votes Cast	56	100.00%	<div style="width: 100.00%;"><div style="width: 100.00%;"></div></div>	0	35	21
Overvotes	0			0	0	0
Undervotes	17			0	9	8

### REP State Senator, Dist 1

Vote For 1

	TOTAL	VOTE %		Absentee	Early Voting	Election Day
Bryan Hughes	52	100.00%	<div style="width: 100.00%;"><div style="width: 100.00%;"></div></div>	0	30	22
Total Votes Cast	52	100.00%	<div style="width: 100.00%;"><div style="width: 100.00%;"></div></div>	0	30	22
Overvotes	0			0	0	0
Undervotes	21			0	14	7

### REP State Rep, Dist 6

Vote For 1

	TOTAL	VOTE %		Absentee	Early Voting	Election Day
Matt Schaefer	57	87.69%	<div style="width: 87.69%;"><div style="width: 87.69%;"></div></div>	0	34	23
Charles Turner	8	12.31%	<div style="width: 12.31%;"><div style="width: 12.31%;"></div></div>	0	6	2
Total Votes Cast	65	100.00%	<div style="width: 100.00%;"><div style="width: 100.00%;"></div></div>	0	40	25
Overvotes	0			0	0	0
Undervotes	8			0	4	4

## Precinct 0034

### REP Justice, 12th Ct of App Dist, PI 2

Vote For 1

	TOTAL	VOTE %	Absentee	Early Voting	Election Day
Brian Hoyle	54	100.00%	0	35	19
Total Votes Cast	54	100.00%	0	35	19
Overvotes	0		0	0	0
Undervotes	19		0	9	10

### REP Dist Judge, 241st Judicial Dist

Vote For 1

	TOTAL	VOTE %	Absentee	Early Voting	Election Day
Debby Gunter	54	100.00%	0	33	21
Total Votes Cast	54	100.00%	0	33	21
Overvotes	0		0	0	0
Undervotes	19		0	11	8

### REP Dist Judge, 321st Judicial Dist

Vote For 1

	TOTAL	VOTE %	Absentee	Early Voting	Election Day
Robert Wilson	55	100.00%	0	34	21
Total Votes Cast	55	100.00%	0	34	21
Overvotes	0		0	0	0
Undervotes	18		0	10	8

### REP Criminal District Attorney

Vote For 1

	TOTAL	VOTE %	Absentee	Early Voting	Election Day
Jacob Putman	55	100.00%	0	34	21
Total Votes Cast	55	100.00%	0	34	21
Overvotes	0		0	0	0
Undervotes	18		0	10	8

### REP County Judge

Vote For 1

	TOTAL	VOTE %	Absentee	Early Voting	Election Day
Neal Franklin	56	100.00%	0	35	21
Total Votes Cast	56	100.00%	0	35	21
Overvotes	0		0	0	0
Undervotes	17		0	9	8

### REP Judge, County Court at Law No. 1

Vote For 1

	TOTAL	VOTE %	Absentee	Early Voting	Election Day
Jason Ellis	55	100.00%	0	35	20
Total Votes Cast	55	100.00%	0	35	20
Overvotes	0		0	0	0
Undervotes	18		0	9	9

## Precinct 0034

### REP Judge, County Court at Law No. 2

Vote For 1

	TOTAL	VOTE %	Absentee	Early Voting	Election Day
Taylor Heaton	53	100.00%	0	34	19
Total Votes Cast	53	100.00%	0	34	19
Overvotes	0		0	0	0
Undervotes	20		0	10	10

### REP Judge, County Court at Law No. 3

Vote For 1

	TOTAL	VOTE %	Absentee	Early Voting	Election Day
Sara Maynard	21	36.21%	0	13	8
Trevor M. Rose	14	24.14%	0	10	4
Clay White	23	39.66%	0	14	9
Total Votes Cast	58	100.00%	0	37	21
Overvotes	0		0	0	0
Undervotes	15		0	7	8

### REP District Clerk

Vote For 1

	TOTAL	VOTE %	Absentee	Early Voting	Election Day
Penny Clarkston	54	100.00%	0	33	21
Total Votes Cast	54	100.00%	0	33	21
Overvotes	0		0	0	0
Undervotes	19		0	11	8

### REP County Clerk

Vote For 1

	TOTAL	VOTE %	Absentee	Early Voting	Election Day
Karen Bryant Phillips	54	100.00%	0	32	22
Total Votes Cast	54	100.00%	0	32	22
Overvotes	0		0	0	0
Undervotes	19		0	12	7

### REP County Treasurer

Vote For 1

	TOTAL	VOTE %	Absentee	Early Voting	Election Day
Kelli R. White	39	70.91%	0	26	13
Jamie Boersma	16	29.09%	0	8	8
Total Votes Cast	55	100.00%	0	34	21
Overvotes	0		0	0	0
Undervotes	18		0	10	8

## Precinct 0034

### REP County Chair

Vote For 1

	TOTAL	VOTE %		Absentee	Early Voting	Election Day
David Stein	52	100.00%	<div style="width: 100%; height: 10px; background-color: #ffc107;"></div>	0	32	20
Total Votes Cast	52	100.00%	<div style="width: 100%; height: 10px; background-color: #ffc107;"></div>	0	32	20
Overvotes	0			0	0	0
Undervotes	21			0	12	9

### REP Proposition 1

Vote For 1

	TOTAL	VOTE %		Absentee	Early Voting	Election Day
YES	66	91.67%	<div style="width: 91.67%; height: 10px; background-color: #ffc107;"></div>	0	39	27
NO	6	8.33%	<div style="width: 8.33%; height: 10px; background-color: #6c757d;"></div>	0	5	1
Total Votes Cast	72	100.00%	<div style="width: 100%; height: 10px; background-color: #ffc107;"></div>	0	44	28
Overvotes	0			0	0	0
Undervotes	1			0	0	1

### REP Proposition 2

Vote For 1

	TOTAL	VOTE %		Absentee	Early Voting	Election Day
YES	50	70.42%	<div style="width: 70.42%; height: 10px; background-color: #ffc107;"></div>	0	31	19
NO	21	29.58%	<div style="width: 29.58%; height: 10px; background-color: #6c757d;"></div>	0	12	9
Total Votes Cast	71	100.00%	<div style="width: 100%; height: 10px; background-color: #ffc107;"></div>	0	43	28
Overvotes	0			0	0	0
Undervotes	2			0	1	1

### REP Proposition 3

Vote For 1

	TOTAL	VOTE %		Absentee	Early Voting	Election Day
YES	60	82.19%	<div style="width: 82.19%; height: 10px; background-color: #ffc107;"></div>	0	37	23
NO	13	17.81%	<div style="width: 17.81%; height: 10px; background-color: #6c757d;"></div>	0	7	6
Total Votes Cast	73	100.00%	<div style="width: 100%; height: 10px; background-color: #ffc107;"></div>	0	44	29
Overvotes	0			0	0	0
Undervotes	0			0	0	0

### REP Proposition 4

Vote For 1

	TOTAL	VOTE %		Absentee	Early Voting	Election Day
YES	66	90.41%	<div style="width: 90.41%; height: 10px; background-color: #ffc107;"></div>	0	39	27
NO	7	9.59%	<div style="width: 9.59%; height: 10px; background-color: #6c757d;"></div>	0	5	2
Total Votes Cast	73	100.00%	<div style="width: 100%; height: 10px; background-color: #ffc107;"></div>	0	44	29
Overvotes	0			0	0	0
Undervotes	0			0	0	0



## Precinct 0034

### REP Proposition 5

Vote For 1

	TOTAL	VOTE %	Absentee	Early Voting	Election Day
YES	61	84.72%	0	36	25
NO	11	15.28%	0	8	3
Total Votes Cast	72	100.00%	0	44	28
Overvotes	0		0	0	0
Undervotes	1		0	0	1

### REP Proposition 6

Vote For 1

	TOTAL	VOTE %	Absentee	Early Voting	Election Day
YES	56	78.87%	0	31	25
NO	15	21.13%	0	12	3
Total Votes Cast	71	100.00%	0	43	28
Overvotes	0		0	0	0
Undervotes	2		0	1	1

### REP Proposition 7

Vote For 1

	TOTAL	VOTE %	Absentee	Early Voting	Election Day
YES	68	94.44%	0	40	28
NO	4	5.56%	0	3	1
Total Votes Cast	72	100.00%	0	43	29
Overvotes	0		0	0	0
Undervotes	1		0	1	0

### REP Proposition 8

Vote For 1

	TOTAL	VOTE %	Absentee	Early Voting	Election Day
YES	66	91.67%	0	39	27
NO	6	8.33%	0	4	2
Total Votes Cast	72	100.00%	0	43	29
Overvotes	0		0	0	0
Undervotes	1		0	1	0

### REP Proposition 9

Vote For 1




	TOTAL	VOTE %	Absentee	Early Voting	Election Day
YES	65	89.04%	0	38	27
NO	8	10.96%	0	6	2
Total Votes Cast	73	100.00%	0	44	29
Overvotes	0		0	0	0
Undervotes	0		0	0	0

## Precinct 0034

---

### REP Proposition 10

Vote For 1

	TOTAL	VOTE %		Absentee	Early Voting	Election Day
YES	63	90.00%		0	39	24
NO	7	10.00%		0	4	3
Total Votes Cast	70	100.00%		0	43	27
Overvotes	0			0	0	0
Undervotes	3			0	1	2

## Precinct 0035

### Statistics

	TOTAL	Absentee	Early Voting	Election Day
Registered Voters - Total	2,738			
Ballots Cast - Total	534	42	277	215
Ballots Cast - Republican Party	253	11	138	104
Ballots Cast - Democratic Party	281	31	139	111
Ballots Cast - Blank	0	0	0	0
Voter Turnout - Total	19.50%			

### REP US Rep, District 1

Vote For 1

	TOTAL	VOTE %	Absentee	Early Voting	Election Day
Aditya "A.D." Atholi	17	7.05%	2	8	7
John Porro	8	3.32%	0	4	4
Nathaniel Moran	191	79.25%	9	102	80
Joe McDaniel	25	10.37%	0	17	8
Total Votes Cast	241	100.00%	11	131	99
Overvotes	0		0	0	0
Undervotes	12		0	7	5

### REP Governor

Vote For 1

	TOTAL	VOTE %	Absentee	Early Voting	Election Day
Danny Harrison	1	0.40%	0	1	0
Chad Prather	5	1.98%	0	2	3
Paul Belew	1	0.40%	0	1	0
Rick Perry	7	2.78%	0	5	2
Don Huffines	26	10.32%	3	14	9
Allen B. West	57	22.62%	0	27	30
Greg Abbott	150	59.52%	8	84	58
Kandy Kaye Horn	5	1.98%	0	4	1
Total Votes Cast	252	100.00%	11	138	103
Overvotes	0		0	0	0
Undervotes	1		0	0	1

### REP Lieutenant Governor

Vote For 1

	TOTAL	VOTE %	Absentee	Early Voting	Election Day
Daniel Miller	29	12.34%	0	16	13
Dan Patrick	168	71.49%	7	101	60
Todd M. Bullis	3	1.28%	0	1	2
Trayce Bradford	25	10.64%	2	11	12
Aaron Sorrells	5	2.13%	0	1	4
Zach Vance	5	2.13%	1	2	2
Total Votes Cast	235	100.00%	10	132	93
Overvotes	0		0	0	0
Undervotes	18		1	6	11

## Precinct 0035

### REP Attorney General

Vote For 1

	TOTAL	VOTE %	Absentee	Early Voting	Election Day
George P. Bush	41	16.40%	5	21	15
Louie Gohmert	119	47.60%	3	55	61
Ken Paxton	67	26.80%	3	45	19
Eva Guzman	23	9.20%	0	15	8
Total Votes Cast	250	100.00%	11	136	103
Overvotes	0		0	0	0
Undervotes	3		0	2	1

### REP Comptroller of Public Accounts

Vote For 1

	TOTAL	VOTE %	Absentee	Early Voting	Election Day
Mark V. Goloby	44	23.16%	1	23	20
Glenn Hegar	146	76.84%	7	86	53
Total Votes Cast	190	100.00%	8	109	73
Overvotes	0		0	0	0
Undervotes	63		3	29	31

### REP Comm General Land Office

Vote For 1

	TOTAL	VOTE %	Absentee	Early Voting	Election Day
Dawn Buckingham	69	37.30%	6	44	19
Don W. Minton	38	20.54%	1	19	18
Ben Armenta	4	2.16%	0	1	3
Rufus Lopez	4	2.16%	0	3	1
Tim Westley	15	8.11%	1	6	8
Jon Spiers	40	21.62%	0	19	21
Victor Avila	10	5.41%	0	6	4
Weston Martinez	5	2.70%	0	4	1
Total Votes Cast	185	100.00%	8	102	75
Overvotes	0		0	0	0
Undervotes	68		3	36	29

### REP Commissioner of Agriculture

Vote For 1

	TOTAL	VOTE %	Absentee	Early Voting	Election Day
Sid Miller	103	53.65%	3	46	54
James White	67	34.90%	5	40	22
Carey A. Council	22	11.46%	0	14	8
Total Votes Cast	192	100.00%	8	100	84
Overvotes	0		0	0	0
Undervotes	61		3	38	20

## Precinct 0035

### REP Railroad Commissioner

Vote For 1

	TOTAL	VOTE %	Absentee	Early Voting	Election Day
Tom Slocum Jr	41	20.50%	2	23	16
Marvin "Sarge" Summers	15	7.50%	0	9	6
Sarah Stogner	28	14.00%	2	15	11
Dawayne Tipton	14	7.00%	1	7	6
Wayne Christian	102	51.00%	3	52	47
Total Votes Cast	200	100.00%	8	106	86
Overvotes	0		0	0	0
Undervotes	53		3	32	18

### REP Justice, Supreme Court, PI 3

Vote For 1

	TOTAL	VOTE %	Absentee	Early Voting	Election Day
Debra Lehrmann	167	100.00%	8	92	67
Total Votes Cast	167	100.00%	8	92	67
Overvotes	0		0	0	0
Undervotes	86		3	46	37

### REP Justice, Supreme Court, PI 5

Vote For 1

	TOTAL	VOTE %	Absentee	Early Voting	Election Day
Rebeca Huddle	168	100.00%	8	92	68
Total Votes Cast	168	100.00%	8	92	68
Overvotes	0		0	0	0
Undervotes	85		3	46	36

### REP Justice, Supreme Court, PI 9

Vote For 1

	TOTAL	VOTE %	Absentee	Early Voting	Election Day
David J. Schenck	95	55.56%	0	54	41
Evan Young	76	44.44%	7	41	28
Total Votes Cast	171	100.00%	7	95	69
Overvotes	0		0	0	0
Undervotes	82		4	43	35

### REP Judge, Ct of Crim App, PI 2

Vote For 1

	TOTAL	VOTE %	Absentee	Early Voting	Election Day
Mary Lou Keel	161	100.00%	8	88	65
Total Votes Cast	161	100.00%	8	88	65
Overvotes	0		0	0	0
Undervotes	92		3	50	39

## Precinct 0035

### REP Judge, Ct of Crim App, PI 5

Vote For 1

	TOTAL	VOTE %		Absentee	Early Voting	Election Day
Clint Morgan	83	47.16%	<div style="width: 47.16%;"><div style="width: 47.16%;"></div></div>	1	40	42
Scott Walker	93	52.84%	<div style="width: 52.84%;"><div style="width: 52.84%;"></div></div>	7	56	30
Total Votes Cast	176	100.00%	<div style="width: 100%;"><div style="width: 100%;"></div></div>	8	96	72
Overvotes	0			0	0	0
Undervotes	77			3	42	32

### REP Judge, Ct of Crim App, PI 6

Vote For 1

	TOTAL	VOTE %		Absentee	Early Voting	Election Day
Jesse F. McClure, III	160	100.00%	<div style="width: 100%;"><div style="width: 100%;"></div></div>	8	86	66
Total Votes Cast	160	100.00%	<div style="width: 100%;"><div style="width: 100%;"></div></div>	8	86	66
Overvotes	0			0	0	0
Undervotes	93			3	52	38

### REP Member, State BoE, Dist 9

Vote For 1

	TOTAL	VOTE %		Absentee	Early Voting	Election Day
Keven M. Ellis	163	100.00%	<div style="width: 100%;"><div style="width: 100%;"></div></div>	8	87	68
Total Votes Cast	163	100.00%	<div style="width: 100%;"><div style="width: 100%;"></div></div>	8	87	68
Overvotes	0			0	0	0
Undervotes	90			3	51	36

### REP State Senator, Dist 1

Vote For 1

	TOTAL	VOTE %		Absentee	Early Voting	Election Day
Bryan Hughes	187	100.00%	<div style="width: 100%;"><div style="width: 100%;"></div></div>	8	100	79
Total Votes Cast	187	100.00%	<div style="width: 100%;"><div style="width: 100%;"></div></div>	8	100	79
Overvotes	0			0	0	0
Undervotes	66			3	38	25

### REP State Rep, Dist 6

Vote For 1

	TOTAL	VOTE %		Absentee	Early Voting	Election Day
Matt Schaefer	184	84.40%	<div style="width: 84.40%;"><div style="width: 84.40%;"></div></div>	9	96	79
Charles Turner	34	15.60%	<div style="width: 15.60%;"><div style="width: 15.60%;"></div></div>	0	24	10
Total Votes Cast	218	100.00%	<div style="width: 100%;"><div style="width: 100%;"></div></div>	9	120	89
Overvotes	0			0	0	0
Undervotes	35			2	18	15

## Precinct 0035

### REP Justice, 12th Ct of App Dist, PI 2

Vote For 1

	TOTAL	VOTE %	Absentee	Early Voting	Election Day
Brian Hoyle	168	100.00%	8	90	70
Total Votes Cast	168	100.00%	8	90	70
Overvotes	0		0	0	0
Undervotes	85		3	48	34

### REP Dist Judge, 241st Judicial Dist

Vote For 1

	TOTAL	VOTE %	Absentee	Early Voting	Election Day
Debby Gunter	171	100.00%	8	94	69
Total Votes Cast	171	100.00%	8	94	69
Overvotes	0		0	0	0
Undervotes	82		3	44	35

### REP Dist Judge, 321st Judicial Dist

Vote For 1

	TOTAL	VOTE %	Absentee	Early Voting	Election Day
Robert Wilson	172	100.00%	8	93	71
Total Votes Cast	172	100.00%	8	93	71
Overvotes	0		0	0	0
Undervotes	81		3	45	33

### REP Criminal District Attorney

Vote For 1

	TOTAL	VOTE %	Absentee	Early Voting	Election Day
Jacob Putman	172	100.00%	8	93	71
Total Votes Cast	172	100.00%	8	93	71
Overvotes	0		0	0	0
Undervotes	81		3	45	33

### REP County Judge

Vote For 1

	TOTAL	VOTE %	Absentee	Early Voting	Election Day
Neal Franklin	171	100.00%	8	94	69
Total Votes Cast	171	100.00%	8	94	69
Overvotes	0		0	0	0
Undervotes	82		3	44	35

### REP Judge, County Court at Law No. 1

Vote For 1

	TOTAL	VOTE %	Absentee	Early Voting	Election Day
Jason Ellis	167	100.00%	8	90	69
Total Votes Cast	167	100.00%	8	90	69
Overvotes	0		0	0	0
Undervotes	86		3	48	35

## Precinct 0035

### REP Judge, County Court at Law No. 2

Vote For 1

	TOTAL	VOTE %		Absentee	Early Voting	Election Day
Taylor Heaton	172	100.00%	<div style="width: 100%; height: 10px; background-color: #ffc107;"></div>	8	96	68
Total Votes Cast	172	100.00%	<div style="width: 100%; height: 10px; background-color: #ffc107;"></div>	8	96	68
Overvotes	0			0	0	0
Undervotes	81			3	42	36

### REP Judge, County Court at Law No. 3

Vote For 1

	TOTAL	VOTE %		Absentee	Early Voting	Election Day
Sara Maynard	84	41.18%	<div style="width: 41.18%; height: 10px; background-color: #ffc107;"></div>	2	49	33
Trevor M. Rose	27	13.24%	<div style="width: 13.24%; height: 10px; background-color: #ffc107;"></div>	2	15	10
Clay White	93	45.59%	<div style="width: 45.59%; height: 10px; background-color: #ffc107;"></div>	4	51	38
Total Votes Cast	204	100.00%	<div style="width: 100%; height: 10px; background-color: #ffc107;"></div>	8	115	81
Overvotes	0			0	0	0
Undervotes	49			3	23	23

### REP District Clerk

Vote For 1

	TOTAL	VOTE %		Absentee	Early Voting	Election Day
Penny Clarkston	169	100.00%	<div style="width: 100%; height: 10px; background-color: #ffc107;"></div>	9	92	68
Total Votes Cast	169	100.00%	<div style="width: 100%; height: 10px; background-color: #ffc107;"></div>	9	92	68
Overvotes	0			0	0	0
Undervotes	84			2	46	36

### REP County Clerk

Vote For 1

	TOTAL	VOTE %		Absentee	Early Voting	Election Day
Karen Bryant Phillips	168	100.00%	<div style="width: 100%; height: 10px; background-color: #ffc107;"></div>	9	92	67
Total Votes Cast	168	100.00%	<div style="width: 100%; height: 10px; background-color: #ffc107;"></div>	9	92	67
Overvotes	0			0	0	0
Undervotes	85			2	46	37

### REP County Treasurer

Vote For 1

	TOTAL	VOTE %		Absentee	Early Voting	Election Day
Kelli R. White	147	79.46%	<div style="width: 79.46%; height: 10px; background-color: #ffc107;"></div>	7	81	59
Jamie Boersma	38	20.54%	<div style="width: 20.54%; height: 10px; background-color: #ffc107;"></div>	1	24	13
Total Votes Cast	185	100.00%	<div style="width: 100%; height: 10px; background-color: #ffc107;"></div>	8	105	72
Overvotes	0			0	0	0
Undervotes	68			3	33	32



### Precinct 0035

#### REP County Chair

Vote For 1

	TOTAL	VOTE %	Absentee	Early Voting	Election Day
David Stein	168	100.00%	8	92	68
Total Votes Cast	168	100.00%	8	92	68
Overvotes	0		0	0	0
Undervotes	85		3	46	36

#### REP Proposition 1

Vote For 1

	TOTAL	VOTE %	Absentee	Early Voting	Election Day
YES	229	93.47%	10	122	97
NO	16	6.53%	1	8	7
Total Votes Cast	245	100.00%	11	130	104
Overvotes	0		0	0	0
Undervotes	8		0	8	0

#### REP Proposition 2

Vote For 1

	TOTAL	VOTE %	Absentee	Early Voting	Election Day
YES	176	72.73%	9	99	68
NO	66	27.27%	2	30	34
Total Votes Cast	242	100.00%	11	129	102
Overvotes	0		0	0	0
Undervotes	11		0	9	2

#### REP Proposition 3

Vote For 1

	TOTAL	VOTE %	Absentee	Early Voting	Election Day
YES	221	89.11%	8	117	96
NO	27	10.89%	2	17	8
Total Votes Cast	248	100.00%	10	134	104
Overvotes	0		0	0	0
Undervotes	5		1	4	0

#### REP Proposition 4

Vote For 1

	TOTAL	VOTE %	Absentee	Early Voting	Election Day
YES	233	93.57%	11	126	96
NO	16	6.43%	0	8	8
Total Votes Cast	249	100.00%	11	134	104
Overvotes	0		0	0	0
Undervotes	4		0	4	0

## Precinct 0035

### REP Proposition 5

Vote For 1

	TOTAL	VOTE %		Absentee	Early Voting	Election Day
YES	213	86.94%	<div style="width: 86.94%;"><div style="width: 86.94%;"></div></div>	9	115	89
NO	32	13.06%	<div style="width: 13.06%;"><div style="width: 13.06%;"></div></div>	1	18	13
Total Votes Cast	245	100.00%	<div style="width: 100.00%;"><div style="width: 100.00%;"></div></div>	10	133	102
Overvotes	0			0	0	0
Undervotes	8			1	5	2

### REP Proposition 6

Vote For 1

	TOTAL	VOTE %		Absentee	Early Voting	Election Day
YES	190	78.19%	<div style="width: 78.19%;"><div style="width: 78.19%;"></div></div>	9	104	77
NO	53	21.81%	<div style="width: 21.81%;"><div style="width: 21.81%;"></div></div>	2	28	23
Total Votes Cast	243	100.00%	<div style="width: 100.00%;"><div style="width: 100.00%;"></div></div>	11	132	100
Overvotes	0			0	0	0
Undervotes	10			0	6	4

### REP Proposition 7

Vote For 1

	TOTAL	VOTE %		Absentee	Early Voting	Election Day
YES	234	94.35%	<div style="width: 94.35%;"><div style="width: 94.35%;"></div></div>	9	128	97
NO	14	5.65%	<div style="width: 5.65%;"><div style="width: 5.65%;"></div></div>	2	5	7
Total Votes Cast	248	100.00%	<div style="width: 100.00%;"><div style="width: 100.00%;"></div></div>	11	133	104
Overvotes	0			0	0	0
Undervotes	5			0	5	0

### REP Proposition 8

Vote For 1

	TOTAL	VOTE %		Absentee	Early Voting	Election Day
YES	234	94.35%	<div style="width: 94.35%;"><div style="width: 94.35%;"></div></div>	11	125	98
NO	14	5.65%	<div style="width: 5.65%;"><div style="width: 5.65%;"></div></div>	0	9	5
Total Votes Cast	248	100.00%	<div style="width: 100.00%;"><div style="width: 100.00%;"></div></div>	11	134	103
Overvotes	0			0	0	0
Undervotes	5			0	4	1

### REP Proposition 9




Vote For 1

	TOTAL	VOTE %		Absentee	Early Voting	Election Day
YES	224	90.32%	<div style="width: 90.32%;"><div style="width: 90.32%;"></div></div>	11	120	93
NO	24	9.68%	<div style="width: 9.68%;"><div style="width: 9.68%;"></div></div>	0	13	11
Total Votes Cast	248	100.00%	<div style="width: 100.00%;"><div style="width: 100.00%;"></div></div>	11	133	104
Overvotes	0			0	0	0
Undervotes	5			0	5	0

## Precinct 0035

### REP Proposition 10

Vote For 1

	TOTAL	VOTE %		Absentee	Early Voting	Election Day
YES	224	92.18%		10	123	91
NO	19	7.82%		0	9	10
Total Votes Cast	243	100.00%		10	132	101
Overvotes	0			0	0	0
Undervotes	10			1	6	3

## Precinct 0036

### Statistics

	TOTAL	Absentee	Early Voting	Election Day
Registered Voters - Total	3,153			
Ballots Cast - Total	420	31	245	144
Ballots Cast - Republican Party	98	4	43	51
Ballots Cast - Democratic Party	322	27	202	93
Ballots Cast - Blank	0	0	0	0
Voter Turnout - Total	13.32%			

### REP US Rep, District 1

Vote For 1

	TOTAL	VOTE %	Absentee	Early Voting	Election Day
Aditya "A.D." Atholi	7	7.78%	0	1	6
John Porro	4	4.44%	0	4	0
Nathaniel Moran	70	77.78%	4	30	36
Joe McDaniel	9	10.00%	0	6	3
Total Votes Cast	90	100.00%	4	41	45
Overvotes	0		0	0	0
Undervotes	8		0	2	6

### REP Governor

Vote For 1

	TOTAL	VOTE %	Absentee	Early Voting	Election Day
Danny Harrison	0	0.00%	0	0	0
Chad Prather	2	2.08%	0	0	2
Paul Belew	0	0.00%	0	0	0
Rick Perry	2	2.08%	0	2	0
Don Huffines	12	12.50%	0	4	8
Allen B. West	24	25.00%	1	12	11
Greg Abbott	55	57.29%	3	25	27
Kandy Kaye Horn	1	1.04%	0	0	1
Total Votes Cast	96	100.00%	4	43	49
Overvotes	0		0	0	0
Undervotes	2		0	0	2

### REP Lieutenant Governor

Vote For 1

	TOTAL	VOTE %	Absentee	Early Voting	Election Day
Daniel Miller	13	14.44%	0	4	9
Dan Patrick	63	70.00%	4	33	26
Todd M. Bullis	2	2.22%	0	1	1
Trayce Bradford	8	8.89%	0	3	5
Aaron Sorrells	3	3.33%	0	0	3
Zach Vance	1	1.11%	0	0	1
Total Votes Cast	90	100.00%	4	41	45
Overvotes	0		0	0	0
Undervotes	8		0	2	6

## Precinct 0036

### REP Attorney General

Vote For 1

	TOTAL	VOTE %	Absentee	Early Voting	Election Day
George P. Bush	6	6.19%	0	3	3
Louie Gohmert	55	56.70%	0	25	30
Ken Paxton	23	23.71%	3	10	10
Eva Guzman	13	13.40%	1	5	7
Total Votes Cast	97	100.00%	4	43	50
Overvotes	0		0	0	0
Undervotes	1		0	0	1

### REP Comptroller of Public Accounts

Vote For 1

	TOTAL	VOTE %	Absentee	Early Voting	Election Day
Mark V. Goloby	16	20.78%	0	8	8
Glenn Hegar	61	79.22%	4	29	28
Total Votes Cast	77	100.00%	4	37	36
Overvotes	0		0	0	0
Undervotes	21		0	6	15

### REP Comm General Land Office

Vote For 1

	TOTAL	VOTE %	Absentee	Early Voting	Election Day
Dawn Buckingham	24	29.63%	2	14	8
Don W. Minton	18	22.22%	0	12	6
Ben Armenta	2	2.47%	0	0	2
Rufus Lopez	2	2.47%	0	0	2
Tim Westley	11	13.58%	0	5	6
Jon Spiers	15	18.52%	0	5	10
Victor Avila	7	8.64%	2	2	3
Weston Martinez	2	2.47%	0	0	2
Total Votes Cast	81	100.00%	4	38	39
Overvotes	0		0	0	0
Undervotes	17		0	5	12

### REP Commissioner of Agriculture

Vote For 1

	TOTAL	VOTE %	Absentee	Early Voting	Election Day
Sid Miller	38	48.10%	1	21	16
James White	32	40.51%	2	15	15
Carey A. Council	9	11.39%	1	4	4
Total Votes Cast	79	100.00%	4	40	35
Overvotes	0		0	0	0
Undervotes	19		0	3	16

## Precinct 0036

### REP Railroad Commissioner

Vote For 1

	TOTAL	VOTE %	Absentee	Early Voting	Election Day
Tom Slocum Jr	10	12.35%	0	4	6
Marvin "Sarge" Summers	14	17.28%	0	8	6
Sarah Stogner	12	14.81%	1	6	5
Dawayne Tipton	6	7.41%	1	2	3
Wayne Christian	39	48.15%	2	17	20
Total Votes Cast	81	100.00%	4	37	40
Overvotes	0		0	0	0
Undervotes	17		0	6	11

### REP Justice, Supreme Court, PI 3

Vote For 1

	TOTAL	VOTE %	Absentee	Early Voting	Election Day
Debra Lehrmann	63	100.00%	4	29	30
Total Votes Cast	63	100.00%	4	29	30
Overvotes	0		0	0	0
Undervotes	35		0	14	21

### REP Justice, Supreme Court, PI 5

Vote For 1

	TOTAL	VOTE %	Absentee	Early Voting	Election Day
Rebeca Huddle	62	100.00%	4	27	31
Total Votes Cast	62	100.00%	4	27	31
Overvotes	0		0	0	0
Undervotes	36		0	16	20

### REP Justice, Supreme Court, PI 9

Vote For 1

	TOTAL	VOTE %	Absentee	Early Voting	Election Day
David J. Schenck	49	64.47%	3	23	23
Evan Young	27	35.53%	1	12	14
Total Votes Cast	76	100.00%	4	35	37
Overvotes	0		0	0	0
Undervotes	22		0	8	14

### REP Judge, Ct of Crim App, PI 2

Vote For 1

	TOTAL	VOTE %	Absentee	Early Voting	Election Day
Mary Lou Keel	59	100.00%	4	29	26
Total Votes Cast	59	100.00%	4	29	26
Overvotes	0		0	0	0
Undervotes	39		0	14	25

## Precinct 0036

### REP Judge, Ct of Crim App, PI 5

Vote For 1

	TOTAL	VOTE %		Absentee	Early Voting	Election Day
Clint Morgan	34	45.33%	<div style="width: 45.33%;"><div style="width: 45.33%;"></div></div>	1	16	17
Scott Walker	41	54.67%	<div style="width: 54.67%;"><div style="width: 54.67%;"></div></div>	3	20	18
Total Votes Cast	75	100.00%	<div style="width: 100%;"><div style="width: 100%;"></div></div>	4	36	35
Overvotes	0			0	0	0
Undervotes	23			0	7	16

### REP Judge, Ct of Crim App, PI 6

Vote For 1

	TOTAL	VOTE %		Absentee	Early Voting	Election Day
Jesse F. McClure, III	64	100.00%	<div style="width: 100%;"><div style="width: 100%;"></div></div>	4	29	31
Total Votes Cast	64	100.00%	<div style="width: 100%;"><div style="width: 100%;"></div></div>	4	29	31
Overvotes	0			0	0	0
Undervotes	34			0	14	20

### REP Member, State BoE, Dist 9

Vote For 1

	TOTAL	VOTE %		Absentee	Early Voting	Election Day
Keven M. Ellis	66	100.00%	<div style="width: 100%;"><div style="width: 100%;"></div></div>	4	30	32
Total Votes Cast	66	100.00%	<div style="width: 100%;"><div style="width: 100%;"></div></div>	4	30	32
Overvotes	0			0	0	0
Undervotes	32			0	13	19

### REP State Senator, Dist 1

Vote For 1

	TOTAL	VOTE %		Absentee	Early Voting	Election Day
Bryan Hughes	79	100.00%	<div style="width: 100%;"><div style="width: 100%;"></div></div>	4	35	40
Total Votes Cast	79	100.00%	<div style="width: 100%;"><div style="width: 100%;"></div></div>	4	35	40
Overvotes	0			0	0	0
Undervotes	19			0	8	11

### REP State Rep, Dist 6

Vote For 1

	TOTAL	VOTE %		Absentee	Early Voting	Election Day
Matt Schaefer	72	81.82%	<div style="width: 81.82%;"><div style="width: 81.82%;"></div></div>	4	36	32
Charles Turner	16	18.18%	<div style="width: 18.18%;"><div style="width: 18.18%;"></div></div>	0	5	11
Total Votes Cast	88	100.00%	<div style="width: 100%;"><div style="width: 100%;"></div></div>	4	41	43
Overvotes	0			0	0	0
Undervotes	10			0	2	8

## Precinct 0036

### REP Justice, 12th Ct of App Dist, PI 2

Vote For 1

	TOTAL	VOTE %	Absentee	Early Voting	Election Day
Brian Hoyle	70	100.00%	4	31	35
Total Votes Cast	70	100.00%	4	31	35
Overvotes	0		0	0	0
Undervotes	28		0	12	16

### REP Dist Judge, 241st Judicial Dist

Vote For 1

	TOTAL	VOTE %	Absentee	Early Voting	Election Day
Debby Gunter	64	100.00%	4	31	29
Total Votes Cast	64	100.00%	4	31	29
Overvotes	0		0	0	0
Undervotes	34		0	12	22

### REP Dist Judge, 321st Judicial Dist

Vote For 1

	TOTAL	VOTE %	Absentee	Early Voting	Election Day
Robert Wilson	66	100.00%	4	30	32
Total Votes Cast	66	100.00%	4	30	32
Overvotes	0		0	0	0
Undervotes	32		0	13	19

### REP Criminal District Attorney

Vote For 1

	TOTAL	VOTE %	Absentee	Early Voting	Election Day
Jacob Putman	67	100.00%	4	31	32
Total Votes Cast	67	100.00%	4	31	32
Overvotes	0		0	0	0
Undervotes	31		0	12	19

### REP County Judge

Vote For 1

	TOTAL	VOTE %	Absentee	Early Voting	Election Day
Neal Franklin	64	100.00%	4	32	28
Total Votes Cast	64	100.00%	4	32	28
Overvotes	0		0	0	0
Undervotes	34		0	11	23

### REP Judge, County Court at Law No. 1

Vote For 1

	TOTAL	VOTE %	Absentee	Early Voting	Election Day
Jason Ellis	65	100.00%	4	29	32
Total Votes Cast	65	100.00%	4	29	32
Overvotes	0		0	0	0
Undervotes	33		0	14	19



## Precinct 0036

### REP Judge, County Court at Law No. 2

Vote For 1

	TOTAL	VOTE %		Absentee	Early Voting	Election Day
Taylor Heaton	61	100.00%	<div style="width: 100%; height: 10px; background-color: #ffc107;"></div>	3	28	30
Total Votes Cast	61	100.00%	<div style="width: 100%; height: 10px; background-color: #ffc107;"></div>	3	28	30
Overvotes	0			0	0	0
Undervotes	37			1	15	21

### REP Judge, County Court at Law No. 3

Vote For 1

	TOTAL	VOTE %		Absentee	Early Voting	Election Day
Sara Maynard	24	31.17%	<div style="width: 31.17%; height: 10px; background-color: #ffc107;"></div>	1	8	15
Trevor M. Rose	10	12.99%	<div style="width: 12.99%; height: 10px; background-color: #ffc107;"></div>	0	7	3
Clay White	43	55.84%	<div style="width: 55.84%; height: 10px; background-color: #ffc107;"></div>	3	21	19
Total Votes Cast	77	100.00%	<div style="width: 100%; height: 10px; background-color: #ffc107;"></div>	4	36	37
Overvotes	0			0	0	0
Undervotes	21			0	7	14

### REP District Clerk

Vote For 1

	TOTAL	VOTE %		Absentee	Early Voting	Election Day
Penny Clarkston	61	100.00%	<div style="width: 100%; height: 10px; background-color: #ffc107;"></div>	3	29	29
Total Votes Cast	61	100.00%	<div style="width: 100%; height: 10px; background-color: #ffc107;"></div>	3	29	29
Overvotes	0			0	0	0
Undervotes	37			1	14	22

### REP County Clerk

Vote For 1

	TOTAL	VOTE %		Absentee	Early Voting	Election Day
Karen Bryant Phillips	58	100.00%	<div style="width: 100%; height: 10px; background-color: #ffc107;"></div>	3	27	28
Total Votes Cast	58	100.00%	<div style="width: 100%; height: 10px; background-color: #ffc107;"></div>	3	27	28
Overvotes	0			0	0	0
Undervotes	40			1	16	23

### REP County Treasurer

Vote For 1

	TOTAL	VOTE %		Absentee	Early Voting	Election Day
Kelli R. White	49	74.24%	<div style="width: 74.24%; height: 10px; background-color: #ffc107;"></div>	3	24	22
Jamie Boersma	17	25.76%	<div style="width: 25.76%; height: 10px; background-color: #ffc107;"></div>	0	8	9
Total Votes Cast	66	100.00%	<div style="width: 100%; height: 10px; background-color: #ffc107;"></div>	3	32	31
Overvotes	0			0	0	0
Undervotes	32			1	11	20

### Precinct 0036

#### REP County Chair

Vote For 1

	TOTAL	VOTE %		Absentee	Early Voting	Election Day
David Stein	68	100.00%	<div style="width: 100%; height: 10px; background-color: #ffc107;"></div>	3	32	33
Total Votes Cast	68	100.00%	<div style="width: 100%; height: 10px; background-color: #ffc107;"></div>	3	32	33
Overvotes	0			0	0	0
Undervotes	30			1	11	18

#### REP Proposition 1

Vote For 1

	TOTAL	VOTE %		Absentee	Early Voting	Election Day
YES	89	92.71%	<div style="width: 92.71%; height: 10px; background-color: #ffc107;"></div>	4	42	43
NO	7	7.29%	<div style="width: 7.29%; height: 10px; background-color: #6c757d;"></div>	0	0	7
Total Votes Cast	96	100.00%	<div style="width: 100%; height: 10px; background-color: #ffc107;"></div>	4	42	50
Overvotes	0			0	0	0
Undervotes	2			0	1	1

#### REP Proposition 2

Vote For 1

	TOTAL	VOTE %		Absentee	Early Voting	Election Day
YES	79	84.04%	<div style="width: 84.04%; height: 10px; background-color: #ffc107;"></div>	3	37	39
NO	15	15.96%	<div style="width: 15.96%; height: 10px; background-color: #6c757d;"></div>	1	4	10
Total Votes Cast	94	100.00%	<div style="width: 100%; height: 10px; background-color: #ffc107;"></div>	4	41	49
Overvotes	0			0	0	0
Undervotes	4			0	2	2

#### REP Proposition 3

Vote For 1

	TOTAL	VOTE %		Absentee	Early Voting	Election Day
YES	87	92.55%	<div style="width: 92.55%; height: 10px; background-color: #ffc107;"></div>	4	38	45
NO	7	7.45%	<div style="width: 7.45%; height: 10px; background-color: #6c757d;"></div>	0	3	4
Total Votes Cast	94	100.00%	<div style="width: 100%; height: 10px; background-color: #ffc107;"></div>	4	41	49
Overvotes	0			0	0	0
Undervotes	4			0	2	2

#### REP Proposition 4

Vote For 1

	TOTAL	VOTE %		Absentee	Early Voting	Election Day
YES	88	94.62%	<div style="width: 94.62%; height: 10px; background-color: #ffc107;"></div>	4	40	44
NO	5	5.38%	<div style="width: 5.38%; height: 10px; background-color: #6c757d;"></div>	0	1	4
Total Votes Cast	93	100.00%	<div style="width: 100%; height: 10px; background-color: #ffc107;"></div>	4	41	48
Overvotes	0			0	0	0
Undervotes	5			0	2	3

## Precinct 0036

### REP Proposition 5

Vote For 1

	TOTAL	VOTE %		Absentee	Early Voting	Election Day
YES	85	91.40%	<div style="width: 91.40%;"><div style="width: 91.40%;"></div></div>	4	40	41
NO	8	8.60%	<div style="width: 8.60%;"><div style="width: 8.60%;"></div></div>	0	1	7
Total Votes Cast	93	100.00%	<div style="width: 100.00%;"><div style="width: 100.00%;"></div></div>	4	41	48
Overvotes	0			0	0	0
Undervotes	5			0	2	3

### REP Proposition 6

Vote For 1

	TOTAL	VOTE %		Absentee	Early Voting	Election Day
YES	78	87.64%	<div style="width: 87.64%;"><div style="width: 87.64%;"></div></div>	4	37	37
NO	11	12.36%	<div style="width: 12.36%;"><div style="width: 12.36%;"></div></div>	0	2	9
Total Votes Cast	89	100.00%	<div style="width: 100.00%;"><div style="width: 100.00%;"></div></div>	4	39	46
Overvotes	0			0	0	0
Undervotes	9			0	4	5

### REP Proposition 7

Vote For 1

	TOTAL	VOTE %		Absentee	Early Voting	Election Day
YES	90	95.74%	<div style="width: 95.74%;"><div style="width: 95.74%;"></div></div>	4	40	46
NO	4	4.26%	<div style="width: 4.26%;"><div style="width: 4.26%;"></div></div>	0	1	3
Total Votes Cast	94	100.00%	<div style="width: 100.00%;"><div style="width: 100.00%;"></div></div>	4	41	49
Overvotes	0			0	0	0
Undervotes	4			0	2	2

### REP Proposition 8

Vote For 1

	TOTAL	VOTE %		Absentee	Early Voting	Election Day
YES	87	93.55%	<div style="width: 93.55%;"><div style="width: 93.55%;"></div></div>	4	40	43
NO	6	6.45%	<div style="width: 6.45%;"><div style="width: 6.45%;"></div></div>	0	1	5
Total Votes Cast	93	100.00%	<div style="width: 100.00%;"><div style="width: 100.00%;"></div></div>	4	41	48
Overvotes	0			0	0	0
Undervotes	5			0	2	3

### REP Proposition 9

Vote For 1




	TOTAL	VOTE %		Absentee	Early Voting	Election Day
YES	91	94.79%	<div style="width: 94.79%;"><div style="width: 94.79%;"></div></div>	4	42	45
NO	5	5.21%	<div style="width: 5.21%;"><div style="width: 5.21%;"></div></div>	0	1	4
Total Votes Cast	96	100.00%	<div style="width: 100.00%;"><div style="width: 100.00%;"></div></div>	4	43	49
Overvotes	0			0	0	0
Undervotes	2			0	0	2

## Precinct 0036

---

### REP Proposition 10

Vote For 1

	TOTAL	VOTE %		Absentee	Early Voting	Election Day
YES	92	95.83%		4	41	47
NO	4	4.17%		0	2	2
Total Votes Cast	96	100.00%		4	43	49
Overvotes	0			0	0	0
Undervotes	2			0	0	2

## Precinct 0037

Statistics	TOTAL	Absentee	Early Voting	Election Day
Registered Voters - Total	1,791			
Ballots Cast - Total	569	9	343	217
Ballots Cast - Republican Party	523	7	319	197
Ballots Cast - Democratic Party	46	2	24	20
Ballots Cast - Blank	0	0	0	0
Voter Turnout - Total	31.77%			

### REP US Rep, District 1

Vote For 1

	TOTAL	VOTE %	Absentee	Early Voting	Election Day
Aditya "A.D." Atholi	17	3.38%	0	8	9
John Porro	17	3.38%	2	11	4
Nathaniel Moran	426	84.69%	3	272	151
Joe McDaniel	43	8.55%	2	22	19
Total Votes Cast	503	100.00%	7	313	183
Overvotes	0		0	0	0
Undervotes	20		0	6	14

### REP Governor

Vote For 1

	TOTAL	VOTE %	Absentee	Early Voting	Election Day
Danny Harrison	0	0.00%	0	0	0
Chad Prather	17	3.28%	2	8	7
Paul Belew	1	0.19%	0	1	0
Rick Perry	16	3.08%	0	8	8
Don Huffines	45	8.67%	2	16	27
Allen B. West	123	23.70%	0	66	57
Greg Abbott	313	60.31%	2	217	94
Kandy Kaye Horn	4	0.77%	1	3	0
Total Votes Cast	519	100.00%	7	319	193
Overvotes	0		0	0	0
Undervotes	4		0	0	4

### REP Lieutenant Governor

Vote For 1

	TOTAL	VOTE %	Absentee	Early Voting	Election Day
Daniel Miller	69	14.08%	0	45	24
Dan Patrick	342	69.80%	2	221	119
Todd M. Bullis	7	1.43%	0	2	5
Trayce Bradford	48	9.80%	1	29	18
Aaron Sorrells	14	2.86%	3	7	4
Zach Vance	10	2.04%	1	5	4
Total Votes Cast	490	100.00%	7	309	174
Overvotes	0		0	0	0
Undervotes	33		0	10	23

## Precinct 0037

### REP Attorney General

Vote For 1

	TOTAL	VOTE %	Absentee	Early Voting	Election Day
George P. Bush	36	6.95%	0	19	17
Louie Gohmert	352	67.95%	5	200	147
Ken Paxton	100	19.30%	0	73	27
Eva Guzman	30	5.79%	2	25	3
Total Votes Cast	518	100.00%	7	317	194
Overvotes	0		0	0	0
Undervotes	5		0	2	3

### REP Comptroller of Public Accounts

Vote For 1

	TOTAL	VOTE %	Absentee	Early Voting	Election Day
Mark V. Goloby	70	18.28%	3	42	25
Glenn Hegar	313	81.72%	4	203	106
Total Votes Cast	383	100.00%	7	245	131
Overvotes	0		0	0	0
Undervotes	140		0	74	66

### REP Comm General Land Office

Vote For 1

	TOTAL	VOTE %	Absentee	Early Voting	Election Day
Dawn Buckingham	125	33.24%	5	93	27
Don W. Minton	67	17.82%	0	41	26
Ben Armenta	4	1.06%	0	4	0
Rufus Lopez	7	1.86%	0	4	3
Tim Westley	33	8.78%	0	14	19
Jon Spiers	118	31.38%	1	72	45
Victor Avila	13	3.46%	0	6	7
Weston Martinez	9	2.39%	0	6	3
Total Votes Cast	376	100.00%	6	240	130
Overvotes	0		0	0	0
Undervotes	147		1	79	67

### REP Commissioner of Agriculture

Vote For 1

	TOTAL	VOTE %	Absentee	Early Voting	Election Day
Sid Miller	206	52.55%	1	137	68
James White	158	40.31%	2	99	57
Carey A. Council	28	7.14%	3	13	12
Total Votes Cast	392	100.00%	6	249	137
Overvotes	0		0	0	0
Undervotes	131		1	70	60

## Precinct 0037

### REP Railroad Commissioner

Vote For 1

	TOTAL	VOTE %	Absentee	Early Voting	Election Day
Tom Slocum Jr	67	16.79%	1	40	26
Marvin "Sarge" Summers	27	6.77%	0	12	15
Sarah Stogner	52	13.03%	3	33	16
Dawayne Tipton	24	6.02%	1	16	7
Wayne Christian	229	57.39%	1	155	73
Total Votes Cast	399	100.00%	6	256	137
Overvotes	0		0	0	0
Undervotes	124		1	63	60

### REP Justice, Supreme Court, PI 3

Vote For 1

	TOTAL	VOTE %	Absentee	Early Voting	Election Day
Debra Lehrmann	344	100.00%	6	215	123
Total Votes Cast	344	100.00%	6	215	123
Overvotes	0		0	0	0
Undervotes	179		1	104	74

### REP Justice, Supreme Court, PI 5

Vote For 1

	TOTAL	VOTE %	Absentee	Early Voting	Election Day
Rebeca Huddle	342	100.00%	6	212	124
Total Votes Cast	342	100.00%	6	212	124
Overvotes	0		0	0	0
Undervotes	181		1	107	73

### REP Justice, Supreme Court, PI 9

Vote For 1

	TOTAL	VOTE %	Absentee	Early Voting	Election Day
David J. Schenck	227	63.59%	2	143	82
Evan Young	130	36.41%	4	81	45
Total Votes Cast	357	100.00%	6	224	127
Overvotes	0		0	0	0
Undervotes	166		1	95	70

### REP Judge, Ct of Crim App, PI 2

Vote For 1

	TOTAL	VOTE %	Absentee	Early Voting	Election Day
Mary Lou Keel	316	100.00%	5	195	116
Total Votes Cast	316	100.00%	5	195	116
Overvotes	0		0	0	0
Undervotes	207		2	124	81

### Precinct 0037

#### REP Judge, Ct of Crim App, PI 5

Vote For 1

	TOTAL	VOTE %		Absentee	Early Voting	Election Day
Clint Morgan	212	57.92%	<div style="width: 57.92%;"><div style="width: 57.92%;"></div></div>	1	133	78
Scott Walker	154	42.08%	<div style="width: 42.08%;"><div style="width: 42.08%;"></div></div>	4	99	51
Total Votes Cast	366	100.00%	<div style="width: 100.00%;"><div style="width: 100.00%;"></div></div>	5	232	129
Overvotes	0			0	0	0
Undervotes	157			2	87	68

#### REP Judge, Ct of Crim App, PI 6

Vote For 1

	TOTAL	VOTE %		Absentee	Early Voting	Election Day
Jesse F. McClure, III	331	100.00%	<div style="width: 100.00%;"><div style="width: 100.00%;"></div></div>	5	205	121
Total Votes Cast	331	100.00%	<div style="width: 100.00%;"><div style="width: 100.00%;"></div></div>	5	205	121
Overvotes	0			0	0	0
Undervotes	192			2	114	76

#### REP Member, State BoE, Dist 9

Vote For 1

	TOTAL	VOTE %		Absentee	Early Voting	Election Day
Keven M. Ellis	342	100.00%	<div style="width: 100.00%;"><div style="width: 100.00%;"></div></div>	4	209	129
Total Votes Cast	342	100.00%	<div style="width: 100.00%;"><div style="width: 100.00%;"></div></div>	4	209	129
Overvotes	0			0	0	0
Undervotes	181			3	110	68

#### REP State Senator, Dist 1

Vote For 1

	TOTAL	VOTE %		Absentee	Early Voting	Election Day
Bryan Hughes	398	100.00%	<div style="width: 100.00%;"><div style="width: 100.00%;"></div></div>	4	248	146
Total Votes Cast	398	100.00%	<div style="width: 100.00%;"><div style="width: 100.00%;"></div></div>	4	248	146
Overvotes	0			0	0	0
Undervotes	125			3	71	51

#### REP State Rep, Dist 6

Vote For 1

	TOTAL	VOTE %		Absentee	Early Voting	Election Day
Matt Schaefer	420	88.79%	<div style="width: 88.79%;"><div style="width: 88.79%;"></div></div>	3	257	160
Charles Turner	53	11.21%	<div style="width: 11.21%;"><div style="width: 11.21%;"></div></div>	1	37	15
Total Votes Cast	473	100.00%	<div style="width: 100.00%;"><div style="width: 100.00%;"></div></div>	4	294	175
Overvotes	0			0	0	0
Undervotes	50			3	25	22



## Precinct 0037

### REP Justice, 12th Ct of App Dist, PI 2

Vote For 1

	TOTAL	VOTE %	Absentee	Early Voting	Election Day
Brian Hoyle	339	100.00%	4	214	121
Total Votes Cast	339	100.00%	4	214	121
Overvotes	0		0	0	0
Undervotes	184		3	105	76

### REP Dist Judge, 241st Judicial Dist

Vote For 1

	TOTAL	VOTE %	Absentee	Early Voting	Election Day
Debby Gunter	355	100.00%	4	223	128
Total Votes Cast	355	100.00%	4	223	128
Overvotes	0		0	0	0
Undervotes	168		3	96	69

### REP Dist Judge, 321st Judicial Dist

Vote For 1

	TOTAL	VOTE %	Absentee	Early Voting	Election Day
Robert Wilson	355	100.00%	4	226	125
Total Votes Cast	355	100.00%	4	226	125
Overvotes	0		0	0	0
Undervotes	168		3	93	72

### REP Criminal District Attorney

Vote For 1

	TOTAL	VOTE %	Absentee	Early Voting	Election Day
Jacob Putman	370	100.00%	4	231	135
Total Votes Cast	370	100.00%	4	231	135
Overvotes	0		0	0	0
Undervotes	153		3	88	62

### REP County Judge

Vote For 1

	TOTAL	VOTE %	Absentee	Early Voting	Election Day
Neal Franklin	371	100.00%	4	233	134
Total Votes Cast	371	100.00%	4	233	134
Overvotes	0		0	0	0
Undervotes	152		3	86	63

### REP Judge, County Court at Law No. 1

Vote For 1

	TOTAL	VOTE %	Absentee	Early Voting	Election Day
Jason Ellis	355	100.00%	4	224	127
Total Votes Cast	355	100.00%	4	224	127
Overvotes	0		0	0	0
Undervotes	168		3	95	70

## Precinct 0037

### REP Judge, County Court at Law No. 2

Vote For 1

	TOTAL	VOTE %		Absentee	Early Voting	Election Day
Taylor Heaton	354	100.00%	<div style="width: 100%; height: 10px; background-color: #ffc107;"></div>	4	219	131
Total Votes Cast	354	100.00%	<div style="width: 100%; height: 10px; background-color: #ffc107;"></div>	4	219	131
Overvotes	0			0	0	0
Undervotes	169			3	100	66

### REP Judge, County Court at Law No. 3

Vote For 1

	TOTAL	VOTE %		Absentee	Early Voting	Election Day
Sara Maynard	153	36.60%	<div style="width: 36.60%; height: 10px; background-color: #ffc107;"></div>	2	98	53
Trevor M. Rose	42	10.05%	<div style="width: 10.05%; height: 10px; background-color: #ffc107;"></div>	1	29	12
Clay White	223	53.35%	<div style="width: 53.35%; height: 10px; background-color: #ffc107;"></div>	1	134	88
Total Votes Cast	418	100.00%	<div style="width: 100%; height: 10px; background-color: #ffc107;"></div>	4	261	153
Overvotes	0			0	0	0
Undervotes	105			3	58	44

### REP District Clerk

Vote For 1

	TOTAL	VOTE %		Absentee	Early Voting	Election Day
Penny Clarkston	348	100.00%	<div style="width: 100%; height: 10px; background-color: #ffc107;"></div>	4	218	126
Total Votes Cast	348	100.00%	<div style="width: 100%; height: 10px; background-color: #ffc107;"></div>	4	218	126
Overvotes	0			0	0	0
Undervotes	175			3	101	71

### REP County Clerk

Vote For 1

	TOTAL	VOTE %		Absentee	Early Voting	Election Day
Karen Bryant Phillips	347	100.00%	<div style="width: 100%; height: 10px; background-color: #ffc107;"></div>	4	217	126
Total Votes Cast	347	100.00%	<div style="width: 100%; height: 10px; background-color: #ffc107;"></div>	4	217	126
Overvotes	0			0	0	0
Undervotes	176			3	102	71

### REP County Treasurer

Vote For 1

	TOTAL	VOTE %		Absentee	Early Voting	Election Day
Kelli R. White	259	75.29%	<div style="width: 75.29%; height: 10px; background-color: #ffc107;"></div>	2	165	92
Jamie Boersma	85	24.71%	<div style="width: 24.71%; height: 10px; background-color: #ffc107;"></div>	2	56	27
Total Votes Cast	344	100.00%	<div style="width: 100%; height: 10px; background-color: #ffc107;"></div>	4	221	119
Overvotes	0			0	0	0
Undervotes	179			3	98	78

## Precinct 0037

### REP County Commissioner Precinct No. 1, Unexp

Vote For 1

	TOTAL	VOTE %		Absentee	Early Voting	Election Day
Pam Frederick	211	48.17%	<div style="width: 48.17%;"><div style="width: 48.17%;"></div></div>	4	137	70
Fritz Hager, Jr.	227	51.83%	<div style="width: 51.83%;"><div style="width: 51.83%;"></div></div>	0	135	92
Total Votes Cast	438	100.00%	<div style="width: 100.00%;"><div style="width: 100.00%;"></div></div>	4	272	162
Overvotes	0			0	0	0
Undervotes	85			3	47	35

### REP JOP Pct 2

Vote For 1

	TOTAL	VOTE %		Absentee	Early Voting	Election Day
Andy Dunklin	349	100.00%	<div style="width: 100.00%;"><div style="width: 100.00%;"></div></div>	4	218	127
Total Votes Cast	349	100.00%	<div style="width: 100.00%;"><div style="width: 100.00%;"></div></div>	4	218	127
Overvotes	0			0	0	0
Undervotes	174			3	101	70

### REP Constable Precinct No. 2

Vote For 1

	TOTAL	VOTE %		Absentee	Early Voting	Election Day
Deal Folmar	61	15.25%	<div style="width: 15.25%;"><div style="width: 15.25%;"></div></div>	1	39	21
Wayne Allen	194	48.50%	<div style="width: 48.50%;"><div style="width: 48.50%;"></div></div>	1	120	73
Chris Roberts	145	36.25%	<div style="width: 36.25%;"><div style="width: 36.25%;"></div></div>	2	94	49
Total Votes Cast	400	100.00%	<div style="width: 100.00%;"><div style="width: 100.00%;"></div></div>	4	253	143
Overvotes	0			0	0	0
Undervotes	123			3	66	54

### REP County Chair

Vote For 1

	TOTAL	VOTE %		Absentee	Early Voting	Election Day
David Stein	342	100.00%	<div style="width: 100.00%;"><div style="width: 100.00%;"></div></div>	4	216	122
Total Votes Cast	342	100.00%	<div style="width: 100.00%;"><div style="width: 100.00%;"></div></div>	4	216	122
Overvotes	0			0	0	0
Undervotes	181			3	103	75

### REP Proposition 1

Vote For 1

	TOTAL	VOTE %		Absentee	Early Voting	Election Day
YES	480	94.86%	<div style="width: 94.86%;"><div style="width: 94.86%;"></div></div>	5	293	182
NO	26	5.14%	<div style="width: 5.14%;"><div style="width: 5.14%;"></div></div>	1	17	8
Total Votes Cast	506	100.00%	<div style="width: 100.00%;"><div style="width: 100.00%;"></div></div>	6	310	190
Overvotes	0			0	0	0
Undervotes	17			1	9	7

## Precinct 0037

### REP Proposition 2

Vote For 1

	TOTAL	VOTE %		Absentee	Early Voting	Election Day
YES	370	75.05%	<div style="width: 75.05%;"><div style="width: 75.05%;"></div></div>	5	221	144
NO	123	24.95%	<div style="width: 24.95%;"><div style="width: 24.95%;"></div></div>	1	80	42
Total Votes Cast	493	100.00%	<div style="width: 100.00%;"><div style="width: 100.00%;"></div></div>	6	301	186
Overvotes	0			0	0	0
Undervotes	30			1	18	11

### REP Proposition 3

Vote For 1

	TOTAL	VOTE %		Absentee	Early Voting	Election Day
YES	477	92.98%	<div style="width: 92.98%;"><div style="width: 92.98%;"></div></div>	4	290	183
NO	36	7.02%	<div style="width: 7.02%;"><div style="width: 7.02%;"></div></div>	2	25	9
Total Votes Cast	513	100.00%	<div style="width: 100.00%;"><div style="width: 100.00%;"></div></div>	6	315	192
Overvotes	0			0	0	0
Undervotes	10			1	4	5

### REP Proposition 4

Vote For 1

	TOTAL	VOTE %		Absentee	Early Voting	Election Day
YES	488	95.69%	<div style="width: 95.69%;"><div style="width: 95.69%;"></div></div>	4	298	186
NO	22	4.31%	<div style="width: 4.31%;"><div style="width: 4.31%;"></div></div>	2	15	5
Total Votes Cast	510	100.00%	<div style="width: 100.00%;"><div style="width: 100.00%;"></div></div>	6	313	191
Overvotes	0			0	0	0
Undervotes	13			1	6	6

### REP Proposition 5

Vote For 1

	TOTAL	VOTE %		Absentee	Early Voting	Election Day
YES	448	88.89%	<div style="width: 88.89%;"><div style="width: 88.89%;"></div></div>	4	277	167
NO	56	11.11%	<div style="width: 11.11%;"><div style="width: 11.11%;"></div></div>	2	31	23
Total Votes Cast	504	100.00%	<div style="width: 100.00%;"><div style="width: 100.00%;"></div></div>	6	308	190
Overvotes	0			0	0	0
Undervotes	19			1	11	7

### REP Proposition 6

Vote For 1

	TOTAL	VOTE %		Absentee	Early Voting	Election Day
YES	418	83.60%	<div style="width: 83.60%;"><div style="width: 83.60%;"></div></div>	3	260	155
NO	82	16.40%	<div style="width: 16.40%;"><div style="width: 16.40%;"></div></div>	2	50	30
Total Votes Cast	500	100.00%	<div style="width: 100.00%;"><div style="width: 100.00%;"></div></div>	5	310	185
Overvotes	0			0	0	0
Undervotes	23			2	9	12

## Precinct 0037

### REP Proposition 7

Vote For 1

	TOTAL	VOTE %	Absentee	Early Voting	Election Day
YES	499	97.08%	4	306	189
NO	15	2.92%	2	10	3
Total Votes Cast	514	100.00%	6	316	192
Overvotes	0		0	0	0
Undervotes	9		1	3	5

### REP Proposition 8

Vote For 1

	TOTAL	VOTE %	Absentee	Early Voting	Election Day
YES	493	95.91%	5	305	183
NO	21	4.09%	1	9	11
Total Votes Cast	514	100.00%	6	314	194
Overvotes	0		0	0	0
Undervotes	9		1	5	3

### REP Proposition 9

Vote For 1

	TOTAL	VOTE %	Absentee	Early Voting	Election Day
YES	455	88.52%	4	282	169
NO	59	11.48%	2	33	24
Total Votes Cast	514	100.00%	6	315	193
Overvotes	0		0	0	0
Undervotes	9		1	4	4

### REP Proposition 10

Vote For 1

	TOTAL	VOTE %	Absentee	Early Voting	Election Day
YES	484	95.28%	4	297	183
NO	24	4.72%	2	13	9
Total Votes Cast	508	100.00%	6	310	192
Overvotes	0		0	0	0
Undervotes	15		1	9	5

### Precinct 0038

Statistics	TOTAL	Absentee	Early Voting	Election Day
Registered Voters - Total	2,575			
Ballots Cast - Total	574	30	338	206
Ballots Cast - Republican Party	475	17	292	166
Ballots Cast - Democratic Party	99	13	46	40
Ballots Cast - Blank	0	0	0	0
Voter Turnout - Total	22.29%			

#### REP US Rep, District 1

Vote For 1

	TOTAL	VOTE %	Absentee	Early Voting	Election Day
Aditya "A.D." Atholi	9	2.04%	1	1	7
John Porro	13	2.94%	4	5	4
Nathaniel Moran	387	87.56%	9	252	126
Joe McDaniel	33	7.47%	0	18	15
Total Votes Cast	442	100.00%	14	276	152
Overvotes	0		0	0	0
Undervotes	33		3	16	14

#### REP Governor

Vote For 1

	TOTAL	VOTE %	Absentee	Early Voting	Election Day
Danny Harrison	4	0.86%	0	2	2
Chad Prather	8	1.71%	0	4	4
Paul Belew	2	0.43%	0	1	1
Rick Perry	16	3.43%	0	8	8
Don Huffines	27	5.78%	2	17	8
Allen B. West	106	22.70%	2	74	30
Greg Abbott	300	64.24%	13	177	110
Kandy Kaye Horn	4	0.86%	0	3	1
Total Votes Cast	467	100.00%	17	286	164
Overvotes	0		0	0	0
Undervotes	8		0	6	2

#### REP Lieutenant Governor

Vote For 1

	TOTAL	VOTE %	Absentee	Early Voting	Election Day
Daniel Miller	42	9.50%	0	26	16
Dan Patrick	334	75.57%	12	210	112
Todd M. Bullis	5	1.13%	0	2	3
Trayce Bradford	42	9.50%	1	22	19
Aaron Sorrells	7	1.58%	2	4	1
Zach Vance	12	2.71%	0	10	2
Total Votes Cast	442	100.00%	15	274	153
Overvotes	0		0	0	0
Undervotes	33		2	18	13

## Precinct 0038

### REP Attorney General

Vote For 1

	TOTAL	VOTE %	Absentee	Early Voting	Election Day
George P. Bush	58	12.39%	5	36	17
Louie Gohmert	273	58.33%	7	169	97
Ken Paxton	99	21.15%	3	59	37
Eva Guzman	38	8.12%	2	25	11
Total Votes Cast	468	100.00%	17	289	162
Overvotes	0		0	0	0
Undervotes	7		0	3	4

### REP Comptroller of Public Accounts

Vote For 1

	TOTAL	VOTE %	Absentee	Early Voting	Election Day
Mark V. Goloby	59	17.15%	1	31	27
Glenn Hegar	285	82.85%	13	189	83
Total Votes Cast	344	100.00%	14	220	110
Overvotes	0		0	0	0
Undervotes	131		3	72	56

### REP Comm General Land Office

Vote For 1

	TOTAL	VOTE %	Absentee	Early Voting	Election Day
Dawn Buckingham	110	31.88%	3	78	29
Don W. Minton	65	18.84%	5	33	27
Ben Armenta	6	1.74%	0	3	3
Rufus Lopez	6	1.74%	0	2	4
Tim Westley	31	8.99%	0	17	14
Jon Spiers	107	31.01%	2	72	33
Victor Avila	12	3.48%	0	7	5
Weston Martinez	8	2.32%	0	7	1
Total Votes Cast	345	100.00%	10	219	116
Overvotes	0		0	0	0
Undervotes	130		7	73	50

### REP Commissioner of Agriculture

Vote For 1

	TOTAL	VOTE %	Absentee	Early Voting	Election Day
Sid Miller	173	52.91%	3	121	49
James White	132	40.37%	4	80	48
Carey A. Council	22	6.73%	3	11	8
Total Votes Cast	327	100.00%	10	212	105
Overvotes	0		0	0	0
Undervotes	148		7	80	61

## Precinct 0038

### REP Railroad Commissioner

Vote For 1

	TOTAL	VOTE %	Absentee	Early Voting	Election Day
Tom Slocum Jr	46	13.41%	2	28	16
Marvin "Sarge" Summers	11	3.21%	1	6	4
Sarah Stogner	46	13.41%	2	24	20
Dawayne Tipton	27	7.87%	1	18	8
Wayne Christian	213	62.10%	4	142	67
Total Votes Cast	343	100.00%	10	218	115
Overvotes	0		0	0	0
Undervotes	132		7	74	51

### REP Justice, Supreme Court, PI 3

Vote For 1

	TOTAL	VOTE %	Absentee	Early Voting	Election Day
Debra Lehrmann	306	100.00%	11	198	97
Total Votes Cast	306	100.00%	11	198	97
Overvotes	0		0	0	0
Undervotes	169		6	94	69

### REP Justice, Supreme Court, PI 5

Vote For 1

	TOTAL	VOTE %	Absentee	Early Voting	Election Day
Rebeca Huddle	304	100.00%	11	198	95
Total Votes Cast	304	100.00%	11	198	95
Overvotes	0		0	0	0
Undervotes	171		6	94	71

### REP Justice, Supreme Court, PI 9

Vote For 1

	TOTAL	VOTE %	Absentee	Early Voting	Election Day
David J. Schenck	213	65.34%	6	141	66
Evan Young	113	34.66%	4	72	37
Total Votes Cast	326	100.00%	10	213	103
Overvotes	0		0	0	0
Undervotes	149		7	79	63

### REP Judge, Ct of Crim App, PI 2

Vote For 1

	TOTAL	VOTE %	Absentee	Early Voting	Election Day
Mary Lou Keel	282	100.00%	11	184	87
Total Votes Cast	282	100.00%	11	184	87
Overvotes	0		0	0	0
Undervotes	193		6	108	79



## Precinct 0038

### REP Judge, Ct of Crim App, PI 5

Vote For 1

	TOTAL	VOTE %		Absentee	Early Voting	Election Day
Clint Morgan	182	56.52%	<div style="width: 56.52%;"><div style="width: 56.52%;"></div></div>	5	109	68
Scott Walker	140	43.48%	<div style="width: 43.48%;"><div style="width: 43.48%;"></div></div>	6	97	37
Total Votes Cast	322	100.00%	<div style="width: 100.00%;"><div style="width: 100.00%;"></div></div>	11	206	105
Overvotes	0			0	0	0
Undervotes	153			6	86	61

### REP Judge, Ct of Crim App, PI 6

Vote For 1

	TOTAL	VOTE %		Absentee	Early Voting	Election Day
Jesse F. McClure, III	294	100.00%	<div style="width: 100.00%;"><div style="width: 100.00%;"></div></div>	11	190	93
Total Votes Cast	294	100.00%	<div style="width: 100.00%;"><div style="width: 100.00%;"></div></div>	11	190	93
Overvotes	0			0	0	0
Undervotes	181			6	102	73

### REP Member, State BoE, Dist 9

Vote For 1

	TOTAL	VOTE %		Absentee	Early Voting	Election Day
Keven M. Ellis	297	100.00%	<div style="width: 100.00%;"><div style="width: 100.00%;"></div></div>	10	193	94
Total Votes Cast	297	100.00%	<div style="width: 100.00%;"><div style="width: 100.00%;"></div></div>	10	193	94
Overvotes	0			0	0	0
Undervotes	178			7	99	72

### REP State Senator, Dist 1

Vote For 1

	TOTAL	VOTE %		Absentee	Early Voting	Election Day
Bryan Hughes	361	100.00%	<div style="width: 100.00%;"><div style="width: 100.00%;"></div></div>	14	227	120
Total Votes Cast	361	100.00%	<div style="width: 100.00%;"><div style="width: 100.00%;"></div></div>	14	227	120
Overvotes	0			0	0	0
Undervotes	114			3	65	46

### REP State Rep, Dist 6

Vote For 1

	TOTAL	VOTE %		Absentee	Early Voting	Election Day
Matt Schaefer	384	88.89%	<div style="width: 88.89%;"><div style="width: 88.89%;"></div></div>	14	248	122
Charles Turner	48	11.11%	<div style="width: 11.11%;"><div style="width: 11.11%;"></div></div>	0	23	25
Total Votes Cast	432	100.00%	<div style="width: 100.00%;"><div style="width: 100.00%;"></div></div>	14	271	147
Overvotes	0			0	0	0
Undervotes	43			3	21	19

## Precinct 0038

### REP Justice, 12th Ct of App Dist, PI 2

Vote For 1

	TOTAL	VOTE %	Absentee	Early Voting	Election Day
Brian Hoyle	307	100.00%	12	201	94
Total Votes Cast	307	100.00%	12	201	94
Overvotes	0		0	0	0
Undervotes	168		5	91	72

### REP Dist Judge, 241st Judicial Dist

Vote For 1

	TOTAL	VOTE %	Absentee	Early Voting	Election Day
Debby Gunter	313	100.00%	11	198	104
Total Votes Cast	313	100.00%	11	198	104
Overvotes	0		0	0	0
Undervotes	162		6	94	62

### REP Dist Judge, 321st Judicial Dist

Vote For 1

	TOTAL	VOTE %	Absentee	Early Voting	Election Day
Robert Wilson	310	100.00%	11	201	98
Total Votes Cast	310	100.00%	11	201	98
Overvotes	0		0	0	0
Undervotes	165		6	91	68

### REP Criminal District Attorney

Vote For 1

	TOTAL	VOTE %	Absentee	Early Voting	Election Day
Jacob Putman	326	100.00%	11	210	105
Total Votes Cast	326	100.00%	11	210	105
Overvotes	0		0	0	0
Undervotes	149		6	82	61

### REP County Judge

Vote For 1

	TOTAL	VOTE %	Absentee	Early Voting	Election Day
Neal Franklin	314	100.00%	11	200	103
Total Votes Cast	314	100.00%	11	200	103
Overvotes	0		0	0	0
Undervotes	161		6	92	63

### REP Judge, County Court at Law No. 1

Vote For 1

	TOTAL	VOTE %	Absentee	Early Voting	Election Day
Jason Ellis	307	100.00%	11	198	98
Total Votes Cast	307	100.00%	11	198	98
Overvotes	0		0	0	0
Undervotes	168		6	94	68

### Precinct 0038

#### REP Judge, County Court at Law No. 2

Vote For 1

	TOTAL	VOTE %	Absentee	Early Voting	Election Day
Taylor Heaton	299	100.00%	10	193	96
Total Votes Cast	299	100.00%	10	193	96
Overvotes	0		0	0	0
Undervotes	176		7	99	70

#### REP Judge, County Court at Law No. 3

Vote For 1

	TOTAL	VOTE %	Absentee	Early Voting	Election Day
Sara Maynard	127	32.65%	0	80	47
Trevor M. Rose	46	11.83%	2	26	18
Clay White	216	55.53%	7	145	64
Total Votes Cast	389	100.00%	9	251	129
Overvotes	0		0	0	0
Undervotes	86		8	41	37

#### REP District Clerk

Vote For 1

	TOTAL	VOTE %	Absentee	Early Voting	Election Day
Penny Clarkston	310	100.00%	10	201	99
Total Votes Cast	310	100.00%	10	201	99
Overvotes	0		0	0	0
Undervotes	165		7	91	67

#### REP County Clerk

Vote For 1

	TOTAL	VOTE %	Absentee	Early Voting	Election Day
Karen Bryant Phillips	310	100.00%	10	199	101
Total Votes Cast	310	100.00%	10	199	101
Overvotes	0		0	0	0
Undervotes	165		7	93	65

#### REP County Treasurer

Vote For 1

	TOTAL	VOTE %	Absentee	Early Voting	Election Day
Kelli R. White	237	75.00%	10	154	73
Jamie Boersma	79	25.00%	1	50	28
Total Votes Cast	316	100.00%	11	204	101
Overvotes	0		0	0	0
Undervotes	159		6	88	65

## Precinct 0038

### REP County Commissioner Precinct No. 1, Unexp

Vote For 1

	TOTAL	VOTE %		Absentee	Early Voting	Election Day
Pam Frederick	190	47.98%	<div style="width: 47.98%;"><div style="width: 47.98%;"></div></div>	6	124	60
Fritz Hager, Jr.	206	52.02%	<div style="width: 52.02%;"><div style="width: 52.02%;"></div></div>	4	131	71
<b>Total Votes Cast</b>	<b>396</b>	<b>100.00%</b>	<div style="width: 100%;"><div style="width: 100%;"></div></div>	<b>10</b>	<b>255</b>	<b>131</b>
Overvotes	0			0	0	0
Undervotes	79			7	37	35

### REP JOP Pct 2

Vote For 1

	TOTAL	VOTE %		Absentee	Early Voting	Election Day
Andy Dunklin	297	100.00%	<div style="width: 100%;"><div style="width: 100%;"></div></div>	10	191	96
<b>Total Votes Cast</b>	<b>297</b>	<b>100.00%</b>	<div style="width: 100%;"><div style="width: 100%;"></div></div>	<b>10</b>	<b>191</b>	<b>96</b>
Overvotes	0			0	0	0
Undervotes	178			7	101	70

### REP Constable Precinct No. 2

Vote For 1

	TOTAL	VOTE %		Absentee	Early Voting	Election Day
Deal Folmar	56	15.73%	<div style="width: 15.73%;"><div style="width: 15.73%;"></div></div>	3	39	14
Wayne Allen	201	56.46%	<div style="width: 56.46%;"><div style="width: 56.46%;"></div></div>	5	125	71
Chris Roberts	99	27.81%	<div style="width: 27.81%;"><div style="width: 27.81%;"></div></div>	4	69	26
<b>Total Votes Cast</b>	<b>356</b>	<b>100.00%</b>	<div style="width: 100%;"><div style="width: 100%;"></div></div>	<b>12</b>	<b>233</b>	<b>111</b>
Overvotes	0			0	0	0
Undervotes	119			5	59	55

### REP County Chair

Vote For 1

	TOTAL	VOTE %		Absentee	Early Voting	Election Day
David Stein	302	100.00%	<div style="width: 100%;"><div style="width: 100%;"></div></div>	10	197	95
<b>Total Votes Cast</b>	<b>302</b>	<b>100.00%</b>	<div style="width: 100%;"><div style="width: 100%;"></div></div>	<b>10</b>	<b>197</b>	<b>95</b>
Overvotes	0			0	0	0
Undervotes	173			7	95	71

### REP Proposition 1

Vote For 1

	TOTAL	VOTE %		Absentee	Early Voting	Election Day
YES	418	92.68%	<div style="width: 92.68%;"><div style="width: 92.68%;"></div></div>	15	259	144
NO	33	7.32%	<div style="width: 7.32%;"><div style="width: 7.32%;"></div></div>	0	20	13
<b>Total Votes Cast</b>	<b>451</b>	<b>100.00%</b>	<div style="width: 100%;"><div style="width: 100%;"></div></div>	<b>15</b>	<b>279</b>	<b>157</b>
Overvotes	0			0	0	0
Undervotes	24			2	13	9

### Precinct 0038

#### REP Proposition 2

Vote For 1

	TOTAL	VOTE %	Absentee	Early Voting	Election Day
YES	300	68.65%	9	185	106
NO	137	31.35%	6	85	46
Total Votes Cast	437	100.00%	15	270	152
Overvotes	0		0	0	0
Undervotes	38		2	22	14

#### REP Proposition 3

Vote For 1

	TOTAL	VOTE %	Absentee	Early Voting	Election Day
YES	410	88.74%	10	259	141
NO	52	11.26%	4	28	20
Total Votes Cast	462	100.00%	14	287	161
Overvotes	1		1	0	0
Undervotes	12		2	5	5

#### REP Proposition 4

Vote For 1

	TOTAL	VOTE %	Absentee	Early Voting	Election Day
YES	417	90.85%	15	261	141
NO	42	9.15%	0	23	19
Total Votes Cast	459	100.00%	15	284	160
Overvotes	0		0	0	0
Undervotes	16		2	8	6

#### REP Proposition 5

Vote For 1

	TOTAL	VOTE %	Absentee	Early Voting	Election Day
YES	393	86.76%	13	252	128
NO	60	13.24%	2	31	27
Total Votes Cast	453	100.00%	15	283	155
Overvotes	0		0	0	0
Undervotes	22		2	9	11

#### REP Proposition 6

Vote For 1

	TOTAL	VOTE %	Absentee	Early Voting	Election Day
YES	359	81.41%	10	230	119
NO	82	18.59%	4	46	32
Total Votes Cast	441	100.00%	14	276	151
Overvotes	0		0	0	0
Undervotes	34		3	16	15

### Precinct 0038

#### REP Proposition 7

Vote For 1

	TOTAL	VOTE %	Absentee	Early Voting	Election Day
YES	439	95.64%	15	271	153
NO	20	4.36%	0	13	7
Total Votes Cast	459	100.00%	15	284	160
Overvotes	0		0	0	0
Undervotes	16		2	8	6

#### REP Proposition 8

Vote For 1

	TOTAL	VOTE %	Absentee	Early Voting	Election Day
YES	424	93.81%	15	267	142
NO	28	6.19%	0	15	13
Total Votes Cast	452	100.00%	15	282	155
Overvotes	0		0	0	0
Undervotes	23		2	10	11

#### REP Proposition 9

Vote For 1

	TOTAL	VOTE %	Absentee	Early Voting	Election Day
YES	406	88.26%	13	252	141
NO	54	11.74%	2	31	21
Total Votes Cast	460	100.00%	15	283	162
Overvotes	0		0	0	0
Undervotes	15		2	9	4

#### REP Proposition 10

Vote For 1

	TOTAL	VOTE %	Absentee	Early Voting	Election Day
YES	419	91.68%	15	264	140
NO	38	8.32%	0	16	22
Total Votes Cast	457	100.00%	15	280	162
Overvotes	0		0	0	0
Undervotes	18		2	12	4

### Precinct 0039

#### Statistics

	TOTAL	Absentee	Early Voting	Election Day
Registered Voters - Total	361			
Ballots Cast - Total	95	2	63	30
Ballots Cast - Republican Party	42	0	24	18
Ballots Cast - Democratic Party	53	2	39	12
Ballots Cast - Blank	0	0	0	0
Voter Turnout - Total	26.32%			

#### REP US Rep, District 1

Vote For 1

	TOTAL	VOTE %	Absentee	Early Voting	Election Day
Aditya "A.D." Atholi	0	0.00%	0	0	0
John Porro	0	0.00%	0	0	0
Nathaniel Moran	37	92.50%	0	19	18
Joe McDaniel	3	7.50%	0	3	0
Total Votes Cast	40	100.00%	0	22	18
Overvotes	0		0	0	0
Undervotes	2		0	2	0

#### REP Governor

Vote For 1

	TOTAL	VOTE %	Absentee	Early Voting	Election Day
Danny Harrison	0	0.00%	0	0	0
Chad Prather	5	11.90%	0	0	5
Paul Belew	2	4.76%	0	0	2
Rick Perry	0	0.00%	0	0	0
Don Huffines	0	0.00%	0	0	0
Allen B. West	11	26.19%	0	8	3
Greg Abbott	24	57.14%	0	16	8
Kandy Kaye Horn	0	0.00%	0	0	0
Total Votes Cast	42	100.00%	0	24	18
Overvotes	0		0	0	0
Undervotes	0		0	0	0

#### REP Lieutenant Governor

Vote For 1

	TOTAL	VOTE %	Absentee	Early Voting	Election Day
Daniel Miller	7	18.42%	0	2	5
Dan Patrick	22	57.89%	0	14	8
Todd M. Bullis	0	0.00%	0	0	0
Trayce Bradford	6	15.79%	0	2	4
Aaron Sorrells	2	5.26%	0	2	0
Zach Vance	1	2.63%	0	1	0
Total Votes Cast	38	100.00%	0	21	17
Overvotes	0		0	0	0
Undervotes	4		0	3	1

### Precinct 0039

#### REP Attorney General

Vote For 1

	TOTAL	VOTE %	Absentee	Early Voting	Election Day
George P. Bush	2	4.88%	0	0	2
Louie Gohmert	31	75.61%	0	17	14
Ken Paxton	5	12.20%	0	5	0
Eva Guzman	3	7.32%	0	1	2
Total Votes Cast	41	100.00%	0	23	18
Overvotes	0		0	0	0
Undervotes	1		0	1	0

#### REP Comptroller of Public Accounts

Vote For 1

	TOTAL	VOTE %	Absentee	Early Voting	Election Day
Mark V. Goloby	5	15.15%	0	3	2
Glenn Hegar	28	84.85%	0	15	13
Total Votes Cast	33	100.00%	0	18	15
Overvotes	0		0	0	0
Undervotes	9		0	6	3

#### REP Comm General Land Office

Vote For 1

	TOTAL	VOTE %	Absentee	Early Voting	Election Day
Dawn Buckingham	13	39.39%	0	6	7
Don W. Minton	5	15.15%	0	3	2
Ben Armenta	1	3.03%	0	0	1
Rufus Lopez	0	0.00%	0	0	0
Tim Westley	4	12.12%	0	2	2
Jon Spiers	5	15.15%	0	2	3
Victor Avila	5	15.15%	0	4	1
Weston Martinez	0	0.00%	0	0	0
Total Votes Cast	33	100.00%	0	17	16
Overvotes	0		0	0	0
Undervotes	9		0	7	2

#### REP Commissioner of Agriculture

Vote For 1

	TOTAL	VOTE %	Absentee	Early Voting	Election Day
Sid Miller	20	58.82%	0	11	9
James White	11	32.35%	0	5	6
Carey A. Council	3	8.82%	0	2	1
Total Votes Cast	34	100.00%	0	18	16
Overvotes	0		0	0	0
Undervotes	8		0	6	2



## Precinct 0039

### REP Railroad Commissioner

Vote For 1

	TOTAL	VOTE %	Absentee	Early Voting	Election Day
Tom Slocum Jr	5	14.29%	0	1	4
Marvin "Sarge" Summers	3	8.57%	0	3	0
Sarah Stogner	3	8.57%	0	3	0
Dawayne Tipton	2	5.71%	0	2	0
Wayne Christian	22	62.86%	0	9	13
<b>Total Votes Cast</b>	<b>35</b>	<b>100.00%</b>	<b>0</b>	<b>18</b>	<b>17</b>
Overvotes	0		0	0	0
Undervotes	7		0	6	1

### REP Justice, Supreme Court, PI 3

Vote For 1

	TOTAL	VOTE %	Absentee	Early Voting	Election Day
Debra Lehrmann	31	100.00%	0	17	14
<b>Total Votes Cast</b>	<b>31</b>	<b>100.00%</b>	<b>0</b>	<b>17</b>	<b>14</b>
Overvotes	0		0	0	0
Undervotes	11		0	7	4

### REP Justice, Supreme Court, PI 5

Vote For 1

	TOTAL	VOTE %	Absentee	Early Voting	Election Day
Rebeca Huddle	31	100.00%	0	17	14
<b>Total Votes Cast</b>	<b>31</b>	<b>100.00%</b>	<b>0</b>	<b>17</b>	<b>14</b>
Overvotes	0		0	0	0
Undervotes	11		0	7	4

### REP Justice, Supreme Court, PI 9

Vote For 1

	TOTAL	VOTE %	Absentee	Early Voting	Election Day
David J. Schenck	22	68.75%	0	13	9
Evan Young	10	31.25%	0	3	7
<b>Total Votes Cast</b>	<b>32</b>	<b>100.00%</b>	<b>0</b>	<b>16</b>	<b>16</b>
Overvotes	0		0	0	0
Undervotes	10		0	8	2

### REP Judge, Ct of Crim App, PI 2

Vote For 1

	TOTAL	VOTE %	Absentee	Early Voting	Election Day
Mary Lou Keel	29	100.00%	0	15	14
<b>Total Votes Cast</b>	<b>29</b>	<b>100.00%</b>	<b>0</b>	<b>15</b>	<b>14</b>
Overvotes	0		0	0	0
Undervotes	13		0	9	4

### Precinct 0039

#### REP Judge, Ct of Crim App, PI 5

Vote For 1

	TOTAL	VOTE %		Absentee	Early Voting	Election Day
Clint Morgan	20	60.61%	<div style="width: 60.61%;"><div style="width: 60.61%;"></div></div>	0	10	10
Scott Walker	13	39.39%	<div style="width: 39.39%;"><div style="width: 39.39%;"></div></div>	0	7	6
Total Votes Cast	33	100.00%	<div style="width: 100%;"><div style="width: 100%;"></div></div>	0	17	16
Overvotes	0			0	0	0
Undervotes	9			0	7	2

#### REP Judge, Ct of Crim App, PI 6

Vote For 1

	TOTAL	VOTE %		Absentee	Early Voting	Election Day
Jesse F. McClure, III	30	100.00%	<div style="width: 100%;"><div style="width: 100%;"></div></div>	0	17	13
Total Votes Cast	30	100.00%	<div style="width: 100%;"><div style="width: 100%;"></div></div>	0	17	13
Overvotes	0			0	0	0
Undervotes	12			0	7	5

#### REP Member, State BoE, Dist 9

Vote For 1

	TOTAL	VOTE %		Absentee	Early Voting	Election Day
Keven M. Ellis	31	100.00%	<div style="width: 100%;"><div style="width: 100%;"></div></div>	0	17	14
Total Votes Cast	31	100.00%	<div style="width: 100%;"><div style="width: 100%;"></div></div>	0	17	14
Overvotes	0			0	0	0
Undervotes	11			0	7	4

#### REP State Senator, Dist 1

Vote For 1

	TOTAL	VOTE %		Absentee	Early Voting	Election Day
Bryan Hughes	34	100.00%	<div style="width: 100%;"><div style="width: 100%;"></div></div>	0	18	16
Total Votes Cast	34	100.00%	<div style="width: 100%;"><div style="width: 100%;"></div></div>	0	18	16
Overvotes	0			0	0	0
Undervotes	8			0	6	2

#### REP State Rep, Dist 6

Vote For 1

	TOTAL	VOTE %		Absentee	Early Voting	Election Day
Matt Schaefer	36	90.00%	<div style="width: 90%;"><div style="width: 90%;"></div></div>	0	19	17
Charles Turner	4	10.00%	<div style="width: 10%;"><div style="width: 10%;"></div></div>	0	3	1
Total Votes Cast	40	100.00%	<div style="width: 100%;"><div style="width: 100%;"></div></div>	0	22	18
Overvotes	0			0	0	0
Undervotes	2			0	2	0

## Precinct 0039

### REP Justice, 12th Ct of App Dist, PI 2

Vote For 1

	TOTAL	VOTE %	Absentee	Early Voting	Election Day
Brian Hoyle	29	100.00%	0	15	14
Total Votes Cast	29	100.00%	0	15	14
Overvotes	0		0	0	0
Undervotes	13		0	9	4

### REP Dist Judge, 241st Judicial Dist

Vote For 1

	TOTAL	VOTE %	Absentee	Early Voting	Election Day
Debby Gunter	30	100.00%	0	16	14
Total Votes Cast	30	100.00%	0	16	14
Overvotes	0		0	0	0
Undervotes	12		0	8	4

### REP Dist Judge, 321st Judicial Dist

Vote For 1

	TOTAL	VOTE %	Absentee	Early Voting	Election Day
Robert Wilson	32	100.00%	0	18	14
Total Votes Cast	32	100.00%	0	18	14
Overvotes	0		0	0	0
Undervotes	10		0	6	4

### REP Criminal District Attorney

Vote For 1

	TOTAL	VOTE %	Absentee	Early Voting	Election Day
Jacob Putman	33	100.00%	0	18	15
Total Votes Cast	33	100.00%	0	18	15
Overvotes	0		0	0	0
Undervotes	9		0	6	3

### REP County Judge

Vote For 1

	TOTAL	VOTE %	Absentee	Early Voting	Election Day
Neal Franklin	30	100.00%	0	16	14
Total Votes Cast	30	100.00%	0	16	14
Overvotes	0		0	0	0
Undervotes	12		0	8	4

### REP Judge, County Court at Law No. 1

Vote For 1

	TOTAL	VOTE %	Absentee	Early Voting	Election Day
Jason Ellis	32	100.00%	0	17	15
Total Votes Cast	32	100.00%	0	17	15
Overvotes	0		0	0	0
Undervotes	10		0	7	3

## Precinct 0039

### REP Judge, County Court at Law No. 2

Vote For 1

	TOTAL	VOTE %	Absentee	Early Voting	Election Day
Taylor Heaton	32	100.00%	0	17	15
Total Votes Cast	32	100.00%	0	17	15
Overvotes	0		0	0	0
Undervotes	10		0	7	3

### REP Judge, County Court at Law No. 3

Vote For 1

	TOTAL	VOTE %	Absentee	Early Voting	Election Day
Sara Maynard	4	11.11%	0	3	1
Trevor M. Rose	6	16.67%	0	2	4
Clay White	26	72.22%	0	15	11
Total Votes Cast	36	100.00%	0	20	16
Overvotes	0		0	0	0
Undervotes	6		0	4	2

### REP District Clerk

Vote For 1

	TOTAL	VOTE %	Absentee	Early Voting	Election Day
Penny Clarkston	32	100.00%	0	17	15
Total Votes Cast	32	100.00%	0	17	15
Overvotes	0		0	0	0
Undervotes	10		0	7	3

### REP County Clerk

Vote For 1

	TOTAL	VOTE %	Absentee	Early Voting	Election Day
Karen Bryant Phillips	31	100.00%	0	16	15
Total Votes Cast	31	100.00%	0	16	15
Overvotes	0		0	0	0
Undervotes	11		0	8	3

### REP County Treasurer

Vote For 1

	TOTAL	VOTE %	Absentee	Early Voting	Election Day
Kelli R. White	23	76.67%	0	15	8
Jamie Boersma	7	23.33%	0	1	6
Total Votes Cast	30	100.00%	0	16	14
Overvotes	0		0	0	0
Undervotes	12		0	8	4

### Precinct 0039

#### REP County Chair

Vote For 1

	TOTAL	VOTE %	Absentee	Early Voting	Election Day
David Stein	30	100.00%	0	15	15
Total Votes Cast	30	100.00%	0	15	15
Overvotes	0		0	0	0
Undervotes	12		0	9	3

#### REP Proposition 1

Vote For 1

	TOTAL	VOTE %	Absentee	Early Voting	Election Day
YES	38	92.68%	0	23	15
NO	3	7.32%	0	1	2
Total Votes Cast	41	100.00%	0	24	17
Overvotes	0		0	0	0
Undervotes	1		0	0	1

#### REP Proposition 2

Vote For 1

	TOTAL	VOTE %	Absentee	Early Voting	Election Day
YES	36	90.00%	0	20	16
NO	4	10.00%	0	3	1
Total Votes Cast	40	100.00%	0	23	17
Overvotes	0		0	0	0
Undervotes	2		0	1	1

#### REP Proposition 3

Vote For 1

	TOTAL	VOTE %	Absentee	Early Voting	Election Day
YES	35	87.50%	0	19	16
NO	5	12.50%	0	4	1
Total Votes Cast	40	100.00%	0	23	17
Overvotes	0		0	0	0
Undervotes	2		0	1	1

#### REP Proposition 4

Vote For 1

	TOTAL	VOTE %	Absentee	Early Voting	Election Day
YES	38	95.00%	0	22	16
NO	2	5.00%	0	1	1
Total Votes Cast	40	100.00%	0	23	17
Overvotes	0		0	0	0
Undervotes	2		0	1	1

### Precinct 0039

#### REP Proposition 5

Vote For 1

	TOTAL	VOTE %	Absentee	Early Voting	Election Day
YES	36	90.00%	0	20	16
NO	4	10.00%	0	3	1
Total Votes Cast	40	100.00%	0	23	17
Overvotes	0		0	0	0
Undervotes	2		0	1	1

#### REP Proposition 6

Vote For 1

	TOTAL	VOTE %	Absentee	Early Voting	Election Day
YES	33	89.19%	0	19	14
NO	4	10.81%	0	3	1
Total Votes Cast	37	100.00%	0	22	15
Overvotes	0		0	0	0
Undervotes	5		0	2	3

#### REP Proposition 7

Vote For 1

	TOTAL	VOTE %	Absentee	Early Voting	Election Day
YES	39	97.50%	0	22	17
NO	1	2.50%	0	1	0
Total Votes Cast	40	100.00%	0	23	17
Overvotes	0		0	0	0
Undervotes	2		0	1	1

#### REP Proposition 8

Vote For 1

	TOTAL	VOTE %	Absentee	Early Voting	Election Day
YES	38	97.44%	0	22	16
NO	1	2.56%	0	1	0
Total Votes Cast	39	100.00%	0	23	16
Overvotes	0		0	0	0
Undervotes	3		0	1	2

#### REP Proposition 9

Vote For 1




	TOTAL	VOTE %	Absentee	Early Voting	Election Day
YES	36	90.00%	0	20	16
NO	4	10.00%	0	3	1
Total Votes Cast	40	100.00%	0	23	17
Overvotes	0		0	0	0
Undervotes	2		0	1	1

## Precinct 0039

---

### REP Proposition 10

Vote For 1

	TOTAL	VOTE %		Absentee	Early Voting	Election Day
YES	36	92.31%		0	21	15
NO	3	7.69%		0	1	2
Total Votes Cast	39	100.00%		0	22	17
Overvotes	0			0	0	0
Undervotes	3			0	2	1

## Precinct 0040

Statistics	TOTAL	Absentee	Early Voting	Election Day
Registered Voters - Total	4,208			
Ballots Cast - Total	1,306	34	735	537
Ballots Cast - Republican Party	1,160	21	656	483
Ballots Cast - Democratic Party	146	13	79	54
Ballots Cast - Blank	0	0	0	0
Voter Turnout - Total	31.04%			

### REP US Rep, District 1

Vote For 1

	TOTAL	VOTE %	Absentee	Early Voting	Election Day
Aditya "A.D." Atholi	35	3.24%	0	21	14
John Porro	25	2.31%	0	15	10
Nathaniel Moran	921	85.28%	19	529	373
Joe McDaniel	99	9.17%	1	50	48
Total Votes Cast	1,080	100.00%	20	615	445
Overvotes	0		0	0	0
Undervotes	80		1	41	38

### REP Governor

Vote For 1

	TOTAL	VOTE %	Absentee	Early Voting	Election Day
Danny Harrison	2	0.17%	0	1	1
Chad Prather	34	2.96%	1	17	16
Paul Belew	4	0.35%	0	3	1
Rick Perry	19	1.66%	0	8	11
Don Huffines	100	8.72%	4	60	36
Allen B. West	228	19.88%	2	117	109
Greg Abbott	756	65.91%	14	438	304
Kandy Kaye Horn	4	0.35%	0	2	2
Total Votes Cast	1,147	100.00%	21	646	480
Overvotes	0		0	0	0
Undervotes	13		0	10	3

### REP Lieutenant Governor

Vote For 1

	TOTAL	VOTE %	Absentee	Early Voting	Election Day
Daniel Miller	125	11.68%	2	59	64
Dan Patrick	756	70.65%	13	449	294
Todd M. Bullis	7	0.65%	0	2	5
Trayce Bradford	135	12.62%	2	82	51
Aaron Sorrells	29	2.71%	3	12	14
Zach Vance	18	1.68%	0	10	8
Total Votes Cast	1,070	100.00%	20	614	436
Overvotes	0		0	0	0
Undervotes	90		1	42	47



## Precinct 0040

### REP Attorney General

Vote For 1

	TOTAL	VOTE %	Absentee	Early Voting	Election Day
George P. Bush	126	10.99%	0	54	72
Louie Gohmert	768	67.02%	13	439	316
Ken Paxton	203	17.71%	6	122	75
Eva Guzman	49	4.28%	2	34	13
Total Votes Cast	1,146	100.00%	21	649	476
Overvotes	0		0	0	0
Undervotes	14		0	7	7

### REP Comptroller of Public Accounts

Vote For 1

	TOTAL	VOTE %	Absentee	Early Voting	Election Day
Mark V. Goloby	166	18.76%	2	83	81
Glenn Hegar	719	81.24%	16	427	276
Total Votes Cast	885	100.00%	18	510	357
Overvotes	0		0	0	0
Undervotes	275		3	146	126

### REP Comm General Land Office

Vote For 1

	TOTAL	VOTE %	Absentee	Early Voting	Election Day
Dawn Buckingham	302	33.93%	11	191	100
Don W. Minton	131	14.72%	5	82	44
Ben Armenta	13	1.46%	0	9	4
Rufus Lopez	27	3.03%	0	14	13
Tim Westley	75	8.43%	1	39	35
Jon Spiers	286	32.13%	2	157	127
Victor Avila	36	4.04%	0	24	12
Weston Martinez	20	2.25%	0	11	9
Total Votes Cast	890	100.00%	19	527	344
Overvotes	0		0	0	0
Undervotes	270		2	129	139

### REP Commissioner of Agriculture

Vote For 1

	TOTAL	VOTE %	Absentee	Early Voting	Election Day
Sid Miller	485	56.53%	12	295	178
James White	317	36.95%	5	179	133
Carey A. Council	56	6.53%	0	26	30
Total Votes Cast	858	100.00%	17	500	341
Overvotes	0		0	0	0
Undervotes	302		4	156	142

## Precinct 0040

### REP Railroad Commissioner

Vote For 1

	TOTAL	VOTE %	Absentee	Early Voting	Election Day
Tom Slocum Jr	158	17.46%	2	89	67
Marvin "Sarge" Summers	50	5.52%	0	26	24
Sarah Stogner	88	9.72%	2	56	30
Dawayne Tipton	52	5.75%	0	26	26
Wayne Christian	557	61.55%	14	332	211
Total Votes Cast	905	100.00%	18	529	358
Overvotes	0		0	0	0
Undervotes	255		3	127	125

### REP Justice, Supreme Court, PI 3

Vote For 1

	TOTAL	VOTE %	Absentee	Early Voting	Election Day
Debra Lehrmann	779	100.00%	17	462	300
Total Votes Cast	779	100.00%	17	462	300
Overvotes	0		0	0	0
Undervotes	381		4	194	183

### REP Justice, Supreme Court, PI 5

Vote For 1

	TOTAL	VOTE %	Absentee	Early Voting	Election Day
Rebeca Huddle	776	100.00%	18	456	302
Total Votes Cast	776	100.00%	18	456	302
Overvotes	0		0	0	0
Undervotes	384		3	200	181

### REP Justice, Supreme Court, PI 9

Vote For 1

	TOTAL	VOTE %	Absentee	Early Voting	Election Day
David J. Schenck	548	65.39%	8	312	228
Evan Young	290	34.61%	8	184	98
Total Votes Cast	838	100.00%	16	496	326
Overvotes	0		0	0	0
Undervotes	322		5	160	157

### REP Judge, Ct of Crim App, PI 2

Vote For 1

	TOTAL	VOTE %	Absentee	Early Voting	Election Day
Mary Lou Keel	740	100.00%	18	429	293
Total Votes Cast	740	100.00%	18	429	293
Overvotes	0		0	0	0
Undervotes	420		3	227	190

## Precinct 0040

### REP Judge, Ct of Crim App, PI 5

Vote For 1

	TOTAL	VOTE %		Absentee	Early Voting	Election Day
Clint Morgan	482	57.31%	<div style="width: 57.31%;"><div style="width: 57.31%;"></div></div>	9	277	196
Scott Walker	359	42.69%	<div style="width: 42.69%;"><div style="width: 42.69%;"></div></div>	8	214	137
Total Votes Cast	841	100.00%	<div style="width: 100.00%;"><div style="width: 100.00%;"></div></div>	17	491	333
Overvotes	0			0	0	0
Undervotes	319			4	165	150

### REP Judge, Ct of Crim App, PI 6

Vote For 1

	TOTAL	VOTE %		Absentee	Early Voting	Election Day
Jesse F. McClure, III	768	100.00%	<div style="width: 100.00%;"><div style="width: 100.00%;"></div></div>	18	439	311
Total Votes Cast	768	100.00%	<div style="width: 100.00%;"><div style="width: 100.00%;"></div></div>	18	439	311
Overvotes	0			0	0	0
Undervotes	392			3	217	172

### REP Member, State BoE, Dist 9

Vote For 1

	TOTAL	VOTE %		Absentee	Early Voting	Election Day
Keven M. Ellis	775	100.00%	<div style="width: 100.00%;"><div style="width: 100.00%;"></div></div>	16	449	310
Total Votes Cast	775	100.00%	<div style="width: 100.00%;"><div style="width: 100.00%;"></div></div>	16	449	310
Overvotes	0			0	0	0
Undervotes	385			5	207	173

### REP State Senator, Dist 1

Vote For 1

	TOTAL	VOTE %		Absentee	Early Voting	Election Day
Bryan Hughes	860	100.00%	<div style="width: 100.00%;"><div style="width: 100.00%;"></div></div>	18	495	347
Total Votes Cast	860	100.00%	<div style="width: 100.00%;"><div style="width: 100.00%;"></div></div>	18	495	347
Overvotes	0			0	0	0
Undervotes	300			3	161	136

### REP State Rep, Dist 6

Vote For 1

	TOTAL	VOTE %		Absentee	Early Voting	Election Day
Matt Schaefer	954	90.94%	<div style="width: 90.94%;"><div style="width: 90.94%;"></div></div>	15	549	390
Charles Turner	95	9.06%	<div style="width: 9.06%;"><div style="width: 9.06%;"></div></div>	0	49	46
Total Votes Cast	1,049	100.00%	<div style="width: 100.00%;"><div style="width: 100.00%;"></div></div>	15	598	436
Overvotes	0			0	0	0
Undervotes	111			6	58	47

## Precinct 0040

### REP Justice, 12th Ct of App Dist, PI 2

Vote For 1

	TOTAL	VOTE %	Absentee	Early Voting	Election Day
Brian Hoyle	773	100.00%	17	449	307
Total Votes Cast	773	100.00%	17	449	307
Overvotes	0		0	0	0
Undervotes	387		4	207	176

### REP Dist Judge, 241st Judicial Dist

Vote For 1

	TOTAL	VOTE %	Absentee	Early Voting	Election Day
Debby Gunter	778	100.00%	16	451	311
Total Votes Cast	778	100.00%	16	451	311
Overvotes	0		0	0	0
Undervotes	382		5	205	172

### REP Dist Judge, 321st Judicial Dist

Vote For 1

	TOTAL	VOTE %	Absentee	Early Voting	Election Day
Robert Wilson	765	100.00%	16	441	308
Total Votes Cast	765	100.00%	16	441	308
Overvotes	0		0	0	0
Undervotes	395		5	215	175

### REP Criminal District Attorney

Vote For 1

	TOTAL	VOTE %	Absentee	Early Voting	Election Day
Jacob Putman	818	100.00%	18	461	339
Total Votes Cast	818	100.00%	18	461	339
Overvotes	0		0	0	0
Undervotes	342		3	195	144

### REP County Judge

Vote For 1

	TOTAL	VOTE %	Absentee	Early Voting	Election Day
Neal Franklin	807	100.00%	16	462	329
Total Votes Cast	807	100.00%	16	462	329
Overvotes	0		0	0	0
Undervotes	353		5	194	154

### REP Judge, County Court at Law No. 1

Vote For 1

	TOTAL	VOTE %	Absentee	Early Voting	Election Day
Jason Ellis	778	100.00%	16	448	314
Total Votes Cast	778	100.00%	16	448	314
Overvotes	0		0	0	0
Undervotes	382		5	208	169

## Precinct 0040

### REP Judge, County Court at Law No. 2

Vote For 1

	TOTAL	VOTE %		Absentee	Early Voting	Election Day
Taylor Heaton	764	100.00%	<div style="width: 100%; height: 10px; background-color: #ffc107;"></div>	16	438	310
Total Votes Cast	764	100.00%	<div style="width: 100%; height: 10px; background-color: #ffc107;"></div>	16	438	310
Overvotes	0			0	0	0
Undervotes	396			5	218	173

### REP Judge, County Court at Law No. 3

Vote For 1

	TOTAL	VOTE %		Absentee	Early Voting	Election Day
Sara Maynard	363	39.46%	<div style="width: 39.46%; height: 10px; background-color: #ffc107;"></div>	9	228	126
Trevor M. Rose	95	10.33%	<div style="width: 10.33%; height: 10px; background-color: #ffc107;"></div>	0	47	48
Clay White	462	50.22%	<div style="width: 50.22%; height: 10px; background-color: #ffc107;"></div>	6	266	190
Total Votes Cast	920	100.00%	<div style="width: 100%; height: 10px; background-color: #ffc107;"></div>	15	541	364
Overvotes	0			0	0	0
Undervotes	240			6	115	119

### REP District Clerk

Vote For 1

	TOTAL	VOTE %		Absentee	Early Voting	Election Day
Penny Clarkston	781	100.00%	<div style="width: 100%; height: 10px; background-color: #ffc107;"></div>	15	446	320
Total Votes Cast	781	100.00%	<div style="width: 100%; height: 10px; background-color: #ffc107;"></div>	15	446	320
Overvotes	0			0	0	0
Undervotes	379			6	210	163

### REP County Clerk

Vote For 1

	TOTAL	VOTE %		Absentee	Early Voting	Election Day
Karen Bryant Phillips	763	100.00%	<div style="width: 100%; height: 10px; background-color: #ffc107;"></div>	15	431	317
Total Votes Cast	763	100.00%	<div style="width: 100%; height: 10px; background-color: #ffc107;"></div>	15	431	317
Overvotes	0			0	0	0
Undervotes	397			6	225	166

### REP County Treasurer

Vote For 1

	TOTAL	VOTE %		Absentee	Early Voting	Election Day
Kelli R. White	586	74.37%	<div style="width: 74.37%; height: 10px; background-color: #ffc107;"></div>	11	338	237
Jamie Boersma	202	25.63%	<div style="width: 25.63%; height: 10px; background-color: #ffc107;"></div>	1	131	70
Total Votes Cast	788	100.00%	<div style="width: 100%; height: 10px; background-color: #ffc107;"></div>	12	469	307
Overvotes	0			0	0	0
Undervotes	372			9	187	176

## Precinct 0040

### REP County Commissioner Precinct No. 1, Unexp

Vote For 1

	TOTAL	VOTE %		Absentee	Early Voting	Election Day
Pam Frederick	509	51.00%	<div style="width: 51%;"><div style="width: 51%;"></div></div>	7	300	202
Fritz Hager, Jr.	489	49.00%	<div style="width: 49%;"><div style="width: 49%;"></div></div>	9	280	200
Total Votes Cast	998	100.00%	<div style="width: 100%;"><div style="width: 100%;"></div></div>	16	580	402
Overvotes	0			0	0	0
Undervotes	162			5	76	81

### REP JOP Pct 2

Vote For 1

	TOTAL	VOTE %		Absentee	Early Voting	Election Day
Andy Dunklin	786	100.00%	<div style="width: 100%;"><div style="width: 100%;"></div></div>	15	456	315
Total Votes Cast	786	100.00%	<div style="width: 100%;"><div style="width: 100%;"></div></div>	15	456	315
Overvotes	0			0	0	0
Undervotes	374			6	200	168

### REP Constable Precinct No. 2

Vote For 1

	TOTAL	VOTE %		Absentee	Early Voting	Election Day
Deal Folmar	262	28.57%	<div style="width: 28.57%;"><div style="width: 28.57%;"></div></div>	10	155	97
Wayne Allen	433	47.22%	<div style="width: 47.22%;"><div style="width: 47.22%;"></div></div>	5	263	165
Chris Roberts	222	24.21%	<div style="width: 24.21%;"><div style="width: 24.21%;"></div></div>	1	127	94
Total Votes Cast	917	100.00%	<div style="width: 100%;"><div style="width: 100%;"></div></div>	16	545	356
Overvotes	1			1	0	0
Undervotes	242			4	111	127

### REP County Chair

Vote For 1

	TOTAL	VOTE %		Absentee	Early Voting	Election Day
David Stein	757	100.00%	<div style="width: 100%;"><div style="width: 100%;"></div></div>	13	437	307
Total Votes Cast	757	100.00%	<div style="width: 100%;"><div style="width: 100%;"></div></div>	13	437	307
Overvotes	0			0	0	0
Undervotes	403			8	219	176

### REP Proposition 1

Vote For 1

	TOTAL	VOTE %		Absentee	Early Voting	Election Day
YES	1,061	95.67%	<div style="width: 95.67%;"><div style="width: 95.67%;"></div></div>	19	605	437
NO	48	4.33%	<div style="width: 4.33%;"><div style="width: 4.33%;"></div></div>	1	22	25
Total Votes Cast	1,109	100.00%	<div style="width: 100%;"><div style="width: 100%;"></div></div>	20	627	462
Overvotes	1			1	0	0
Undervotes	50			0	29	21

## Precinct 0040

### REP Proposition 2

Vote For 1

	TOTAL	VOTE %		Absentee	Early Voting	Election Day
YES	825	75.62%	<div style="width: 75.62%;"><div style="width: 75.62%;"></div></div>	18	462	345
NO	266	24.38%	<div style="width: 24.38%;"><div style="width: 24.38%;"></div></div>	1	151	114
Total Votes Cast	1,091	100.00%	<div style="width: 100.00%;"><div style="width: 100.00%;"></div></div>	19	613	459
Overvotes	0			0	0	0
Undervotes	69			2	43	24

### REP Proposition 3

Vote For 1

	TOTAL	VOTE %		Absentee	Early Voting	Election Day
YES	1,043	92.46%	<div style="width: 92.46%;"><div style="width: 92.46%;"></div></div>	18	588	437
NO	85	7.54%	<div style="width: 7.54%;"><div style="width: 7.54%;"></div></div>	1	49	35
Total Votes Cast	1,128	100.00%	<div style="width: 100.00%;"><div style="width: 100.00%;"></div></div>	19	637	472
Overvotes	0			0	0	0
Undervotes	32			2	19	11

### REP Proposition 4

Vote For 1

	TOTAL	VOTE %		Absentee	Early Voting	Election Day
YES	1,063	94.57%	<div style="width: 94.57%;"><div style="width: 94.57%;"></div></div>	21	603	439
NO	61	5.43%	<div style="width: 5.43%;"><div style="width: 5.43%;"></div></div>	0	30	31
Total Votes Cast	1,124	100.00%	<div style="width: 100.00%;"><div style="width: 100.00%;"></div></div>	21	633	470
Overvotes	0			0	0	0
Undervotes	36			0	23	13

### REP Proposition 5

Vote For 1

	TOTAL	VOTE %		Absentee	Early Voting	Election Day
YES	1,000	89.45%	<div style="width: 89.45%;"><div style="width: 89.45%;"></div></div>	18	561	421
NO	118	10.55%	<div style="width: 10.55%;"><div style="width: 10.55%;"></div></div>	3	70	45
Total Votes Cast	1,118	100.00%	<div style="width: 100.00%;"><div style="width: 100.00%;"></div></div>	21	631	466
Overvotes	0			0	0	0
Undervotes	42			0	25	17

### REP Proposition 6

Vote For 1

	TOTAL	VOTE %		Absentee	Early Voting	Election Day
YES	914	83.62%	<div style="width: 83.62%;"><div style="width: 83.62%;"></div></div>	21	513	380
NO	179	16.38%	<div style="width: 16.38%;"><div style="width: 16.38%;"></div></div>	0	107	72
Total Votes Cast	1,093	100.00%	<div style="width: 100.00%;"><div style="width: 100.00%;"></div></div>	21	620	452
Overvotes	0			0	0	0
Undervotes	67			0	36	31

## Precinct 0040

### REP Proposition 7

Vote For 1

	TOTAL	VOTE %		Absentee	Early Voting	Election Day
YES	1,105	97.70%	<div style="width: 97.70%; background-color: #ffc107;"> </div>	21	626	458
NO	26	2.30%	<div style="width: 2.30%; background-color: #6c757d;"> </div>	0	13	13
<b>Total Votes Cast</b>	<b>1,131</b>	<b>100.00%</b>	<div style="width: 100.00%; background-color: #ffc107;"> </div>	<b>21</b>	<b>639</b>	<b>471</b>
Overvotes	0			0	0	0
Undervotes	29			0	17	12

### REP Proposition 8

Vote For 1

	TOTAL	VOTE %		Absentee	Early Voting	Election Day
YES	1,085	96.19%	<div style="width: 96.19%; background-color: #ffc107;"> </div>	20	610	455
NO	43	3.81%	<div style="width: 3.81%; background-color: #6c757d;"> </div>	0	26	17
<b>Total Votes Cast</b>	<b>1,128</b>	<b>100.00%</b>	<div style="width: 100.00%; background-color: #ffc107;"> </div>	<b>20</b>	<b>636</b>	<b>472</b>
Overvotes	0			0	0	0
Undervotes	32			1	20	11

### REP Proposition 9

Vote For 1

	TOTAL	VOTE %		Absentee	Early Voting	Election Day
YES	1,014	89.66%	<div style="width: 89.66%; background-color: #ffc107;"> </div>	20	558	436
NO	117	10.34%	<div style="width: 10.34%; background-color: #6c757d;"> </div>	0	79	38
<b>Total Votes Cast</b>	<b>1,131</b>	<b>100.00%</b>	<div style="width: 100.00%; background-color: #ffc107;"> </div>	<b>20</b>	<b>637</b>	<b>474</b>
Overvotes	0			0	0	0
Undervotes	29			1	19	9

### REP Proposition 10

Vote For 1

	TOTAL	VOTE %		Absentee	Early Voting	Election Day
YES	1,083	96.52%	<div style="width: 96.52%; background-color: #ffc107;"> </div>	18	612	453
NO	39	3.48%	<div style="width: 3.48%; background-color: #6c757d;"> </div>	1	22	16
<b>Total Votes Cast</b>	<b>1,122</b>	<b>100.00%</b>	<div style="width: 100.00%; background-color: #ffc107;"> </div>	<b>19</b>	<b>634</b>	<b>469</b>
Overvotes	0			0	0	0
Undervotes	38			2	22	14



## Precinct 0041

Statistics	TOTAL	Absentee	Early Voting	Election Day
Registered Voters - Total	4,410			
Ballots Cast - Total	1,116	24	447	645
Ballots Cast - Republican Party	1,037	18	399	620
Ballots Cast - Democratic Party	79	6	48	25
Ballots Cast - Blank	1	0	1	0
Voter Turnout - Total	25.31%			

### REP US Rep, District 1

Vote For 1

	TOTAL	VOTE %	Absentee	Early Voting	Election Day
Aditya "A.D." Atholi	34	3.58%	6	4	24
John Porro	28	2.95%	0	12	16
Nathaniel Moran	776	81.77%	12	319	445
Joe McDaniel	111	11.70%	0	34	77
Total Votes Cast	949	100.00%	18	369	562
Overvotes	0		0	0	0
Undervotes	88		0	30	58

### REP Governor

Vote For 1

	TOTAL	VOTE %	Absentee	Early Voting	Election Day
Danny Harrison	3	0.29%	0	1	2
Chad Prather	47	4.57%	0	12	35
Paul Belew	3	0.29%	0	0	3
Rick Perry	26	2.53%	0	9	17
Don Huffines	85	8.26%	1	35	49
Allen B. West	193	18.76%	6	58	129
Greg Abbott	664	64.53%	10	278	376
Kandy Kaye Horn	8	0.78%	1	3	4
Total Votes Cast	1,029	100.00%	18	396	615
Overvotes	0		0	0	0
Undervotes	8		0	3	5

### REP Lieutenant Governor

Vote For 1

	TOTAL	VOTE %	Absentee	Early Voting	Election Day
Daniel Miller	146	15.47%	8	53	85
Dan Patrick	675	71.50%	9	291	375
Todd M. Bullis	7	0.74%	0	2	5
Trayce Bradford	66	6.99%	0	10	56
Aaron Sorrells	24	2.54%	0	7	17
Zach Vance	26	2.75%	1	10	15
Total Votes Cast	944	100.00%	18	373	553
Overvotes	0		0	0	0
Undervotes	93		0	26	67

## Precinct 0041

### REP Attorney General

Vote For 1

	TOTAL	VOTE %	Absentee	Early Voting	Election Day
George P. Bush	113	11.04%	5	40	68
Louie Gohmert	671	65.53%	5	262	404
Ken Paxton	208	20.31%	7	77	124
Eva Guzman	32	3.12%	1	16	15
Total Votes Cast	1,024	100.00%	18	395	611
Overvotes	0		0	0	0
Undervotes	13		0	4	9

### REP Comptroller of Public Accounts

Vote For 1

	TOTAL	VOTE %	Absentee	Early Voting	Election Day
Mark V. Goloby	182	24.01%	7	54	121
Glenn Hegar	576	75.99%	7	248	321
Total Votes Cast	758	100.00%	14	302	442
Overvotes	0		0	0	0
Undervotes	279		4	97	178

### REP Comm General Land Office

Vote For 1

	TOTAL	VOTE %	Absentee	Early Voting	Election Day
Dawn Buckingham	226	30.54%	8	102	116
Don W. Minton	139	18.78%	2	61	76
Ben Armenta	11	1.49%	0	1	10
Rufus Lopez	17	2.30%	1	4	12
Tim Westley	83	11.22%	0	29	54
Jon Spiers	203	27.43%	7	76	120
Victor Avila	27	3.65%	0	10	17
Weston Martinez	34	4.59%	0	12	22
Total Votes Cast	740	100.00%	18	295	427
Overvotes	0		0	0	0
Undervotes	297		0	104	193

### REP Commissioner of Agriculture

Vote For 1

	TOTAL	VOTE %	Absentee	Early Voting	Election Day
Sid Miller	456	58.99%	11	190	255
James White	283	36.61%	6	119	158
Carey A. Council	34	4.40%	1	8	25
Total Votes Cast	773	100.00%	18	317	438
Overvotes	0		0	0	0
Undervotes	264		0	82	182

## Precinct 0041

### REP Railroad Commissioner

Vote For 1

	TOTAL	VOTE %	Absentee	Early Voting	Election Day
Tom Slocum Jr	132	16.92%	2	61	69
Marvin "Sarge" Summers	70	8.97%	0	26	44
Sarah Stogner	88	11.28%	0	30	58
Dawayne Tipton	50	6.41%	0	22	28
Wayne Christian	440	56.41%	13	177	250
<b>Total Votes Cast</b>	<b>780</b>	<b>100.00%</b>	<b>15</b>	<b>316</b>	<b>449</b>
Overvotes	0		0	0	0
Undervotes	257		3	83	171

### REP Justice, Supreme Court, PI 3

Vote For 1

	TOTAL	VOTE %	Absentee	Early Voting	Election Day
Debra Lehrmann	672	100.00%	15	263	394
<b>Total Votes Cast</b>	<b>672</b>	<b>100.00%</b>	<b>15</b>	<b>263</b>	<b>394</b>
Overvotes	0		0	0	0
Undervotes	365		3	136	226

### REP Justice, Supreme Court, PI 5

Vote For 1

	TOTAL	VOTE %	Absentee	Early Voting	Election Day
Rebeca Huddle	675	100.00%	15	263	397
<b>Total Votes Cast</b>	<b>675</b>	<b>100.00%</b>	<b>15</b>	<b>263</b>	<b>397</b>
Overvotes	0		0	0	0
Undervotes	362		3	136	223

### REP Justice, Supreme Court, PI 9

Vote For 1

	TOTAL	VOTE %	Absentee	Early Voting	Election Day
David J. Schenck	453	62.57%	9	176	268
Evan Young	271	37.43%	9	125	137
<b>Total Votes Cast</b>	<b>724</b>	<b>100.00%</b>	<b>18</b>	<b>301</b>	<b>405</b>
Overvotes	0		0	0	0
Undervotes	313		0	98	215

### REP Judge, Ct of Crim App, PI 2

Vote For 1

	TOTAL	VOTE %	Absentee	Early Voting	Election Day
Mary Lou Keel	629	100.00%	15	246	368
<b>Total Votes Cast</b>	<b>629</b>	<b>100.00%</b>	<b>15</b>	<b>246</b>	<b>368</b>
Overvotes	0		0	0	0
Undervotes	408		3	153	252

## Precinct 0041

### REP Judge, Ct of Crim App, PI 5

Vote For 1

	TOTAL	VOTE %		Absentee	Early Voting	Election Day
Clint Morgan	403	56.05%	<div style="width: 56.05%;"><div style="width: 56.05%;"></div></div>	13	152	238
Scott Walker	316	43.95%	<div style="width: 43.95%;"><div style="width: 43.95%;"></div></div>	5	131	180
Total Votes Cast	719	100.00%	<div style="width: 100.00%;"><div style="width: 100.00%;"></div></div>	18	283	418
Overvotes	0			0	0	0
Undervotes	318			0	116	202

### REP Judge, Ct of Crim App, PI 6

Vote For 1

	TOTAL	VOTE %		Absentee	Early Voting	Election Day
Jesse F. McClure, III	658	100.00%	<div style="width: 100.00%;"><div style="width: 100.00%;"></div></div>	15	263	380
Total Votes Cast	658	100.00%	<div style="width: 100.00%;"><div style="width: 100.00%;"></div></div>	15	263	380
Overvotes	0			0	0	0
Undervotes	379			3	136	240

### REP Member, State BoE, Dist 9

Vote For 1

	TOTAL	VOTE %		Absentee	Early Voting	Election Day
Keven M. Ellis	672	100.00%	<div style="width: 100.00%;"><div style="width: 100.00%;"></div></div>	15	269	388
Total Votes Cast	672	100.00%	<div style="width: 100.00%;"><div style="width: 100.00%;"></div></div>	15	269	388
Overvotes	0			0	0	0
Undervotes	365			3	130	232

### REP State Senator, Dist 1

Vote For 1

	TOTAL	VOTE %		Absentee	Early Voting	Election Day
Bryan Hughes	761	100.00%	<div style="width: 100.00%;"><div style="width: 100.00%;"></div></div>	15	304	442
Total Votes Cast	761	100.00%	<div style="width: 100.00%;"><div style="width: 100.00%;"></div></div>	15	304	442
Overvotes	0			0	0	0
Undervotes	276			3	95	178

### REP State Rep, Dist 6

Vote For 1

	TOTAL	VOTE %		Absentee	Early Voting	Election Day
Matt Schaefer	807	86.31%	<div style="width: 86.31%;"><div style="width: 86.31%;"></div></div>	16	325	466
Charles Turner	128	13.69%	<div style="width: 13.69%;"><div style="width: 13.69%;"></div></div>	2	40	86
Total Votes Cast	935	100.00%	<div style="width: 100.00%;"><div style="width: 100.00%;"></div></div>	18	365	552
Overvotes	0			0	0	0
Undervotes	102			0	34	68

## Precinct 0041

### REP Justice, 12th Ct of App Dist, PI 2

Vote For 1

	TOTAL	VOTE %	Absentee	Early Voting	Election Day
Brian Hoyle	671	100.00%	15	269	387
Total Votes Cast	671	100.00%	15	269	387
Overvotes	0		0	0	0
Undervotes	366		3	130	233

### REP Dist Judge, 241st Judicial Dist

Vote For 1

	TOTAL	VOTE %	Absentee	Early Voting	Election Day
Debby Gunter	678	100.00%	15	270	393
Total Votes Cast	678	100.00%	15	270	393
Overvotes	0		0	0	0
Undervotes	359		3	129	227

### REP Dist Judge, 321st Judicial Dist

Vote For 1

	TOTAL	VOTE %	Absentee	Early Voting	Election Day
Robert Wilson	674	100.00%	15	267	392
Total Votes Cast	674	100.00%	15	267	392
Overvotes	0		0	0	0
Undervotes	363		3	132	228

### REP Criminal District Attorney

Vote For 1

	TOTAL	VOTE %	Absentee	Early Voting	Election Day
Jacob Putman	706	100.00%	14	275	417
Total Votes Cast	706	100.00%	14	275	417
Overvotes	0		0	0	0
Undervotes	331		4	124	203

### REP County Judge

Vote For 1

	TOTAL	VOTE %	Absentee	Early Voting	Election Day
Neal Franklin	705	100.00%	15	273	417
Total Votes Cast	705	100.00%	15	273	417
Overvotes	0		0	0	0
Undervotes	332		3	126	203

### REP Judge, County Court at Law No. 1

Vote For 1

	TOTAL	VOTE %	Absentee	Early Voting	Election Day
Jason Ellis	668	100.00%	15	259	394
Total Votes Cast	668	100.00%	15	259	394
Overvotes	0		0	0	0
Undervotes	369		3	140	226

## Precinct 0041

### REP Judge, County Court at Law No. 2

Vote For 1

	TOTAL	VOTE %	Absentee	Early Voting	Election Day
Taylor Heaton	665	100.00%	15	261	389
Total Votes Cast	665	100.00%	15	261	389
Overvotes	0		0	0	0
Undervotes	372		3	138	231

### REP Judge, County Court at Law No. 3

Vote For 1

	TOTAL	VOTE %	Absentee	Early Voting	Election Day
Sara Maynard	268	32.17%	9	99	160
Trevor M. Rose	124	14.89%	3	43	78
Clay White	441	52.94%	5	183	253
Total Votes Cast	833	100.00%	17	325	491
Overvotes	0		0	0	0
Undervotes	204		1	74	129

### REP District Clerk

Vote For 1

	TOTAL	VOTE %	Absentee	Early Voting	Election Day
Penny Clarkston	676	100.00%	14	268	394
Total Votes Cast	676	100.00%	14	268	394
Overvotes	0		0	0	0
Undervotes	361		4	131	226

### REP County Clerk

Vote For 1

	TOTAL	VOTE %	Absentee	Early Voting	Election Day
Karen Bryant Phillips	677	100.00%	14	265	398
Total Votes Cast	677	100.00%	14	265	398
Overvotes	0		0	0	0
Undervotes	360		4	134	222

### REP County Treasurer

Vote For 1

	TOTAL	VOTE %	Absentee	Early Voting	Election Day
Kelli R. White	545	78.99%	11	225	309
Jamie Boersma	145	21.01%	6	53	86
Total Votes Cast	690	100.00%	17	278	395
Overvotes	0		0	0	0
Undervotes	347		1	121	225

## Precinct 0041

### REP County Commissioner Precinct No. 1, Unexp

Vote For 1

	TOTAL	VOTE %	Absentee	Early Voting	Election Day
Pam Frederick	571	62.27%	10	240	321
Fritz Hager, Jr.	346	37.73%	7	121	218
Total Votes Cast	917	100.00%	17	361	539
Overvotes	0		0	0	0
Undervotes	120		1	38	81

### REP JOP Pct 2

Vote For 1

	TOTAL	VOTE %	Absentee	Early Voting	Election Day
Andy Dunklin	671	100.00%	15	263	393
Total Votes Cast	671	100.00%	15	263	393
Overvotes	0		0	0	0
Undervotes	366		3	136	227

### REP Constable Precinct No. 2

Vote For 1

	TOTAL	VOTE %	Absentee	Early Voting	Election Day
Deal Folmar	243	29.78%	4	105	134
Wayne Allen	318	38.97%	9	120	189
Chris Roberts	255	31.25%	4	108	143
Total Votes Cast	816	100.00%	17	333	466
Overvotes	0		0	0	0
Undervotes	221		1	66	154

### REP County Chair

Vote For 1

	TOTAL	VOTE %	Absentee	Early Voting	Election Day
David Stein	666	100.00%	14	265	387
Total Votes Cast	666	100.00%	14	265	387
Overvotes	0		0	0	0
Undervotes	371		4	134	233

### REP Proposition 1

Vote For 1

	TOTAL	VOTE %	Absentee	Early Voting	Election Day
YES	964	95.82%	16	379	569
NO	42	4.18%	1	11	30
Total Votes Cast	1,006	100.00%	17	390	599
Overvotes	0		0	0	0
Undervotes	31		1	9	21

## Precinct 0041

### REP Proposition 2

Vote For 1

	TOTAL	VOTE %		Absentee	Early Voting	Election Day
YES	758	78.47%	<div style="width: 78.47%;"><div style="width: 78.47%;"></div></div>	10	277	471
NO	208	21.53%	<div style="width: 21.53%;"><div style="width: 21.53%;"></div></div>	8	93	107
Total Votes Cast	966	100.00%	<div style="width: 100.00%;"><div style="width: 100.00%;"></div></div>	18	370	578
Overvotes	0			0	0	0
Undervotes	71			0	29	42

### REP Proposition 3

Vote For 1

	TOTAL	VOTE %		Absentee	Early Voting	Election Day
YES	961	94.68%	<div style="width: 94.68%;"><div style="width: 94.68%;"></div></div>	17	367	577
NO	54	5.32%	<div style="width: 5.32%;"><div style="width: 5.32%;"></div></div>	1	27	26
Total Votes Cast	1,015	100.00%	<div style="width: 100.00%;"><div style="width: 100.00%;"></div></div>	18	394	603
Overvotes	0			0	0	0
Undervotes	22			0	5	17

### REP Proposition 4

Vote For 1

	TOTAL	VOTE %		Absentee	Early Voting	Election Day
YES	957	95.89%	<div style="width: 95.89%;"><div style="width: 95.89%;"></div></div>	17	372	568
NO	41	4.11%	<div style="width: 4.11%;"><div style="width: 4.11%;"></div></div>	1	11	29
Total Votes Cast	998	100.00%	<div style="width: 100.00%;"><div style="width: 100.00%;"></div></div>	18	383	597
Overvotes	0			0	0	0
Undervotes	39			0	16	23

### REP Proposition 5

Vote For 1

	TOTAL	VOTE %		Absentee	Early Voting	Election Day
YES	900	90.27%	<div style="width: 90.27%;"><div style="width: 90.27%;"></div></div>	15	347	538
NO	97	9.73%	<div style="width: 9.73%;"><div style="width: 9.73%;"></div></div>	3	36	58
Total Votes Cast	997	100.00%	<div style="width: 100.00%;"><div style="width: 100.00%;"></div></div>	18	383	596
Overvotes	0			0	0	0
Undervotes	40			0	16	24

### REP Proposition 6

Vote For 1

	TOTAL	VOTE %		Absentee	Early Voting	Election Day
YES	857	88.53%	<div style="width: 88.53%;"><div style="width: 88.53%;"></div></div>	17	328	512
NO	111	11.47%	<div style="width: 11.47%;"><div style="width: 11.47%;"></div></div>	1	44	66
Total Votes Cast	968	100.00%	<div style="width: 100.00%;"><div style="width: 100.00%;"></div></div>	18	372	578
Overvotes	0			0	0	0
Undervotes	69			0	27	42



## Precinct 0041

### REP Proposition 7

Vote For 1

	TOTAL	VOTE %	Absentee	Early Voting	Election Day
YES	994	98.03%	18	388	588
NO	20	1.97%	0	6	14
Total Votes Cast	1,014	100.00%	18	394	602
Overvotes	0		0	0	0
Undervotes	23		0	5	18

### REP Proposition 8

Vote For 1

	TOTAL	VOTE %	Absentee	Early Voting	Election Day
YES	975	96.53%	18	373	584
NO	35	3.47%	0	15	20
Total Votes Cast	1,010	100.00%	18	388	604
Overvotes	0		0	0	0
Undervotes	27		0	11	16

### REP Proposition 9

Vote For 1

	TOTAL	VOTE %	Absentee	Early Voting	Election Day
YES	876	87.16%	17	338	521
NO	129	12.84%	1	49	79
Total Votes Cast	1,005	100.00%	18	387	600
Overvotes	0		0	0	0
Undervotes	32		0	12	20

### REP Proposition 10

Vote For 1

	TOTAL	VOTE %	Absentee	Early Voting	Election Day
YES	956	96.18%	17	369	570
NO	38	3.82%	1	13	24
Total Votes Cast	994	100.00%	18	382	594
Overvotes	0		0	0	0
Undervotes	43		0	17	26

## Precinct 0042

Statistics	TOTAL	Absentee	Early Voting	Election Day
Registered Voters - Total	4,095			
Ballots Cast - Total	1,330	39	843	448
Ballots Cast - Republican Party	1,178	16	762	400
Ballots Cast - Democratic Party	152	23	81	48
Ballots Cast - Blank	0	0	0	0
Voter Turnout - Total	32.48%			

### REP US Rep, District 1

Vote For 1

	TOTAL	VOTE %	Absentee	Early Voting	Election Day
Aditya "A.D." Atholi	28	2.66%	0	18	10
John Porro	34	3.24%	0	16	18
Nathaniel Moran	832	79.16%	12	560	260
Joe McDaniel	157	14.94%	3	92	62
Total Votes Cast	1,051	100.00%	15	686	350
Overvotes	0		0	0	0
Undervotes	127		1	76	50

### REP Governor

Vote For 1

	TOTAL	VOTE %	Absentee	Early Voting	Election Day
Danny Harrison	6	0.51%	1	4	1
Chad Prather	45	3.84%	0	23	22
Paul Belew	2	0.17%	0	1	1
Rick Perry	26	2.22%	0	13	13
Don Huffines	64	5.46%	0	39	25
Allen B. West	227	19.37%	0	154	73
Greg Abbott	797	68.00%	15	521	261
Kandy Kaye Horn	5	0.43%	0	4	1
Total Votes Cast	1,172	100.00%	16	759	397
Overvotes	0		0	0	0
Undervotes	6		0	3	3

### REP Lieutenant Governor

Vote For 1

	TOTAL	VOTE %	Absentee	Early Voting	Election Day
Daniel Miller	149	13.93%	1	103	45
Dan Patrick	771	72.06%	13	510	248
Todd M. Bullis	10	0.93%	0	8	2
Trayce Bradford	93	8.69%	0	58	35
Aaron Sorrells	34	3.18%	0	19	15
Zach Vance	13	1.22%	0	9	4
Total Votes Cast	1,070	100.00%	14	707	349
Overvotes	0		0	0	0
Undervotes	108		2	55	51

## Precinct 0042

### REP Attorney General

Vote For 1

	TOTAL	VOTE %	Absentee	Early Voting	Election Day
George P. Bush	111	9.59%	0	68	43
Louie Gohmert	722	62.35%	5	461	256
Ken Paxton	260	22.45%	9	169	82
Eva Guzman	65	5.61%	1	55	9
Total Votes Cast	1,158	100.00%	15	753	390
Overvotes	0		0	0	0
Undervotes	20		1	9	10

### REP Comptroller of Public Accounts

Vote For 1

	TOTAL	VOTE %	Absentee	Early Voting	Election Day
Mark V. Goloby	182	21.44%	6	114	62
Glenn Hegar	667	78.56%	7	445	215
Total Votes Cast	849	100.00%	13	559	277
Overvotes	0		0	0	0
Undervotes	329		3	203	123

### REP Comm General Land Office

Vote For 1

	TOTAL	VOTE %	Absentee	Early Voting	Election Day
Dawn Buckingham	295	34.79%	5	207	83
Don W. Minton	138	16.27%	2	93	43
Ben Armenta	15	1.77%	0	9	6
Rufus Lopez	25	2.95%	1	16	8
Tim Westley	84	9.91%	1	53	30
Jon Spiers	221	26.06%	2	155	64
Victor Avila	39	4.60%	0	26	13
Weston Martinez	31	3.66%	2	15	14
Total Votes Cast	848	100.00%	13	574	261
Overvotes	0		0	0	0
Undervotes	330		3	188	139

### REP Commissioner of Agriculture

Vote For 1

	TOTAL	VOTE %	Absentee	Early Voting	Election Day
Sid Miller	496	57.41%	6	341	149
James White	311	36.00%	4	191	116
Carey A. Council	57	6.60%	2	44	11
Total Votes Cast	864	100.00%	12	576	276
Overvotes	0		0	0	0
Undervotes	314		4	186	124

## Precinct 0042

### REP Railroad Commissioner

Vote For 1

	TOTAL	VOTE %	Absentee	Early Voting	Election Day
Tom Slocum Jr	157	18.00%	2	111	44
Marvin "Sarge" Summers	77	8.83%	0	47	30
Sarah Stogner	99	11.35%	3	64	32
Dawayne Tipton	60	6.88%	2	40	18
Wayne Christian	479	54.93%	8	336	135
Total Votes Cast	872	100.00%	15	598	259
Overvotes	0		0	0	0
Undervotes	306		1	164	141

### REP Justice, Supreme Court, PI 3

Vote For 1

	TOTAL	VOTE %	Absentee	Early Voting	Election Day
Debra Lehrmann	738	100.00%	11	499	228
Total Votes Cast	738	100.00%	11	499	228
Overvotes	0		0	0	0
Undervotes	440		5	263	172

### REP Justice, Supreme Court, PI 5

Vote For 1

	TOTAL	VOTE %	Absentee	Early Voting	Election Day
Rebeca Huddle	733	100.00%	12	497	224
Total Votes Cast	733	100.00%	12	497	224
Overvotes	0		0	0	0
Undervotes	445		4	265	176

### REP Justice, Supreme Court, PI 9

Vote For 1

	TOTAL	VOTE %	Absentee	Early Voting	Election Day
David J. Schenck	517	65.28%	10	352	155
Evan Young	275	34.72%	2	189	84
Total Votes Cast	792	100.00%	12	541	239
Overvotes	0		0	0	0
Undervotes	386		4	221	161

### REP Judge, Ct of Crim App, PI 2

Vote For 1

	TOTAL	VOTE %	Absentee	Early Voting	Election Day
Mary Lou Keel	706	100.00%	11	471	224
Total Votes Cast	706	100.00%	11	471	224
Overvotes	0		0	0	0
Undervotes	472		5	291	176

## Precinct 0042

### REP Judge, Ct of Crim App, PI 5

Vote For 1

	TOTAL	VOTE %		Absentee	Early Voting	Election Day
Clint Morgan	480	59.19%	<div style="width: 59.19%;"><div style="width: 59.19%;"></div></div>	7	319	154
Scott Walker	331	40.81%	<div style="width: 40.81%;"><div style="width: 40.81%;"></div></div>	5	222	104
Total Votes Cast	811	100.00%	<div style="width: 100.00%;"><div style="width: 100.00%;"></div></div>	12	541	258
Overvotes	0			0	0	0
Undervotes	367			4	221	142

### REP Judge, Ct of Crim App, PI 6

Vote For 1

	TOTAL	VOTE %		Absentee	Early Voting	Election Day
Jesse F. McClure, III	724	100.00%	<div style="width: 100.00%;"><div style="width: 100.00%;"></div></div>	7	482	235
Total Votes Cast	724	100.00%	<div style="width: 100.00%;"><div style="width: 100.00%;"></div></div>	7	482	235
Overvotes	0			0	0	0
Undervotes	454			9	280	165

### REP Member, State BoE, Dist 9

Vote For 1

	TOTAL	VOTE %		Absentee	Early Voting	Election Day
Keven M. Ellis	739	100.00%	<div style="width: 100.00%;"><div style="width: 100.00%;"></div></div>	7	494	238
Total Votes Cast	739	100.00%	<div style="width: 100.00%;"><div style="width: 100.00%;"></div></div>	7	494	238
Overvotes	0			0	0	0
Undervotes	439			9	268	162

### REP State Senator, Dist 1

Vote For 1

	TOTAL	VOTE %		Absentee	Early Voting	Election Day
Bryan Hughes	841	100.00%	<div style="width: 100.00%;"><div style="width: 100.00%;"></div></div>	8	564	269
Total Votes Cast	841	100.00%	<div style="width: 100.00%;"><div style="width: 100.00%;"></div></div>	8	564	269
Overvotes	0			0	0	0
Undervotes	337			8	198	131

### REP State Rep, Dist 6

Vote For 1

	TOTAL	VOTE %		Absentee	Early Voting	Election Day
Matt Schaefer	914	89.35%	<div style="width: 89.35%;"><div style="width: 89.35%;"></div></div>	11	608	295
Charles Turner	109	10.65%	<div style="width: 10.65%;"><div style="width: 10.65%;"></div></div>	1	68	40
Total Votes Cast	1,023	100.00%	<div style="width: 100.00%;"><div style="width: 100.00%;"></div></div>	12	676	335
Overvotes	0			0	0	0
Undervotes	155			4	86	65

## Precinct 0042

### REP Justice, 12th Ct of App Dist, PI 2

Vote For 1

	TOTAL	VOTE %		Absentee	Early Voting	Election Day
Brian Hoyle	748	100.00%	<div style="width: 100%; height: 10px; background-color: #ffc107;"></div>	9	498	241
Total Votes Cast	748	100.00%	<div style="width: 100%; height: 10px; background-color: #ffc107;"></div>	9	498	241
Overvotes	0			0	0	0
Undervotes	430			7	264	159

### REP Dist Judge, 241st Judicial Dist

Vote For 1

	TOTAL	VOTE %		Absentee	Early Voting	Election Day
Debby Gunter	758	100.00%	<div style="width: 100%; height: 10px; background-color: #ffc107;"></div>	9	506	243
Total Votes Cast	758	100.00%	<div style="width: 100%; height: 10px; background-color: #ffc107;"></div>	9	506	243
Overvotes	0			0	0	0
Undervotes	420			7	256	157

### REP Dist Judge, 321st Judicial Dist

Vote For 1

	TOTAL	VOTE %		Absentee	Early Voting	Election Day
Robert Wilson	753	100.00%	<div style="width: 100%; height: 10px; background-color: #ffc107;"></div>	9	501	243
Total Votes Cast	753	100.00%	<div style="width: 100%; height: 10px; background-color: #ffc107;"></div>	9	501	243
Overvotes	0			0	0	0
Undervotes	425			7	261	157

### REP Criminal District Attorney

Vote For 1

	TOTAL	VOTE %		Absentee	Early Voting	Election Day
Jacob Putman	798	100.00%	<div style="width: 100%; height: 10px; background-color: #ffc107;"></div>	9	524	265
Total Votes Cast	798	100.00%	<div style="width: 100%; height: 10px; background-color: #ffc107;"></div>	9	524	265
Overvotes	0			0	0	0
Undervotes	380			7	238	135

### REP County Judge

Vote For 1

	TOTAL	VOTE %		Absentee	Early Voting	Election Day
Neal Franklin	784	100.00%	<div style="width: 100%; height: 10px; background-color: #ffc107;"></div>	9	522	253
Total Votes Cast	784	100.00%	<div style="width: 100%; height: 10px; background-color: #ffc107;"></div>	9	522	253
Overvotes	0			0	0	0
Undervotes	394			7	240	147

### REP Judge, County Court at Law No. 1

Vote For 1

	TOTAL	VOTE %		Absentee	Early Voting	Election Day
Jason Ellis	760	100.00%	<div style="width: 100%; height: 10px; background-color: #ffc107;"></div>	8	506	246
Total Votes Cast	760	100.00%	<div style="width: 100%; height: 10px; background-color: #ffc107;"></div>	8	506	246
Overvotes	0			0	0	0
Undervotes	418			8	256	154

## Precinct 0042

### REP Judge, County Court at Law No. 2

Vote For 1

	TOTAL	VOTE %		Absentee	Early Voting	Election Day
Taylor Heaton	759	100.00%	<div style="width: 100%; height: 10px; background-color: #ffc107;"></div>	9	509	241
Total Votes Cast	759	100.00%	<div style="width: 100%; height: 10px; background-color: #ffc107;"></div>	9	509	241
Overvotes	0			0	0	0
Undervotes	419			7	253	159

### REP Judge, County Court at Law No. 3

Vote For 1

	TOTAL	VOTE %		Absentee	Early Voting	Election Day
Sara Maynard	344	38.44%	<div style="width: 38.44%; height: 10px; background-color: #ffc107;"></div>	5	247	92
Trevor M. Rose	90	10.06%	<div style="width: 10.06%; height: 10px; background-color: #ffc107;"></div>	2	55	33
Clay White	461	51.51%	<div style="width: 51.51%; height: 10px; background-color: #ffc107;"></div>	4	309	148
Total Votes Cast	895	100.00%	<div style="width: 100%; height: 10px; background-color: #ffc107;"></div>	11	611	273
Overvotes	0			0	0	0
Undervotes	283			5	151	127

### REP District Clerk

Vote For 1

	TOTAL	VOTE %		Absentee	Early Voting	Election Day
Penny Clarkston	760	100.00%	<div style="width: 100%; height: 10px; background-color: #ffc107;"></div>	9	510	241
Total Votes Cast	760	100.00%	<div style="width: 100%; height: 10px; background-color: #ffc107;"></div>	9	510	241
Overvotes	0			0	0	0
Undervotes	418			7	252	159

### REP County Clerk

Vote For 1

	TOTAL	VOTE %		Absentee	Early Voting	Election Day
Karen Bryant Phillips	749	100.00%	<div style="width: 100%; height: 10px; background-color: #ffc107;"></div>	8	503	238
Total Votes Cast	749	100.00%	<div style="width: 100%; height: 10px; background-color: #ffc107;"></div>	8	503	238
Overvotes	0			0	0	0
Undervotes	429			8	259	162

### REP County Treasurer

Vote For 1

	TOTAL	VOTE %		Absentee	Early Voting	Election Day
Kelli R. White	599	78.10%	<div style="width: 78.10%; height: 10px; background-color: #ffc107;"></div>	7	405	187
Jamie Boersma	168	21.90%	<div style="width: 21.90%; height: 10px; background-color: #ffc107;"></div>	1	111	56
Total Votes Cast	767	100.00%	<div style="width: 100%; height: 10px; background-color: #ffc107;"></div>	8	516	243
Overvotes	0			0	0	0
Undervotes	411			8	246	157

## Precinct 0042

### REP County Commissioner Precinct No. 1, Unexp

Vote For 1

	TOTAL	VOTE %		Absentee	Early Voting	Election Day
Pam Frederick	567	58.33%	<div style="width: 58.33%;"><div style="width: 58.33%;"></div></div>	5	388	174
Fritz Hager, Jr.	405	41.67%	<div style="width: 41.67%;"><div style="width: 41.67%;"></div></div>	7	259	139
Total Votes Cast	972	100.00%	<div style="width: 100.00%;"><div style="width: 100.00%;"></div></div>	12	647	313
Overvotes	0			0	0	0
Undervotes	206			4	115	87

### REP JOP Pct 2

Vote For 1

	TOTAL	VOTE %		Absentee	Early Voting	Election Day
Andy Dunklin	787	100.00%	<div style="width: 100.00%;"><div style="width: 100.00%;"></div></div>	12	528	247
Total Votes Cast	787	100.00%	<div style="width: 100.00%;"><div style="width: 100.00%;"></div></div>	12	528	247
Overvotes	0			0	0	0
Undervotes	391			4	234	153

### REP Constable Precinct No. 2

Vote For 1

	TOTAL	VOTE %		Absentee	Early Voting	Election Day
Deal Folmar	351	37.78%	<div style="width: 37.78%;"><div style="width: 37.78%;"></div></div>	6	256	89
Wayne Allen	402	43.27%	<div style="width: 43.27%;"><div style="width: 43.27%;"></div></div>	6	259	137
Chris Roberts	176	18.95%	<div style="width: 18.95%;"><div style="width: 18.95%;"></div></div>	0	110	66
Total Votes Cast	929	100.00%	<div style="width: 100.00%;"><div style="width: 100.00%;"></div></div>	12	625	292
Overvotes	0			0	0	0
Undervotes	249			4	137	108

### REP County Chair

Vote For 1

	TOTAL	VOTE %		Absentee	Early Voting	Election Day
David Stein	733	100.00%	<div style="width: 100.00%;"><div style="width: 100.00%;"></div></div>	8	488	237
Total Votes Cast	733	100.00%	<div style="width: 100.00%;"><div style="width: 100.00%;"></div></div>	8	488	237
Overvotes	0			0	0	0
Undervotes	445			8	274	163

### REP Proposition 1

Vote For 1

	TOTAL	VOTE %		Absentee	Early Voting	Election Day
YES	1,084	96.61%	<div style="width: 96.61%;"><div style="width: 96.61%;"></div></div>	14	712	358
NO	38	3.39%	<div style="width: 3.39%;"><div style="width: 3.39%;"></div></div>	1	23	14
Total Votes Cast	1,122	100.00%	<div style="width: 100.00%;"><div style="width: 100.00%;"></div></div>	15	735	372
Overvotes	0			0	0	0
Undervotes	56			1	27	28



## Precinct 0042

### REP Proposition 2

Vote For 1

	TOTAL	VOTE %		Absentee	Early Voting	Election Day
YES	881	79.30%	<div style="width: 79.30%;"><div style="width: 79.30%;"></div></div>	14	569	298
NO	230	20.70%	<div style="width: 20.70%;"><div style="width: 20.70%;"></div></div>	2	162	66
Total Votes Cast	1,111	100.00%	<div style="width: 100.00%;"><div style="width: 100.00%;"></div></div>	16	731	364
Overvotes	0			0	0	0
Undervotes	67			0	31	36

### REP Proposition 3

Vote For 1

	TOTAL	VOTE %		Absentee	Early Voting	Election Day
YES	1,067	92.78%	<div style="width: 92.78%;"><div style="width: 92.78%;"></div></div>	13	684	370
NO	83	7.22%	<div style="width: 7.22%;"><div style="width: 7.22%;"></div></div>	3	64	16
Total Votes Cast	1,150	100.00%	<div style="width: 100.00%;"><div style="width: 100.00%;"></div></div>	16	748	386
Overvotes	0			0	0	0
Undervotes	28			0	14	14

### REP Proposition 4

Vote For 1

	TOTAL	VOTE %		Absentee	Early Voting	Election Day
YES	1,084	95.34%	<div style="width: 95.34%;"><div style="width: 95.34%;"></div></div>	14	706	364
NO	53	4.66%	<div style="width: 4.66%;"><div style="width: 4.66%;"></div></div>	1	31	21
Total Votes Cast	1,137	100.00%	<div style="width: 100.00%;"><div style="width: 100.00%;"></div></div>	15	737	385
Overvotes	0			0	0	0
Undervotes	41			1	25	15

### REP Proposition 5

Vote For 1

	TOTAL	VOTE %		Absentee	Early Voting	Election Day
YES	993	88.74%	<div style="width: 88.74%;"><div style="width: 88.74%;"></div></div>	11	642	340
NO	126	11.26%	<div style="width: 11.26%;"><div style="width: 11.26%;"></div></div>	4	85	37
Total Votes Cast	1,119	100.00%	<div style="width: 100.00%;"><div style="width: 100.00%;"></div></div>	15	727	377
Overvotes	0			0	0	0
Undervotes	59			1	35	23

### REP Proposition 6

Vote For 1

	TOTAL	VOTE %		Absentee	Early Voting	Election Day
YES	950	86.29%	<div style="width: 86.29%;"><div style="width: 86.29%;"></div></div>	12	615	323
NO	151	13.71%	<div style="width: 13.71%;"><div style="width: 13.71%;"></div></div>	4	108	39
Total Votes Cast	1,101	100.00%	<div style="width: 100.00%;"><div style="width: 100.00%;"></div></div>	16	723	362
Overvotes	0			0	0	0
Undervotes	77			0	39	38

## Precinct 0042

### REP Proposition 7

Vote For 1

	TOTAL	VOTE %		Absentee	Early Voting	Election Day
YES	1,125	98.25%	<div style="width: 98.25%;"><div style="width: 98.25%;"></div></div>	15	730	380
NO	20	1.75%	<div style="width: 1.75%;"><div style="width: 1.75%;"></div></div>	1	15	4
Total Votes Cast	1,145	100.00%	<div style="width: 100.00%;"><div style="width: 100.00%;"></div></div>	16	745	384
Overvotes	0			0	0	0
Undervotes	33			0	17	16

### REP Proposition 8

Vote For 1

	TOTAL	VOTE %		Absentee	Early Voting	Election Day
YES	1,090	96.12%	<div style="width: 96.12%;"><div style="width: 96.12%;"></div></div>	14	709	367
NO	44	3.88%	<div style="width: 3.88%;"><div style="width: 3.88%;"></div></div>	1	28	15
Total Votes Cast	1,134	100.00%	<div style="width: 100.00%;"><div style="width: 100.00%;"></div></div>	15	737	382
Overvotes	0			0	0	0
Undervotes	44			1	25	18

### REP Proposition 9

Vote For 1

	TOTAL	VOTE %		Absentee	Early Voting	Election Day
YES	1,025	90.07%	<div style="width: 90.07%;"><div style="width: 90.07%;"></div></div>	14	675	336
NO	113	9.93%	<div style="width: 9.93%;"><div style="width: 9.93%;"></div></div>	2	68	43
Total Votes Cast	1,138	100.00%	<div style="width: 100.00%;"><div style="width: 100.00%;"></div></div>	16	743	379
Overvotes	0			0	0	0
Undervotes	40			0	19	21

### REP Proposition 10

Vote For 1

	TOTAL	VOTE %		Absentee	Early Voting	Election Day
YES	1,082	95.84%	<div style="width: 95.84%;"><div style="width: 95.84%;"></div></div>	13	705	364
NO	47	4.16%	<div style="width: 4.16%;"><div style="width: 4.16%;"></div></div>	1	31	15
Total Votes Cast	1,129	100.00%	<div style="width: 100.00%;"><div style="width: 100.00%;"></div></div>	14	736	379
Overvotes	0			0	0	0
Undervotes	49			2	26	21

### Precinct 0043

Statistics	TOTAL	Absentee	Early Voting	Election Day
Registered Voters - Total	1,398			
Ballots Cast - Total	354	17	210	127
Ballots Cast - Republican Party	294	10	177	107
Ballots Cast - Democratic Party	60	7	33	20
Ballots Cast - Blank	0	0	0	0
Voter Turnout - Total	25.32%			

#### REP US Rep, District 1

Vote For 1

	TOTAL	VOTE %	Absentee	Early Voting	Election Day
Aditya "A.D." Atholi	11	3.89%	0	5	6
John Porro	8	2.83%	0	4	4
Nathaniel Moran	249	87.99%	7	157	85
Joe McDaniel	15	5.30%	3	5	7
Total Votes Cast	283	100.00%	10	171	102
Overvotes	0		0	0	0
Undervotes	11		0	6	5

#### REP Governor

Vote For 1

	TOTAL	VOTE %	Absentee	Early Voting	Election Day
Danny Harrison	1	0.35%	0	1	0
Chad Prather	9	3.12%	0	4	5
Paul Belew	0	0.00%	0	0	0
Rick Perry	6	2.08%	0	4	2
Don Huffines	27	9.38%	3	14	10
Allen B. West	61	21.18%	1	36	24
Greg Abbott	182	63.19%	5	115	62
Kandy Kaye Horn	2	0.69%	1	0	1
Total Votes Cast	288	100.00%	10	174	104
Overvotes	0		0	0	0
Undervotes	6		0	3	3

#### REP Lieutenant Governor

Vote For 1

	TOTAL	VOTE %	Absentee	Early Voting	Election Day
Daniel Miller	30	11.86%	1	22	7
Dan Patrick	176	69.57%	3	108	65
Todd M. Bullis	3	1.19%	0	2	1
Trayce Bradford	31	12.25%	1	23	7
Aaron Sorrells	7	2.77%	2	2	3
Zach Vance	6	2.37%	1	2	3
Total Votes Cast	253	100.00%	8	159	86
Overvotes	1		1	0	0
Undervotes	40		1	18	21

## Precinct 0043

### REP Attorney General

Vote For 1

	TOTAL	VOTE %	Absentee	Early Voting	Election Day
George P. Bush	46	15.81%	4	21	21
Louie Gohmert	149	51.20%	3	87	59
Ken Paxton	60	20.62%	3	42	15
Eva Guzman	36	12.37%	0	26	10
Total Votes Cast	291	100.00%	10	176	105
Overvotes	0		0	0	0
Undervotes	3		0	1	2

### REP Comptroller of Public Accounts

Vote For 1

	TOTAL	VOTE %	Absentee	Early Voting	Election Day
Mark V. Goloby	38	17.92%	2	22	14
Glenn Hegar	174	82.08%	5	108	61
Total Votes Cast	212	100.00%	7	130	75
Overvotes	0		0	0	0
Undervotes	82		3	47	32

### REP Comm General Land Office

Vote For 1

	TOTAL	VOTE %	Absentee	Early Voting	Election Day
Dawn Buckingham	70	34.15%	1	54	15
Don W. Minton	43	20.98%	2	29	12
Ben Armenta	1	0.49%	0	1	0
Rufus Lopez	3	1.46%	0	1	2
Tim Westley	16	7.80%	2	5	9
Jon Spiers	50	24.39%	2	31	17
Victor Avila	16	7.80%	0	11	5
Weston Martinez	6	2.93%	0	3	3
Total Votes Cast	205	100.00%	7	135	63
Overvotes	0		0	0	0
Undervotes	89		3	42	44

### REP Commissioner of Agriculture

Vote For 1

	TOTAL	VOTE %	Absentee	Early Voting	Election Day
Sid Miller	96	43.84%	4	58	34
James White	99	45.21%	3	58	38
Carey A. Council	24	10.96%	2	17	5
Total Votes Cast	219	100.00%	9	133	77
Overvotes	0		0	0	0
Undervotes	75		1	44	30

## Precinct 0043

### REP Railroad Commissioner

Vote For 1

	TOTAL	VOTE %	Absentee	Early Voting	Election Day
Tom Slocum Jr	34	15.67%	1	18	15
Marvin "Sarge" Summers	8	3.69%	0	5	3
Sarah Stogner	20	9.22%	0	11	9
Dawayne Tipton	14	6.45%	0	13	1
Wayne Christian	141	64.98%	8	91	42
Total Votes Cast	217	100.00%	9	138	70
Overvotes	0		0	0	0
Undervotes	77		1	39	37

### REP Justice, Supreme Court, PI 3

Vote For 1

	TOTAL	VOTE %	Absentee	Early Voting	Election Day
Debra Lehrmann	186	100.00%	9	111	66
Total Votes Cast	186	100.00%	9	111	66
Overvotes	0		0	0	0
Undervotes	108		1	66	41

### REP Justice, Supreme Court, PI 5

Vote For 1

	TOTAL	VOTE %	Absentee	Early Voting	Election Day
Rebeca Huddle	184	100.00%	9	112	63
Total Votes Cast	184	100.00%	9	112	63
Overvotes	0		0	0	0
Undervotes	110		1	65	44

### REP Justice, Supreme Court, PI 9

Vote For 1

	TOTAL	VOTE %	Absentee	Early Voting	Election Day
David J. Schenck	114	59.07%	5	70	39
Evan Young	79	40.93%	4	54	21
Total Votes Cast	193	100.00%	9	124	60
Overvotes	0		0	0	0
Undervotes	101		1	53	47

### REP Judge, Ct of Crim App, PI 2

Vote For 1

	TOTAL	VOTE %	Absentee	Early Voting	Election Day
Mary Lou Keel	172	100.00%	9	106	57
Total Votes Cast	172	100.00%	9	106	57
Overvotes	0		0	0	0
Undervotes	122		1	71	50

## Precinct 0043

### REP Judge, Ct of Crim App, PI 5

Vote For 1

	TOTAL	VOTE %		Absentee	Early Voting	Election Day
Clint Morgan	94	50.00%	<div style="width: 50%;"><div style="width: 50%;"></div></div>	5	55	34
Scott Walker	94	50.00%	<div style="width: 50%;"><div style="width: 50%;"></div></div>	4	63	27
Total Votes Cast	188	100.00%	<div style="width: 100%;"><div style="width: 100%;"></div></div>	9	118	61
Overvotes	0			0	0	0
Undervotes	106			1	59	46

### REP Judge, Ct of Crim App, PI 6

Vote For 1

	TOTAL	VOTE %		Absentee	Early Voting	Election Day
Jesse F. McClure, III	174	100.00%	<div style="width: 100%;"><div style="width: 100%;"></div></div>	8	106	60
Total Votes Cast	174	100.00%	<div style="width: 100%;"><div style="width: 100%;"></div></div>	8	106	60
Overvotes	0			0	0	0
Undervotes	120			2	71	47

### REP Member, State BoE, Dist 9

Vote For 1

	TOTAL	VOTE %		Absentee	Early Voting	Election Day
Keven M. Ellis	177	100.00%	<div style="width: 100%;"><div style="width: 100%;"></div></div>	9	107	61
Total Votes Cast	177	100.00%	<div style="width: 100%;"><div style="width: 100%;"></div></div>	9	107	61
Overvotes	0			0	0	0
Undervotes	117			1	70	46

### REP State Senator, Dist 1

Vote For 1

	TOTAL	VOTE %		Absentee	Early Voting	Election Day
Bryan Hughes	222	100.00%	<div style="width: 100%;"><div style="width: 100%;"></div></div>	8	137	77
Total Votes Cast	222	100.00%	<div style="width: 100%;"><div style="width: 100%;"></div></div>	8	137	77
Overvotes	0			0	0	0
Undervotes	72			2	40	30

### REP State Rep, Dist 6

Vote For 1

	TOTAL	VOTE %		Absentee	Early Voting	Election Day
Matt Schaefer	220	86.27%	<div style="width: 86.27%;"><div style="width: 86.27%;"></div></div>	7	138	75
Charles Turner	35	13.73%	<div style="width: 13.73%;"><div style="width: 13.73%;"></div></div>	2	21	12
Total Votes Cast	255	100.00%	<div style="width: 100%;"><div style="width: 100%;"></div></div>	9	159	87
Overvotes	0			0	0	0
Undervotes	39			1	18	20

## Precinct 0043

### REP Justice, 12th Ct of App Dist, PI 2

Vote For 1

	TOTAL	VOTE %	Absentee	Early Voting	Election Day
Brian Hoyle	180	100.00%	9	107	64
Total Votes Cast	180	100.00%	9	107	64
Overvotes	0		0	0	0
Undervotes	114		1	70	43

### REP Dist Judge, 241st Judicial Dist

Vote For 1

	TOTAL	VOTE %	Absentee	Early Voting	Election Day
Debby Gunter	202	100.00%	9	128	65
Total Votes Cast	202	100.00%	9	128	65
Overvotes	0		0	0	0
Undervotes	92		1	49	42

### REP Dist Judge, 321st Judicial Dist

Vote For 1

	TOTAL	VOTE %	Absentee	Early Voting	Election Day
Robert Wilson	204	100.00%	9	126	69
Total Votes Cast	204	100.00%	9	126	69
Overvotes	0		0	0	0
Undervotes	90		1	51	38

### REP Criminal District Attorney

Vote For 1

	TOTAL	VOTE %	Absentee	Early Voting	Election Day
Jacob Putman	219	100.00%	9	134	76
Total Votes Cast	219	100.00%	9	134	76
Overvotes	0		0	0	0
Undervotes	75		1	43	31

### REP County Judge

Vote For 1

	TOTAL	VOTE %	Absentee	Early Voting	Election Day
Neal Franklin	201	100.00%	9	125	67
Total Votes Cast	201	100.00%	9	125	67
Overvotes	0		0	0	0
Undervotes	93		1	52	40

### REP Judge, County Court at Law No. 1

Vote For 1

	TOTAL	VOTE %	Absentee	Early Voting	Election Day
Jason Ellis	196	100.00%	9	124	63
Total Votes Cast	196	100.00%	9	124	63
Overvotes	0		0	0	0
Undervotes	98		1	53	44

## Precinct 0043

### REP Judge, County Court at Law No. 2

Vote For 1

	TOTAL	VOTE %		Absentee	Early Voting	Election Day
Taylor Heaton	198	100.00%	<div style="width: 100%; height: 10px; background-color: #ffc107;"></div>	9	123	66
Total Votes Cast	198	100.00%	<div style="width: 100%; height: 10px; background-color: #ffc107;"></div>	9	123	66
Overvotes	0			0	0	0
Undervotes	96			1	54	41

### REP Judge, County Court at Law No. 3

Vote For 1

	TOTAL	VOTE %		Absentee	Early Voting	Election Day
Sara Maynard	80	30.65%	<div style="width: 30.65%; height: 10px; background-color: #ffc107;"></div>	0	55	25
Trevor M. Rose	12	4.60%	<div style="width: 4.60%; height: 10px; background-color: #ffc107;"></div>	1	7	4
Clay White	169	64.75%	<div style="width: 64.75%; height: 10px; background-color: #ffc107;"></div>	8	101	60
Total Votes Cast	261	100.00%	<div style="width: 100%; height: 10px; background-color: #ffc107;"></div>	9	163	89
Overvotes	0			0	0	0
Undervotes	33			1	14	18

### REP District Clerk

Vote For 1

	TOTAL	VOTE %		Absentee	Early Voting	Election Day
Penny Clarkston	194	100.00%	<div style="width: 100%; height: 10px; background-color: #ffc107;"></div>	8	121	65
Total Votes Cast	194	100.00%	<div style="width: 100%; height: 10px; background-color: #ffc107;"></div>	8	121	65
Overvotes	0			0	0	0
Undervotes	100			2	56	42

### REP County Clerk

Vote For 1

	TOTAL	VOTE %		Absentee	Early Voting	Election Day
Karen Bryant Phillips	189	100.00%	<div style="width: 100%; height: 10px; background-color: #ffc107;"></div>	9	115	65
Total Votes Cast	189	100.00%	<div style="width: 100%; height: 10px; background-color: #ffc107;"></div>	9	115	65
Overvotes	0			0	0	0
Undervotes	105			1	62	42

### REP County Treasurer

Vote For 1

	TOTAL	VOTE %		Absentee	Early Voting	Election Day
Kelli R. White	95	48.72%	<div style="width: 48.72%; height: 10px; background-color: #ffc107;"></div>	3	61	31
Jamie Boersma	100	51.28%	<div style="width: 51.28%; height: 10px; background-color: #ffc107;"></div>	5	66	29
Total Votes Cast	195	100.00%	<div style="width: 100%; height: 10px; background-color: #ffc107;"></div>	8	127	60
Overvotes	0			0	0	0
Undervotes	99			2	50	47



## Precinct 0043

### REP County Commissioner Precinct No. 1, Unexp

Vote For 1

	TOTAL	VOTE %	Absentee	Early Voting	Election Day
Pam Frederick	113	46.50%	5	77	31
Fritz Hager, Jr.	130	53.50%	4	80	46
Total Votes Cast	243	100.00%	9	157	77
Overvotes	0		0	0	0
Undervotes	51		1	20	30

### REP JOP Pct 2

Vote For 1

	TOTAL	VOTE %	Absentee	Early Voting	Election Day
Andy Dunklin	180	100.00%	9	109	62
Total Votes Cast	180	100.00%	9	109	62
Overvotes	0		0	0	0
Undervotes	114		1	68	45

### REP Constable Precinct No. 2

Vote For 1

	TOTAL	VOTE %	Absentee	Early Voting	Election Day
Deal Folmar	35	16.75%	1	21	13
Wayne Allen	120	57.42%	3	79	38
Chris Roberts	54	25.84%	3	34	17
Total Votes Cast	209	100.00%	7	134	68
Overvotes	0		0	0	0
Undervotes	85		3	43	39

### REP County Chair

Vote For 1

	TOTAL	VOTE %	Absentee	Early Voting	Election Day
David Stein	182	100.00%	9	111	62
Total Votes Cast	182	100.00%	9	111	62
Overvotes	0		0	0	0
Undervotes	112		1	66	45

### REP Proposition 1

Vote For 1

	TOTAL	VOTE %	Absentee	Early Voting	Election Day
YES	249	88.30%	8	148	93
NO	33	11.70%	2	21	10
Total Votes Cast	282	100.00%	10	169	103
Overvotes	0		0	0	0
Undervotes	12		0	8	4

### Precinct 0043

#### REP Proposition 2

Vote For 1

	TOTAL	VOTE %		Absentee	Early Voting	Election Day
YES	163	60.37%	<div style="width: 60.37%;"><div style="width: 60.37%;"></div></div>	3	92	68
NO	107	39.63%	<div style="width: 39.63%;"><div style="width: 39.63%;"></div></div>	7	71	29
Total Votes Cast	270	100.00%	<div style="width: 100%;"><div style="width: 100%;"></div></div>	10	163	97
Overvotes	0			0	0	0
Undervotes	24			0	14	10

#### REP Proposition 3

Vote For 1

	TOTAL	VOTE %		Absentee	Early Voting	Election Day
YES	248	87.02%	<div style="width: 87.02%;"><div style="width: 87.02%;"></div></div>	6	150	92
NO	37	12.98%	<div style="width: 12.98%;"><div style="width: 12.98%;"></div></div>	4	20	13
Total Votes Cast	285	100.00%	<div style="width: 100%;"><div style="width: 100%;"></div></div>	10	170	105
Overvotes	0			0	0	0
Undervotes	9			0	7	2

#### REP Proposition 4

Vote For 1

	TOTAL	VOTE %		Absentee	Early Voting	Election Day
YES	246	86.32%	<div style="width: 86.32%;"><div style="width: 86.32%;"></div></div>	8	146	92
NO	39	13.68%	<div style="width: 13.68%;"><div style="width: 13.68%;"></div></div>	2	23	14
Total Votes Cast	285	100.00%	<div style="width: 100%;"><div style="width: 100%;"></div></div>	10	169	106
Overvotes	0			0	0	0
Undervotes	9			0	8	1

#### REP Proposition 5

Vote For 1

	TOTAL	VOTE %		Absentee	Early Voting	Election Day
YES	229	80.92%	<div style="width: 80.92%;"><div style="width: 80.92%;"></div></div>	7	135	87
NO	54	19.08%	<div style="width: 19.08%;"><div style="width: 19.08%;"></div></div>	3	33	18
Total Votes Cast	283	100.00%	<div style="width: 100%;"><div style="width: 100%;"></div></div>	10	168	105
Overvotes	0			0	0	0
Undervotes	11			0	9	2

#### REP Proposition 6

Vote For 1

	TOTAL	VOTE %		Absentee	Early Voting	Election Day
YES	178	66.67%	<div style="width: 66.67%;"><div style="width: 66.67%;"></div></div>	5	106	67
NO	89	33.33%	<div style="width: 33.33%;"><div style="width: 33.33%;"></div></div>	5	55	29
Total Votes Cast	267	100.00%	<div style="width: 100%;"><div style="width: 100%;"></div></div>	10	161	96
Overvotes	0			0	0	0
Undervotes	27			0	16	11

### Precinct 0043

#### REP Proposition 7

Vote For 1

	TOTAL	VOTE %	Absentee	Early Voting	Election Day
YES	265	93.31%	9	157	99
NO	19	6.69%	1	11	7
Total Votes Cast	284	100.00%	10	168	106
Overvotes	0		0	0	0
Undervotes	10		0	9	1

#### REP Proposition 8

Vote For 1

	TOTAL	VOTE %	Absentee	Early Voting	Election Day
YES	258	91.81%	10	151	97
NO	23	8.19%	0	15	8
Total Votes Cast	281	100.00%	10	166	105
Overvotes	0		0	0	0
Undervotes	13		0	11	2

#### REP Proposition 9

Vote For 1

	TOTAL	VOTE %	Absentee	Early Voting	Election Day
YES	239	84.45%	8	146	85
NO	44	15.55%	2	23	19
Total Votes Cast	283	100.00%	10	169	104
Overvotes	0		0	0	0
Undervotes	11		0	8	3

#### REP Proposition 10

Vote For 1

	TOTAL	VOTE %	Absentee	Early Voting	Election Day
YES	247	88.85%	9	142	96
NO	31	11.15%	1	23	7
Total Votes Cast	278	100.00%	10	165	103
Overvotes	0		0	0	0
Undervotes	16		0	12	4

## Precinct 0044

### Statistics

	TOTAL	Absentee	Early Voting	Election Day
Registered Voters - Total	4,142			
Ballots Cast - Total	858	21	481	356
Ballots Cast - Republican Party	585	6	321	258
Ballots Cast - Democratic Party	273	15	160	98
Ballots Cast - Blank	0	0	0	0
Voter Turnout - Total	20.71%			

### REP US Rep, District 1

Vote For 1

	TOTAL	VOTE %	Absentee	Early Voting	Election Day
Aditya "A.D." Atholi	23	4.37%	0	14	9
John Porro	25	4.75%	1	13	11
Nathaniel Moran	423	80.42%	5	239	179
Joe McDaniel	55	10.46%	0	26	29
Total Votes Cast	526	100.00%	6	292	228
Overvotes	0		0	0	0
Undervotes	59		0	29	30

### REP Governor

Vote For 1

	TOTAL	VOTE %	Absentee	Early Voting	Election Day
Danny Harrison	1	0.17%	0	1	0
Chad Prather	17	2.93%	0	5	12
Paul Belew	4	0.69%	0	4	0
Rick Perry	10	1.72%	0	5	5
Don Huffines	43	7.40%	0	18	25
Allen B. West	131	22.55%	3	84	44
Greg Abbott	372	64.03%	3	200	169
Kandy Kaye Horn	3	0.52%	0	2	1
Total Votes Cast	581	100.00%	6	319	256
Overvotes	0		0	0	0
Undervotes	4		0	2	2

### REP Lieutenant Governor

Vote For 1

	TOTAL	VOTE %	Absentee	Early Voting	Election Day
Daniel Miller	62	11.48%	1	25	36
Dan Patrick	391	72.41%	4	226	161
Todd M. Bullis	3	0.56%	0	2	1
Trayce Bradford	52	9.63%	1	34	17
Aaron Sorrells	18	3.33%	0	9	9
Zach Vance	14	2.59%	0	5	9
Total Votes Cast	540	100.00%	6	301	233
Overvotes	0		0	0	0
Undervotes	45		0	20	25

## Precinct 0044

### REP Attorney General

Vote For 1

	TOTAL	VOTE %	Absentee	Early Voting	Election Day
George P. Bush	42	7.32%	2	22	18
Louie Gohmert	376	65.51%	4	196	176
Ken Paxton	128	22.30%	0	80	48
Eva Guzman	28	4.88%	0	18	10
Total Votes Cast	574	100.00%	6	316	252
Overvotes	0		0	0	0
Undervotes	11		0	5	6

### REP Comptroller of Public Accounts

Vote For 1

	TOTAL	VOTE %	Absentee	Early Voting	Election Day
Mark V. Goloby	100	23.15%	0	58	42
Glenn Hegar	332	76.85%	5	195	132
Total Votes Cast	432	100.00%	5	253	174
Overvotes	0		0	0	0
Undervotes	153		1	68	84

### REP Comm General Land Office

Vote For 1

	TOTAL	VOTE %	Absentee	Early Voting	Election Day
Dawn Buckingham	149	32.89%	2	100	47
Don W. Minton	77	17.00%	0	40	37
Ben Armenta	9	1.99%	0	5	4
Rufus Lopez	7	1.55%	0	5	2
Tim Westley	57	12.58%	1	27	29
Jon Spiers	121	26.71%	2	66	53
Victor Avila	22	4.86%	0	11	11
Weston Martinez	11	2.43%	0	9	2
Total Votes Cast	453	100.00%	5	263	185
Overvotes	0		0	0	0
Undervotes	132		1	58	73

### REP Commissioner of Agriculture

Vote For 1

	TOTAL	VOTE %	Absentee	Early Voting	Election Day
Sid Miller	269	58.10%	3	151	115
James White	167	36.07%	3	93	71
Carey A. Council	27	5.83%	0	12	15
Total Votes Cast	463	100.00%	6	256	201
Overvotes	0		0	0	0
Undervotes	122		0	65	57

## Precinct 0044

### REP Railroad Commissioner

Vote For 1

	TOTAL	VOTE %	Absentee	Early Voting	Election Day
Tom Slocum Jr	79	17.36%	0	44	35
Marvin "Sarge" Summers	43	9.45%	0	19	24
Sarah Stogner	54	11.87%	2	31	21
Dawayne Tipton	21	4.62%	0	9	12
Wayne Christian	258	56.70%	2	157	99
<b>Total Votes Cast</b>	<b>455</b>	<b>100.00%</b>	<b>4</b>	<b>260</b>	<b>191</b>
Overvotes	0		0	0	0
Undervotes	130		2	61	67

### REP Justice, Supreme Court, PI 3

Vote For 1

	TOTAL	VOTE %	Absentee	Early Voting	Election Day
Debra Lehrmann	383	100.00%	4	213	166
<b>Total Votes Cast</b>	<b>383</b>	<b>100.00%</b>	<b>4</b>	<b>213</b>	<b>166</b>
Overvotes	0		0	0	0
Undervotes	202		2	108	92

### REP Justice, Supreme Court, PI 5

Vote For 1

	TOTAL	VOTE %	Absentee	Early Voting	Election Day
Rebeca Huddle	378	100.00%	4	211	163
<b>Total Votes Cast</b>	<b>378</b>	<b>100.00%</b>	<b>4</b>	<b>211</b>	<b>163</b>
Overvotes	0		0	0	0
Undervotes	207		2	110	95

### REP Justice, Supreme Court, PI 9

Vote For 1

	TOTAL	VOTE %	Absentee	Early Voting	Election Day
David J. Schenck	260	62.20%	2	153	105
Evan Young	158	37.80%	2	92	64
<b>Total Votes Cast</b>	<b>418</b>	<b>100.00%</b>	<b>4</b>	<b>245</b>	<b>169</b>
Overvotes	0		0	0	0
Undervotes	167		2	76	89

### REP Judge, Ct of Crim App, PI 2

Vote For 1

	TOTAL	VOTE %	Absentee	Early Voting	Election Day
Mary Lou Keel	368	100.00%	4	209	155
<b>Total Votes Cast</b>	<b>368</b>	<b>100.00%</b>	<b>4</b>	<b>209</b>	<b>155</b>
Overvotes	0		0	0	0
Undervotes	217		2	112	103

## Precinct 0044

### REP Judge, Ct of Crim App, PI 5

Vote For 1

	TOTAL	VOTE %		Absentee	Early Voting	Election Day
Clint Morgan	240	54.30%	<div style="width: 54.30%;"><div style="width: 54.30%;"></div></div>	1	140	99
Scott Walker	202	45.70%	<div style="width: 45.70%;"><div style="width: 45.70%;"></div></div>	4	113	85
Total Votes Cast	442	100.00%	<div style="width: 100.00%;"><div style="width: 100.00%;"></div></div>	5	253	184
Overvotes	0			0	0	0
Undervotes	143			1	68	74

### REP Judge, Ct of Crim App, PI 6

Vote For 1

	TOTAL	VOTE %		Absentee	Early Voting	Election Day
Jesse F. McClure, III	381	100.00%	<div style="width: 100.00%;"><div style="width: 100.00%;"></div></div>	3	214	164
Total Votes Cast	381	100.00%	<div style="width: 100.00%;"><div style="width: 100.00%;"></div></div>	3	214	164
Overvotes	0			0	0	0
Undervotes	204			3	107	94

### REP Member, State BoE, Dist 9

Vote For 1

	TOTAL	VOTE %		Absentee	Early Voting	Election Day
Keven M. Ellis	386	100.00%	<div style="width: 100.00%;"><div style="width: 100.00%;"></div></div>	3	220	163
Total Votes Cast	386	100.00%	<div style="width: 100.00%;"><div style="width: 100.00%;"></div></div>	3	220	163
Overvotes	0			0	0	0
Undervotes	199			3	101	95

### REP State Senator, Dist 1

Vote For 1

	TOTAL	VOTE %		Absentee	Early Voting	Election Day
Bryan Hughes	443	100.00%	<div style="width: 100.00%;"><div style="width: 100.00%;"></div></div>	4	252	187
Total Votes Cast	443	100.00%	<div style="width: 100.00%;"><div style="width: 100.00%;"></div></div>	4	252	187
Overvotes	0			0	0	0
Undervotes	142			2	69	71

### REP State Rep, Dist 6

Vote For 1

	TOTAL	VOTE %		Absentee	Early Voting	Election Day
Matt Schaefer	458	89.45%	<div style="width: 89.45%;"><div style="width: 89.45%;"></div></div>	4	261	193
Charles Turner	54	10.55%	<div style="width: 10.55%;"><div style="width: 10.55%;"></div></div>	0	29	25
Total Votes Cast	512	100.00%	<div style="width: 100.00%;"><div style="width: 100.00%;"></div></div>	4	290	218
Overvotes	0			0	0	0
Undervotes	73			2	31	40

## Precinct 0044

### REP Justice, 12th Ct of App Dist, PI 2

Vote For 1

	TOTAL	VOTE %	Absentee	Early Voting	Election Day
Brian Hoyle	384	100.00%	3	218	163
Total Votes Cast	384	100.00%	3	218	163
Overvotes	0		0	0	0
Undervotes	201		3	103	95

### REP Dist Judge, 241st Judicial Dist

Vote For 1

	TOTAL	VOTE %	Absentee	Early Voting	Election Day
Debby Gunter	374	100.00%	3	217	154
Total Votes Cast	374	100.00%	3	217	154
Overvotes	0		0	0	0
Undervotes	211		3	104	104

### REP Dist Judge, 321st Judicial Dist

Vote For 1

	TOTAL	VOTE %	Absentee	Early Voting	Election Day
Robert Wilson	377	100.00%	3	212	162
Total Votes Cast	377	100.00%	3	212	162
Overvotes	0		0	0	0
Undervotes	208		3	109	96

### REP Criminal District Attorney

Vote For 1

	TOTAL	VOTE %	Absentee	Early Voting	Election Day
Jacob Putman	409	100.00%	3	232	174
Total Votes Cast	409	100.00%	3	232	174
Overvotes	0		0	0	0
Undervotes	176		3	89	84

### REP County Judge

Vote For 1

	TOTAL	VOTE %	Absentee	Early Voting	Election Day
Neal Franklin	394	100.00%	4	226	164
Total Votes Cast	394	100.00%	4	226	164
Overvotes	0		0	0	0
Undervotes	191		2	95	94

### REP Judge, County Court at Law No. 1

Vote For 1

	TOTAL	VOTE %	Absentee	Early Voting	Election Day
Jason Ellis	379	100.00%	3	213	163
Total Votes Cast	379	100.00%	3	213	163
Overvotes	0		0	0	0
Undervotes	206		3	108	95



## Precinct 0044

### REP Judge, County Court at Law No. 2

Vote For 1

	TOTAL	VOTE %		Absentee	Early Voting	Election Day
Taylor Heaton	373	100.00%	<div style="width: 100%; height: 10px; background-color: #ffc107;"></div>	3	213	157
Total Votes Cast	373	100.00%	<div style="width: 100%; height: 10px; background-color: #ffc107;"></div>	3	213	157
Overvotes	0			0	0	0
Undervotes	212			3	108	101

### REP Judge, County Court at Law No. 3

Vote For 1

	TOTAL	VOTE %		Absentee	Early Voting	Election Day
Sara Maynard	172	38.31%	<div style="width: 38.31%; height: 10px; background-color: #ffc107;"></div>	2	105	65
Trevor M. Rose	75	16.70%	<div style="width: 16.70%; height: 10px; background-color: #ffc107;"></div>	1	36	38
Clay White	202	44.99%	<div style="width: 44.99%; height: 10px; background-color: #ffc107;"></div>	0	118	84
Total Votes Cast	449	100.00%	<div style="width: 100%; height: 10px; background-color: #ffc107;"></div>	3	259	187
Overvotes	0			0	0	0
Undervotes	136			3	62	71

### REP District Clerk

Vote For 1

	TOTAL	VOTE %		Absentee	Early Voting	Election Day
Penny Clarkston	387	100.00%	<div style="width: 100%; height: 10px; background-color: #ffc107;"></div>	4	219	164
Total Votes Cast	387	100.00%	<div style="width: 100%; height: 10px; background-color: #ffc107;"></div>	4	219	164
Overvotes	0			0	0	0
Undervotes	198			2	102	94

### REP County Clerk

Vote For 1

	TOTAL	VOTE %		Absentee	Early Voting	Election Day
Karen Bryant Phillips	391	100.00%	<div style="width: 100%; height: 10px; background-color: #ffc107;"></div>	3	222	166
Total Votes Cast	391	100.00%	<div style="width: 100%; height: 10px; background-color: #ffc107;"></div>	3	222	166
Overvotes	0			0	0	0
Undervotes	194			3	99	92

### REP County Treasurer

Vote For 1

	TOTAL	VOTE %		Absentee	Early Voting	Election Day
Kelli R. White	312	80.62%	<div style="width: 80.62%; height: 10px; background-color: #ffc107;"></div>	2	179	131
Jamie Boersma	75	19.38%	<div style="width: 19.38%; height: 10px; background-color: #ffc107;"></div>	0	47	28
Total Votes Cast	387	100.00%	<div style="width: 100%; height: 10px; background-color: #ffc107;"></div>	2	226	159
Overvotes	0			0	0	0
Undervotes	198			4	95	99

## Precinct 0044

### REP JOP Pct 2

Vote For 1

	TOTAL	VOTE %		Absentee	Early Voting	Election Day
Andy Dunklin	386	100.00%	<div style="width: 100%; height: 10px; background-color: #ffc107;"></div>	4	218	164
Total Votes Cast	386	100.00%	<div style="width: 100%; height: 10px; background-color: #ffc107;"></div>	4	218	164
Overvotes	0			0	0	0
Undervotes	199			2	103	94

### REP Constable Precinct No. 2

Vote For 1

	TOTAL	VOTE %		Absentee	Early Voting	Election Day
Deal Folmar	98	23.28%	<div style="width: 23.28%; height: 10px; background-color: #ffc107;"></div>	1	60	37
Wayne Allen	202	47.98%	<div style="width: 47.98%; height: 10px; background-color: #ffc107;"></div>	3	113	86
Chris Roberts	121	28.74%	<div style="width: 28.74%; height: 10px; background-color: #ffc107;"></div>	0	71	50
Total Votes Cast	421	100.00%	<div style="width: 100%; height: 10px; background-color: #ffc107;"></div>	4	244	173
Overvotes	0			0	0	0
Undervotes	164			2	77	85

### REP County Chair

Vote For 1

	TOTAL	VOTE %		Absentee	Early Voting	Election Day
David Stein	376	100.00%	<div style="width: 100%; height: 10px; background-color: #ffc107;"></div>	4	210	162
Total Votes Cast	376	100.00%	<div style="width: 100%; height: 10px; background-color: #ffc107;"></div>	4	210	162
Overvotes	0			0	0	0
Undervotes	209			2	111	96

### REP Proposition 1

Vote For 1

	TOTAL	VOTE %		Absentee	Early Voting	Election Day
YES	541	96.95%	<div style="width: 96.95%; height: 10px; background-color: #ffc107;"></div>	6	294	241
NO	17	3.05%	<div style="width: 3.05%; height: 10px; background-color: #6c757d;"></div>	0	10	7
Total Votes Cast	558	100.00%	<div style="width: 100%; height: 10px; background-color: #ffc107;"></div>	6	304	248
Overvotes	0			0	0	0
Undervotes	27			0	17	10

### REP Proposition 2

Vote For 1

	TOTAL	VOTE %		Absentee	Early Voting	Election Day
YES	467	83.69%	<div style="width: 83.69%; height: 10px; background-color: #ffc107;"></div>	5	256	206
NO	91	16.31%	<div style="width: 16.31%; height: 10px; background-color: #6c757d;"></div>	0	46	45
Total Votes Cast	558	100.00%	<div style="width: 100%; height: 10px; background-color: #ffc107;"></div>	5	302	251
Overvotes	0			0	0	0
Undervotes	27			1	19	7

## Precinct 0044

### REP Proposition 3

Vote For 1

	TOTAL	VOTE %	Absentee	Early Voting	Election Day
YES	540	94.57%	4	291	245
NO	31	5.43%	1	18	12
Total Votes Cast	571	100.00%	5	309	257
Overvotes	0		0	0	0
Undervotes	14		1	12	1

### REP Proposition 4

Vote For 1

	TOTAL	VOTE %	Absentee	Early Voting	Election Day
YES	538	95.05%	6	288	244
NO	28	4.95%	0	18	10
Total Votes Cast	566	100.00%	6	306	254
Overvotes	0		0	0	0
Undervotes	19		0	15	4

### REP Proposition 5

Vote For 1

	TOTAL	VOTE %	Absentee	Early Voting	Election Day
YES	512	91.59%	5	274	233
NO	47	8.41%	1	26	20
Total Votes Cast	559	100.00%	6	300	253
Overvotes	0		0	0	0
Undervotes	26		0	21	5

### REP Proposition 6

Vote For 1

	TOTAL	VOTE %	Absentee	Early Voting	Election Day
YES	481	86.98%	4	267	210
NO	72	13.02%	2	31	39
Total Votes Cast	553	100.00%	6	298	249
Overvotes	0		0	0	0
Undervotes	32		0	23	9

### REP Proposition 7

Vote For 1

	TOTAL	VOTE %	Absentee	Early Voting	Election Day
YES	566	98.95%	6	305	255
NO	6	1.05%	0	5	1
Total Votes Cast	572	100.00%	6	310	256
Overvotes	0		0	0	0
Undervotes	13		0	11	2

## Precinct 0044

### REP Proposition 8

Vote For 1

	TOTAL	VOTE %		Absentee	Early Voting	Election Day
YES	548	96.65%	<div style="width: 96.65%; background-color: #f0e68c;"></div>	5	294	249
NO	19	3.35%	<div style="width: 3.35%; background-color: #d3d3d3;"></div>	0	15	4
Total Votes Cast	567	100.00%	<div style="width: 100.00%; background-color: #f0e68c;"></div>	5	309	253
Overvotes	0			0	0	0
Undervotes	18			1	12	5

### REP Proposition 9

Vote For 1

	TOTAL	VOTE %		Absentee	Early Voting	Election Day
YES	538	94.06%	<div style="width: 94.06%; background-color: #f0e68c;"></div>	6	293	239
NO	34	5.94%	<div style="width: 5.94%; background-color: #d3d3d3;"></div>	0	18	16
Total Votes Cast	572	100.00%	<div style="width: 100.00%; background-color: #f0e68c;"></div>	6	311	255
Overvotes	0			0	0	0
Undervotes	13			0	10	3

### REP Proposition 10

Vote For 1

	TOTAL	VOTE %		Absentee	Early Voting	Election Day
YES	548	96.99%	<div style="width: 96.99%; background-color: #f0e68c;"></div>	6	300	242
NO	17	3.01%	<div style="width: 3.01%; background-color: #d3d3d3;"></div>	0	7	10
Total Votes Cast	565	100.00%	<div style="width: 100.00%; background-color: #f0e68c;"></div>	6	307	252
Overvotes	0			0	0	0
Undervotes	20			0	14	6

## Precinct 0045

Statistics	TOTAL	Absentee	Early Voting	Election Day
Registered Voters - Total	2,002			
Ballots Cast - Total	583	8	338	237
Ballots Cast - Republican Party	528	3	302	223
Ballots Cast - Democratic Party	55	5	36	14
Ballots Cast - Blank	0	0	0	0
Voter Turnout - Total	29.12%			

### REP US Rep, District 1

Vote For 1

	TOTAL	VOTE %	Absentee	Early Voting	Election Day
Aditya "A.D." Atholi	12	2.35%	0	4	8
John Porro	13	2.55%	0	9	4
Nathaniel Moran	448	87.84%	2	263	183
Joe McDaniel	37	7.25%	1	19	17
Total Votes Cast	510	100.00%	3	295	212
Overvotes	0		0	0	0
Undervotes	18		0	7	11

### REP Governor

Vote For 1

	TOTAL	VOTE %	Absentee	Early Voting	Election Day
Danny Harrison	1	0.19%	0	1	0
Chad Prather	10	1.90%	0	5	5
Paul Belew	0	0.00%	0	0	0
Rick Perry	10	1.90%	0	4	6
Don Huffines	36	6.86%	0	18	18
Allen B. West	82	15.62%	0	47	35
Greg Abbott	383	72.95%	2	225	156
Kandy Kaye Horn	3	0.57%	1	1	1
Total Votes Cast	525	100.00%	3	301	221
Overvotes	0		0	0	0
Undervotes	3		0	1	2

### REP Lieutenant Governor

Vote For 1

	TOTAL	VOTE %	Absentee	Early Voting	Election Day
Daniel Miller	61	12.47%	0	37	24
Dan Patrick	374	76.48%	2	216	156
Todd M. Bullis	1	0.20%	0	0	1
Trayce Bradford	39	7.98%	0	27	12
Aaron Sorrells	11	2.25%	0	3	8
Zach Vance	3	0.61%	1	1	1
Total Votes Cast	489	100.00%	3	284	202
Overvotes	0		0	0	0
Undervotes	39		0	18	21

## Precinct 0045

### REP Attorney General

Vote For 1

	TOTAL	VOTE %		Absentee	Early Voting	Election Day
George P. Bush	47	9.00%	<div style="width: 9.00%;"></div>	0	25	22
Louie Gohmert	328	62.84%	<div style="width: 62.84%;"></div>	1	175	152
Ken Paxton	115	22.03%	<div style="width: 22.03%;"></div>	0	79	36
Eva Guzman	32	6.13%	<div style="width: 6.13%;"></div>	2	21	9
Total Votes Cast	522	100.00%	<div style="width: 100.00%;"></div>	3	300	219
Overvotes	0			0	0	0
Undervotes	6			0	2	4

### REP Comptroller of Public Accounts

Vote For 1

	TOTAL	VOTE %		Absentee	Early Voting	Election Day
Mark V. Goloby	96	23.36%	<div style="width: 23.36%;"></div>	1	52	43
Glenn Hegar	315	76.64%	<div style="width: 76.64%;"></div>	2	186	127
Total Votes Cast	411	100.00%	<div style="width: 100.00%;"></div>	3	238	170
Overvotes	0			0	0	0
Undervotes	117			0	64	53

### REP Comm General Land Office

Vote For 1

	TOTAL	VOTE %		Absentee	Early Voting	Election Day
Dawn Buckingham	155	39.74%	<div style="width: 39.74%;"></div>	1	100	54
Don W. Minton	76	19.49%	<div style="width: 19.49%;"></div>	2	44	30
Ben Armenta	7	1.79%	<div style="width: 1.79%;"></div>	0	4	3
Rufus Lopez	5	1.28%	<div style="width: 1.28%;"></div>	0	2	3
Tim Westley	39	10.00%	<div style="width: 10.00%;"></div>	0	14	25
Jon Spiers	90	23.08%	<div style="width: 23.08%;"></div>	0	52	38
Victor Avila	8	2.05%	<div style="width: 2.05%;"></div>	0	5	3
Weston Martinez	10	2.56%	<div style="width: 2.56%;"></div>	0	5	5
Total Votes Cast	390	100.00%	<div style="width: 100.00%;"></div>	3	226	161
Overvotes	0			0	0	0
Undervotes	138			0	76	62

### REP Commissioner of Agriculture

Vote For 1

	TOTAL	VOTE %		Absentee	Early Voting	Election Day
Sid Miller	211	51.34%	<div style="width: 51.34%;"></div>	1	120	90
James White	176	42.82%	<div style="width: 42.82%;"></div>	0	107	69
Carey A. Council	24	5.84%	<div style="width: 5.84%;"></div>	2	14	8
Total Votes Cast	411	100.00%	<div style="width: 100.00%;"></div>	3	241	167
Overvotes	0			0	0	0
Undervotes	117			0	61	56

## Precinct 0045

### REP Railroad Commissioner

Vote For 1

	TOTAL	VOTE %	Absentee	Early Voting	Election Day
Tom Slocum Jr	79	19.75%	1	38	40
Marvin "Sarge" Summers	29	7.25%	0	17	12
Sarah Stogner	45	11.25%	0	30	15
Dawayne Tipton	23	5.75%	1	12	10
Wayne Christian	224	56.00%	1	142	81
Total Votes Cast	400	100.00%	3	239	158
Overvotes	0		0	0	0
Undervotes	128		0	63	65

### REP Justice, Supreme Court, PI 3

Vote For 1

	TOTAL	VOTE %	Absentee	Early Voting	Election Day
Debra Lehrmann	360	100.00%	2	209	149
Total Votes Cast	360	100.00%	2	209	149
Overvotes	0		0	0	0
Undervotes	168		1	93	74

### REP Justice, Supreme Court, PI 5

Vote For 1

	TOTAL	VOTE %	Absentee	Early Voting	Election Day
Rebeca Huddle	355	100.00%	2	205	148
Total Votes Cast	355	100.00%	2	205	148
Overvotes	0		0	0	0
Undervotes	173		1	97	75

### REP Justice, Supreme Court, PI 9

Vote For 1

	TOTAL	VOTE %	Absentee	Early Voting	Election Day
David J. Schenck	224	60.54%	2	129	93
Evan Young	146	39.46%	1	91	54
Total Votes Cast	370	100.00%	3	220	147
Overvotes	0		0	0	0
Undervotes	158		0	82	76

### REP Judge, Ct of Crim App, PI 2

Vote For 1

	TOTAL	VOTE %	Absentee	Early Voting	Election Day
Mary Lou Keel	334	100.00%	2	195	137
Total Votes Cast	334	100.00%	2	195	137
Overvotes	0		0	0	0
Undervotes	194		1	107	86

## Precinct 0045

### REP Judge, Ct of Crim App, PI 5

Vote For 1

	TOTAL	VOTE %		Absentee	Early Voting	Election Day
Clint Morgan	197	54.72%	<div style="width: 54.72%;"><div style="width: 54.72%;"></div></div>	3	111	83
Scott Walker	163	45.28%	<div style="width: 45.28%;"><div style="width: 45.28%;"></div></div>	0	101	62
Total Votes Cast	360	100.00%	<div style="width: 100.00%;"><div style="width: 100.00%;"></div></div>	3	212	145
Overvotes	0			0	0	0
Undervotes	168			0	90	78

### REP Judge, Ct of Crim App, PI 6

Vote For 1

	TOTAL	VOTE %		Absentee	Early Voting	Election Day
Jesse F. McClure, III	352	100.00%	<div style="width: 100.00%;"><div style="width: 100.00%;"></div></div>	2	206	144
Total Votes Cast	352	100.00%	<div style="width: 100.00%;"><div style="width: 100.00%;"></div></div>	2	206	144
Overvotes	0			0	0	0
Undervotes	176			1	96	79

### REP Member, State BoE, Dist 9

Vote For 1

	TOTAL	VOTE %		Absentee	Early Voting	Election Day
Keven M. Ellis	349	100.00%	<div style="width: 100.00%;"><div style="width: 100.00%;"></div></div>	2	201	146
Total Votes Cast	349	100.00%	<div style="width: 100.00%;"><div style="width: 100.00%;"></div></div>	2	201	146
Overvotes	0			0	0	0
Undervotes	179			1	101	77

### REP State Senator, Dist 1

Vote For 1

	TOTAL	VOTE %		Absentee	Early Voting	Election Day
Bryan Hughes	411	100.00%	<div style="width: 100.00%;"><div style="width: 100.00%;"></div></div>	2	241	168
Total Votes Cast	411	100.00%	<div style="width: 100.00%;"><div style="width: 100.00%;"></div></div>	2	241	168
Overvotes	0			0	0	0
Undervotes	117			1	61	55

### REP State Rep, Dist 6

Vote For 1

	TOTAL	VOTE %		Absentee	Early Voting	Election Day
Matt Schaefer	430	90.15%	<div style="width: 90.15%;"><div style="width: 90.15%;"></div></div>	2	250	178
Charles Turner	47	9.85%	<div style="width: 9.85%;"><div style="width: 9.85%;"></div></div>	1	22	24
Total Votes Cast	477	100.00%	<div style="width: 100.00%;"><div style="width: 100.00%;"></div></div>	3	272	202
Overvotes	0			0	0	0
Undervotes	51			0	30	21



## Precinct 0045

### REP Justice, 12th Ct of App Dist, PI 2

Vote For 1

	TOTAL	VOTE %	Absentee	Early Voting	Election Day
Brian Hoyle	358	100.00%	2	212	144
Total Votes Cast	358	100.00%	2	212	144
Overvotes	0		0	0	0
Undervotes	170		1	90	79

### REP Dist Judge, 241st Judicial Dist

Vote For 1

	TOTAL	VOTE %	Absentee	Early Voting	Election Day
Debby Gunter	366	100.00%	2	216	148
Total Votes Cast	366	100.00%	2	216	148
Overvotes	0		0	0	0
Undervotes	162		1	86	75

### REP Dist Judge, 321st Judicial Dist

Vote For 1

	TOTAL	VOTE %	Absentee	Early Voting	Election Day
Robert Wilson	370	100.00%	2	216	152
Total Votes Cast	370	100.00%	2	216	152
Overvotes	0		0	0	0
Undervotes	158		1	86	71

### REP Criminal District Attorney

Vote For 1

	TOTAL	VOTE %	Absentee	Early Voting	Election Day
Jacob Putman	386	100.00%	2	229	155
Total Votes Cast	386	100.00%	2	229	155
Overvotes	0		0	0	0
Undervotes	142		1	73	68

### REP County Judge

Vote For 1

	TOTAL	VOTE %	Absentee	Early Voting	Election Day
Neal Franklin	367	100.00%	2	218	147
Total Votes Cast	367	100.00%	2	218	147
Overvotes	0		0	0	0
Undervotes	161		1	84	76

### REP Judge, County Court at Law No. 1

Vote For 1

	TOTAL	VOTE %	Absentee	Early Voting	Election Day
Jason Ellis	369	100.00%	2	214	153
Total Votes Cast	369	100.00%	2	214	153
Overvotes	0		0	0	0
Undervotes	159		1	88	70

## Precinct 0045

### REP Judge, County Court at Law No. 2

Vote For 1

	TOTAL	VOTE %		Absentee	Early Voting	Election Day
Taylor Heaton	359	100.00%	<div style="width: 100%; height: 10px; background-color: #ffc107;"></div>	2	211	146
Total Votes Cast	359	100.00%	<div style="width: 100%; height: 10px; background-color: #ffc107;"></div>	2	211	146
Overvotes	0			0	0	0
Undervotes	169			1	91	77

### REP Judge, County Court at Law No. 3

Vote For 1

	TOTAL	VOTE %		Absentee	Early Voting	Election Day
Sara Maynard	129	30.35%	<div style="width: 30.35%; height: 10px; background-color: #ffc107;"></div>	1	76	52
Trevor M. Rose	42	9.88%	<div style="width: 9.88%; height: 10px; background-color: #ffc107;"></div>	2	24	16
Clay White	254	59.76%	<div style="width: 59.76%; height: 10px; background-color: #ffc107;"></div>	0	150	104
Total Votes Cast	425	100.00%	<div style="width: 100%; height: 10px; background-color: #ffc107;"></div>	3	250	172
Overvotes	0			0	0	0
Undervotes	103			0	52	51

### REP District Clerk

Vote For 1

	TOTAL	VOTE %		Absentee	Early Voting	Election Day
Penny Clarkston	366	100.00%	<div style="width: 100%; height: 10px; background-color: #ffc107;"></div>	2	213	151
Total Votes Cast	366	100.00%	<div style="width: 100%; height: 10px; background-color: #ffc107;"></div>	2	213	151
Overvotes	0			0	0	0
Undervotes	162			1	89	72

### REP County Clerk

Vote For 1

	TOTAL	VOTE %		Absentee	Early Voting	Election Day
Karen Bryant Phillips	368	100.00%	<div style="width: 100%; height: 10px; background-color: #ffc107;"></div>	2	214	152
Total Votes Cast	368	100.00%	<div style="width: 100%; height: 10px; background-color: #ffc107;"></div>	2	214	152
Overvotes	0			0	0	0
Undervotes	160			1	88	71

### REP County Treasurer

Vote For 1

	TOTAL	VOTE %		Absentee	Early Voting	Election Day
Kelli R. White	260	69.52%	<div style="width: 69.52%; height: 10px; background-color: #ffc107;"></div>	1	161	98
Jamie Boersma	114	30.48%	<div style="width: 30.48%; height: 10px; background-color: #ffc107;"></div>	2	55	57
Total Votes Cast	374	100.00%	<div style="width: 100%; height: 10px; background-color: #ffc107;"></div>	3	216	155
Overvotes	0			0	0	0
Undervotes	154			0	86	68

## Precinct 0045

### REP County Commissioner Pct 2

Vote For 1

	TOTAL	VOTE %		Absentee	Early Voting	Election Day
Mike Adams	190	40.95%	<div style="width: 40.95%;"><div style="width: 40.95%;"></div></div>	0	120	70
Anwar Khalifa	29	6.25%	<div style="width: 6.25%;"><div style="width: 6.25%;"></div></div>	0	14	15
John Moore	245	52.80%	<div style="width: 52.80%;"><div style="width: 52.80%;"></div></div>	3	140	102
Total Votes Cast	464	100.00%	<div style="width: 100.00%;"><div style="width: 100.00%;"></div></div>	3	274	187
Overvotes	0			0	0	0
Undervotes	64			0	28	36

### REP JOP Pct 3

Vote For 1

	TOTAL	VOTE %		Absentee	Early Voting	Election Day
James L. Meredith	371	100.00%	<div style="width: 100.00%;"><div style="width: 100.00%;"></div></div>	2	219	150
Total Votes Cast	371	100.00%	<div style="width: 100.00%;"><div style="width: 100.00%;"></div></div>	2	219	150
Overvotes	0			0	0	0
Undervotes	157			1	83	73

### REP County Chair

Vote For 1

	TOTAL	VOTE %		Absentee	Early Voting	Election Day
David Stein	369	100.00%	<div style="width: 100.00%;"><div style="width: 100.00%;"></div></div>	2	218	149
Total Votes Cast	369	100.00%	<div style="width: 100.00%;"><div style="width: 100.00%;"></div></div>	2	218	149
Overvotes	0			0	0	0
Undervotes	159			1	84	74

### REP Proposition 1

Vote For 1

	TOTAL	VOTE %		Absentee	Early Voting	Election Day
YES	495	96.30%	<div style="width: 96.30%;"><div style="width: 96.30%;"></div></div>	3	281	211
NO	19	3.70%	<div style="width: 3.70%;"><div style="width: 3.70%;"></div></div>	0	14	5
Total Votes Cast	514	100.00%	<div style="width: 100.00%;"><div style="width: 100.00%;"></div></div>	3	295	216
Overvotes	0			0	0	0
Undervotes	14			0	7	7

### REP Proposition 2

Vote For 1

	TOTAL	VOTE %		Absentee	Early Voting	Election Day
YES	384	76.95%	<div style="width: 76.95%;"><div style="width: 76.95%;"></div></div>	2	218	164
NO	115	23.05%	<div style="width: 23.05%;"><div style="width: 23.05%;"></div></div>	1	65	49
Total Votes Cast	499	100.00%	<div style="width: 100.00%;"><div style="width: 100.00%;"></div></div>	3	283	213
Overvotes	0			0	0	0
Undervotes	29			0	19	10

## Precinct 0045

### REP Proposition 3

Vote For 1

	TOTAL	VOTE %		Absentee	Early Voting	Election Day
YES	476	91.71%	<div style="width: 91.71%;"><div style="width: 91.71%;"></div></div>	2	276	198
NO	43	8.29%	<div style="width: 8.29%;"><div style="width: 8.29%;"></div></div>	1	21	21
Total Votes Cast	519	100.00%	<div style="width: 100.00%;"><div style="width: 100.00%;"></div></div>	3	297	219
Overvotes	0			0	0	0
Undervotes	9			0	5	4

### REP Proposition 4

Vote For 1

	TOTAL	VOTE %		Absentee	Early Voting	Election Day
YES	491	95.34%	<div style="width: 95.34%;"><div style="width: 95.34%;"></div></div>	3	283	205
NO	24	4.66%	<div style="width: 4.66%;"><div style="width: 4.66%;"></div></div>	0	14	10
Total Votes Cast	515	100.00%	<div style="width: 100.00%;"><div style="width: 100.00%;"></div></div>	3	297	215
Overvotes	0			0	0	0
Undervotes	13			0	5	8

### REP Proposition 5

Vote For 1

	TOTAL	VOTE %		Absentee	Early Voting	Election Day
YES	448	88.71%	<div style="width: 88.71%;"><div style="width: 88.71%;"></div></div>	1	249	198
NO	57	11.29%	<div style="width: 11.29%;"><div style="width: 11.29%;"></div></div>	2	39	16
Total Votes Cast	505	100.00%	<div style="width: 100.00%;"><div style="width: 100.00%;"></div></div>	3	288	214
Overvotes	0			0	0	0
Undervotes	23			0	14	9

### REP Proposition 6

Vote For 1

	TOTAL	VOTE %		Absentee	Early Voting	Election Day
YES	434	86.80%	<div style="width: 86.80%;"><div style="width: 86.80%;"></div></div>	3	246	185
NO	66	13.20%	<div style="width: 13.20%;"><div style="width: 13.20%;"></div></div>	0	39	27
Total Votes Cast	500	100.00%	<div style="width: 100.00%;"><div style="width: 100.00%;"></div></div>	3	285	212
Overvotes	0			0	0	0
Undervotes	28			0	17	11

### REP Proposition 7




Vote For 1

	TOTAL	VOTE %		Absentee	Early Voting	Election Day
YES	506	97.50%	<div style="width: 97.50%;"><div style="width: 97.50%;"></div></div>	3	290	213
NO	13	2.50%	<div style="width: 2.50%;"><div style="width: 2.50%;"></div></div>	0	7	6
Total Votes Cast	519	100.00%	<div style="width: 100.00%;"><div style="width: 100.00%;"></div></div>	3	297	219
Overvotes	0			0	0	0
Undervotes	9			0	5	4

## Precinct 0045




### REP Proposition 8

Vote For 1

	TOTAL	VOTE %		Absentee	Early Voting	Election Day
YES	488	94.94%		3	275	210
NO	26	5.06%		0	19	7
Total Votes Cast	514	100.00%		3	294	217
Overvotes	0			0	0	0
Undervotes	14			0	8	6




### REP Proposition 9

Vote For 1

	TOTAL	VOTE %		Absentee	Early Voting	Election Day
YES	463	89.56%		3	259	201
NO	54	10.44%		0	35	19
Total Votes Cast	517	100.00%		3	294	220
Overvotes	0			0	0	0
Undervotes	11			0	8	3

### REP Proposition 10

Vote For 1

	TOTAL	VOTE %		Absentee	Early Voting	Election Day
YES	498	96.14%		2	279	217
NO	20	3.86%		1	15	4
Total Votes Cast	518	100.00%		3	294	221
Overvotes	0			0	0	0
Undervotes	10			0	8	2

## Precinct 0046

### Statistics

	TOTAL	Absentee	Early Voting	Election Day
Registered Voters - Total	1,200			
Ballots Cast - Total	268	13	95	160
Ballots Cast - Republican Party	197	1	72	124
Ballots Cast - Democratic Party	71	12	23	36
Ballots Cast - Blank	0	0	0	0
Voter Turnout - Total	22.33%			

### REP US Rep, District 1

Vote For 1

	TOTAL	VOTE %	Absentee	Early Voting	Election Day
Aditya "A.D." Atholi	13	7.30%	0	7	6
John Porro	14	7.87%	0	7	7
Nathaniel Moran	114	64.04%	1	33	80
Joe McDaniel	37	20.79%	0	17	20
Total Votes Cast	178	100.00%	1	64	113
Overvotes	0		0	0	0
Undervotes	19		0	8	11

### REP Governor

Vote For 1

	TOTAL	VOTE %	Absentee	Early Voting	Election Day
Danny Harrison	2	1.02%	0	1	1
Chad Prather	11	5.61%	0	3	8
Paul Belew	0	0.00%	0	0	0
Rick Perry	7	3.57%	0	2	5
Don Huffines	9	4.59%	0	5	4
Allen B. West	33	16.84%	1	11	21
Greg Abbott	132	67.35%	0	49	83
Kandy Kaye Horn	2	1.02%	0	0	2
Total Votes Cast	196	100.00%	1	71	124
Overvotes	0		0	0	0
Undervotes	1		0	1	0

### REP Lieutenant Governor

Vote For 1

	TOTAL	VOTE %	Absentee	Early Voting	Election Day
Daniel Miller	20	10.99%	1	4	15
Dan Patrick	135	74.18%	0	49	86
Todd M. Bullis	3	1.65%	0	2	1
Trayce Bradford	15	8.24%	0	5	10
Aaron Sorrells	7	3.85%	0	5	2
Zach Vance	2	1.10%	0	1	1
Total Votes Cast	182	100.00%	1	66	115
Overvotes	0		0	0	0
Undervotes	15		0	6	9

## Precinct 0046

### REP Attorney General

Vote For 1

	TOTAL	VOTE %		Absentee	Early Voting	Election Day
George P. Bush	19	9.64%	<div style="width: 9.64%; background-color: #f0e68c;"></div>	0	10	9
Louie Gohmert	130	65.99%	<div style="width: 65.99%; background-color: #f0e68c;"></div>	1	43	86
Ken Paxton	35	17.77%	<div style="width: 17.77%; background-color: #f0e68c;"></div>	0	14	21
Eva Guzman	13	6.60%	<div style="width: 6.60%; background-color: #f0e68c;"></div>	0	5	8
Total Votes Cast	197	100.00%	<div style="width: 100.00%; background-color: #f0e68c;"></div>	1	72	124
Overvotes	0			0	0	0
Undervotes	0			0	0	0

### REP Comptroller of Public Accounts

Vote For 1

	TOTAL	VOTE %		Absentee	Early Voting	Election Day
Mark V. Goloby	40	25.00%	<div style="width: 25.00%; background-color: #f0e68c;"></div>	0	12	28
Glenn Hegar	120	75.00%	<div style="width: 75.00%; background-color: #f0e68c;"></div>	1	42	77
Total Votes Cast	160	100.00%	<div style="width: 100.00%; background-color: #f0e68c;"></div>	1	54	105
Overvotes	0			0	0	0
Undervotes	37			0	18	19

### REP Comm General Land Office

Vote For 1

	TOTAL	VOTE %		Absentee	Early Voting	Election Day
Dawn Buckingham	48	31.79%	<div style="width: 31.79%; background-color: #f0e68c;"></div>	0	15	33
Don W. Minton	18	11.92%	<div style="width: 11.92%; background-color: #f0e68c;"></div>	0	6	12
Ben Armenta	2	1.32%	<div style="width: 1.32%; background-color: #f0e68c;"></div>	0	1	1
Rufus Lopez	3	1.99%	<div style="width: 1.99%; background-color: #f0e68c;"></div>	0	1	2
Tim Westley	24	15.89%	<div style="width: 15.89%; background-color: #f0e68c;"></div>	0	13	11
Jon Spiers	39	25.83%	<div style="width: 25.83%; background-color: #f0e68c;"></div>	1	14	24
Victor Avila	11	7.28%	<div style="width: 7.28%; background-color: #f0e68c;"></div>	0	5	6
Weston Martinez	6	3.97%	<div style="width: 3.97%; background-color: #f0e68c;"></div>	0	2	4
Total Votes Cast	151	100.00%	<div style="width: 100.00%; background-color: #f0e68c;"></div>	1	57	93
Overvotes	0			0	0	0
Undervotes	46			0	15	31

### REP Commissioner of Agriculture

Vote For 1

	TOTAL	VOTE %		Absentee	Early Voting	Election Day
Sid Miller	93	59.24%	<div style="width: 59.24%; background-color: #f0e68c;"></div>	0	29	64
James White	53	33.76%	<div style="width: 33.76%; background-color: #f0e68c;"></div>	1	24	28
Carey A. Council	11	7.01%	<div style="width: 7.01%; background-color: #f0e68c;"></div>	0	6	5
Total Votes Cast	157	100.00%	<div style="width: 100.00%; background-color: #f0e68c;"></div>	1	59	97
Overvotes	0			0	0	0
Undervotes	40			0	13	27

## Precinct 0046

### REP Railroad Commissioner

Vote For 1

	TOTAL	VOTE %	Absentee	Early Voting	Election Day
Tom Slocum Jr	27	16.67%	0	10	17
Marvin "Sarge" Summers	17	10.49%	0	6	11
Sarah Stogner	24	14.81%	0	10	14
Dawayne Tipton	11	6.79%	0	4	7
Wayne Christian	83	51.23%	1	28	54
<b>Total Votes Cast</b>	<b>162</b>	<b>100.00%</b>	<b>1</b>	<b>58</b>	<b>103</b>
Overvotes	0		0	0	0
Undervotes	35		0	14	21

### REP Justice, Supreme Court, PI 3

Vote For 1

	TOTAL	VOTE %	Absentee	Early Voting	Election Day
Debra Lehrmann	133	100.00%	1	52	80
<b>Total Votes Cast</b>	<b>133</b>	<b>100.00%</b>	<b>1</b>	<b>52</b>	<b>80</b>
Overvotes	0		0	0	0
Undervotes	64		0	20	44

### REP Justice, Supreme Court, PI 5

Vote For 1

	TOTAL	VOTE %	Absentee	Early Voting	Election Day
Rebeca Huddle	132	100.00%	1	52	79
<b>Total Votes Cast</b>	<b>132</b>	<b>100.00%</b>	<b>1</b>	<b>52</b>	<b>79</b>
Overvotes	0		0	0	0
Undervotes	65		0	20	45

### REP Justice, Supreme Court, PI 9

Vote For 1

	TOTAL	VOTE %	Absentee	Early Voting	Election Day
David J. Schenck	80	55.94%	1	23	56
Evan Young	63	44.06%	0	32	31
<b>Total Votes Cast</b>	<b>143</b>	<b>100.00%</b>	<b>1</b>	<b>55</b>	<b>87</b>
Overvotes	0		0	0	0
Undervotes	54		0	17	37

### REP Judge, Ct of Crim App, PI 2

Vote For 1

	TOTAL	VOTE %	Absentee	Early Voting	Election Day
Mary Lou Keel	128	100.00%	1	51	76
<b>Total Votes Cast</b>	<b>128</b>	<b>100.00%</b>	<b>1</b>	<b>51</b>	<b>76</b>
Overvotes	0		0	0	0
Undervotes	69		0	21	48



## Precinct 0046

### REP Judge, Ct of Crim App, PI 5

Vote For 1

	TOTAL	VOTE %		Absentee	Early Voting	Election Day
Clint Morgan	78	54.55%	<div style="width: 54.55%;"><div style="width: 54.55%;"></div></div>	1	32	45
Scott Walker	65	45.45%	<div style="width: 45.45%;"><div style="width: 45.45%;"></div></div>	0	22	43
Total Votes Cast	143	100.00%	<div style="width: 100.00%;"><div style="width: 100.00%;"></div></div>	1	54	88
Overvotes	0			0	0	0
Undervotes	54			0	18	36

### REP Judge, Ct of Crim App, PI 6

Vote For 1

	TOTAL	VOTE %		Absentee	Early Voting	Election Day
Jesse F. McClure, III	127	100.00%	<div style="width: 100.00%;"><div style="width: 100.00%;"></div></div>	1	50	76
Total Votes Cast	127	100.00%	<div style="width: 100.00%;"><div style="width: 100.00%;"></div></div>	1	50	76
Overvotes	0			0	0	0
Undervotes	70			0	22	48

### REP Member, State BoE, Dist 9

Vote For 1

	TOTAL	VOTE %		Absentee	Early Voting	Election Day
Keven M. Ellis	125	100.00%	<div style="width: 100.00%;"><div style="width: 100.00%;"></div></div>	1	49	75
Total Votes Cast	125	100.00%	<div style="width: 100.00%;"><div style="width: 100.00%;"></div></div>	1	49	75
Overvotes	0			0	0	0
Undervotes	72			0	23	49

### REP State Senator, Dist 1

Vote For 1

	TOTAL	VOTE %		Absentee	Early Voting	Election Day
Bryan Hughes	149	100.00%	<div style="width: 100.00%;"><div style="width: 100.00%;"></div></div>	1	59	89
Total Votes Cast	149	100.00%	<div style="width: 100.00%;"><div style="width: 100.00%;"></div></div>	1	59	89
Overvotes	0			0	0	0
Undervotes	48			0	13	35

### REP State Rep, Dist 5

Vote For 1

	TOTAL	VOTE %		Absentee	Early Voting	Election Day
Cole Hefner	122	73.94%	<div style="width: 73.94%;"><div style="width: 73.94%;"></div></div>	0	39	83
Dewey R. Collier	43	26.06%	<div style="width: 26.06%;"><div style="width: 26.06%;"></div></div>	1	24	18
Total Votes Cast	165	100.00%	<div style="width: 100.00%;"><div style="width: 100.00%;"></div></div>	1	63	101
Overvotes	0			0	0	0
Undervotes	32			0	9	23

## Precinct 0046

### REP Justice, 12th Ct of App Dist, PI 2

Vote For 1

	TOTAL	VOTE %	Absentee	Early Voting	Election Day
Brian Hoyle	131	100.00%	1	53	77
Total Votes Cast	131	100.00%	1	53	77
Overvotes	0		0	0	0
Undervotes	66		0	19	47

### REP Dist Judge, 241st Judicial Dist

Vote For 1

	TOTAL	VOTE %	Absentee	Early Voting	Election Day
Debby Gunter	131	100.00%	1	54	76
Total Votes Cast	131	100.00%	1	54	76
Overvotes	0		0	0	0
Undervotes	66		0	18	48

### REP Dist Judge, 321st Judicial Dist

Vote For 1

	TOTAL	VOTE %	Absentee	Early Voting	Election Day
Robert Wilson	129	100.00%	1	52	76
Total Votes Cast	129	100.00%	1	52	76
Overvotes	0		0	0	0
Undervotes	68		0	20	48

### REP Criminal District Attorney

Vote For 1

	TOTAL	VOTE %	Absentee	Early Voting	Election Day
Jacob Putman	133	100.00%	1	53	79
Total Votes Cast	133	100.00%	1	53	79
Overvotes	0		0	0	0
Undervotes	64		0	19	45

### REP County Judge

Vote For 1

	TOTAL	VOTE %	Absentee	Early Voting	Election Day
Neal Franklin	134	100.00%	1	53	80
Total Votes Cast	134	100.00%	1	53	80
Overvotes	0		0	0	0
Undervotes	63		0	19	44

### REP Judge, County Court at Law No. 1

Vote For 1

	TOTAL	VOTE %	Absentee	Early Voting	Election Day
Jason Ellis	130	100.00%	1	53	76
Total Votes Cast	130	100.00%	1	53	76
Overvotes	0		0	0	0
Undervotes	67		0	19	48

## Precinct 0046

### REP Judge, County Court at Law No. 2

Vote For 1

	TOTAL	VOTE %		Absentee	Early Voting	Election Day
Taylor Heaton	128	100.00%	<div style="width: 100%; height: 10px; background-color: #ffc107;"></div>	1	52	75
Total Votes Cast	128	100.00%	<div style="width: 100%; height: 10px; background-color: #ffc107;"></div>	1	52	75
Overvotes	0			0	0	0
Undervotes	69			0	20	49

### REP Judge, County Court at Law No. 3

Vote For 1

	TOTAL	VOTE %		Absentee	Early Voting	Election Day
Sara Maynard	53	34.42%	<div style="width: 34.42%; height: 10px; background-color: #ffc107;"></div>	1	20	32
Trevor M. Rose	26	16.88%	<div style="width: 16.88%; height: 10px; background-color: #ffc107;"></div>	0	13	13
Clay White	75	48.70%	<div style="width: 48.70%; height: 10px; background-color: #ffc107;"></div>	0	24	51
Total Votes Cast	154	100.00%	<div style="width: 100%; height: 10px; background-color: #ffc107;"></div>	1	57	96
Overvotes	0			0	0	0
Undervotes	43			0	15	28

### REP District Clerk

Vote For 1

	TOTAL	VOTE %		Absentee	Early Voting	Election Day
Penny Clarkston	131	100.00%	<div style="width: 100%; height: 10px; background-color: #ffc107;"></div>	1	53	77
Total Votes Cast	131	100.00%	<div style="width: 100%; height: 10px; background-color: #ffc107;"></div>	1	53	77
Overvotes	0			0	0	0
Undervotes	66			0	19	47

### REP County Clerk

Vote For 1

	TOTAL	VOTE %		Absentee	Early Voting	Election Day
Karen Bryant Phillips	132	100.00%	<div style="width: 100%; height: 10px; background-color: #ffc107;"></div>	1	54	77
Total Votes Cast	132	100.00%	<div style="width: 100%; height: 10px; background-color: #ffc107;"></div>	1	54	77
Overvotes	0			0	0	0
Undervotes	65			0	18	47

### REP County Treasurer

Vote For 1

	TOTAL	VOTE %		Absentee	Early Voting	Election Day
Kelli R. White	116	78.91%	<div style="width: 78.91%; height: 10px; background-color: #ffc107;"></div>	1	46	69
Jamie Boersma	31	21.09%	<div style="width: 21.09%; height: 10px; background-color: #ffc107;"></div>	0	11	20
Total Votes Cast	147	100.00%	<div style="width: 100%; height: 10px; background-color: #ffc107;"></div>	1	57	89
Overvotes	0			0	0	0
Undervotes	50			0	15	35

## Precinct 0046

### REP JOP Pct 4

Vote For 1

	TOTAL	VOTE %		Absentee	Early Voting	Election Day
Ronnie Hester	42	25.30%		0	18	24
Laney Pilcher-Barnes	41	24.70%		0	18	23
Curtis Wulf	83	50.00%		1	21	61
Total Votes Cast	166	100.00%		1	57	108
Overvotes	0			0	0	0
Undervotes	31			0	15	16

### REP County Chair

Vote For 1

	TOTAL	VOTE %		Absentee	Early Voting	Election Day
David Stein	119	100.00%		1	49	69
Total Votes Cast	119	100.00%		1	49	69
Overvotes	0			0	0	0
Undervotes	78			0	23	55

### REP Proposition 1

Vote For 1

	TOTAL	VOTE %		Absentee	Early Voting	Election Day
YES	184	95.83%		1	64	119
NO	8	4.17%		0	5	3
Total Votes Cast	192	100.00%		1	69	122
Overvotes	0			0	0	0
Undervotes	5			0	3	2

### REP Proposition 2

Vote For 1

	TOTAL	VOTE %		Absentee	Early Voting	Election Day
YES	149	78.84%		1	52	96
NO	40	21.16%		0	17	23
Total Votes Cast	189	100.00%		1	69	119
Overvotes	0			0	0	0
Undervotes	8			0	3	5

### REP Proposition 3

Vote For 1

	TOTAL	VOTE %		Absentee	Early Voting	Election Day
YES	171	88.60%		1	59	111
NO	22	11.40%		0	10	12
Total Votes Cast	193	100.00%		1	69	123
Overvotes	0			0	0	0
Undervotes	4			0	3	1

## Precinct 0046

### REP Proposition 4

Vote For 1

	TOTAL	VOTE %		Absentee	Early Voting	Election Day
YES	178	93.19%	<div style="width: 93.19%;"><div style="width: 93.19%;"></div></div>	1	65	112
NO	13	6.81%	<div style="width: 6.81%;"><div style="width: 6.81%;"></div></div>	0	3	10
Total Votes Cast	191	100.00%	<div style="width: 100.00%;"><div style="width: 100.00%;"></div></div>	1	68	122
Overvotes	0			0	0	0
Undervotes	6			0	4	2

### REP Proposition 5

Vote For 1

	TOTAL	VOTE %		Absentee	Early Voting	Election Day
YES	167	87.89%	<div style="width: 87.89%;"><div style="width: 87.89%;"></div></div>	1	55	111
NO	23	12.11%	<div style="width: 12.11%;"><div style="width: 12.11%;"></div></div>	0	13	10
Total Votes Cast	190	100.00%	<div style="width: 100.00%;"><div style="width: 100.00%;"></div></div>	1	68	121
Overvotes	0			0	0	0
Undervotes	7			0	4	3

### REP Proposition 6

Vote For 1

	TOTAL	VOTE %		Absentee	Early Voting	Election Day
YES	167	88.83%	<div style="width: 88.83%;"><div style="width: 88.83%;"></div></div>	1	57	109
NO	21	11.17%	<div style="width: 11.17%;"><div style="width: 11.17%;"></div></div>	0	11	10
Total Votes Cast	188	100.00%	<div style="width: 100.00%;"><div style="width: 100.00%;"></div></div>	1	68	119
Overvotes	0			0	0	0
Undervotes	9			0	4	5

### REP Proposition 7

Vote For 1

	TOTAL	VOTE %		Absentee	Early Voting	Election Day
YES	187	97.40%	<div style="width: 97.40%;"><div style="width: 97.40%;"></div></div>	1	67	119
NO	5	2.60%	<div style="width: 2.60%;"><div style="width: 2.60%;"></div></div>	0	3	2
Total Votes Cast	192	100.00%	<div style="width: 100.00%;"><div style="width: 100.00%;"></div></div>	1	70	121
Overvotes	0			0	0	0
Undervotes	5			0	2	3

### REP Proposition 8




Vote For 1

	TOTAL	VOTE %		Absentee	Early Voting	Election Day
YES	183	95.31%	<div style="width: 95.31%;"><div style="width: 95.31%;"></div></div>	1	68	114
NO	9	4.69%	<div style="width: 4.69%;"><div style="width: 4.69%;"></div></div>	0	2	7
Total Votes Cast	192	100.00%	<div style="width: 100.00%;"><div style="width: 100.00%;"></div></div>	1	70	121
Overvotes	0			0	0	0
Undervotes	5			0	2	3

## Precinct 0046




### REP Proposition 9

Vote For 1

	TOTAL	VOTE %		Absentee	Early Voting	Election Day
YES	175	90.67%		1	64	110
NO	18	9.33%		0	6	12
Total Votes Cast	193	100.00%		1	70	122
Overvotes	0			0	0	0
Undervotes	4			0	2	2

### REP Proposition 10

Vote For 1

	TOTAL	VOTE %		Absentee	Early Voting	Election Day
YES	181	93.78%		1	66	114
NO	12	6.22%		0	4	8
Total Votes Cast	193	100.00%		1	70	122
Overvotes	0			0	0	0
Undervotes	4			0	2	2

## Precinct 0047

### Statistics

	TOTAL	Absentee	Early Voting	Election Day
Registered Voters - Total	482			
Ballots Cast - Total	87	3	41	43
Ballots Cast - Republican Party	65	0	32	33
Ballots Cast - Democratic Party	22	3	9	10
Ballots Cast - Blank	0	0	0	0
Voter Turnout - Total	18.05%			

### REP US Rep, District 1

Vote For 1

	TOTAL	VOTE %	Absentee	Early Voting	Election Day
Aditya "A.D." Atholi	5	8.62%	0	3	2
John Porro	2	3.45%	0	0	2
Nathaniel Moran	45	77.59%	0	25	20
Joe McDaniel	6	10.34%	0	1	5
Total Votes Cast	58	100.00%	0	29	29
Overvotes	0		0	0	0
Undervotes	7		0	3	4

### REP Governor

Vote For 1

	TOTAL	VOTE %	Absentee	Early Voting	Election Day
Danny Harrison	1	1.59%	0	0	1
Chad Prather	6	9.52%	0	5	1
Paul Belew	0	0.00%	0	0	0
Rick Perry	5	7.94%	0	2	3
Don Huffines	3	4.76%	0	0	3
Allen B. West	16	25.40%	0	11	5
Greg Abbott	31	49.21%	0	12	19
Kandy Kaye Horn	1	1.59%	0	1	0
Total Votes Cast	63	100.00%	0	31	32
Overvotes	0		0	0	0
Undervotes	2		0	1	1

### REP Lieutenant Governor

Vote For 1

	TOTAL	VOTE %	Absentee	Early Voting	Election Day
Daniel Miller	9	15.00%	0	5	4
Dan Patrick	44	73.33%	0	19	25
Todd M. Bullis	1	1.67%	0	1	0
Trayce Bradford	3	5.00%	0	2	1
Aaron Sorrells	3	5.00%	0	2	1
Zach Vance	0	0.00%	0	0	0
Total Votes Cast	60	100.00%	0	29	31
Overvotes	0		0	0	0
Undervotes	5		0	3	2

## Precinct 0047

### REP Attorney General

Vote For 1

	TOTAL	VOTE %	Absentee	Early Voting	Election Day
George P. Bush	8	12.31%	0	4	4
Louie Gohmert	45	69.23%	0	19	26
Ken Paxton	11	16.92%	0	8	3
Eva Guzman	1	1.54%	0	1	0
Total Votes Cast	65	100.00%	0	32	33
Overvotes	0		0	0	0
Undervotes	0		0	0	0

### REP Comptroller of Public Accounts

Vote For 1

	TOTAL	VOTE %	Absentee	Early Voting	Election Day
Mark V. Goloby	19	35.85%	0	9	10
Glenn Hegar	34	64.15%	0	18	16
Total Votes Cast	53	100.00%	0	27	26
Overvotes	0		0	0	0
Undervotes	12		0	5	7

### REP Comm General Land Office

Vote For 1

	TOTAL	VOTE %	Absentee	Early Voting	Election Day
Dawn Buckingham	14	29.17%	0	8	6
Don W. Minton	11	22.92%	0	4	7
Ben Armenta	0	0.00%	0	0	0
Rufus Lopez	2	4.17%	0	1	1
Tim Westley	4	8.33%	0	2	2
Jon Spiers	13	27.08%	0	6	7
Victor Avila	4	8.33%	0	1	3
Weston Martinez	0	0.00%	0	0	0
Total Votes Cast	48	100.00%	0	22	26
Overvotes	0		0	0	0
Undervotes	17		0	10	7

### REP Commissioner of Agriculture

Vote For 1

	TOTAL	VOTE %	Absentee	Early Voting	Election Day
Sid Miller	32	59.26%	0	21	11
James White	16	29.63%	0	5	11
Carey A. Council	6	11.11%	0	1	5
Total Votes Cast	54	100.00%	0	27	27
Overvotes	0		0	0	0
Undervotes	11		0	5	6



## Precinct 0047

### REP Railroad Commissioner

Vote For 1

	TOTAL	VOTE %	Absentee	Early Voting	Election Day
Tom Slocum Jr	6	11.32%	0	4	2
Marvin "Sarge" Summers	9	16.98%	0	2	7
Sarah Stogner	4	7.55%	0	1	3
Dawayne Tipton	3	5.66%	0	1	2
Wayne Christian	31	58.49%	0	18	13
<b>Total Votes Cast</b>	<b>53</b>	<b>100.00%</b>	<b>0</b>	<b>26</b>	<b>27</b>
Overvotes	0		0	0	0
Undervotes	12		0	6	6

### REP Justice, Supreme Court, PI 3

Vote For 1

	TOTAL	VOTE %	Absentee	Early Voting	Election Day
Debra Lehrmann	45	100.00%	0	22	23
<b>Total Votes Cast</b>	<b>45</b>	<b>100.00%</b>	<b>0</b>	<b>22</b>	<b>23</b>
Overvotes	0		0	0	0
Undervotes	20		0	10	10

### REP Justice, Supreme Court, PI 5

Vote For 1

	TOTAL	VOTE %	Absentee	Early Voting	Election Day
Rebeca Huddle	45	100.00%	0	22	23
<b>Total Votes Cast</b>	<b>45</b>	<b>100.00%</b>	<b>0</b>	<b>22</b>	<b>23</b>
Overvotes	0		0	0	0
Undervotes	20		0	10	10

### REP Justice, Supreme Court, PI 9

Vote For 1

	TOTAL	VOTE %	Absentee	Early Voting	Election Day
David J. Schenck	35	71.43%	0	20	15
Evan Young	14	28.57%	0	4	10
<b>Total Votes Cast</b>	<b>49</b>	<b>100.00%</b>	<b>0</b>	<b>24</b>	<b>25</b>
Overvotes	0		0	0	0
Undervotes	16		0	8	8

### REP Judge, Ct of Crim App, PI 2

Vote For 1

	TOTAL	VOTE %	Absentee	Early Voting	Election Day
Mary Lou Keel	40	100.00%	0	22	18
<b>Total Votes Cast</b>	<b>40</b>	<b>100.00%</b>	<b>0</b>	<b>22</b>	<b>18</b>
Overvotes	0		0	0	0
Undervotes	25		0	10	15

## Precinct 0047

### REP Judge, Ct of Crim App, PI 5

Vote For 1

	TOTAL	VOTE %	Absentee	Early Voting	Election Day
Clint Morgan	32	66.67%	0	18	14
Scott Walker	16	33.33%	0	5	11
Total Votes Cast	48	100.00%	0	23	25
Overvotes	0		0	0	0
Undervotes	17		0	9	8

### REP Judge, Ct of Crim App, PI 6

Vote For 1

	TOTAL	VOTE %	Absentee	Early Voting	Election Day
Jesse F. McClure, III	43	100.00%	0	22	21
Total Votes Cast	43	100.00%	0	22	21
Overvotes	0		0	0	0
Undervotes	22		0	10	12

### REP Member, State BoE, Dist 9

Vote For 1

	TOTAL	VOTE %	Absentee	Early Voting	Election Day
Keven M. Ellis	43	100.00%	0	22	21
Total Votes Cast	43	100.00%	0	22	21
Overvotes	0		0	0	0
Undervotes	22		0	10	12

### REP State Senator, Dist 1

Vote For 1

	TOTAL	VOTE %	Absentee	Early Voting	Election Day
Bryan Hughes	52	100.00%	0	26	26
Total Votes Cast	52	100.00%	0	26	26
Overvotes	0		0	0	0
Undervotes	13		0	6	7

### REP State Rep, Dist 5

Vote For 1

	TOTAL	VOTE %	Absentee	Early Voting	Election Day
Cole Hefner	39	66.10%	0	16	23
Dewey R. Collier	20	33.90%	0	13	7
Total Votes Cast	59	100.00%	0	29	30
Overvotes	0		0	0	0
Undervotes	6		0	3	3

## Precinct 0047

### REP Justice, 12th Ct of App Dist, PI 2

Vote For 1

	TOTAL	VOTE %	Absentee	Early Voting	Election Day
Brian Hoyle	46	100.00%	0	26	20
Total Votes Cast	46	100.00%	0	26	20
Overvotes	0		0	0	0
Undervotes	19		0	6	13

### REP Dist Judge, 241st Judicial Dist

Vote For 1

	TOTAL	VOTE %	Absentee	Early Voting	Election Day
Debby Gunter	46	100.00%	0	24	22
Total Votes Cast	46	100.00%	0	24	22
Overvotes	0		0	0	0
Undervotes	19		0	8	11

### REP Dist Judge, 321st Judicial Dist

Vote For 1

	TOTAL	VOTE %	Absentee	Early Voting	Election Day
Robert Wilson	45	100.00%	0	24	21
Total Votes Cast	45	100.00%	0	24	21
Overvotes	0		0	0	0
Undervotes	20		0	8	12

### REP Criminal District Attorney

Vote For 1

	TOTAL	VOTE %	Absentee	Early Voting	Election Day
Jacob Putman	49	100.00%	0	26	23
Total Votes Cast	49	100.00%	0	26	23
Overvotes	0		0	0	0
Undervotes	16		0	6	10

### REP County Judge

Vote For 1

	TOTAL	VOTE %	Absentee	Early Voting	Election Day
Neal Franklin	49	100.00%	0	26	23
Total Votes Cast	49	100.00%	0	26	23
Overvotes	0		0	0	0
Undervotes	16		0	6	10

### REP Judge, County Court at Law No. 1

Vote For 1

	TOTAL	VOTE %	Absentee	Early Voting	Election Day
Jason Ellis	49	100.00%	0	26	23
Total Votes Cast	49	100.00%	0	26	23
Overvotes	0		0	0	0
Undervotes	16		0	6	10

## Precinct 0047

### REP Judge, County Court at Law No. 2

Vote For 1

	TOTAL	VOTE %		Absentee	Early Voting	Election Day
Taylor Heaton	45	100.00%	<div style="width: 100%; height: 10px; background-color: #ffc107;"></div>	0	25	20
Total Votes Cast	45	100.00%	<div style="width: 100%; height: 10px; background-color: #ffc107;"></div>	0	25	20
Overvotes	0			0	0	0
Undervotes	20			0	7	13

### REP Judge, County Court at Law No. 3

Vote For 1

	TOTAL	VOTE %		Absentee	Early Voting	Election Day
Sara Maynard	29	53.70%	<div style="width: 53.7%; height: 10px; background-color: #ffc107;"></div>	0	17	12
Trevor M. Rose	8	14.81%	<div style="width: 14.81%; height: 10px; background-color: #ffc107;"></div>	0	2	6
Clay White	17	31.48%	<div style="width: 31.48%; height: 10px; background-color: #ffc107;"></div>	0	9	8
Total Votes Cast	54	100.00%	<div style="width: 100%; height: 10px; background-color: #ffc107;"></div>	0	28	26
Overvotes	0			0	0	0
Undervotes	11			0	4	7

### REP District Clerk

Vote For 1

	TOTAL	VOTE %		Absentee	Early Voting	Election Day
Penny Clarkston	48	100.00%	<div style="width: 100%; height: 10px; background-color: #ffc107;"></div>	0	25	23
Total Votes Cast	48	100.00%	<div style="width: 100%; height: 10px; background-color: #ffc107;"></div>	0	25	23
Overvotes	0			0	0	0
Undervotes	17			0	7	10

### REP County Clerk

Vote For 1

	TOTAL	VOTE %		Absentee	Early Voting	Election Day
Karen Bryant Phillips	47	100.00%	<div style="width: 100%; height: 10px; background-color: #ffc107;"></div>	0	25	22
Total Votes Cast	47	100.00%	<div style="width: 100%; height: 10px; background-color: #ffc107;"></div>	0	25	22
Overvotes	0			0	0	0
Undervotes	18			0	7	11

### REP County Treasurer

Vote For 1

	TOTAL	VOTE %		Absentee	Early Voting	Election Day
Kelli R. White	36	78.26%	<div style="width: 78.26%; height: 10px; background-color: #ffc107;"></div>	0	18	18
Jamie Boersma	10	21.74%	<div style="width: 21.74%; height: 10px; background-color: #ffc107;"></div>	0	4	6
Total Votes Cast	46	100.00%	<div style="width: 100%; height: 10px; background-color: #ffc107;"></div>	0	22	24
Overvotes	0			0	0	0
Undervotes	19			0	10	9

## Precinct 0047

### REP JOP Pct 4

Vote For 1

	TOTAL	VOTE %	Absentee	Early Voting	Election Day
Ronnie Hester	19	33.93%	0	7	12
Laney Pilcher-Barnes	13	23.21%	0	10	3
Curtis Wulf	24	42.86%	0	11	13
Total Votes Cast	56	100.00%	0	28	28
Overvotes	0		0	0	0
Undervotes	9		0	4	5

### REP County Chair

Vote For 1

	TOTAL	VOTE %	Absentee	Early Voting	Election Day
David Stein	41	100.00%	0	22	19
Total Votes Cast	41	100.00%	0	22	19
Overvotes	0		0	0	0
Undervotes	24		0	10	14

### REP Proposition 1

Vote For 1

	TOTAL	VOTE %	Absentee	Early Voting	Election Day
YES	61	96.83%	0	30	31
NO	2	3.17%	0	1	1
Total Votes Cast	63	100.00%	0	31	32
Overvotes	0		0	0	0
Undervotes	2		0	1	1

### REP Proposition 2

Vote For 1

	TOTAL	VOTE %	Absentee	Early Voting	Election Day
YES	52	82.54%	0	26	26
NO	11	17.46%	0	5	6
Total Votes Cast	63	100.00%	0	31	32
Overvotes	0		0	0	0
Undervotes	2		0	1	1

### REP Proposition 3

Vote For 1

	TOTAL	VOTE %	Absentee	Early Voting	Election Day
YES	60	93.75%	0	27	33
NO	4	6.25%	0	4	0
Total Votes Cast	64	100.00%	0	31	33
Overvotes	0		0	0	0
Undervotes	1		0	1	0

## Precinct 0047

### REP Proposition 4

Vote For 1

	TOTAL	VOTE %	Absentee	Early Voting	Election Day
YES	60	93.75%	0	30	30
NO	4	6.25%	0	1	3
Total Votes Cast	64	100.00%	0	31	33
Overvotes	0		0	0	0
Undervotes	1		0	1	0

### REP Proposition 5

Vote For 1

	TOTAL	VOTE %	Absentee	Early Voting	Election Day
YES	56	88.89%	0	27	29
NO	7	11.11%	0	3	4
Total Votes Cast	63	100.00%	0	30	33
Overvotes	0		0	0	0
Undervotes	2		0	2	0

### REP Proposition 6

Vote For 1

	TOTAL	VOTE %	Absentee	Early Voting	Election Day
YES	53	84.13%	0	24	29
NO	10	15.87%	0	6	4
Total Votes Cast	63	100.00%	0	30	33
Overvotes	0		0	0	0
Undervotes	2		0	2	0

### REP Proposition 7

Vote For 1

	TOTAL	VOTE %	Absentee	Early Voting	Election Day
YES	63	98.44%	0	30	33
NO	1	1.56%	0	1	0
Total Votes Cast	64	100.00%	0	31	33
Overvotes	0		0	0	0
Undervotes	1		0	1	0

### REP Proposition 8

Vote For 1

	TOTAL	VOTE %	Absentee	Early Voting	Election Day
YES	61	95.31%	0	30	31
NO	3	4.69%	0	1	2
Total Votes Cast	64	100.00%	0	31	33
Overvotes	0		0	0	0
Undervotes	1		0	1	0

## Precinct 0047

### REP Proposition 9

Vote For 1

	TOTAL	VOTE %	Absentee	Early Voting	Election Day
YES	61	95.31%	0	30	31
NO	3	4.69%	0	1	2
Total Votes Cast	64	100.00%	0	31	33
Overvotes	0		0	0	0
Undervotes	1		0	1	0

### REP Proposition 10

Vote For 1

	TOTAL	VOTE %	Absentee	Early Voting	Election Day
YES	61	95.31%	0	30	31
NO	3	4.69%	0	1	2
Total Votes Cast	64	100.00%	0	31	33
Overvotes	0		0	0	0
Undervotes	1		0	1	0

### Precinct 0048

Statistics	TOTAL	Absentee	Early Voting	Election Day
Registered Voters - Total	1,093			
Ballots Cast - Total	132	4	62	66
Ballots Cast - Republican Party	89	2	41	46
Ballots Cast - Democratic Party	43	2	21	20
Ballots Cast - Blank	0	0	0	0
Voter Turnout - Total	12.08%			

#### REP US Rep, District 1

Vote For 1

	TOTAL	VOTE %	Absentee	Early Voting	Election Day
Aditya "A.D." Atholi	6	7.89%	0	5	1
John Porro	3	3.95%	0	0	3
Nathaniel Moran	57	75.00%	2	27	28
Joe McDaniel	10	13.16%	0	6	4
Total Votes Cast	76	100.00%	2	38	36
Overvotes	0		0	0	0
Undervotes	13		0	3	10

#### REP Governor

Vote For 1

	TOTAL	VOTE %	Absentee	Early Voting	Election Day
Danny Harrison	0	0.00%	0	0	0
Chad Prather	12	13.48%	0	5	7
Paul Belew	0	0.00%	0	0	0
Rick Perry	1	1.12%	0	1	0
Don Huffines	5	5.62%	0	0	5
Allen B. West	15	16.85%	0	8	7
Greg Abbott	55	61.80%	2	27	26
Kandy Kaye Horn	1	1.12%	0	0	1
Total Votes Cast	89	100.00%	2	41	46
Overvotes	0		0	0	0
Undervotes	0		0	0	0

#### REP Lieutenant Governor

Vote For 1

	TOTAL	VOTE %	Absentee	Early Voting	Election Day
Daniel Miller	9	11.39%	0	6	3
Dan Patrick	53	67.09%	2	24	27
Todd M. Bullis	1	1.27%	0	0	1
Trayce Bradford	13	16.46%	0	6	7
Aaron Sorrells	2	2.53%	0	2	0
Zach Vance	1	1.27%	0	0	1
Total Votes Cast	79	100.00%	2	38	39
Overvotes	0		0	0	0
Undervotes	10		0	3	7



## Precinct 0048

### REP Attorney General

Vote For 1

	TOTAL	VOTE %	Absentee	Early Voting	Election Day
George P. Bush	3	3.49%	0	2	1
Louie Gohmert	57	66.28%	0	28	29
Ken Paxton	20	23.26%	2	7	11
Eva Guzman	6	6.98%	0	3	3
Total Votes Cast	86	100.00%	2	40	44
Overvotes	0		0	0	0
Undervotes	3		0	1	2

### REP Comptroller of Public Accounts

Vote For 1

	TOTAL	VOTE %	Absentee	Early Voting	Election Day
Mark V. Goloby	16	24.24%	0	10	6
Glenn Hegar	50	75.76%	2	21	27
Total Votes Cast	66	100.00%	2	31	33
Overvotes	0		0	0	0
Undervotes	23		0	10	13

### REP Comm General Land Office

Vote For 1

	TOTAL	VOTE %	Absentee	Early Voting	Election Day
Dawn Buckingham	31	45.59%	2	11	18
Don W. Minton	7	10.29%	0	6	1
Ben Armenta	0	0.00%	0	0	0
Rufus Lopez	2	2.94%	0	1	1
Tim Westley	7	10.29%	0	2	5
Jon Spiers	16	23.53%	0	11	5
Victor Avila	3	4.41%	0	1	2
Weston Martinez	2	2.94%	0	1	1
Total Votes Cast	68	100.00%	2	33	33
Overvotes	0		0	0	0
Undervotes	21		0	8	13

### REP Commissioner of Agriculture

Vote For 1

	TOTAL	VOTE %	Absentee	Early Voting	Election Day
Sid Miller	43	66.15%	2	19	22
James White	17	26.15%	0	9	8
Carey A. Council	5	7.69%	0	3	2
Total Votes Cast	65	100.00%	2	31	32
Overvotes	0		0	0	0
Undervotes	24		0	10	14

## Precinct 0048

### REP Railroad Commissioner

Vote For 1

	TOTAL	VOTE %	Absentee	Early Voting	Election Day
Tom Slocum Jr	17	25.37%	0	7	10
Marvin "Sarge" Summers	4	5.97%	0	3	1
Sarah Stogner	9	13.43%	0	6	3
Dawayne Tipton	8	11.94%	0	2	6
Wayne Christian	29	43.28%	2	14	13
Total Votes Cast	67	100.00%	2	32	33
Overvotes	0		0	0	0
Undervotes	22		0	9	13

### REP Justice, Supreme Court, PI 3

Vote For 1

	TOTAL	VOTE %	Absentee	Early Voting	Election Day
Debra Lehrmann	58	100.00%	2	29	27
Total Votes Cast	58	100.00%	2	29	27
Overvotes	0		0	0	0
Undervotes	31		0	12	19

### REP Justice, Supreme Court, PI 5

Vote For 1

	TOTAL	VOTE %	Absentee	Early Voting	Election Day
Rebeca Huddle	58	100.00%	2	28	28
Total Votes Cast	58	100.00%	2	28	28
Overvotes	0		0	0	0
Undervotes	31		0	13	18

### REP Justice, Supreme Court, PI 9

Vote For 1

	TOTAL	VOTE %	Absentee	Early Voting	Election Day
David J. Schenck	35	57.38%	0	17	18
Evan Young	26	42.62%	2	11	13
Total Votes Cast	61	100.00%	2	28	31
Overvotes	0		0	0	0
Undervotes	28		0	13	15

### REP Judge, Ct of Crim App, PI 2

Vote For 1

	TOTAL	VOTE %	Absentee	Early Voting	Election Day
Mary Lou Keel	57	100.00%	2	27	28
Total Votes Cast	57	100.00%	2	27	28
Overvotes	0		0	0	0
Undervotes	32		0	14	18

## Precinct 0048

### REP Judge, Ct of Crim App, PI 5

Vote For 1

	TOTAL	VOTE %		Absentee	Early Voting	Election Day
Clint Morgan	39	58.21%	<div style="width: 58.21%;"><div style="width: 58.21%;"></div></div>	2	21	16
Scott Walker	28	41.79%	<div style="width: 41.79%;"><div style="width: 41.79%;"></div></div>	0	11	17
Total Votes Cast	67	100.00%	<div style="width: 100.00%;"><div style="width: 100.00%;"></div></div>	2	32	33
Overvotes	0			0	0	0
Undervotes	22			0	9	13

### REP Judge, Ct of Crim App, PI 6

Vote For 1

	TOTAL	VOTE %		Absentee	Early Voting	Election Day
Jesse F. McClure, III	58	100.00%	<div style="width: 100.00%;"><div style="width: 100.00%;"></div></div>	2	28	28
Total Votes Cast	58	100.00%	<div style="width: 100.00%;"><div style="width: 100.00%;"></div></div>	2	28	28
Overvotes	0			0	0	0
Undervotes	31			0	13	18

### REP Member, State BoE, Dist 9

Vote For 1

	TOTAL	VOTE %		Absentee	Early Voting	Election Day
Keven M. Ellis	57	100.00%	<div style="width: 100.00%;"><div style="width: 100.00%;"></div></div>	2	28	27
Total Votes Cast	57	100.00%	<div style="width: 100.00%;"><div style="width: 100.00%;"></div></div>	2	28	27
Overvotes	0			0	0	0
Undervotes	32			0	13	19

### REP State Senator, Dist 1

Vote For 1

	TOTAL	VOTE %		Absentee	Early Voting	Election Day
Bryan Hughes	64	100.00%	<div style="width: 100.00%;"><div style="width: 100.00%;"></div></div>	2	29	33
Total Votes Cast	64	100.00%	<div style="width: 100.00%;"><div style="width: 100.00%;"></div></div>	2	29	33
Overvotes	0			0	0	0
Undervotes	25			0	12	13

### REP State Rep, Dist 6

Vote For 1

	TOTAL	VOTE %		Absentee	Early Voting	Election Day
Matt Schaefer	68	88.31%	<div style="width: 88.31%;"><div style="width: 88.31%;"></div></div>	2	33	33
Charles Turner	9	11.69%	<div style="width: 11.69%;"><div style="width: 11.69%;"></div></div>	0	4	5
Total Votes Cast	77	100.00%	<div style="width: 100.00%;"><div style="width: 100.00%;"></div></div>	2	37	38
Overvotes	0			0	0	0
Undervotes	12			0	4	8

## Precinct 0048

### REP Justice, 12th Ct of App Dist, PI 2

Vote For 1

	TOTAL	VOTE %	Absentee	Early Voting	Election Day
Brian Hoyle	58	100.00%	2	28	28
Total Votes Cast	58	100.00%	2	28	28
Overvotes	0		0	0	0
Undervotes	31		0	13	18

### REP Dist Judge, 241st Judicial Dist

Vote For 1

	TOTAL	VOTE %	Absentee	Early Voting	Election Day
Debby Gunter	64	100.00%	2	34	28
Total Votes Cast	64	100.00%	2	34	28
Overvotes	0		0	0	0
Undervotes	25		0	7	18

### REP Dist Judge, 321st Judicial Dist

Vote For 1

	TOTAL	VOTE %	Absentee	Early Voting	Election Day
Robert Wilson	61	100.00%	2	31	28
Total Votes Cast	61	100.00%	2	31	28
Overvotes	0		0	0	0
Undervotes	28		0	10	18

### REP Criminal District Attorney

Vote For 1

	TOTAL	VOTE %	Absentee	Early Voting	Election Day
Jacob Putman	61	100.00%	2	31	28
Total Votes Cast	61	100.00%	2	31	28
Overvotes	0		0	0	0
Undervotes	28		0	10	18

### REP County Judge

Vote For 1

	TOTAL	VOTE %	Absentee	Early Voting	Election Day
Neal Franklin	61	100.00%	2	31	28
Total Votes Cast	61	100.00%	2	31	28
Overvotes	0		0	0	0
Undervotes	28		0	10	18

### REP Judge, County Court at Law No. 1

Vote For 1

	TOTAL	VOTE %	Absentee	Early Voting	Election Day
Jason Ellis	64	100.00%	2	33	29
Total Votes Cast	64	100.00%	2	33	29
Overvotes	0		0	0	0
Undervotes	25		0	8	17

## Precinct 0048

### REP Judge, County Court at Law No. 2

Vote For 1

	TOTAL	VOTE %		Absentee	Early Voting	Election Day
Taylor Heaton	62	100.00%	<div style="width: 100%; height: 10px; background-color: #ffc107;"></div>	2	32	28
Total Votes Cast	62	100.00%	<div style="width: 100%; height: 10px; background-color: #ffc107;"></div>	2	32	28
Overvotes	0			0	0	0
Undervotes	27			0	9	18

### REP Judge, County Court at Law No. 3

Vote For 1

	TOTAL	VOTE %		Absentee	Early Voting	Election Day
Sara Maynard	34	47.22%	<div style="width: 47.22%; height: 10px; background-color: #ffc107;"></div>	0	18	16
Trevor M. Rose	10	13.89%	<div style="width: 13.89%; height: 10px; background-color: #ffc107;"></div>	0	6	4
Clay White	28	38.89%	<div style="width: 38.89%; height: 10px; background-color: #ffc107;"></div>	2	12	14
Total Votes Cast	72	100.00%	<div style="width: 100%; height: 10px; background-color: #ffc107;"></div>	2	36	34
Overvotes	0			0	0	0
Undervotes	17			0	5	12

### REP District Clerk

Vote For 1

	TOTAL	VOTE %		Absentee	Early Voting	Election Day
Penny Clarkston	61	100.00%	<div style="width: 100%; height: 10px; background-color: #ffc107;"></div>	2	31	28
Total Votes Cast	61	100.00%	<div style="width: 100%; height: 10px; background-color: #ffc107;"></div>	2	31	28
Overvotes	0			0	0	0
Undervotes	28			0	10	18

### REP County Clerk

Vote For 1

	TOTAL	VOTE %		Absentee	Early Voting	Election Day
Karen Bryant Phillips	60	100.00%	<div style="width: 100%; height: 10px; background-color: #ffc107;"></div>	2	30	28
Total Votes Cast	60	100.00%	<div style="width: 100%; height: 10px; background-color: #ffc107;"></div>	2	30	28
Overvotes	0			0	0	0
Undervotes	29			0	11	18

### REP County Treasurer

Vote For 1

	TOTAL	VOTE %		Absentee	Early Voting	Election Day
Kelli R. White	59	89.39%	<div style="width: 89.39%; height: 10px; background-color: #ffc107;"></div>	2	31	26
Jamie Boersma	7	10.61%	<div style="width: 10.61%; height: 10px; background-color: #ffc107;"></div>	0	3	4
Total Votes Cast	66	100.00%	<div style="width: 100%; height: 10px; background-color: #ffc107;"></div>	2	34	30
Overvotes	0			0	0	0
Undervotes	23			0	7	16

## Precinct 0048

### REP JOP Pct 5

Vote For 1

	TOTAL	VOTE %		Absentee	Early Voting	Election Day
Jon Wayne Johnson	63	100.00%	<div style="width: 100%; height: 10px; background-color: #ffc107;"></div>	2	32	29
Total Votes Cast	63	100.00%	<div style="width: 100%; height: 10px; background-color: #ffc107;"></div>	2	32	29
Overvotes	0			0	0	0
Undervotes	26			0	9	17

### REP County Chair

Vote For 1

	TOTAL	VOTE %		Absentee	Early Voting	Election Day
David Stein	60	100.00%	<div style="width: 100%; height: 10px; background-color: #ffc107;"></div>	2	30	28
Total Votes Cast	60	100.00%	<div style="width: 100%; height: 10px; background-color: #ffc107;"></div>	2	30	28
Overvotes	0			0	0	0
Undervotes	29			0	11	18

### REP Proposition 1

Vote For 1

	TOTAL	VOTE %		Absentee	Early Voting	Election Day
YES	83	97.65%	<div style="width: 97.65%; height: 10px; background-color: #ffc107;"></div>	2	39	42
NO	2	2.35%	<div style="width: 2.35%; height: 10px; background-color: #6c757d;"></div>	0	1	1
Total Votes Cast	85	100.00%	<div style="width: 100%; height: 10px; background-color: #ffc107;"></div>	2	40	43
Overvotes	0			0	0	0
Undervotes	4			0	1	3

### REP Proposition 2

Vote For 1

	TOTAL	VOTE %		Absentee	Early Voting	Election Day
YES	63	77.78%	<div style="width: 77.78%; height: 10px; background-color: #ffc107;"></div>	2	28	33
NO	18	22.22%	<div style="width: 22.22%; height: 10px; background-color: #6c757d;"></div>	0	10	8
Total Votes Cast	81	100.00%	<div style="width: 100%; height: 10px; background-color: #ffc107;"></div>	2	38	41
Overvotes	0			0	0	0
Undervotes	8			0	3	5

### REP Proposition 3

Vote For 1

	TOTAL	VOTE %		Absentee	Early Voting	Election Day
YES	80	90.91%	<div style="width: 90.91%; height: 10px; background-color: #ffc107;"></div>	0	37	43
NO	8	9.09%	<div style="width: 9.09%; height: 10px; background-color: #6c757d;"></div>	2	4	2
Total Votes Cast	88	100.00%	<div style="width: 100%; height: 10px; background-color: #ffc107;"></div>	2	41	45
Overvotes	0			0	0	0
Undervotes	1			0	0	1

## Precinct 0048

### REP Proposition 4

Vote For 1

	TOTAL	VOTE %	Absentee	Early Voting	Election Day
YES	85	95.51%	2	40	43
NO	4	4.49%	0	1	3
Total Votes Cast	89	100.00%	2	41	46
Overvotes	0		0	0	0
Undervotes	0		0	0	0

### REP Proposition 5

Vote For 1

	TOTAL	VOTE %	Absentee	Early Voting	Election Day
YES	78	91.76%	1	37	40
NO	7	8.24%	1	3	3
Total Votes Cast	85	100.00%	2	40	43
Overvotes	0		0	0	0
Undervotes	4		0	1	3

### REP Proposition 6

Vote For 1

	TOTAL	VOTE %	Absentee	Early Voting	Election Day
YES	78	93.98%	2	34	42
NO	5	6.02%	0	4	1
Total Votes Cast	83	100.00%	2	38	43
Overvotes	0		0	0	0
Undervotes	6		0	3	3

### REP Proposition 7

Vote For 1

	TOTAL	VOTE %	Absentee	Early Voting	Election Day
YES	84	96.55%	2	38	44
NO	3	3.45%	0	2	1
Total Votes Cast	87	100.00%	2	40	45
Overvotes	0		0	0	0
Undervotes	2		0	1	1

### REP Proposition 8




Vote For 1

	TOTAL	VOTE %	Absentee	Early Voting	Election Day
YES	85	96.59%	2	38	45
NO	3	3.41%	0	2	1
Total Votes Cast	88	100.00%	2	40	46
Overvotes	0		0	0	0
Undervotes	1		0	1	0

## Precinct 0048




### REP Proposition 9

Vote For 1

	TOTAL	VOTE %		Absentee	Early Voting	Election Day
YES	84	94.38%		2	40	42
NO	5	5.62%		0	1	4
Total Votes Cast	89	100.00%		2	41	46
Overvotes	0			0	0	0
Undervotes	0			0	0	0

### REP Proposition 10

Vote For 1

	TOTAL	VOTE %		Absentee	Early Voting	Election Day
YES	82	94.25%		2	36	44
NO	5	5.75%		0	4	1
Total Votes Cast	87	100.00%		2	40	45
Overvotes	0			0	0	0
Undervotes	2			0	1	1



## Precinct 0049

### Statistics

	TOTAL	Absentee	Early Voting	Election Day
Registered Voters - Total	349			
Ballots Cast - Total	90	1	45	44
Ballots Cast - Republican Party	80	0	40	40
Ballots Cast - Democratic Party	10	1	5	4
Ballots Cast - Blank	0	0	0	0
Voter Turnout - Total	25.79%			

### REP US Rep, District 1

Vote For 1

	TOTAL	VOTE %	Absentee	Early Voting	Election Day
Aditya "A.D." Atholi	8	10.67%	0	2	6
John Porro	3	4.00%	0	1	2
Nathaniel Moran	52	69.33%	0	29	23
Joe McDaniel	12	16.00%	0	4	8
Total Votes Cast	75	100.00%	0	36	39
Overvotes	0		0	0	0
Undervotes	5		0	4	1

### REP Governor

Vote For 1

	TOTAL	VOTE %	Absentee	Early Voting	Election Day
Danny Harrison	0	0.00%	0	0	0
Chad Prather	3	3.75%	0	0	3
Paul Belew	0	0.00%	0	0	0
Rick Perry	2	2.50%	0	1	1
Don Huffines	10	12.50%	0	1	9
Allen B. West	23	28.75%	0	11	12
Greg Abbott	41	51.25%	0	26	15
Kandy Kaye Horn	1	1.25%	0	1	0
Total Votes Cast	80	100.00%	0	40	40
Overvotes	0		0	0	0
Undervotes	0		0	0	0

### REP Lieutenant Governor

Vote For 1

	TOTAL	VOTE %	Absentee	Early Voting	Election Day
Daniel Miller	9	12.00%	0	2	7
Dan Patrick	55	73.33%	0	28	27
Todd M. Bullis	0	0.00%	0	0	0
Trayce Bradford	10	13.33%	0	5	5
Aaron Sorrells	1	1.33%	0	0	1
Zach Vance	0	0.00%	0	0	0
Total Votes Cast	75	100.00%	0	35	40
Overvotes	0		0	0	0
Undervotes	5		0	5	0

## Precinct 0049

### REP Attorney General

Vote For 1

	TOTAL	VOTE %	Absentee	Early Voting	Election Day
George P. Bush	6	7.59%	0	4	2
Louie Gohmert	55	69.62%	0	24	31
Ken Paxton	16	20.25%	0	9	7
Eva Guzman	2	2.53%	0	2	0
Total Votes Cast	79	100.00%	0	39	40
Overvotes	0		0	0	0
Undervotes	1		0	1	0

### REP Comptroller of Public Accounts

Vote For 1

	TOTAL	VOTE %	Absentee	Early Voting	Election Day
Mark V. Goloby	13	19.40%	0	7	6
Glenn Hegar	54	80.60%	0	25	29
Total Votes Cast	67	100.00%	0	32	35
Overvotes	0		0	0	0
Undervotes	13		0	8	5

### REP Comm General Land Office

Vote For 1

	TOTAL	VOTE %	Absentee	Early Voting	Election Day
Dawn Buckingham	23	33.33%	0	10	13
Don W. Minton	12	17.39%	0	3	9
Ben Armenta	3	4.35%	0	1	2
Rufus Lopez	1	1.45%	0	1	0
Tim Westley	11	15.94%	0	5	6
Jon Spiers	16	23.19%	0	11	5
Victor Avila	2	2.90%	0	1	1
Weston Martinez	1	1.45%	0	1	0
Total Votes Cast	69	100.00%	0	33	36
Overvotes	0		0	0	0
Undervotes	11		0	7	4

### REP Commissioner of Agriculture

Vote For 1

	TOTAL	VOTE %	Absentee	Early Voting	Election Day
Sid Miller	35	51.47%	0	15	20
James White	27	39.71%	0	16	11
Carey A. Council	6	8.82%	0	2	4
Total Votes Cast	68	100.00%	0	33	35
Overvotes	0		0	0	0
Undervotes	12		0	7	5

## Precinct 0049

### REP Railroad Commissioner

Vote For 1

	TOTAL	VOTE %	Absentee	Early Voting	Election Day
Tom Slocum Jr	15	21.13%	0	9	6
Marvin "Sarge" Summers	4	5.63%	0	1	3
Sarah Stogner	11	15.49%	0	4	7
Dawayne Tipton	5	7.04%	0	4	1
Wayne Christian	36	50.70%	0	17	19
Total Votes Cast	71	100.00%	0	35	36
Overvotes	0		0	0	0
Undervotes	9		0	5	4

### REP Justice, Supreme Court, PI 3

Vote For 1

	TOTAL	VOTE %	Absentee	Early Voting	Election Day
Debra Lehrmann	61	100.00%	0	33	28
Total Votes Cast	61	100.00%	0	33	28
Overvotes	0		0	0	0
Undervotes	19		0	7	12

### REP Justice, Supreme Court, PI 5

Vote For 1

	TOTAL	VOTE %	Absentee	Early Voting	Election Day
Rebeca Huddle	61	100.00%	0	33	28
Total Votes Cast	61	100.00%	0	33	28
Overvotes	0		0	0	0
Undervotes	19		0	7	12

### REP Justice, Supreme Court, PI 9

Vote For 1

	TOTAL	VOTE %	Absentee	Early Voting	Election Day
David J. Schenck	33	51.56%	0	17	16
Evan Young	31	48.44%	0	14	17
Total Votes Cast	64	100.00%	0	31	33
Overvotes	0		0	0	0
Undervotes	16		0	9	7

### REP Judge, Ct of Crim App, PI 2

Vote For 1

	TOTAL	VOTE %	Absentee	Early Voting	Election Day
Mary Lou Keel	58	100.00%	0	30	28
Total Votes Cast	58	100.00%	0	30	28
Overvotes	0		0	0	0
Undervotes	22		0	10	12

## Precinct 0049

### REP Judge, Ct of Crim App, PI 5

Vote For 1

	TOTAL	VOTE %		Absentee	Early Voting	Election Day
Clint Morgan	33	53.23%	<div style="width: 53.23%;"><div style="width: 53.23%;"></div></div>	0	19	14
Scott Walker	29	46.77%	<div style="width: 46.77%;"><div style="width: 46.77%;"></div></div>	0	14	15
Total Votes Cast	62	100.00%	<div style="width: 100.00%;"><div style="width: 100.00%;"></div></div>	0	33	29
Overvotes	0			0	0	0
Undervotes	18			0	7	11

### REP Judge, Ct of Crim App, PI 6

Vote For 1

	TOTAL	VOTE %		Absentee	Early Voting	Election Day
Jesse F. McClure, III	57	100.00%	<div style="width: 100.00%;"><div style="width: 100.00%;"></div></div>	0	30	27
Total Votes Cast	57	100.00%	<div style="width: 100.00%;"><div style="width: 100.00%;"></div></div>	0	30	27
Overvotes	0			0	0	0
Undervotes	23			0	10	13

### REP Member, State BoE, Dist 9

Vote For 1

	TOTAL	VOTE %		Absentee	Early Voting	Election Day
Keven M. Ellis	57	100.00%	<div style="width: 100.00%;"><div style="width: 100.00%;"></div></div>	0	31	26
Total Votes Cast	57	100.00%	<div style="width: 100.00%;"><div style="width: 100.00%;"></div></div>	0	31	26
Overvotes	0			0	0	0
Undervotes	23			0	9	14

### REP State Senator, Dist 1

Vote For 1

	TOTAL	VOTE %		Absentee	Early Voting	Election Day
Bryan Hughes	64	100.00%	<div style="width: 100.00%;"><div style="width: 100.00%;"></div></div>	0	33	31
Total Votes Cast	64	100.00%	<div style="width: 100.00%;"><div style="width: 100.00%;"></div></div>	0	33	31
Overvotes	0			0	0	0
Undervotes	16			0	7	9

### REP State Rep, Dist 5

Vote For 1

	TOTAL	VOTE %		Absentee	Early Voting	Election Day
Cole Hefner	59	81.94%	<div style="width: 81.94%;"><div style="width: 81.94%;"></div></div>	0	30	29
Dewey R. Collier	13	18.06%	<div style="width: 18.06%;"><div style="width: 18.06%;"></div></div>	0	6	7
Total Votes Cast	72	100.00%	<div style="width: 100.00%;"><div style="width: 100.00%;"></div></div>	0	36	36
Overvotes	0			0	0	0
Undervotes	8			0	4	4

## Precinct 0049

### REP Justice, 12th Ct of App Dist, PI 2

Vote For 1

	TOTAL	VOTE %	Absentee	Early Voting	Election Day
Brian Hoyle	59	100.00%	0	31	28
Total Votes Cast	59	100.00%	0	31	28
Overvotes	0		0	0	0
Undervotes	21		0	9	12

### REP Dist Judge, 241st Judicial Dist

Vote For 1

	TOTAL	VOTE %	Absentee	Early Voting	Election Day
Debby Gunter	56	100.00%	0	32	24
Total Votes Cast	56	100.00%	0	32	24
Overvotes	0		0	0	0
Undervotes	24		0	8	16

### REP Dist Judge, 321st Judicial Dist

Vote For 1

	TOTAL	VOTE %	Absentee	Early Voting	Election Day
Robert Wilson	56	100.00%	0	31	25
Total Votes Cast	56	100.00%	0	31	25
Overvotes	0		0	0	0
Undervotes	24		0	9	15

### REP Criminal District Attorney

Vote For 1

	TOTAL	VOTE %	Absentee	Early Voting	Election Day
Jacob Putman	57	100.00%	0	32	25
Total Votes Cast	57	100.00%	0	32	25
Overvotes	0		0	0	0
Undervotes	23		0	8	15

### REP County Judge

Vote For 1

	TOTAL	VOTE %	Absentee	Early Voting	Election Day
Neal Franklin	55	100.00%	0	31	24
Total Votes Cast	55	100.00%	0	31	24
Overvotes	0		0	0	0
Undervotes	25		0	9	16

### REP Judge, County Court at Law No. 1

Vote For 1

	TOTAL	VOTE %	Absentee	Early Voting	Election Day
Jason Ellis	56	100.00%	0	31	25
Total Votes Cast	56	100.00%	0	31	25
Overvotes	0		0	0	0
Undervotes	24		0	9	15

## Precinct 0049

### REP Judge, County Court at Law No. 2

Vote For 1

	TOTAL	VOTE %		Absentee	Early Voting	Election Day
Taylor Heaton	55	100.00%	<div style="width: 100%; height: 10px; background-color: #ffc107;"></div>	0	30	25
Total Votes Cast	55	100.00%	<div style="width: 100%; height: 10px; background-color: #ffc107;"></div>	0	30	25
Overvotes	0			0	0	0
Undervotes	25			0	10	15

### REP Judge, County Court at Law No. 3

Vote For 1

	TOTAL	VOTE %		Absentee	Early Voting	Election Day
Sara Maynard	27	42.19%	<div style="width: 42.19%; height: 10px; background-color: #ffc107;"></div>	0	11	16
Trevor M. Rose	12	18.75%	<div style="width: 18.75%; height: 10px; background-color: #ffc107;"></div>	0	8	4
Clay White	25	39.06%	<div style="width: 39.06%; height: 10px; background-color: #ffc107;"></div>	0	14	11
Total Votes Cast	64	100.00%	<div style="width: 100%; height: 10px; background-color: #ffc107;"></div>	0	33	31
Overvotes	0			0	0	0
Undervotes	16			0	7	9

### REP District Clerk

Vote For 1

	TOTAL	VOTE %		Absentee	Early Voting	Election Day
Penny Clarkston	55	100.00%	<div style="width: 100%; height: 10px; background-color: #ffc107;"></div>	0	32	23
Total Votes Cast	55	100.00%	<div style="width: 100%; height: 10px; background-color: #ffc107;"></div>	0	32	23
Overvotes	0			0	0	0
Undervotes	25			0	8	17

### REP County Clerk

Vote For 1

	TOTAL	VOTE %		Absentee	Early Voting	Election Day
Karen Bryant Phillips	54	100.00%	<div style="width: 100%; height: 10px; background-color: #ffc107;"></div>	0	30	24
Total Votes Cast	54	100.00%	<div style="width: 100%; height: 10px; background-color: #ffc107;"></div>	0	30	24
Overvotes	0			0	0	0
Undervotes	26			0	10	16

### REP County Treasurer

Vote For 1

	TOTAL	VOTE %		Absentee	Early Voting	Election Day
Kelli R. White	38	67.86%	<div style="width: 67.86%; height: 10px; background-color: #ffc107;"></div>	0	20	18
Jamie Boersma	18	32.14%	<div style="width: 32.14%; height: 10px; background-color: #ffc107;"></div>	0	7	11
Total Votes Cast	56	100.00%	<div style="width: 100%; height: 10px; background-color: #ffc107;"></div>	0	27	29
Overvotes	0			0	0	0
Undervotes	24			0	13	11

## Precinct 0049

### REP JOP Pct 5

Vote For 1

	TOTAL	VOTE %	Absentee	Early Voting	Election Day
Jon Wayne Johnson	56	100.00%	0	31	25
Total Votes Cast	56	100.00%	0	31	25
Overvotes	0		0	0	0
Undervotes	24		0	9	15

### REP County Chair

Vote For 1

	TOTAL	VOTE %	Absentee	Early Voting	Election Day
David Stein	58	100.00%	0	31	27
Total Votes Cast	58	100.00%	0	31	27
Overvotes	0		0	0	0
Undervotes	22		0	9	13

### REP Proposition 1

Vote For 1

	TOTAL	VOTE %	Absentee	Early Voting	Election Day
YES	79	98.75%	0	39	40
NO	1	1.25%	0	1	0
Total Votes Cast	80	100.00%	0	40	40
Overvotes	0		0	0	0
Undervotes	0		0	0	0

### REP Proposition 2

Vote For 1

	TOTAL	VOTE %	Absentee	Early Voting	Election Day
YES	63	80.77%	0	33	30
NO	15	19.23%	0	7	8
Total Votes Cast	78	100.00%	0	40	38
Overvotes	0		0	0	0
Undervotes	2		0	0	2

### REP Proposition 3

Vote For 1

	TOTAL	VOTE %	Absentee	Early Voting	Election Day
YES	74	93.67%	0	35	39
NO	5	6.33%	0	5	0
Total Votes Cast	79	100.00%	0	40	39
Overvotes	0		0	0	0
Undervotes	1		0	0	1

## Precinct 0049

### REP Proposition 4

Vote For 1

	TOTAL	VOTE %		Absentee	Early Voting	Election Day
YES	75	93.75%	<div style="width: 93.75%;"><div style="width: 93.75%;"></div></div>	0	35	40
NO	5	6.25%	<div style="width: 6.25%;"><div style="width: 6.25%;"></div></div>	0	5	0
Total Votes Cast	80	100.00%	<div style="width: 100.00%;"><div style="width: 100.00%;"></div></div>	0	40	40
Overvotes	0			0	0	0
Undervotes	0			0	0	0

### REP Proposition 5

Vote For 1

	TOTAL	VOTE %		Absentee	Early Voting	Election Day
YES	70	88.61%	<div style="width: 88.61%;"><div style="width: 88.61%;"></div></div>	0	33	37
NO	9	11.39%	<div style="width: 11.39%;"><div style="width: 11.39%;"></div></div>	0	7	2
Total Votes Cast	79	100.00%	<div style="width: 100.00%;"><div style="width: 100.00%;"></div></div>	0	40	39
Overvotes	0			0	0	0
Undervotes	1			0	0	1

### REP Proposition 6

Vote For 1

	TOTAL	VOTE %		Absentee	Early Voting	Election Day
YES	68	87.18%	<div style="width: 87.18%;"><div style="width: 87.18%;"></div></div>	0	34	34
NO	10	12.82%	<div style="width: 12.82%;"><div style="width: 12.82%;"></div></div>	0	5	5
Total Votes Cast	78	100.00%	<div style="width: 100.00%;"><div style="width: 100.00%;"></div></div>	0	39	39
Overvotes	0			0	0	0
Undervotes	2			0	1	1

### REP Proposition 7

Vote For 1

	TOTAL	VOTE %		Absentee	Early Voting	Election Day
YES	79	98.75%	<div style="width: 98.75%;"><div style="width: 98.75%;"></div></div>	0	39	40
NO	1	1.25%	<div style="width: 1.25%;"><div style="width: 1.25%;"></div></div>	0	1	0
Total Votes Cast	80	100.00%	<div style="width: 100.00%;"><div style="width: 100.00%;"></div></div>	0	40	40
Overvotes	0			0	0	0
Undervotes	0			0	0	0

### REP Proposition 8

Vote For 1




	TOTAL	VOTE %		Absentee	Early Voting	Election Day
YES	78	97.50%	<div style="width: 97.50%;"><div style="width: 97.50%;"></div></div>	0	38	40
NO	2	2.50%	<div style="width: 2.50%;"><div style="width: 2.50%;"></div></div>	0	2	0
Total Votes Cast	80	100.00%	<div style="width: 100.00%;"><div style="width: 100.00%;"></div></div>	0	40	40
Overvotes	0			0	0	0
Undervotes	0			0	0	0



## Precinct 0049




### REP Proposition 9

Vote For 1

	TOTAL	VOTE %		Absentee	Early Voting	Election Day
YES	72	91.14%		0	36	36
NO	7	8.86%		0	4	3
Total Votes Cast	79	100.00%		0	40	39
Overvotes	0			0	0	0
Undervotes	1			0	0	1

### REP Proposition 10

Vote For 1

	TOTAL	VOTE %		Absentee	Early Voting	Election Day
YES	74	94.87%		0	35	39
NO	4	5.13%		0	4	0
Total Votes Cast	78	100.00%		0	39	39
Overvotes	0			0	0	0
Undervotes	2			0	1	1

## Precinct 0050

Statistics	TOTAL	Absentee	Early Voting	Election Day
Registered Voters - Total	2,344			
Ballots Cast - Total	745	30	402	313
Ballots Cast - Republican Party	662	20	356	286
Ballots Cast - Democratic Party	83	10	46	27
Ballots Cast - Blank	0	0	0	0
Voter Turnout - Total	31.78%			

### REP US Rep, District 1

Vote For 1

	TOTAL	VOTE %	Absentee	Early Voting	Election Day
Aditya "A.D." Atholi	33	5.31%	1	12	20
John Porro	12	1.93%	0	4	8
Nathaniel Moran	546	87.92%	16	304	226
Joe McDaniel	30	4.83%	2	17	11
Total Votes Cast	621	100.00%	19	337	265
Overvotes	0		0	0	0
Undervotes	41		1	19	21

### REP Governor

Vote For 1

	TOTAL	VOTE %	Absentee	Early Voting	Election Day
Danny Harrison	1	0.15%	0	0	1
Chad Prather	7	1.08%	0	4	3
Paul Belew	1	0.15%	0	0	1
Rick Perry	16	2.47%	0	8	8
Don Huffines	63	9.72%	1	29	33
Allen B. West	101	15.59%	3	60	38
Greg Abbott	455	70.22%	16	248	191
Kandy Kaye Horn	4	0.62%	0	2	2
Total Votes Cast	648	100.00%	20	351	277
Overvotes	0		0	0	0
Undervotes	14		0	5	9

### REP Lieutenant Governor

Vote For 1

	TOTAL	VOTE %	Absentee	Early Voting	Election Day
Daniel Miller	61	10.23%	3	25	33
Dan Patrick	445	74.66%	16	253	176
Todd M. Bullis	3	0.50%	0	1	2
Trayce Bradford	56	9.40%	1	35	20
Aaron Sorrells	21	3.52%	0	8	13
Zach Vance	10	1.68%	0	6	4
Total Votes Cast	596	100.00%	20	328	248
Overvotes	0		0	0	0
Undervotes	66		0	28	38

## Precinct 0050

### REP Attorney General

Vote For 1

	TOTAL	VOTE %	Absentee	Early Voting	Election Day
George P. Bush	102	15.55%	3	52	47
Louie Gohmert	367	55.95%	10	192	165
Ken Paxton	125	19.05%	4	71	50
Eva Guzman	62	9.45%	2	38	22
Total Votes Cast	656	100.00%	19	353	284
Overvotes	1		1	0	0
Undervotes	5		0	3	2

### REP Comptroller of Public Accounts

Vote For 1

	TOTAL	VOTE %	Absentee	Early Voting	Election Day
Mark V. Goloby	75	15.40%	6	40	29
Glenn Hegar	412	84.60%	8	233	171
Total Votes Cast	487	100.00%	14	273	200
Overvotes	0		0	0	0
Undervotes	175		6	83	86

### REP Comm General Land Office

Vote For 1

	TOTAL	VOTE %	Absentee	Early Voting	Election Day
Dawn Buckingham	171	36.70%	7	97	67
Don W. Minton	68	14.59%	1	39	28
Ben Armenta	4	0.86%	0	2	2
Rufus Lopez	12	2.58%	0	6	6
Tim Westley	30	6.44%	0	12	18
Jon Spiers	141	30.26%	4	87	50
Victor Avila	18	3.86%	1	8	9
Weston Martinez	22	4.72%	1	14	7
Total Votes Cast	466	100.00%	14	265	187
Overvotes	0		0	0	0
Undervotes	196		6	91	99

### REP Commissioner of Agriculture

Vote For 1

	TOTAL	VOTE %	Absentee	Early Voting	Election Day
Sid Miller	258	55.13%	5	155	98
James White	181	38.68%	4	96	81
Carey A. Council	29	6.20%	2	15	12
Total Votes Cast	468	100.00%	11	266	191
Overvotes	0		0	0	0
Undervotes	194		9	90	95

## Precinct 0050

### REP Railroad Commissioner

Vote For 1

	TOTAL	VOTE %	Absentee	Early Voting	Election Day
Tom Slocum Jr	54	11.09%	0	27	27
Marvin "Sarge" Summers	23	4.72%	0	15	8
Sarah Stogner	62	12.73%	4	26	32
Dawayne Tipton	20	4.11%	0	8	12
Wayne Christian	328	67.35%	10	199	119
Total Votes Cast	487	100.00%	14	275	198
Overvotes	0		0	0	0
Undervotes	175		6	81	88

### REP Justice, Supreme Court, PI 3

Vote For 1

	TOTAL	VOTE %	Absentee	Early Voting	Election Day
Debra Lehrmann	420	100.00%	13	239	168
Total Votes Cast	420	100.00%	13	239	168
Overvotes	0		0	0	0
Undervotes	242		7	117	118

### REP Justice, Supreme Court, PI 5

Vote For 1

	TOTAL	VOTE %	Absentee	Early Voting	Election Day
Rebeca Huddle	415	100.00%	14	236	165
Total Votes Cast	415	100.00%	14	236	165
Overvotes	0		0	0	0
Undervotes	247		6	120	121

### REP Justice, Supreme Court, PI 9

Vote For 1

	TOTAL	VOTE %	Absentee	Early Voting	Election Day
David J. Schenck	264	61.54%	3	156	105
Evan Young	165	38.46%	9	90	66
Total Votes Cast	429	100.00%	12	246	171
Overvotes	0		0	0	0
Undervotes	233		8	110	115

### REP Judge, Ct of Crim App, PI 2

Vote For 1

	TOTAL	VOTE %	Absentee	Early Voting	Election Day
Mary Lou Keel	380	100.00%	13	220	147
Total Votes Cast	380	100.00%	13	220	147
Overvotes	0		0	0	0
Undervotes	282		7	136	139

## Precinct 0050

### REP Judge, Ct of Crim App, PI 5

Vote For 1

	TOTAL	VOTE %		Absentee	Early Voting	Election Day
Clint Morgan	214	50.47%	<div style="width: 50.47%;"><div style="width: 50.47%;"></div></div>	7	123	84
Scott Walker	210	49.53%	<div style="width: 49.53%;"><div style="width: 49.53%;"></div></div>	5	122	83
Total Votes Cast	424	100.00%	<div style="width: 100.00%;"><div style="width: 100.00%;"></div></div>	12	245	167
Overvotes	0			0	0	0
Undervotes	238			8	111	119

### REP Judge, Ct of Crim App, PI 6

Vote For 1

	TOTAL	VOTE %		Absentee	Early Voting	Election Day
Jesse F. McClure, III	389	100.00%	<div style="width: 100.00%;"><div style="width: 100.00%;"></div></div>	12	224	153
Total Votes Cast	389	100.00%	<div style="width: 100.00%;"><div style="width: 100.00%;"></div></div>	12	224	153
Overvotes	0			0	0	0
Undervotes	273			8	132	133

### REP Member, State BoE, Dist 9

Vote For 1

	TOTAL	VOTE %		Absentee	Early Voting	Election Day
Keven M. Ellis	394	100.00%	<div style="width: 100.00%;"><div style="width: 100.00%;"></div></div>	13	221	160
Total Votes Cast	394	100.00%	<div style="width: 100.00%;"><div style="width: 100.00%;"></div></div>	13	221	160
Overvotes	0			0	0	0
Undervotes	268			7	135	126

### REP State Senator, Dist 1

Vote For 1

	TOTAL	VOTE %		Absentee	Early Voting	Election Day
Bryan Hughes	492	100.00%	<div style="width: 100.00%;"><div style="width: 100.00%;"></div></div>	17	271	204
Total Votes Cast	492	100.00%	<div style="width: 100.00%;"><div style="width: 100.00%;"></div></div>	17	271	204
Overvotes	0			0	0	0
Undervotes	170			3	85	82

### REP State Rep, Dist 6

Vote For 1

	TOTAL	VOTE %		Absentee	Early Voting	Election Day
Matt Schaefer	524	87.77%	<div style="width: 87.77%;"><div style="width: 87.77%;"></div></div>	15	294	215
Charles Turner	73	12.23%	<div style="width: 12.23%;"><div style="width: 12.23%;"></div></div>	2	33	38
Total Votes Cast	597	100.00%	<div style="width: 100.00%;"><div style="width: 100.00%;"></div></div>	17	327	253
Overvotes	0			0	0	0
Undervotes	65			3	29	33

## Precinct 0050

### REP Justice, 12th Ct of App Dist, PI 2

Vote For 1

	TOTAL	VOTE %	Absentee	Early Voting	Election Day
Brian Hoyle	411	100.00%	12	232	167
Total Votes Cast	411	100.00%	12	232	167
Overvotes	0		0	0	0
Undervotes	251		8	124	119

### REP Dist Judge, 241st Judicial Dist

Vote For 1

	TOTAL	VOTE %	Absentee	Early Voting	Election Day
Debby Gunter	439	100.00%	12	252	175
Total Votes Cast	439	100.00%	12	252	175
Overvotes	0		0	0	0
Undervotes	223		8	104	111

### REP Dist Judge, 321st Judicial Dist

Vote For 1

	TOTAL	VOTE %	Absentee	Early Voting	Election Day
Robert Wilson	446	100.00%	13	253	180
Total Votes Cast	446	100.00%	13	253	180
Overvotes	0		0	0	0
Undervotes	216		7	103	106

### REP Criminal District Attorney

Vote For 1

	TOTAL	VOTE %	Absentee	Early Voting	Election Day
Jacob Putman	470	100.00%	14	263	193
Total Votes Cast	470	100.00%	14	263	193
Overvotes	0		0	0	0
Undervotes	192		6	93	93

### REP County Judge

Vote For 1

	TOTAL	VOTE %	Absentee	Early Voting	Election Day
Neal Franklin	455	100.00%	12	255	188
Total Votes Cast	455	100.00%	12	255	188
Overvotes	0		0	0	0
Undervotes	207		8	101	98

### REP Judge, County Court at Law No. 1

Vote For 1

	TOTAL	VOTE %	Absentee	Early Voting	Election Day
Jason Ellis	436	100.00%	12	248	176
Total Votes Cast	436	100.00%	12	248	176
Overvotes	0		0	0	0
Undervotes	226		8	108	110

## Precinct 0050

### REP Judge, County Court at Law No. 2

Vote For 1

	TOTAL	VOTE %		Absentee	Early Voting	Election Day
Taylor Heaton	421	100.00%	<div style="width: 100%; height: 10px; background-color: #ffc107;"></div>	11	237	173
Total Votes Cast	421	100.00%	<div style="width: 100%; height: 10px; background-color: #ffc107;"></div>	11	237	173
Overvotes	0			0	0	0
Undervotes	241			9	119	113

### REP Judge, County Court at Law No. 3

Vote For 1

	TOTAL	VOTE %		Absentee	Early Voting	Election Day
Sara Maynard	184	33.03%	<div style="width: 33.03%; height: 10px; background-color: #ffc107;"></div>	7	97	80
Trevor M. Rose	23	4.13%	<div style="width: 4.13%; height: 10px; background-color: #ffc107;"></div>	1	12	10
Clay White	350	62.84%	<div style="width: 62.84%; height: 10px; background-color: #ffc107;"></div>	7	201	142
Total Votes Cast	557	100.00%	<div style="width: 100%; height: 10px; background-color: #ffc107;"></div>	15	310	232
Overvotes	0			0	0	0
Undervotes	105			5	46	54

### REP District Clerk

Vote For 1

	TOTAL	VOTE %		Absentee	Early Voting	Election Day
Penny Clarkston	440	100.00%	<div style="width: 100%; height: 10px; background-color: #ffc107;"></div>	13	253	174
Total Votes Cast	440	100.00%	<div style="width: 100%; height: 10px; background-color: #ffc107;"></div>	13	253	174
Overvotes	0			0	0	0
Undervotes	222			7	103	112

### REP County Clerk

Vote For 1

	TOTAL	VOTE %		Absentee	Early Voting	Election Day
Karen Bryant Phillips	426	100.00%	<div style="width: 100%; height: 10px; background-color: #ffc107;"></div>	13	243	170
Total Votes Cast	426	100.00%	<div style="width: 100%; height: 10px; background-color: #ffc107;"></div>	13	243	170
Overvotes	0			0	0	0
Undervotes	236			7	113	116

### REP County Treasurer

Vote For 1

	TOTAL	VOTE %		Absentee	Early Voting	Election Day
Kelli R. White	317	72.87%	<div style="width: 72.87%; height: 10px; background-color: #ffc107;"></div>	9	181	127
Jamie Boersma	118	27.13%	<div style="width: 27.13%; height: 10px; background-color: #ffc107;"></div>	1	71	46
Total Votes Cast	435	100.00%	<div style="width: 100%; height: 10px; background-color: #ffc107;"></div>	10	252	173
Overvotes	0			0	0	0
Undervotes	227			10	104	113

## Precinct 0050

### REP County Commissioner Precinct No. 1, Unexp

Vote For 1

	TOTAL	VOTE %		Absentee	Early Voting	Election Day
Pam Frederick	301	54.04%	<div style="width: 54.04%;"><div style="width: 54.04%;"></div></div>	6	169	126
Fritz Hager, Jr.	256	45.96%	<div style="width: 45.96%;"><div style="width: 45.96%;"></div></div>	9	137	110
Total Votes Cast	557	100.00%	<div style="width: 100.00%;"><div style="width: 100.00%;"></div></div>	15	306	236
Overvotes	0			0	0	0
Undervotes	105			5	50	50

### REP JOP Pct 2

Vote For 1

	TOTAL	VOTE %		Absentee	Early Voting	Election Day
Andy Dunklin	415	100.00%	<div style="width: 100.00%;"><div style="width: 100.00%;"></div></div>	12	235	168
Total Votes Cast	415	100.00%	<div style="width: 100.00%;"><div style="width: 100.00%;"></div></div>	12	235	168
Overvotes	0			0	0	0
Undervotes	247			8	121	118

### REP Constable Precinct No. 2

Vote For 1

	TOTAL	VOTE %		Absentee	Early Voting	Election Day
Deal Folmar	102	21.98%	<div style="width: 21.98%;"><div style="width: 21.98%;"></div></div>	2	58	42
Wayne Allen	222	47.84%	<div style="width: 47.84%;"><div style="width: 47.84%;"></div></div>	6	121	95
Chris Roberts	140	30.17%	<div style="width: 30.17%;"><div style="width: 30.17%;"></div></div>	4	84	52
Total Votes Cast	464	100.00%	<div style="width: 100.00%;"><div style="width: 100.00%;"></div></div>	12	263	189
Overvotes	0			0	0	0
Undervotes	198			8	93	97

### REP County Chair

Vote For 1

	TOTAL	VOTE %		Absentee	Early Voting	Election Day
David Stein	416	100.00%	<div style="width: 100.00%;"><div style="width: 100.00%;"></div></div>	12	234	170
Total Votes Cast	416	100.00%	<div style="width: 100.00%;"><div style="width: 100.00%;"></div></div>	12	234	170
Overvotes	0			0	0	0
Undervotes	246			8	122	116

### REP Proposition 1

Vote For 1

	TOTAL	VOTE %		Absentee	Early Voting	Election Day
YES	573	91.39%	<div style="width: 91.39%;"><div style="width: 91.39%;"></div></div>	17	319	237
NO	54	8.61%	<div style="width: 8.61%;"><div style="width: 8.61%;"></div></div>	3	17	34
Total Votes Cast	627	100.00%	<div style="width: 100.00%;"><div style="width: 100.00%;"></div></div>	20	336	271
Overvotes	0			0	0	0
Undervotes	35			0	20	15



## Precinct 0050

### REP Proposition 2

Vote For 1

	TOTAL	VOTE %		Absentee	Early Voting	Election Day
YES	404	66.45%	<div style="width: 66.45%;"><div style="width: 66.45%;"></div></div>	14	226	164
NO	204	33.55%	<div style="width: 33.55%;"><div style="width: 33.55%;"></div></div>	4	106	94
Total Votes Cast	608	100.00%	<div style="width: 100.00%;"><div style="width: 100.00%;"></div></div>	18	332	258
Overvotes	0			0	0	0
Undervotes	54			2	24	28

### REP Proposition 3

Vote For 1

	TOTAL	VOTE %		Absentee	Early Voting	Election Day
YES	558	87.60%	<div style="width: 87.60%;"><div style="width: 87.60%;"></div></div>	16	303	239
NO	79	12.40%	<div style="width: 12.40%;"><div style="width: 12.40%;"></div></div>	3	40	36
Total Votes Cast	637	100.00%	<div style="width: 100.00%;"><div style="width: 100.00%;"></div></div>	19	343	275
Overvotes	0			0	0	0
Undervotes	25			1	13	11

### REP Proposition 4

Vote For 1

	TOTAL	VOTE %		Absentee	Early Voting	Election Day
YES	579	91.32%	<div style="width: 91.32%;"><div style="width: 91.32%;"></div></div>	19	319	241
NO	55	8.68%	<div style="width: 8.68%;"><div style="width: 8.68%;"></div></div>	1	20	34
Total Votes Cast	634	100.00%	<div style="width: 100.00%;"><div style="width: 100.00%;"></div></div>	20	339	275
Overvotes	0			0	0	0
Undervotes	28			0	17	11

### REP Proposition 5

Vote For 1

	TOTAL	VOTE %		Absentee	Early Voting	Election Day
YES	524	83.44%	<div style="width: 83.44%;"><div style="width: 83.44%;"></div></div>	13	288	223
NO	104	16.56%	<div style="width: 16.56%;"><div style="width: 16.56%;"></div></div>	7	47	50
Total Votes Cast	628	100.00%	<div style="width: 100.00%;"><div style="width: 100.00%;"></div></div>	20	335	273
Overvotes	0			0	0	0
Undervotes	34			0	21	13

### REP Proposition 6

Vote For 1

	TOTAL	VOTE %		Absentee	Early Voting	Election Day
YES	451	75.42%	<div style="width: 75.42%;"><div style="width: 75.42%;"></div></div>	14	251	186
NO	147	24.58%	<div style="width: 24.58%;"><div style="width: 24.58%;"></div></div>	6	71	70
Total Votes Cast	598	100.00%	<div style="width: 100.00%;"><div style="width: 100.00%;"></div></div>	20	322	256
Overvotes	0			0	0	0
Undervotes	64			0	34	30

## Precinct 0050

### REP Proposition 7

Vote For 1

	TOTAL	VOTE %	Absentee	Early Voting	Election Day
YES	611	95.32%	18	334	259
NO	30	4.68%	2	10	18
Total Votes Cast	641	100.00%	20	344	277
Overvotes	0		0	0	0
Undervotes	21		0	12	9

### REP Proposition 8

Vote For 1

	TOTAL	VOTE %	Absentee	Early Voting	Election Day
YES	584	92.55%	18	322	244
NO	47	7.45%	2	17	28
Total Votes Cast	631	100.00%	20	339	272
Overvotes	0		0	0	0
Undervotes	31		0	17	14

### REP Proposition 9

Vote For 1

	TOTAL	VOTE %	Absentee	Early Voting	Election Day
YES	532	84.31%	17	294	221
NO	99	15.69%	3	47	49
Total Votes Cast	631	100.00%	20	341	270
Overvotes	0		0	0	0
Undervotes	31		0	15	16

### REP Proposition 10

Vote For 1

	TOTAL	VOTE %	Absentee	Early Voting	Election Day
YES	567	91.75%	18	306	243
NO	51	8.25%	2	25	24
Total Votes Cast	618	100.00%	20	331	267
Overvotes	0		0	0	0
Undervotes	44		0	25	19

## Precinct 0051

### Statistics

	TOTAL	Absentee	Early Voting	Election Day
Registered Voters - Total	3,266			
Ballots Cast - Total	626	20	383	223
Ballots Cast - Republican Party	522	10	325	187
Ballots Cast - Democratic Party	104	10	58	36
Ballots Cast - Blank	0	0	0	0
Voter Turnout - Total	19.17%			

### REP US Rep, District 1

Vote For 1

	TOTAL	VOTE %	Absentee	Early Voting	Election Day
Aditya "A.D." Atholi	16	3.30%	1	12	3
John Porro	12	2.47%	2	5	5
Nathaniel Moran	414	85.36%	7	264	143
Joe McDaniel	43	8.87%	0	29	14
Total Votes Cast	485	100.00%	10	310	165
Overvotes	0		0	0	0
Undervotes	37		0	15	22

### REP Governor

Vote For 1

	TOTAL	VOTE %	Absentee	Early Voting	Election Day
Danny Harrison	5	0.97%	1	2	2
Chad Prather	17	3.29%	0	11	6
Paul Belew	0	0.00%	0	0	0
Rick Perry	11	2.13%	0	5	6
Don Huffines	30	5.81%	0	20	10
Allen B. West	88	17.05%	0	51	37
Greg Abbott	363	70.35%	9	231	123
Kandy Kaye Horn	2	0.39%	0	2	0
Total Votes Cast	516	100.00%	10	322	184
Overvotes	0		0	0	0
Undervotes	6		0	3	3

### REP Lieutenant Governor

Vote For 1

	TOTAL	VOTE %	Absentee	Early Voting	Election Day
Daniel Miller	58	11.81%	0	42	16
Dan Patrick	376	76.58%	7	239	130
Todd M. Bullis	3	0.61%	0	2	1
Trayce Bradford	36	7.33%	2	19	15
Aaron Sorrells	10	2.04%	0	6	4
Zach Vance	8	1.63%	1	4	3
Total Votes Cast	491	100.00%	10	312	169
Overvotes	0		0	0	0
Undervotes	31		0	13	18

## Precinct 0051

### REP Attorney General

Vote For 1

	TOTAL	VOTE %	Absentee	Early Voting	Election Day
George P. Bush	64	12.48%	0	31	33
Louie Gohmert	316	61.60%	6	205	105
Ken Paxton	103	20.08%	1	66	36
Eva Guzman	30	5.85%	3	19	8
Total Votes Cast	513	100.00%	10	321	182
Overvotes	0		0	0	0
Undervotes	9		0	4	5

### REP Comptroller of Public Accounts

Vote For 1

	TOTAL	VOTE %	Absentee	Early Voting	Election Day
Mark V. Goloby	87	21.53%	1	56	30
Glenn Hegar	317	78.47%	6	200	111
Total Votes Cast	404	100.00%	7	256	141
Overvotes	0		0	0	0
Undervotes	118		3	69	46

### REP Comm General Land Office

Vote For 1

	TOTAL	VOTE %	Absentee	Early Voting	Election Day
Dawn Buckingham	152	38.00%	2	98	52
Don W. Minton	71	17.75%	0	46	25
Ben Armenta	6	1.50%	0	1	5
Rufus Lopez	9	2.25%	0	6	3
Tim Westley	34	8.50%	0	24	10
Jon Spiers	96	24.00%	3	62	31
Victor Avila	15	3.75%	0	8	7
Weston Martinez	17	4.25%	1	13	3
Total Votes Cast	400	100.00%	6	258	136
Overvotes	0		0	0	0
Undervotes	122		4	67	51

### REP Commissioner of Agriculture

Vote For 1

	TOTAL	VOTE %	Absentee	Early Voting	Election Day
Sid Miller	236	58.42%	8	155	73
James White	133	32.92%	0	78	55
Carey A. Council	35	8.66%	0	24	11
Total Votes Cast	404	100.00%	8	257	139
Overvotes	0		0	0	0
Undervotes	118		2	68	48

## Precinct 0051

### REP Railroad Commissioner

Vote For 1

	TOTAL	VOTE %	Absentee	Early Voting	Election Day
Tom Slocum Jr	83	20.00%	0	55	28
Marvin "Sarge" Summers	33	7.95%	0	17	16
Sarah Stogner	55	13.25%	1	35	19
Dawayne Tipton	33	7.95%	0	20	13
Wayne Christian	211	50.84%	7	138	66
<b>Total Votes Cast</b>	<b>415</b>	<b>100.00%</b>	<b>8</b>	<b>265</b>	<b>142</b>
Overvotes	0		0	0	0
Undervotes	107		2	60	45

### REP Justice, Supreme Court, PI 3

Vote For 1

	TOTAL	VOTE %	Absentee	Early Voting	Election Day
Debra Lehrmann	375	100.00%	5	241	129
<b>Total Votes Cast</b>	<b>375</b>	<b>100.00%</b>	<b>5</b>	<b>241</b>	<b>129</b>
Overvotes	0		0	0	0
Undervotes	147		5	84	58

### REP Justice, Supreme Court, PI 5

Vote For 1

	TOTAL	VOTE %	Absentee	Early Voting	Election Day
Rebeca Huddle	365	100.00%	5	233	127
<b>Total Votes Cast</b>	<b>365</b>	<b>100.00%</b>	<b>5</b>	<b>233</b>	<b>127</b>
Overvotes	0		0	0	0
Undervotes	157		5	92	60

### REP Justice, Supreme Court, PI 9

Vote For 1

	TOTAL	VOTE %	Absentee	Early Voting	Election Day
David J. Schenck	234	60.78%	3	153	78
Evan Young	151	39.22%	5	87	59
<b>Total Votes Cast</b>	<b>385</b>	<b>100.00%</b>	<b>8</b>	<b>240</b>	<b>137</b>
Overvotes	0		0	0	0
Undervotes	137		2	85	50

### REP Judge, Ct of Crim App, PI 2

Vote For 1

	TOTAL	VOTE %	Absentee	Early Voting	Election Day
Mary Lou Keel	351	100.00%	5	226	120
<b>Total Votes Cast</b>	<b>351</b>	<b>100.00%</b>	<b>5</b>	<b>226</b>	<b>120</b>
Overvotes	0		0	0	0
Undervotes	171		5	99	67

## Precinct 0051

### REP Judge, Ct of Crim App, PI 5

Vote For 1

	TOTAL	VOTE %		Absentee	Early Voting	Election Day
Clint Morgan	208	54.17%	<div style="width: 54.17%;"><div style="width: 54.17%;"></div></div>	4	131	73
Scott Walker	176	45.83%	<div style="width: 45.83%;"><div style="width: 45.83%;"></div></div>	4	109	63
Total Votes Cast	384	100.00%	<div style="width: 100.00%;"><div style="width: 100.00%;"></div></div>	8	240	136
Overvotes	0			0	0	0
Undervotes	138			2	85	51

### REP Judge, Ct of Crim App, PI 6

Vote For 1

	TOTAL	VOTE %		Absentee	Early Voting	Election Day
Jesse F. McClure, III	362	100.00%	<div style="width: 100.00%;"><div style="width: 100.00%;"></div></div>	5	233	124
Total Votes Cast	362	100.00%	<div style="width: 100.00%;"><div style="width: 100.00%;"></div></div>	5	233	124
Overvotes	0			0	0	0
Undervotes	160			5	92	63

### REP Member, State BoE, Dist 9

Vote For 1

	TOTAL	VOTE %		Absentee	Early Voting	Election Day
Keven M. Ellis	369	100.00%	<div style="width: 100.00%;"><div style="width: 100.00%;"></div></div>	5	236	128
Total Votes Cast	369	100.00%	<div style="width: 100.00%;"><div style="width: 100.00%;"></div></div>	5	236	128
Overvotes	0			0	0	0
Undervotes	153			5	89	59

### REP State Senator, Dist 1

Vote For 1

	TOTAL	VOTE %		Absentee	Early Voting	Election Day
Bryan Hughes	405	100.00%	<div style="width: 100.00%;"><div style="width: 100.00%;"></div></div>	5	259	141
Total Votes Cast	405	100.00%	<div style="width: 100.00%;"><div style="width: 100.00%;"></div></div>	5	259	141
Overvotes	0			0	0	0
Undervotes	117			5	66	46

### REP State Rep, Dist 6

Vote For 1

	TOTAL	VOTE %		Absentee	Early Voting	Election Day
Matt Schaefer	396	86.65%	<div style="width: 86.65%;"><div style="width: 86.65%;"></div></div>	9	247	140
Charles Turner	61	13.35%	<div style="width: 13.35%;"><div style="width: 13.35%;"></div></div>	1	44	16
Total Votes Cast	457	100.00%	<div style="width: 100.00%;"><div style="width: 100.00%;"></div></div>	10	291	156
Overvotes	0			0	0	0
Undervotes	65			0	34	31

## Precinct 0051

### REP Justice, 12th Ct of App Dist, PI 2

Vote For 1

	TOTAL	VOTE %	Absentee	Early Voting	Election Day
Brian Hoyle	360	100.00%	5	228	127
Total Votes Cast	360	100.00%	5	228	127
Overvotes	0		0	0	0
Undervotes	162		5	97	60

### REP Dist Judge, 241st Judicial Dist

Vote For 1

	TOTAL	VOTE %	Absentee	Early Voting	Election Day
Debby Gunter	376	100.00%	5	241	130
Total Votes Cast	376	100.00%	5	241	130
Overvotes	0		0	0	0
Undervotes	146		5	84	57

### REP Dist Judge, 321st Judicial Dist

Vote For 1

	TOTAL	VOTE %	Absentee	Early Voting	Election Day
Robert Wilson	371	100.00%	5	236	130
Total Votes Cast	371	100.00%	5	236	130
Overvotes	0		0	0	0
Undervotes	151		5	89	57

### REP Criminal District Attorney

Vote For 1

	TOTAL	VOTE %	Absentee	Early Voting	Election Day
Jacob Putman	387	100.00%	6	248	133
Total Votes Cast	387	100.00%	6	248	133
Overvotes	0		0	0	0
Undervotes	135		4	77	54

### REP County Judge

Vote For 1

	TOTAL	VOTE %	Absentee	Early Voting	Election Day
Neal Franklin	381	100.00%	5	242	134
Total Votes Cast	381	100.00%	5	242	134
Overvotes	0		0	0	0
Undervotes	141		5	83	53

### REP Judge, County Court at Law No. 1

Vote For 1

	TOTAL	VOTE %	Absentee	Early Voting	Election Day
Jason Ellis	371	100.00%	6	238	127
Total Votes Cast	371	100.00%	6	238	127
Overvotes	0		0	0	0
Undervotes	151		4	87	60

## Precinct 0051

### REP Judge, County Court at Law No. 2

Vote For 1

	TOTAL	VOTE %		Absentee	Early Voting	Election Day
Taylor Heaton	367	100.00%	<div style="width: 100%; height: 10px; background-color: #ffc107;"></div>	6	237	124
Total Votes Cast	367	100.00%	<div style="width: 100%; height: 10px; background-color: #ffc107;"></div>	6	237	124
Overvotes	0			0	0	0
Undervotes	155			4	88	63

### REP Judge, County Court at Law No. 3

Vote For 1

	TOTAL	VOTE %		Absentee	Early Voting	Election Day
Sara Maynard	171	41.50%	<div style="width: 41.5%; height: 10px; background-color: #ffc107;"></div>	6	108	57
Trevor M. Rose	48	11.65%	<div style="width: 11.65%; height: 10px; background-color: #ffc107;"></div>	0	30	18
Clay White	193	46.84%	<div style="width: 46.84%; height: 10px; background-color: #ffc107;"></div>	2	125	66
Total Votes Cast	412	100.00%	<div style="width: 100%; height: 10px; background-color: #ffc107;"></div>	8	263	141
Overvotes	0			0	0	0
Undervotes	110			2	62	46

### REP District Clerk

Vote For 1

	TOTAL	VOTE %		Absentee	Early Voting	Election Day
Penny Clarkston	381	100.00%	<div style="width: 100%; height: 10px; background-color: #ffc107;"></div>	6	242	133
Total Votes Cast	381	100.00%	<div style="width: 100%; height: 10px; background-color: #ffc107;"></div>	6	242	133
Overvotes	0			0	0	0
Undervotes	141			4	83	54

### REP County Clerk

Vote For 1

	TOTAL	VOTE %		Absentee	Early Voting	Election Day
Karen Bryant Phillips	371	100.00%	<div style="width: 100%; height: 10px; background-color: #ffc107;"></div>	6	236	129
Total Votes Cast	371	100.00%	<div style="width: 100%; height: 10px; background-color: #ffc107;"></div>	6	236	129
Overvotes	0			0	0	0
Undervotes	151			4	89	58

### REP County Treasurer

Vote For 1





	TOTAL	VOTE %		Absentee	Early Voting	Election Day
Kelli R. White	277	73.67%	<div style="width: 73.67%; height: 10px; background-color: #ffc107;"></div>	5	180	92
Jamie Boersma	99	26.33%	<div style="width: 26.33%; height: 10px; background-color: #ffc107;"></div>	2	62	35
Total Votes Cast	376	100.00%	<div style="width: 100%; height: 10px; background-color: #ffc107;"></div>	7	242	127
Overvotes	0			0	0	0
Undervotes	146			3	83	60



## Precinct 0051



### REP County Commissioner Pct 2

Vote For 1

	TOTAL	VOTE %		Absentee	Early Voting	Election Day
Mike Adams	157	35.52%		2	104	51
Anwar Khalifa	58	13.12%		2	32	24
John Moore	227	51.36%		6	143	78
Total Votes Cast	442	100.00%		10	279	153
Overvotes	0			0	0	0
Undervotes	80			0	46	34



### REP JOP Pct 3

Vote For 1

	TOTAL	VOTE %		Absentee	Early Voting	Election Day
James L. Meredith	376	100.00%		5	234	137
Total Votes Cast	376	100.00%		5	234	137
Overvotes	0			0	0	0
Undervotes	146			5	91	50




### REP County Chair

Vote For 1

	TOTAL	VOTE %		Absentee	Early Voting	Election Day
David Stein	376	100.00%		5	242	129
Total Votes Cast	376	100.00%		5	242	129
Overvotes	0			0	0	0
Undervotes	146			5	83	58




### REP Proposition 1

Vote For 1

	TOTAL	VOTE %		Absentee	Early Voting	Election Day
YES	472	94.21%		9	293	170
NO	29	5.79%		1	18	10
Total Votes Cast	501	100.00%		10	311	180
Overvotes	0			0	0	0
Undervotes	21			0	14	7

### REP Proposition 2

Vote For 1

	TOTAL	VOTE %		Absentee	Early Voting	Election Day
YES	363	73.48%		6	227	130
NO	131	26.52%		4	81	46
Total Votes Cast	494	100.00%		10	308	176
Overvotes	0			0	0	0
Undervotes	28			0	17	11

## Precinct 0051

### REP Proposition 3

Vote For 1

	TOTAL	VOTE %		Absentee	Early Voting	Election Day
YES	458	90.16%	<div style="width: 90.16%;"><div style="width: 90.16%;"></div></div>	9	283	166
NO	50	9.84%	<div style="width: 9.84%;"><div style="width: 9.84%;"></div></div>	1	34	15
Total Votes Cast	508	100.00%	<div style="width: 100.00%;"><div style="width: 100.00%;"></div></div>	10	317	181
Overvotes	0			0	0	0
Undervotes	14			0	8	6

### REP Proposition 4

Vote For 1

	TOTAL	VOTE %		Absentee	Early Voting	Election Day
YES	472	93.10%	<div style="width: 93.10%;"><div style="width: 93.10%;"></div></div>	9	294	169
NO	35	6.90%	<div style="width: 6.90%;"><div style="width: 6.90%;"></div></div>	1	20	14
Total Votes Cast	507	100.00%	<div style="width: 100.00%;"><div style="width: 100.00%;"></div></div>	10	314	183
Overvotes	0			0	0	0
Undervotes	15			0	11	4

### REP Proposition 5

Vote For 1

	TOTAL	VOTE %		Absentee	Early Voting	Election Day
YES	451	89.48%	<div style="width: 89.48%;"><div style="width: 89.48%;"></div></div>	8	282	161
NO	53	10.52%	<div style="width: 10.52%;"><div style="width: 10.52%;"></div></div>	2	31	20
Total Votes Cast	504	100.00%	<div style="width: 100.00%;"><div style="width: 100.00%;"></div></div>	10	313	181
Overvotes	0			0	0	0
Undervotes	18			0	12	6

### REP Proposition 6

Vote For 1

	TOTAL	VOTE %		Absentee	Early Voting	Election Day
YES	411	82.53%	<div style="width: 82.53%;"><div style="width: 82.53%;"></div></div>	9	259	143
NO	87	17.47%	<div style="width: 17.47%;"><div style="width: 17.47%;"></div></div>	1	56	30
Total Votes Cast	498	100.00%	<div style="width: 100.00%;"><div style="width: 100.00%;"></div></div>	10	315	173
Overvotes	0			0	0	0
Undervotes	24			0	10	14

### REP Proposition 7




Vote For 1

	TOTAL	VOTE %		Absentee	Early Voting	Election Day
YES	499	97.84%	<div style="width: 97.84%;"><div style="width: 97.84%;"></div></div>	10	309	180
NO	11	2.16%	<div style="width: 2.16%;"><div style="width: 2.16%;"></div></div>	0	8	3
Total Votes Cast	510	100.00%	<div style="width: 100.00%;"><div style="width: 100.00%;"></div></div>	10	317	183
Overvotes	0			0	0	0
Undervotes	12			0	8	4

### Precinct 0051




#### REP Proposition 8

Vote For 1

	TOTAL	VOTE %		Absentee	Early Voting	Election Day
YES	478	93.91%		9	294	175
NO	31	6.09%		1	24	6
Total Votes Cast	509	100.00%		10	318	181
Overvotes	0			0	0	0
Undervotes	13			0	7	6




#### REP Proposition 9

Vote For 1

	TOTAL	VOTE %		Absentee	Early Voting	Election Day
YES	448	88.36%		9	284	155
NO	59	11.64%		1	33	25
Total Votes Cast	507	100.00%		10	317	180
Overvotes	0			0	0	0
Undervotes	15			0	8	7

#### REP Proposition 10

Vote For 1

	TOTAL	VOTE %		Absentee	Early Voting	Election Day
YES	475	94.06%		9	293	173
NO	30	5.94%		1	22	7
Total Votes Cast	505	100.00%		10	315	180
Overvotes	0			0	0	0
Undervotes	17			0	10	7

## Precinct 0052

Statistics	TOTAL	Absentee	Early Voting	Election Day
Registered Voters - Total	2,353			
Ballots Cast - Total	704	10	279	415
Ballots Cast - Republican Party	646	7	256	383
Ballots Cast - Democratic Party	58	3	23	32
Ballots Cast - Blank	1	0	1	0
Voter Turnout - Total	29.92%			

### REP US Rep, District 1

Vote For 1

	TOTAL	VOTE %	Absentee	Early Voting	Election Day
Aditya "A.D." Atholi	21	3.65%	0	14	7
John Porro	37	6.43%	0	15	22
Nathaniel Moran	448	77.91%	5	187	256
Joe McDaniel	69	12.00%	0	18	51
Total Votes Cast	575	100.00%	5	234	336
Overvotes	0		0	0	0
Undervotes	71		2	22	47

### REP Governor

Vote For 1

	TOTAL	VOTE %	Absentee	Early Voting	Election Day
Danny Harrison	2	0.31%	0	1	1
Chad Prather	15	2.34%	0	2	13
Paul Belew	1	0.16%	0	0	1
Rick Perry	23	3.59%	0	10	13
Don Huffines	49	7.66%	0	16	33
Allen B. West	144	22.50%	0	65	79
Greg Abbott	405	63.28%	7	160	238
Kandy Kaye Horn	1	0.16%	0	0	1
Total Votes Cast	640	100.00%	7	254	379
Overvotes	0		0	0	0
Undervotes	6		0	2	4

### REP Lieutenant Governor

Vote For 1

	TOTAL	VOTE %	Absentee	Early Voting	Election Day
Daniel Miller	95	15.83%	0	30	65
Dan Patrick	424	70.67%	7	187	230
Todd M. Bullis	10	1.67%	0	0	10
Trayce Bradford	47	7.83%	0	18	29
Aaron Sorrells	13	2.17%	0	6	7
Zach Vance	11	1.83%	0	1	10
Total Votes Cast	600	100.00%	7	242	351
Overvotes	0		0	0	0
Undervotes	46		0	14	32

## Precinct 0052

### REP Attorney General

Vote For 1

	TOTAL	VOTE %	Absentee	Early Voting	Election Day
George P. Bush	62	9.89%	0	23	39
Louie Gohmert	392	62.52%	5	148	239
Ken Paxton	157	25.04%	2	67	88
Eva Guzman	16	2.55%	0	13	3
Total Votes Cast	627	100.00%	7	251	369
Overvotes	0		0	0	0
Undervotes	19		0	5	14

### REP Comptroller of Public Accounts

Vote For 1

	TOTAL	VOTE %	Absentee	Early Voting	Election Day
Mark V. Goloby	109	23.39%	0	48	61
Glenn Hegar	357	76.61%	3	142	212
Total Votes Cast	466	100.00%	3	190	273
Overvotes	0		0	0	0
Undervotes	180		4	66	110

### REP Comm General Land Office

Vote For 1

	TOTAL	VOTE %	Absentee	Early Voting	Election Day
Dawn Buckingham	171	36.31%	1	85	85
Don W. Minton	64	13.59%	2	19	43
Ben Armenta	5	1.06%	0	2	3
Rufus Lopez	9	1.91%	0	3	6
Tim Westley	53	11.25%	0	18	35
Jon Spiers	143	30.36%	0	55	88
Victor Avila	19	4.03%	0	6	13
Weston Martinez	7	1.49%	0	3	4
Total Votes Cast	471	100.00%	3	191	277
Overvotes	0		0	0	0
Undervotes	175		4	65	106

### REP Commissioner of Agriculture

Vote For 1

	TOTAL	VOTE %	Absentee	Early Voting	Election Day
Sid Miller	301	61.18%	5	128	168
James White	172	34.96%	0	63	109
Carey A. Council	19	3.86%	0	8	11
Total Votes Cast	492	100.00%	5	199	288
Overvotes	0		0	0	0
Undervotes	154		2	57	95

## Precinct 0052

### REP Railroad Commissioner

Vote For 1

	TOTAL	VOTE %	Absentee	Early Voting	Election Day
Tom Slocum Jr	89	18.02%	0	26	63
Marvin "Sarge" Summers	38	7.69%	0	19	19
Sarah Stogner	50	10.12%	1	20	29
Dawayne Tipton	38	7.69%	0	14	24
Wayne Christian	279	56.48%	2	124	153
Total Votes Cast	494	100.00%	3	203	288
Overvotes	0		0	0	0
Undervotes	152		4	53	95

### REP Justice, Supreme Court, PI 3

Vote For 1

	TOTAL	VOTE %	Absentee	Early Voting	Election Day
Debra Lehrmann	414	100.00%	5	166	243
Total Votes Cast	414	100.00%	5	166	243
Overvotes	0		0	0	0
Undervotes	232		2	90	140

### REP Justice, Supreme Court, PI 5

Vote For 1

	TOTAL	VOTE %	Absentee	Early Voting	Election Day
Rebeca Huddle	413	100.00%	5	162	246
Total Votes Cast	413	100.00%	5	162	246
Overvotes	0		0	0	0
Undervotes	233		2	94	137

### REP Justice, Supreme Court, PI 9

Vote For 1

	TOTAL	VOTE %	Absentee	Early Voting	Election Day
David J. Schenck	278	61.37%	2	110	166
Evan Young	175	38.63%	1	76	98
Total Votes Cast	453	100.00%	3	186	264
Overvotes	0		0	0	0
Undervotes	193		4	70	119

### REP Judge, Ct of Crim App, PI 2

Vote For 1

	TOTAL	VOTE %	Absentee	Early Voting	Election Day
Mary Lou Keel	386	100.00%	5	156	225
Total Votes Cast	386	100.00%	5	156	225
Overvotes	0		0	0	0
Undervotes	260		2	100	158

## Precinct 0052

### REP Judge, Ct of Crim App, PI 5

Vote For 1

	TOTAL	VOTE %		Absentee	Early Voting	Election Day
Clint Morgan	263	57.05%	<div style="width: 57.05%;"><div style="width: 57.05%;"></div></div>	3	107	153
Scott Walker	198	42.95%	<div style="width: 42.95%;"><div style="width: 42.95%;"></div></div>	0	80	118
Total Votes Cast	461	100.00%	<div style="width: 100.00%;"><div style="width: 100.00%;"></div></div>	3	187	271
Overvotes	0			0	0	0
Undervotes	185			4	69	112

### REP Judge, Ct of Crim App, PI 6

Vote For 1

	TOTAL	VOTE %		Absentee	Early Voting	Election Day
Jesse F. McClure, III	411	100.00%	<div style="width: 100.00%;"><div style="width: 100.00%;"></div></div>	5	165	241
Total Votes Cast	411	100.00%	<div style="width: 100.00%;"><div style="width: 100.00%;"></div></div>	5	165	241
Overvotes	0			0	0	0
Undervotes	235			2	91	142

### REP Member, State BoE, Dist 9

Vote For 1

	TOTAL	VOTE %		Absentee	Early Voting	Election Day
Keven M. Ellis	412	100.00%	<div style="width: 100.00%;"><div style="width: 100.00%;"></div></div>	5	163	244
Total Votes Cast	412	100.00%	<div style="width: 100.00%;"><div style="width: 100.00%;"></div></div>	5	163	244
Overvotes	0			0	0	0
Undervotes	234			2	93	139

### REP State Senator, Dist 1

Vote For 1

	TOTAL	VOTE %		Absentee	Early Voting	Election Day
Bryan Hughes	467	100.00%	<div style="width: 100.00%;"><div style="width: 100.00%;"></div></div>	7	192	268
Total Votes Cast	467	100.00%	<div style="width: 100.00%;"><div style="width: 100.00%;"></div></div>	7	192	268
Overvotes	0			0	0	0
Undervotes	179			0	64	115

### REP State Rep, Dist 6

Vote For 1

	TOTAL	VOTE %		Absentee	Early Voting	Election Day
Matt Schaefer	488	90.04%	<div style="width: 90.04%;"><div style="width: 90.04%;"></div></div>	7	204	277
Charles Turner	54	9.96%	<div style="width: 9.96%;"><div style="width: 9.96%;"></div></div>	0	17	37
Total Votes Cast	542	100.00%	<div style="width: 100.00%;"><div style="width: 100.00%;"></div></div>	7	221	314
Overvotes	0			0	0	0
Undervotes	104			0	35	69

## Precinct 0052

### REP Justice, 12th Ct of App Dist, PI 2

Vote For 1

	TOTAL	VOTE %	Absentee	Early Voting	Election Day
Brian Hoyle	401	100.00%	5	160	236
Total Votes Cast	401	100.00%	5	160	236
Overvotes	0		0	0	0
Undervotes	245		2	96	147

### REP Dist Judge, 241st Judicial Dist

Vote For 1

	TOTAL	VOTE %	Absentee	Early Voting	Election Day
Debby Gunter	413	100.00%	5	164	244
Total Votes Cast	413	100.00%	5	164	244
Overvotes	0		0	0	0
Undervotes	233		2	92	139

### REP Dist Judge, 321st Judicial Dist

Vote For 1

	TOTAL	VOTE %	Absentee	Early Voting	Election Day
Robert Wilson	408	100.00%	5	160	243
Total Votes Cast	408	100.00%	5	160	243
Overvotes	0		0	0	0
Undervotes	238		2	96	140

### REP Criminal District Attorney

Vote For 1

	TOTAL	VOTE %	Absentee	Early Voting	Election Day
Jacob Putman	421	100.00%	5	165	251
Total Votes Cast	421	100.00%	5	165	251
Overvotes	0		0	0	0
Undervotes	225		2	91	132

### REP County Judge

Vote For 1

	TOTAL	VOTE %	Absentee	Early Voting	Election Day
Neal Franklin	417	100.00%	5	166	246
Total Votes Cast	417	100.00%	5	166	246
Overvotes	0		0	0	0
Undervotes	229		2	90	137

### REP Judge, County Court at Law No. 1

Vote For 1

	TOTAL	VOTE %	Absentee	Early Voting	Election Day
Jason Ellis	409	100.00%	5	161	243
Total Votes Cast	409	100.00%	5	161	243
Overvotes	0		0	0	0
Undervotes	237		2	95	140



## Precinct 0052

### REP Judge, County Court at Law No. 2

Vote For 1

	TOTAL	VOTE %		Absentee	Early Voting	Election Day
Taylor Heaton	398	100.00%	<div style="width: 100%; height: 10px; background-color: #ffc107;"></div>	5	156	237
Total Votes Cast	398	100.00%	<div style="width: 100%; height: 10px; background-color: #ffc107;"></div>	5	156	237
Overvotes	0			0	0	0
Undervotes	248			2	100	146

### REP Judge, County Court at Law No. 3

Vote For 1

	TOTAL	VOTE %		Absentee	Early Voting	Election Day
Sara Maynard	214	44.12%	<div style="width: 44.12%; height: 10px; background-color: #ffc107;"></div>	5	96	113
Trevor M. Rose	38	7.84%	<div style="width: 7.84%; height: 10px; background-color: #ffc107;"></div>	0	18	20
Clay White	233	48.04%	<div style="width: 48.04%; height: 10px; background-color: #ffc107;"></div>	0	83	150
Total Votes Cast	485	100.00%	<div style="width: 100%; height: 10px; background-color: #ffc107;"></div>	5	197	283
Overvotes	0			0	0	0
Undervotes	161			2	59	100

### REP District Clerk

Vote For 1

	TOTAL	VOTE %		Absentee	Early Voting	Election Day
Penny Clarkston	409	100.00%	<div style="width: 100%; height: 10px; background-color: #ffc107;"></div>	5	164	240
Total Votes Cast	409	100.00%	<div style="width: 100%; height: 10px; background-color: #ffc107;"></div>	5	164	240
Overvotes	0			0	0	0
Undervotes	237			2	92	143

### REP County Clerk

Vote For 1

	TOTAL	VOTE %		Absentee	Early Voting	Election Day
Karen Bryant Phillips	408	100.00%	<div style="width: 100%; height: 10px; background-color: #ffc107;"></div>	5	164	239
Total Votes Cast	408	100.00%	<div style="width: 100%; height: 10px; background-color: #ffc107;"></div>	5	164	239
Overvotes	0			0	0	0
Undervotes	238			2	92	144

### REP County Treasurer

Vote For 1

	TOTAL	VOTE %		Absentee	Early Voting	Election Day
Kelli R. White	334	80.10%	<div style="width: 80.10%; height: 10px; background-color: #ffc107;"></div>	3	145	186
Jamie Boersma	83	19.90%	<div style="width: 19.90%; height: 10px; background-color: #ffc107;"></div>	0	20	63
Total Votes Cast	417	100.00%	<div style="width: 100%; height: 10px; background-color: #ffc107;"></div>	3	165	249
Overvotes	0			0	0	0
Undervotes	229			4	91	134

## Precinct 0052

### REP JOP Pct 5

Vote For 1

	TOTAL	VOTE %		Absentee	Early Voting	Election Day
Jon Wayne Johnson	416	100.00%	<div style="width: 100%; height: 10px; background-color: #ffc107;"></div>	4	163	249
Total Votes Cast	416	100.00%	<div style="width: 100%; height: 10px; background-color: #ffc107;"></div>	4	163	249
Overvotes	0			0	0	0
Undervotes	230			3	93	134

### REP County Chair

Vote For 1

	TOTAL	VOTE %		Absentee	Early Voting	Election Day
David Stein	398	100.00%	<div style="width: 100%; height: 10px; background-color: #ffc107;"></div>	4	158	236
Total Votes Cast	398	100.00%	<div style="width: 100%; height: 10px; background-color: #ffc107;"></div>	4	158	236
Overvotes	0			0	0	0
Undervotes	248			3	98	147

### REP Proposition 1

Vote For 1

	TOTAL	VOTE %		Absentee	Early Voting	Election Day
YES	605	97.58%	<div style="width: 97.58%; height: 10px; background-color: #ffc107;"></div>	7	247	351
NO	15	2.42%	<div style="width: 2.42%; height: 10px; background-color: #6c757d;"></div>	0	2	13
Total Votes Cast	620	100.00%	<div style="width: 100%; height: 10px; background-color: #ffc107;"></div>	7	249	364
Overvotes	0			0	0	0
Undervotes	26			0	7	19

### REP Proposition 2

Vote For 1

	TOTAL	VOTE %		Absentee	Early Voting	Election Day
YES	506	83.50%	<div style="width: 83.50%; height: 10px; background-color: #ffc107;"></div>	5	200	301
NO	100	16.50%	<div style="width: 16.50%; height: 10px; background-color: #6c757d;"></div>	0	42	58
Total Votes Cast	606	100.00%	<div style="width: 100%; height: 10px; background-color: #ffc107;"></div>	5	242	359
Overvotes	0			0	0	0
Undervotes	40			2	14	24

### REP Proposition 3

Vote For 1

	TOTAL	VOTE %		Absentee	Early Voting	Election Day
YES	580	91.48%	<div style="width: 91.48%; height: 10px; background-color: #ffc107;"></div>	7	230	343
NO	54	8.52%	<div style="width: 8.52%; height: 10px; background-color: #6c757d;"></div>	0	23	31
Total Votes Cast	634	100.00%	<div style="width: 100%; height: 10px; background-color: #ffc107;"></div>	7	253	374
Overvotes	0			0	0	0
Undervotes	12			0	3	9

## Precinct 0052

### REP Proposition 4

Vote For 1

	TOTAL	VOTE %		Absentee	Early Voting	Election Day
YES	603	95.87%	<div style="width: 95.87%; height: 10px; background-color: #ffc107;"></div>	7	242	354
NO	26	4.13%	<div style="width: 4.13%; height: 10px; background-color: #6c757d;"></div>	0	11	15
Total Votes Cast	629	100.00%	<div style="width: 100%; height: 10px; background-color: #ffc107;"></div>	7	253	369
Overvotes	0			0	0	0
Undervotes	17			0	3	14

### REP Proposition 5

Vote For 1

	TOTAL	VOTE %		Absentee	Early Voting	Election Day
YES	588	93.48%	<div style="width: 93.48%; height: 10px; background-color: #ffc107;"></div>	7	235	346
NO	41	6.52%	<div style="width: 6.52%; height: 10px; background-color: #6c757d;"></div>	0	16	25
Total Votes Cast	629	100.00%	<div style="width: 100%; height: 10px; background-color: #ffc107;"></div>	7	251	371
Overvotes	0			0	0	0
Undervotes	17			0	5	12

### REP Proposition 6

Vote For 1

	TOTAL	VOTE %		Absentee	Early Voting	Election Day
YES	550	89.72%	<div style="width: 89.72%; height: 10px; background-color: #ffc107;"></div>	6	217	327
NO	63	10.28%	<div style="width: 10.28%; height: 10px; background-color: #6c757d;"></div>	0	27	36
Total Votes Cast	613	100.00%	<div style="width: 100%; height: 10px; background-color: #ffc107;"></div>	6	244	363
Overvotes	0			0	0	0
Undervotes	33			1	12	20

### REP Proposition 7

Vote For 1

	TOTAL	VOTE %		Absentee	Early Voting	Election Day
YES	622	98.89%	<div style="width: 98.89%; height: 10px; background-color: #ffc107;"></div>	7	249	366
NO	7	1.11%	<div style="width: 1.11%; height: 10px; background-color: #6c757d;"></div>	0	3	4
Total Votes Cast	629	100.00%	<div style="width: 100%; height: 10px; background-color: #ffc107;"></div>	7	252	370
Overvotes	0			0	0	0
Undervotes	17			0	4	13

### REP Proposition 8




Vote For 1

	TOTAL	VOTE %		Absentee	Early Voting	Election Day
YES	624	98.27%	<div style="width: 98.27%; height: 10px; background-color: #ffc107;"></div>	7	249	368
NO	11	1.73%	<div style="width: 1.73%; height: 10px; background-color: #6c757d;"></div>	0	3	8
Total Votes Cast	635	100.00%	<div style="width: 100%; height: 10px; background-color: #ffc107;"></div>	7	252	376
Overvotes	0			0	0	0
Undervotes	11			0	4	7

## Precinct 0052




### REP Proposition 9

Vote For 1

	TOTAL	VOTE %		Absentee	Early Voting	Election Day
YES	577	91.88%		5	231	341
NO	51	8.12%		0	21	30
Total Votes Cast	628	100.00%		5	252	371
Overvotes	0			0	0	0
Undervotes	18			2	4	12

### REP Proposition 10

Vote For 1

	TOTAL	VOTE %		Absentee	Early Voting	Election Day
YES	613	97.92%		7	246	360
NO	13	2.08%		0	5	8
Total Votes Cast	626	100.00%		7	251	368
Overvotes	0			0	0	0
Undervotes	20			0	5	15

### Precinct 0053

#### Statistics

	TOTAL	Absentee	Early Voting	Election Day
Registered Voters - Total	398			
Ballots Cast - Total	73	1	16	56
Ballots Cast - Republican Party	59	0	10	49
Ballots Cast - Democratic Party	14	1	6	7
Ballots Cast - Blank	0	0	0	0
Voter Turnout - Total	18.34%			

#### REP US Rep, District 1

Vote For 1

	TOTAL	VOTE %	Absentee	Early Voting	Election Day
Aditya "A.D." Atholi	1	1.89%	0	0	1
John Porro	5	9.43%	0	0	5
Nathaniel Moran	38	71.70%	0	8	30
Joe McDaniel	9	16.98%	0	0	9
Total Votes Cast	53	100.00%	0	8	45
Overvotes	0		0	0	0
Undervotes	6		0	2	4

#### REP Governor

Vote For 1

	TOTAL	VOTE %	Absentee	Early Voting	Election Day
Danny Harrison	1	1.69%	0	1	0
Chad Prather	3	5.08%	0	1	2
Paul Belew	0	0.00%	0	0	0
Rick Perry	0	0.00%	0	0	0
Don Huffines	1	1.69%	0	0	1
Allen B. West	12	20.34%	0	1	11
Greg Abbott	42	71.19%	0	7	35
Kandy Kaye Horn	0	0.00%	0	0	0
Total Votes Cast	59	100.00%	0	10	49
Overvotes	0		0	0	0
Undervotes	0		0	0	0

#### REP Lieutenant Governor

Vote For 1

	TOTAL	VOTE %	Absentee	Early Voting	Election Day
Daniel Miller	6	10.71%	0	0	6
Dan Patrick	44	78.57%	0	8	36
Todd M. Bullis	0	0.00%	0	0	0
Trayce Bradford	4	7.14%	0	2	2
Aaron Sorrells	1	1.79%	0	0	1
Zach Vance	1	1.79%	0	0	1
Total Votes Cast	56	100.00%	0	10	46
Overvotes	0		0	0	0
Undervotes	3		0	0	3

## Precinct 0053

### REP Attorney General

Vote For 1

	TOTAL	VOTE %	Absentee	Early Voting	Election Day
George P. Bush	3	5.08%	0	0	3
Louie Gohmert	35	59.32%	0	9	26
Ken Paxton	18	30.51%	0	1	17
Eva Guzman	3	5.08%	0	0	3
Total Votes Cast	59	100.00%	0	10	49
Overvotes	0		0	0	0
Undervotes	0		0	0	0

### REP Comptroller of Public Accounts

Vote For 1

	TOTAL	VOTE %	Absentee	Early Voting	Election Day
Mark V. Goloby	7	16.67%	0	1	6
Glenn Hegar	35	83.33%	0	4	31
Total Votes Cast	42	100.00%	0	5	37
Overvotes	0		0	0	0
Undervotes	17		0	5	12

### REP Comm General Land Office

Vote For 1

	TOTAL	VOTE %	Absentee	Early Voting	Election Day
Dawn Buckingham	16	34.04%	0	5	11
Don W. Minton	13	27.66%	0	1	12
Ben Armenta	0	0.00%	0	0	0
Rufus Lopez	0	0.00%	0	0	0
Tim Westley	8	17.02%	0	1	7
Jon Spiers	10	21.28%	0	1	9
Victor Avila	0	0.00%	0	0	0
Weston Martinez	0	0.00%	0	0	0
Total Votes Cast	47	100.00%	0	8	39
Overvotes	0		0	0	0
Undervotes	12		0	2	10

### REP Commissioner of Agriculture

Vote For 1

	TOTAL	VOTE %	Absentee	Early Voting	Election Day
Sid Miller	29	55.77%	0	5	24
James White	21	40.38%	0	3	18
Carey A. Council	2	3.85%	0	0	2
Total Votes Cast	52	100.00%	0	8	44
Overvotes	0		0	0	0
Undervotes	7		0	2	5

## Precinct 0053

### REP Railroad Commissioner

Vote For 1

	TOTAL	VOTE %	Absentee	Early Voting	Election Day
Tom Slocum Jr	5	9.80%	0	1	4
Marvin "Sarge" Summers	8	15.69%	0	0	8
Sarah Stogner	8	15.69%	0	2	6
Dawayne Tipton	9	17.65%	0	1	8
Wayne Christian	21	41.18%	0	5	16
Total Votes Cast	51	100.00%	0	9	42
Overvotes	0		0	0	0
Undervotes	8		0	1	7

### REP Justice, Supreme Court, PI 3

Vote For 1

	TOTAL	VOTE %	Absentee	Early Voting	Election Day
Debra Lehrmann	44	100.00%	0	6	38
Total Votes Cast	44	100.00%	0	6	38
Overvotes	0		0	0	0
Undervotes	15		0	4	11

### REP Justice, Supreme Court, PI 5

Vote For 1

	TOTAL	VOTE %	Absentee	Early Voting	Election Day
Rebeca Huddle	44	100.00%	0	6	38
Total Votes Cast	44	100.00%	0	6	38
Overvotes	0		0	0	0
Undervotes	15		0	4	11

### REP Justice, Supreme Court, PI 9

Vote For 1

	TOTAL	VOTE %	Absentee	Early Voting	Election Day
David J. Schenck	25	54.35%	0	5	20
Evan Young	21	45.65%	0	2	19
Total Votes Cast	46	100.00%	0	7	39
Overvotes	0		0	0	0
Undervotes	13		0	3	10

### REP Judge, Ct of Crim App, PI 2

Vote For 1

	TOTAL	VOTE %	Absentee	Early Voting	Election Day
Mary Lou Keel	45	100.00%	0	7	38
Total Votes Cast	45	100.00%	0	7	38
Overvotes	0		0	0	0
Undervotes	14		0	3	11

## Precinct 0053

### REP Judge, Ct of Crim App, PI 5

Vote For 1

	TOTAL	VOTE %		Absentee	Early Voting	Election Day
Clint Morgan	26	55.32%	<div style="width: 55.32%;"><div style="width: 55.32%;"></div></div>	0	3	23
Scott Walker	21	44.68%	<div style="width: 44.68%;"><div style="width: 44.68%;"></div></div>	0	5	16
Total Votes Cast	47	100.00%	<div style="width: 100.00%;"><div style="width: 100.00%;"></div></div>	0	8	39
Overvotes	0			0	0	0
Undervotes	12			0	2	10

### REP Judge, Ct of Crim App, PI 6

Vote For 1

	TOTAL	VOTE %		Absentee	Early Voting	Election Day
Jesse F. McClure, III	46	100.00%	<div style="width: 100.00%;"><div style="width: 100.00%;"></div></div>	0	6	40
Total Votes Cast	46	100.00%	<div style="width: 100.00%;"><div style="width: 100.00%;"></div></div>	0	6	40
Overvotes	0			0	0	0
Undervotes	13			0	4	9

### REP Member, State BoE, Dist 9

Vote For 1

	TOTAL	VOTE %		Absentee	Early Voting	Election Day
Keven M. Ellis	45	100.00%	<div style="width: 100.00%;"><div style="width: 100.00%;"></div></div>	0	6	39
Total Votes Cast	45	100.00%	<div style="width: 100.00%;"><div style="width: 100.00%;"></div></div>	0	6	39
Overvotes	0			0	0	0
Undervotes	14			0	4	10

### REP State Senator, Dist 1

Vote For 1

	TOTAL	VOTE %		Absentee	Early Voting	Election Day
Bryan Hughes	49	100.00%	<div style="width: 100.00%;"><div style="width: 100.00%;"></div></div>	0	8	41
Total Votes Cast	49	100.00%	<div style="width: 100.00%;"><div style="width: 100.00%;"></div></div>	0	8	41
Overvotes	0			0	0	0
Undervotes	10			0	2	8

### REP State Rep, Dist 5

Vote For 1

	TOTAL	VOTE %		Absentee	Early Voting	Election Day
Cole Hefner	36	73.47%	<div style="width: 73.47%;"><div style="width: 73.47%;"></div></div>	0	5	31
Dewey R. Collier	13	26.53%	<div style="width: 26.53%;"><div style="width: 26.53%;"></div></div>	0	4	9
Total Votes Cast	49	100.00%	<div style="width: 100.00%;"><div style="width: 100.00%;"></div></div>	0	9	40
Overvotes	0			0	0	0
Undervotes	10			0	1	9



## Precinct 0053

### REP Justice, 12th Ct of App Dist, PI 2

Vote For 1

	TOTAL	VOTE %	Absentee	Early Voting	Election Day
Brian Hoyle	46	100.00%	0	6	40
Total Votes Cast	46	100.00%	0	6	40
Overvotes	0		0	0	0
Undervotes	13		0	4	9

### REP Dist Judge, 241st Judicial Dist

Vote For 1

	TOTAL	VOTE %	Absentee	Early Voting	Election Day
Debby Gunter	47	100.00%	0	8	39
Total Votes Cast	47	100.00%	0	8	39
Overvotes	0		0	0	0
Undervotes	12		0	2	10

### REP Dist Judge, 321st Judicial Dist

Vote For 1

	TOTAL	VOTE %	Absentee	Early Voting	Election Day
Robert Wilson	47	100.00%	0	7	40
Total Votes Cast	47	100.00%	0	7	40
Overvotes	0		0	0	0
Undervotes	12		0	3	9

### REP Criminal District Attorney

Vote For 1

	TOTAL	VOTE %	Absentee	Early Voting	Election Day
Jacob Putman	47	100.00%	0	7	40
Total Votes Cast	47	100.00%	0	7	40
Overvotes	0		0	0	0
Undervotes	12		0	3	9

### REP County Judge

Vote For 1

	TOTAL	VOTE %	Absentee	Early Voting	Election Day
Neal Franklin	47	100.00%	0	7	40
Total Votes Cast	47	100.00%	0	7	40
Overvotes	0		0	0	0
Undervotes	12		0	3	9

### REP Judge, County Court at Law No. 1

Vote For 1

	TOTAL	VOTE %	Absentee	Early Voting	Election Day
Jason Ellis	47	100.00%	0	7	40
Total Votes Cast	47	100.00%	0	7	40
Overvotes	0		0	0	0
Undervotes	12		0	3	9

## Precinct 0053

### REP Judge, County Court at Law No. 2

Vote For 1

	TOTAL	VOTE %	Absentee	Early Voting	Election Day
Taylor Heaton	46	100.00%	0	7	39
Total Votes Cast	46	100.00%	0	7	39
Overvotes	0		0	0	0
Undervotes	13		0	3	10

### REP Judge, County Court at Law No. 3

Vote For 1

	TOTAL	VOTE %	Absentee	Early Voting	Election Day
Sara Maynard	19	41.30%	0	6	13
Trevor M. Rose	2	4.35%	0	0	2
Clay White	25	54.35%	0	1	24
Total Votes Cast	46	100.00%	0	7	39
Overvotes	0		0	0	0
Undervotes	13		0	3	10

### REP District Clerk

Vote For 1

	TOTAL	VOTE %	Absentee	Early Voting	Election Day
Penny Clarkston	48	100.00%	0	8	40
Total Votes Cast	48	100.00%	0	8	40
Overvotes	0		0	0	0
Undervotes	11		0	2	9

### REP County Clerk

Vote For 1

	TOTAL	VOTE %	Absentee	Early Voting	Election Day
Karen Bryant Phillips	47	100.00%	0	7	40
Total Votes Cast	47	100.00%	0	7	40
Overvotes	0		0	0	0
Undervotes	12		0	3	9

### REP County Treasurer

Vote For 1

	TOTAL	VOTE %	Absentee	Early Voting	Election Day
Kelli R. White	37	72.55%	0	6	31
Jamie Boersma	14	27.45%	0	3	11
Total Votes Cast	51	100.00%	0	9	42
Overvotes	0		0	0	0
Undervotes	8		0	1	7

## Precinct 0053

### REP County Commissioner Pct 2

Vote For 1

	TOTAL	VOTE %		Absentee	Early Voting	Election Day
Mike Adams	25	49.02%	<div style="width: 49.02%;"><div style="width: 49.02%;"></div></div>	0	3	22
Anwar Khalifa	1	1.96%	<div style="width: 1.96%;"><div style="width: 1.96%;"></div></div>	0	0	1
John Moore	25	49.02%	<div style="width: 49.02%;"><div style="width: 49.02%;"></div></div>	0	7	18
Total Votes Cast	51	100.00%	<div style="width: 100.00%;"><div style="width: 100.00%;"></div></div>	0	10	41
Overvotes	0			0	0	0
Undervotes	8			0	0	8

### REP JOP Pct 4

Vote For 1

	TOTAL	VOTE %		Absentee	Early Voting	Election Day
Ronnie Hester	19	37.25%	<div style="width: 37.25%;"><div style="width: 37.25%;"></div></div>	0	4	15
Laney Pilcher-Barnes	4	7.84%	<div style="width: 7.84%;"><div style="width: 7.84%;"></div></div>	0	1	3
Curtis Wulf	28	54.90%	<div style="width: 54.90%;"><div style="width: 54.90%;"></div></div>	0	5	23
Total Votes Cast	51	100.00%	<div style="width: 100.00%;"><div style="width: 100.00%;"></div></div>	0	10	41
Overvotes	0			0	0	0
Undervotes	8			0	0	8

### REP County Chair

Vote For 1

	TOTAL	VOTE %		Absentee	Early Voting	Election Day
David Stein	45	100.00%	<div style="width: 100.00%;"><div style="width: 100.00%;"></div></div>	0	6	39
Total Votes Cast	45	100.00%	<div style="width: 100.00%;"><div style="width: 100.00%;"></div></div>	0	6	39
Overvotes	0			0	0	0
Undervotes	14			0	4	10

### REP Proposition 1

Vote For 1

	TOTAL	VOTE %		Absentee	Early Voting	Election Day
YES	53	100.00%	<div style="width: 100.00%;"><div style="width: 100.00%;"></div></div>	0	8	45
NO	0	0.00%	<div style="width: 0.00%;"><div style="width: 0.00%;"></div></div>	0	0	0
Total Votes Cast	53	100.00%	<div style="width: 100.00%;"><div style="width: 100.00%;"></div></div>	0	8	45
Overvotes	0			0	0	0
Undervotes	6			0	2	4

### REP Proposition 2

Vote For 1

	TOTAL	VOTE %		Absentee	Early Voting	Election Day
YES	52	89.66%	<div style="width: 89.66%;"><div style="width: 89.66%;"></div></div>	0	10	42
NO	6	10.34%	<div style="width: 10.34%;"><div style="width: 10.34%;"></div></div>	0	0	6
Total Votes Cast	58	100.00%	<div style="width: 100.00%;"><div style="width: 100.00%;"></div></div>	0	10	48
Overvotes	0			0	0	0
Undervotes	1			0	0	1

### Precinct 0053

#### REP Proposition 3

Vote For 1

	TOTAL	VOTE %	Absentee	Early Voting	Election Day
YES	56	94.92%	0	9	47
NO	3	5.08%	0	1	2
Total Votes Cast	59	100.00%	0	10	49
Overvotes	0		0	0	0
Undervotes	0		0	0	0

#### REP Proposition 4

Vote For 1

	TOTAL	VOTE %	Absentee	Early Voting	Election Day
YES	55	94.83%	0	9	46
NO	3	5.17%	0	0	3
Total Votes Cast	58	100.00%	0	9	49
Overvotes	0		0	0	0
Undervotes	1		0	1	0

#### REP Proposition 5

Vote For 1

	TOTAL	VOTE %	Absentee	Early Voting	Election Day
YES	54	93.10%	0	9	45
NO	4	6.90%	0	0	4
Total Votes Cast	58	100.00%	0	9	49
Overvotes	0		0	0	0
Undervotes	1		0	1	0

#### REP Proposition 6

Vote For 1

	TOTAL	VOTE %	Absentee	Early Voting	Election Day
YES	54	96.43%	0	9	45
NO	2	3.57%	0	0	2
Total Votes Cast	56	100.00%	0	9	47
Overvotes	0		0	0	0
Undervotes	3		0	1	2

#### REP Proposition 7

Vote For 1

	TOTAL	VOTE %	Absentee	Early Voting	Election Day
YES	59	100.00%	0	10	49
NO	0	0.00%	0	0	0
Total Votes Cast	59	100.00%	0	10	49
Overvotes	0		0	0	0
Undervotes	0		0	0	0

### Precinct 0053

#### REP Proposition 8

Vote For 1

	TOTAL	VOTE %	Absentee	Early Voting	Election Day
YES	53	91.38%	0	8	45
NO	5	8.62%	0	1	4
Total Votes Cast	58	100.00%	0	9	49
Overvotes	0		0	0	0
Undervotes	1		0	1	0

#### REP Proposition 9

Vote For 1

	TOTAL	VOTE %	Absentee	Early Voting	Election Day
YES	57	98.28%	0	9	48
NO	1	1.72%	0	0	1
Total Votes Cast	58	100.00%	0	9	49
Overvotes	0		0	0	0
Undervotes	1		0	1	0

#### REP Proposition 10

Vote For 1

	TOTAL	VOTE %	Absentee	Early Voting	Election Day
YES	58	100.00%	0	9	49
NO	0	0.00%	0	0	0
Total Votes Cast	58	100.00%	0	9	49
Overvotes	0		0	0	0
Undervotes	1		0	1	0

## Precinct 0054

### Statistics

	TOTAL	Absentee	Early Voting	Election Day
Registered Voters - Total	3,229			
Ballots Cast - Total	791	38	458	295
Ballots Cast - Republican Party	682	19	406	257
Ballots Cast - Democratic Party	109	19	52	38
Ballots Cast - Blank	0	0	0	0
Voter Turnout - Total	24.50%			

### REP US Rep, District 1

Vote For 1

	TOTAL	VOTE %	Absentee	Early Voting	Election Day
Aditya "A.D." Atholi	19	2.99%	0	8	11
John Porro	16	2.52%	1	6	9
Nathaniel Moran	547	86.14%	15	337	195
Joe McDaniel	53	8.35%	2	32	19
Total Votes Cast	635	100.00%	18	383	234
Overvotes	0		0	0	0
Undervotes	47		1	23	23

### REP Governor

Vote For 1

	TOTAL	VOTE %	Absentee	Early Voting	Election Day
Danny Harrison	2	0.30%	0	0	2
Chad Prather	12	1.78%	0	7	5
Paul Belew	2	0.30%	0	2	0
Rick Perry	18	2.67%	0	12	6
Don Huffines	50	7.41%	2	25	23
Allen B. West	138	20.44%	1	82	55
Greg Abbott	451	66.81%	16	273	162
Kandy Kaye Horn	2	0.30%	0	1	1
Total Votes Cast	675	100.00%	19	402	254
Overvotes	0		0	0	0
Undervotes	7		0	4	3

### REP Lieutenant Governor

Vote For 1

	TOTAL	VOTE %	Absentee	Early Voting	Election Day
Daniel Miller	76	12.34%	0	43	33
Dan Patrick	454	73.70%	15	284	155
Todd M. Bullis	7	1.14%	0	3	4
Trayce Bradford	56	9.09%	0	30	26
Aaron Sorrells	11	1.79%	1	6	4
Zach Vance	12	1.95%	1	4	7
Total Votes Cast	616	100.00%	17	370	229
Overvotes	0		0	0	0
Undervotes	66		2	36	28

## Precinct 0054

### REP Attorney General

Vote For 1

	TOTAL	VOTE %	Absentee	Early Voting	Election Day
George P. Bush	72	10.81%	3	36	33
Louie Gohmert	426	63.96%	9	256	161
Ken Paxton	119	17.87%	6	71	42
Eva Guzman	49	7.36%	1	35	13
Total Votes Cast	666	100.00%	19	398	249
Overvotes	0		0	0	0
Undervotes	16		0	8	8

### REP Comptroller of Public Accounts

Vote For 1

	TOTAL	VOTE %	Absentee	Early Voting	Election Day
Mark V. Goloby	91	17.60%	2	52	37
Glenn Hegar	426	82.40%	14	261	151
Total Votes Cast	517	100.00%	16	313	188
Overvotes	0		0	0	0
Undervotes	165		3	93	69

### REP Comm General Land Office

Vote For 1

	TOTAL	VOTE %	Absentee	Early Voting	Election Day
Dawn Buckingham	152	30.28%	6	105	41
Don W. Minton	117	23.31%	5	72	40
Ben Armenta	10	1.99%	1	5	4
Rufus Lopez	2	0.40%	0	2	0
Tim Westley	42	8.37%	0	25	17
Jon Spiers	145	28.88%	4	86	55
Victor Avila	15	2.99%	0	9	6
Weston Martinez	19	3.78%	0	8	11
Total Votes Cast	502	100.00%	16	312	174
Overvotes	0		0	0	0
Undervotes	180		3	94	83

### REP Commissioner of Agriculture

Vote For 1

	TOTAL	VOTE %	Absentee	Early Voting	Election Day
Sid Miller	263	51.77%	12	159	92
James White	219	43.11%	4	136	79
Carey A. Council	26	5.12%	0	14	12
Total Votes Cast	508	100.00%	16	309	183
Overvotes	0		0	0	0
Undervotes	174		3	97	74

## Precinct 0054

### REP Railroad Commissioner

Vote For 1

	TOTAL	VOTE %	Absentee	Early Voting	Election Day
Tom Slocum Jr	83	15.84%	2	50	31
Marvin "Sarge" Summers	30	5.73%	1	16	13
Sarah Stogner	53	10.11%	0	32	21
Dawayne Tipton	31	5.92%	0	19	12
Wayne Christian	327	62.40%	13	203	111
Total Votes Cast	524	100.00%	16	320	188
Overvotes	0		0	0	0
Undervotes	158		3	86	69

### REP Justice, Supreme Court, PI 3

Vote For 1

	TOTAL	VOTE %	Absentee	Early Voting	Election Day
Debra Lehrmann	446	100.00%	14	271	161
Total Votes Cast	446	100.00%	14	271	161
Overvotes	0		0	0	0
Undervotes	236		5	135	96

### REP Justice, Supreme Court, PI 5

Vote For 1

	TOTAL	VOTE %	Absentee	Early Voting	Election Day
Rebeca Huddle	440	100.00%	15	271	154
Total Votes Cast	440	100.00%	15	271	154
Overvotes	0		0	0	0
Undervotes	242		4	135	103

### REP Justice, Supreme Court, PI 9

Vote For 1

	TOTAL	VOTE %	Absentee	Early Voting	Election Day
David J. Schenck	290	61.05%	7	179	104
Evan Young	185	38.95%	9	115	61
Total Votes Cast	475	100.00%	16	294	165
Overvotes	0		0	0	0
Undervotes	207		3	112	92

### REP Judge, Ct of Crim App, PI 2

Vote For 1

	TOTAL	VOTE %	Absentee	Early Voting	Election Day
Mary Lou Keel	414	100.00%	15	255	144
Total Votes Cast	414	100.00%	15	255	144
Overvotes	0		0	0	0
Undervotes	268		4	151	113



## Precinct 0054

### REP Judge, Ct of Crim App, PI 5

Vote For 1

	TOTAL	VOTE %		Absentee	Early Voting	Election Day
Clint Morgan	277	58.32%	<div style="width: 58.32%;"><div style="width: 58.32%;"></div></div>	11	169	97
Scott Walker	198	41.68%	<div style="width: 41.68%;"><div style="width: 41.68%;"></div></div>	5	128	65
Total Votes Cast	475	100.00%	<div style="width: 100.00%;"><div style="width: 100.00%;"></div></div>	16	297	162
Overvotes	0			0	0	0
Undervotes	207			3	109	95

### REP Judge, Ct of Crim App, PI 6

Vote For 1

	TOTAL	VOTE %		Absentee	Early Voting	Election Day
Jesse F. McClure, III	428	100.00%	<div style="width: 100.00%;"><div style="width: 100.00%;"></div></div>	15	263	150
Total Votes Cast	428	100.00%	<div style="width: 100.00%;"><div style="width: 100.00%;"></div></div>	15	263	150
Overvotes	0			0	0	0
Undervotes	254			4	143	107

### REP Member, State BoE, Dist 9

Vote For 1

	TOTAL	VOTE %		Absentee	Early Voting	Election Day
Keven M. Ellis	430	100.00%	<div style="width: 100.00%;"><div style="width: 100.00%;"></div></div>	15	264	151
Total Votes Cast	430	100.00%	<div style="width: 100.00%;"><div style="width: 100.00%;"></div></div>	15	264	151
Overvotes	0			0	0	0
Undervotes	252			4	142	106

### REP State Senator, Dist 1

Vote For 1

	TOTAL	VOTE %		Absentee	Early Voting	Election Day
Bryan Hughes	498	100.00%	<div style="width: 100.00%;"><div style="width: 100.00%;"></div></div>	15	308	175
Total Votes Cast	498	100.00%	<div style="width: 100.00%;"><div style="width: 100.00%;"></div></div>	15	308	175
Overvotes	0			0	0	0
Undervotes	184			4	98	82

### REP State Rep, Dist 6

Vote For 1

	TOTAL	VOTE %		Absentee	Early Voting	Election Day
Matt Schaefer	556	90.26%	<div style="width: 90.26%;"><div style="width: 90.26%;"></div></div>	16	332	208
Charles Turner	60	9.74%	<div style="width: 9.74%;"><div style="width: 9.74%;"></div></div>	1	35	24
Total Votes Cast	616	100.00%	<div style="width: 100.00%;"><div style="width: 100.00%;"></div></div>	17	367	232
Overvotes	0			0	0	0
Undervotes	66			2	39	25

## Precinct 0054

### REP Justice, 12th Ct of App Dist, PI 2

Vote For 1

	TOTAL	VOTE %	Absentee	Early Voting	Election Day
Brian Hoyle	438	100.00%	14	267	157
Total Votes Cast	438	100.00%	14	267	157
Overvotes	0		0	0	0
Undervotes	244		5	139	100

### REP Dist Judge, 241st Judicial Dist

Vote For 1

	TOTAL	VOTE %	Absentee	Early Voting	Election Day
Debby Gunter	456	100.00%	14	279	163
Total Votes Cast	456	100.00%	14	279	163
Overvotes	0		0	0	0
Undervotes	226		5	127	94

### REP Dist Judge, 321st Judicial Dist

Vote For 1

	TOTAL	VOTE %	Absentee	Early Voting	Election Day
Robert Wilson	449	100.00%	14	273	162
Total Votes Cast	449	100.00%	14	273	162
Overvotes	0		0	0	0
Undervotes	233		5	133	95

### REP Criminal District Attorney

Vote For 1

	TOTAL	VOTE %	Absentee	Early Voting	Election Day
Jacob Putman	485	100.00%	14	294	177
Total Votes Cast	485	100.00%	14	294	177
Overvotes	0		0	0	0
Undervotes	197		5	112	80

### REP County Judge

Vote For 1

	TOTAL	VOTE %	Absentee	Early Voting	Election Day
Neal Franklin	462	100.00%	14	278	170
Total Votes Cast	462	100.00%	14	278	170
Overvotes	0		0	0	0
Undervotes	220		5	128	87

### REP Judge, County Court at Law No. 1

Vote For 1

	TOTAL	VOTE %	Absentee	Early Voting	Election Day
Jason Ellis	452	100.00%	14	272	166
Total Votes Cast	452	100.00%	14	272	166
Overvotes	0		0	0	0
Undervotes	230		5	134	91

## Precinct 0054

### REP Judge, County Court at Law No. 2

Vote For 1

	TOTAL	VOTE %		Absentee	Early Voting	Election Day
Taylor Heaton	436	100.00%	<div style="width: 100%; height: 10px; background-color: #ffc107;"></div>	14	263	159
Total Votes Cast	436	100.00%	<div style="width: 100%; height: 10px; background-color: #ffc107;"></div>	14	263	159
Overvotes	0			0	0	0
Undervotes	246			5	143	98

### REP Judge, County Court at Law No. 3

Vote For 1

	TOTAL	VOTE %		Absentee	Early Voting	Election Day
Sara Maynard	198	34.49%	<div style="width: 34.49%; height: 10px; background-color: #ffc107;"></div>	4	120	74
Trevor M. Rose	68	11.85%	<div style="width: 11.85%; height: 10px; background-color: #ffc107;"></div>	5	45	18
Clay White	308	53.66%	<div style="width: 53.66%; height: 10px; background-color: #ffc107;"></div>	8	193	107
Total Votes Cast	574	100.00%	<div style="width: 100%; height: 10px; background-color: #ffc107;"></div>	17	358	199
Overvotes	0			0	0	0
Undervotes	108			2	48	58

### REP District Clerk

Vote For 1

	TOTAL	VOTE %		Absentee	Early Voting	Election Day
Penny Clarkston	436	100.00%	<div style="width: 100%; height: 10px; background-color: #ffc107;"></div>	13	269	154
Total Votes Cast	436	100.00%	<div style="width: 100%; height: 10px; background-color: #ffc107;"></div>	13	269	154
Overvotes	0			0	0	0
Undervotes	246			6	137	103

### REP County Clerk

Vote For 1

	TOTAL	VOTE %		Absentee	Early Voting	Election Day
Karen Bryant Phillips	440	100.00%	<div style="width: 100%; height: 10px; background-color: #ffc107;"></div>	14	268	158
Total Votes Cast	440	100.00%	<div style="width: 100%; height: 10px; background-color: #ffc107;"></div>	14	268	158
Overvotes	0			0	0	0
Undervotes	242			5	138	99

### REP County Treasurer

Vote For 1

	TOTAL	VOTE %		Absentee	Early Voting	Election Day
Kelli R. White	348	76.65%	<div style="width: 76.65%; height: 10px; background-color: #ffc107;"></div>	11	212	125
Jamie Boersma	106	23.35%	<div style="width: 23.35%; height: 10px; background-color: #ffc107;"></div>	3	62	41
Total Votes Cast	454	100.00%	<div style="width: 100%; height: 10px; background-color: #ffc107;"></div>	14	274	166
Overvotes	0			0	0	0
Undervotes	228			5	132	91

## Precinct 0054

### REP County Commissioner Precinct No. 1, Unexp

Vote For 1

	TOTAL	VOTE %		Absentee	Early Voting	Election Day
Pam Frederick	281	50.00%	<div style="width: 50%;"><div style="width: 50%;"></div></div>	10	171	100
Fritz Hager, Jr.	281	50.00%	<div style="width: 50%;"><div style="width: 50%;"></div></div>	5	172	104
Total Votes Cast	562	100.00%	<div style="width: 100%;"><div style="width: 100%;"></div></div>	15	343	204
Overvotes	0			0	0	0
Undervotes	120			4	63	53

### REP JOP Pct 2

Vote For 1

	TOTAL	VOTE %		Absentee	Early Voting	Election Day
Andy Dunklin	443	100.00%	<div style="width: 100%;"><div style="width: 100%;"></div></div>	14	268	161
Total Votes Cast	443	100.00%	<div style="width: 100%;"><div style="width: 100%;"></div></div>	14	268	161
Overvotes	0			0	0	0
Undervotes	239			5	138	96

### REP Constable Precinct No. 2

Vote For 1

	TOTAL	VOTE %		Absentee	Early Voting	Election Day
Deal Folmar	84	15.97%	<div style="width: 15.97%;"><div style="width: 15.97%;"></div></div>	5	41	38
Wayne Allen	268	50.95%	<div style="width: 50.95%;"><div style="width: 50.95%;"></div></div>	1	164	103
Chris Roberts	174	33.08%	<div style="width: 33.08%;"><div style="width: 33.08%;"></div></div>	10	111	53
Total Votes Cast	526	100.00%	<div style="width: 100%;"><div style="width: 100%;"></div></div>	16	316	194
Overvotes	0			0	0	0
Undervotes	156			3	90	63

### REP County Chair

Vote For 1

	TOTAL	VOTE %		Absentee	Early Voting	Election Day
David Stein	444	100.00%	<div style="width: 100%;"><div style="width: 100%;"></div></div>	12	269	163
Total Votes Cast	444	100.00%	<div style="width: 100%;"><div style="width: 100%;"></div></div>	12	269	163
Overvotes	0			0	0	0
Undervotes	238			7	137	94

### REP Proposition 1

Vote For 1

	TOTAL	VOTE %		Absentee	Early Voting	Election Day
YES	619	94.94%	<div style="width: 94.94%;"><div style="width: 94.94%;"></div></div>	19	375	225
NO	33	5.06%	<div style="width: 5.06%;"><div style="width: 5.06%;"></div></div>	0	15	18
Total Votes Cast	652	100.00%	<div style="width: 100%;"><div style="width: 100%;"></div></div>	19	390	243
Overvotes	0			0	0	0
Undervotes	30			0	16	14

## Precinct 0054

### REP Proposition 2

Vote For 1

	TOTAL	VOTE %		Absentee	Early Voting	Election Day
YES	449	71.61%	<div style="width: 71.61%;"><div style="width: 71.61%;"></div></div>	8	266	175
NO	178	28.39%	<div style="width: 28.39%;"><div style="width: 28.39%;"></div></div>	8	111	59
Total Votes Cast	627	100.00%	<div style="width: 100.00%;"><div style="width: 100.00%;"></div></div>	16	377	234
Overvotes	0			0	0	0
Undervotes	55			3	29	23

### REP Proposition 3

Vote For 1

	TOTAL	VOTE %		Absentee	Early Voting	Election Day
YES	605	91.39%	<div style="width: 91.39%;"><div style="width: 91.39%;"></div></div>	13	367	225
NO	57	8.61%	<div style="width: 8.61%;"><div style="width: 8.61%;"></div></div>	4	31	22
Total Votes Cast	662	100.00%	<div style="width: 100.00%;"><div style="width: 100.00%;"></div></div>	17	398	247
Overvotes	0			0	0	0
Undervotes	20			2	8	10

### REP Proposition 4

Vote For 1

	TOTAL	VOTE %		Absentee	Early Voting	Election Day
YES	608	92.54%	<div style="width: 92.54%;"><div style="width: 92.54%;"></div></div>	18	371	219
NO	49	7.46%	<div style="width: 7.46%;"><div style="width: 7.46%;"></div></div>	0	22	27
Total Votes Cast	657	100.00%	<div style="width: 100.00%;"><div style="width: 100.00%;"></div></div>	18	393	246
Overvotes	0			0	0	0
Undervotes	25			1	13	11

### REP Proposition 5

Vote For 1

	TOTAL	VOTE %		Absentee	Early Voting	Election Day
YES	581	88.84%	<div style="width: 88.84%;"><div style="width: 88.84%;"></div></div>	15	341	225
NO	73	11.16%	<div style="width: 11.16%;"><div style="width: 11.16%;"></div></div>	2	49	22
Total Votes Cast	654	100.00%	<div style="width: 100.00%;"><div style="width: 100.00%;"></div></div>	17	390	247
Overvotes	0			0	0	0
Undervotes	28			2	16	10

### REP Proposition 6

Vote For 1

	TOTAL	VOTE %		Absentee	Early Voting	Election Day
YES	525	82.55%	<div style="width: 82.55%;"><div style="width: 82.55%;"></div></div>	12	319	194
NO	111	17.45%	<div style="width: 17.45%;"><div style="width: 17.45%;"></div></div>	5	64	42
Total Votes Cast	636	100.00%	<div style="width: 100.00%;"><div style="width: 100.00%;"></div></div>	17	383	236
Overvotes	0			0	0	0
Undervotes	46			2	23	21

## Precinct 0054

### REP Proposition 7

Vote For 1

	TOTAL	VOTE %		Absentee	Early Voting	Election Day
YES	645	97.29%	<div style="width: 97.29%;"><div style="width: 97.29%;"></div></div>	18	387	240
NO	18	2.71%	<div style="width: 2.71%;"><div style="width: 2.71%;"></div></div>	0	9	9
Total Votes Cast	663	100.00%	<div style="width: 100.00%;"><div style="width: 100.00%;"></div></div>	18	396	249
Overvotes	0			0	0	0
Undervotes	19			1	10	8

### REP Proposition 8

Vote For 1

	TOTAL	VOTE %		Absentee	Early Voting	Election Day
YES	625	94.70%	<div style="width: 94.70%;"><div style="width: 94.70%;"></div></div>	17	375	233
NO	35	5.30%	<div style="width: 5.30%;"><div style="width: 5.30%;"></div></div>	1	18	16
Total Votes Cast	660	100.00%	<div style="width: 100.00%;"><div style="width: 100.00%;"></div></div>	18	393	249
Overvotes	0			0	0	0
Undervotes	22			1	13	8

### REP Proposition 9

Vote For 1

	TOTAL	VOTE %		Absentee	Early Voting	Election Day
YES	575	87.92%	<div style="width: 87.92%;"><div style="width: 87.92%;"></div></div>	14	346	215
NO	79	12.08%	<div style="width: 12.08%;"><div style="width: 12.08%;"></div></div>	3	50	26
Total Votes Cast	654	100.00%	<div style="width: 100.00%;"><div style="width: 100.00%;"></div></div>	17	396	241
Overvotes	0			0	0	0
Undervotes	28			2	10	16

### REP Proposition 10

Vote For 1

	TOTAL	VOTE %		Absentee	Early Voting	Election Day
YES	628	95.88%	<div style="width: 95.88%;"><div style="width: 95.88%;"></div></div>	17	379	232
NO	27	4.12%	<div style="width: 4.12%;"><div style="width: 4.12%;"></div></div>	0	14	13
Total Votes Cast	655	100.00%	<div style="width: 100.00%;"><div style="width: 100.00%;"></div></div>	17	393	245
Overvotes	0			0	0	0
Undervotes	27			2	13	12

## Precinct 0055

Statistics	TOTAL	Absentee	Early Voting	Election Day
Registered Voters - Total	2,274			
Ballots Cast - Total	315	15	159	141
Ballots Cast - Republican Party	219	4	106	109
Ballots Cast - Democratic Party	96	11	53	32
Ballots Cast - Blank	0	0	0	0
Voter Turnout - Total	13.85%			

### REP US Rep, District 1

Vote For 1

	TOTAL	VOTE %	Absentee	Early Voting	Election Day
Aditya "A.D." Atholi	19	9.27%	2	6	11
John Porro	4	1.95%	0	1	3
Nathaniel Moran	165	80.49%	2	84	79
Joe McDaniel	17	8.29%	0	7	10
Total Votes Cast	205	100.00%	4	98	103
Overvotes	0		0	0	0
Undervotes	14		0	8	6

### REP Governor

Vote For 1

	TOTAL	VOTE %	Absentee	Early Voting	Election Day
Danny Harrison	0	0.00%	0	0	0
Chad Prather	10	4.57%	0	6	4
Paul Belew	0	0.00%	0	0	0
Rick Perry	5	2.28%	0	2	3
Don Huffines	18	8.22%	0	5	13
Allen B. West	49	22.37%	1	18	30
Greg Abbott	132	60.27%	3	72	57
Kandy Kaye Horn	5	2.28%	0	3	2
Total Votes Cast	219	100.00%	4	106	109
Overvotes	0		0	0	0
Undervotes	0		0	0	0

### REP Lieutenant Governor

Vote For 1

	TOTAL	VOTE %	Absentee	Early Voting	Election Day
Daniel Miller	28	14.07%	0	15	13
Dan Patrick	133	66.83%	2	64	67
Todd M. Bullis	2	1.00%	1	0	1
Trayce Bradford	24	12.06%	0	10	14
Aaron Sorrells	8	4.02%	0	5	3
Zach Vance	4	2.01%	1	0	3
Total Votes Cast	199	100.00%	4	94	101
Overvotes	0		0	0	0
Undervotes	20		0	12	8

## Precinct 0055

### REP Attorney General

Vote For 1

	TOTAL	VOTE %		Absentee	Early Voting	Election Day
George P. Bush	23	10.75%	<div style="width: 10.75%;"></div>	1	11	11
Louie Gohmert	126	58.88%	<div style="width: 58.88%;"></div>	3	54	69
Ken Paxton	43	20.09%	<div style="width: 20.09%;"></div>	0	28	15
Eva Guzman	22	10.28%	<div style="width: 10.28%;"></div>	0	9	13
Total Votes Cast	214	100.00%	<div style="width: 100.00%;"></div>	4	102	108
Overvotes	0			0	0	0
Undervotes	5			0	4	1

### REP Comptroller of Public Accounts

Vote For 1

	TOTAL	VOTE %		Absentee	Early Voting	Election Day
Mark V. Goloby	42	25.61%	<div style="width: 25.61%;"></div>	2	21	19
Glenn Hegar	122	74.39%	<div style="width: 74.39%;"></div>	2	61	59
Total Votes Cast	164	100.00%	<div style="width: 100.00%;"></div>	4	82	78
Overvotes	0			0	0	0
Undervotes	55			0	24	31

### REP Comm General Land Office

Vote For 1

	TOTAL	VOTE %		Absentee	Early Voting	Election Day
Dawn Buckingham	57	36.08%	<div style="width: 36.08%;"></div>	0	31	26
Don W. Minton	22	13.92%	<div style="width: 13.92%;"></div>	2	10	10
Ben Armenta	1	0.63%	<div style="width: 0.63%;"></div>	0	0	1
Rufus Lopez	7	4.43%	<div style="width: 4.43%;"></div>	0	3	4
Tim Westley	10	6.33%	<div style="width: 6.33%;"></div>	0	4	6
Jon Spiers	46	29.11%	<div style="width: 29.11%;"></div>	2	22	22
Victor Avila	4	2.53%	<div style="width: 2.53%;"></div>	0	1	3
Weston Martinez	11	6.96%	<div style="width: 6.96%;"></div>	0	4	7
Total Votes Cast	158	100.00%	<div style="width: 100.00%;"></div>	4	75	79
Overvotes	0			0	0	0
Undervotes	61			0	31	30

### REP Commissioner of Agriculture

Vote For 1

	TOTAL	VOTE %		Absentee	Early Voting	Election Day
Sid Miller	80	49.38%	<div style="width: 49.38%;"></div>	3	43	34
James White	66	40.74%	<div style="width: 40.74%;"></div>	0	35	31
Carey A. Council	16	9.88%	<div style="width: 9.88%;"></div>	1	5	10
Total Votes Cast	162	100.00%	<div style="width: 100.00%;"></div>	4	83	75
Overvotes	0			0	0	0
Undervotes	57			0	23	34



## Precinct 0055

### REP Railroad Commissioner

Vote For 1

	TOTAL	VOTE %	Absentee	Early Voting	Election Day
Tom Slocum Jr	26	15.57%	1	15	10
Marvin "Sarge" Summers	9	5.39%	0	4	5
Sarah Stogner	27	16.17%	0	8	19
Dawayne Tipton	13	7.78%	1	5	7
Wayne Christian	92	55.09%	2	46	44
<b>Total Votes Cast</b>	<b>167</b>	<b>100.00%</b>	<b>4</b>	<b>78</b>	<b>85</b>
Overvotes	0		0	0	0
Undervotes	52		0	28	24

### REP Justice, Supreme Court, PI 3

Vote For 1

	TOTAL	VOTE %	Absentee	Early Voting	Election Day
Debra Lehrmann	153	100.00%	3	72	78
<b>Total Votes Cast</b>	<b>153</b>	<b>100.00%</b>	<b>3</b>	<b>72</b>	<b>78</b>
Overvotes	0		0	0	0
Undervotes	66		1	34	31

### REP Justice, Supreme Court, PI 5

Vote For 1

	TOTAL	VOTE %	Absentee	Early Voting	Election Day
Rebeca Huddle	146	100.00%	3	71	72
<b>Total Votes Cast</b>	<b>146</b>	<b>100.00%</b>	<b>3</b>	<b>71</b>	<b>72</b>
Overvotes	0		0	0	0
Undervotes	73		1	35	37

### REP Justice, Supreme Court, PI 9

Vote For 1

	TOTAL	VOTE %	Absentee	Early Voting	Election Day
David J. Schenck	94	61.04%	1	49	44
Evan Young	60	38.96%	2	26	32
<b>Total Votes Cast</b>	<b>154</b>	<b>100.00%</b>	<b>3</b>	<b>75</b>	<b>76</b>
Overvotes	0		0	0	0
Undervotes	65		1	31	33

### REP Judge, Ct of Crim App, PI 2

Vote For 1

	TOTAL	VOTE %	Absentee	Early Voting	Election Day
Mary Lou Keel	141	100.00%	3	71	67
<b>Total Votes Cast</b>	<b>141</b>	<b>100.00%</b>	<b>3</b>	<b>71</b>	<b>67</b>
Overvotes	0		0	0	0
Undervotes	78		1	35	42

## Precinct 0055

### REP Judge, Ct of Crim App, PI 5

Vote For 1

	TOTAL	VOTE %		Absentee	Early Voting	Election Day
Clint Morgan	93	60.78%	<div style="width: 60.78%;"><div style="width: 60.78%;"></div></div>	1	46	46
Scott Walker	60	39.22%	<div style="width: 39.22%;"><div style="width: 39.22%;"></div></div>	2	29	29
Total Votes Cast	153	100.00%	<div style="width: 100.00%;"><div style="width: 100.00%;"></div></div>	3	75	75
Overvotes	0			0	0	0
Undervotes	66			1	31	34

### REP Judge, Ct of Crim App, PI 6

Vote For 1

	TOTAL	VOTE %		Absentee	Early Voting	Election Day
Jesse F. McClure, III	144	100.00%	<div style="width: 100.00%;"><div style="width: 100.00%;"></div></div>	3	71	70
Total Votes Cast	144	100.00%	<div style="width: 100.00%;"><div style="width: 100.00%;"></div></div>	3	71	70
Overvotes	0			0	0	0
Undervotes	75			1	35	39

### REP Member, State BoE, Dist 9

Vote For 1

	TOTAL	VOTE %		Absentee	Early Voting	Election Day
Keven M. Ellis	148	100.00%	<div style="width: 100.00%;"><div style="width: 100.00%;"></div></div>	3	74	71
Total Votes Cast	148	100.00%	<div style="width: 100.00%;"><div style="width: 100.00%;"></div></div>	3	74	71
Overvotes	0			0	0	0
Undervotes	71			1	32	38

### REP State Senator, Dist 1

Vote For 1

	TOTAL	VOTE %		Absentee	Early Voting	Election Day
Bryan Hughes	170	100.00%	<div style="width: 100.00%;"><div style="width: 100.00%;"></div></div>	3	86	81
Total Votes Cast	170	100.00%	<div style="width: 100.00%;"><div style="width: 100.00%;"></div></div>	3	86	81
Overvotes	0			0	0	0
Undervotes	49			1	20	28

### REP State Rep, Dist 6

Vote For 1

	TOTAL	VOTE %		Absentee	Early Voting	Election Day
Matt Schaefer	173	87.37%	<div style="width: 87.37%;"><div style="width: 87.37%;"></div></div>	3	90	80
Charles Turner	25	12.63%	<div style="width: 12.63%;"><div style="width: 12.63%;"></div></div>	1	9	15
Total Votes Cast	198	100.00%	<div style="width: 100.00%;"><div style="width: 100.00%;"></div></div>	4	99	95
Overvotes	0			0	0	0
Undervotes	21			0	7	14

## Precinct 0055

### REP Justice, 12th Ct of App Dist, PI 2

Vote For 1

	TOTAL	VOTE %	Absentee	Early Voting	Election Day
Brian Hoyle	142	100.00%	3	70	69
Total Votes Cast	142	100.00%	3	70	69
Overvotes	0		0	0	0
Undervotes	77		1	36	40

### REP Dist Judge, 241st Judicial Dist

Vote For 1

	TOTAL	VOTE %	Absentee	Early Voting	Election Day
Debby Gunter	146	100.00%	3	72	71
Total Votes Cast	146	100.00%	3	72	71
Overvotes	0		0	0	0
Undervotes	73		1	34	38

### REP Dist Judge, 321st Judicial Dist

Vote For 1

	TOTAL	VOTE %	Absentee	Early Voting	Election Day
Robert Wilson	142	100.00%	3	70	69
Total Votes Cast	142	100.00%	3	70	69
Overvotes	0		0	0	0
Undervotes	77		1	36	40

### REP Criminal District Attorney

Vote For 1

	TOTAL	VOTE %	Absentee	Early Voting	Election Day
Jacob Putman	154	100.00%	3	75	76
Total Votes Cast	154	100.00%	3	75	76
Overvotes	0		0	0	0
Undervotes	65		1	31	33

### REP County Judge

Vote For 1

	TOTAL	VOTE %	Absentee	Early Voting	Election Day
Neal Franklin	150	100.00%	3	73	74
Total Votes Cast	150	100.00%	3	73	74
Overvotes	0		0	0	0
Undervotes	69		1	33	35

### REP Judge, County Court at Law No. 1

Vote For 1

	TOTAL	VOTE %	Absentee	Early Voting	Election Day
Jason Ellis	148	100.00%	3	72	73
Total Votes Cast	148	100.00%	3	72	73
Overvotes	0		0	0	0
Undervotes	71		1	34	36

## Precinct 0055

### REP Judge, County Court at Law No. 2

Vote For 1

	TOTAL	VOTE %		Absentee	Early Voting	Election Day
Taylor Heaton	136	100.00%	<div style="width: 100%; height: 10px; background-color: #ffc107;"></div>	3	69	64
Total Votes Cast	136	100.00%	<div style="width: 100%; height: 10px; background-color: #ffc107;"></div>	3	69	64
Overvotes	0			0	0	0
Undervotes	83			1	37	45

### REP Judge, County Court at Law No. 3

Vote For 1

	TOTAL	VOTE %		Absentee	Early Voting	Election Day
Sara Maynard	76	43.68%	<div style="width: 43.68%; height: 10px; background-color: #ffc107;"></div>	1	44	31
Trevor M. Rose	16	9.20%	<div style="width: 9.20%; height: 10px; background-color: #ffc107;"></div>	1	5	10
Clay White	82	47.13%	<div style="width: 47.13%; height: 10px; background-color: #ffc107;"></div>	2	39	41
Total Votes Cast	174	100.00%	<div style="width: 100%; height: 10px; background-color: #ffc107;"></div>	4	88	82
Overvotes	0			0	0	0
Undervotes	45			0	18	27

### REP District Clerk

Vote For 1

	TOTAL	VOTE %		Absentee	Early Voting	Election Day
Penny Clarkston	145	100.00%	<div style="width: 100%; height: 10px; background-color: #ffc107;"></div>	3	70	72
Total Votes Cast	145	100.00%	<div style="width: 100%; height: 10px; background-color: #ffc107;"></div>	3	70	72
Overvotes	0			0	0	0
Undervotes	74			1	36	37

### REP County Clerk

Vote For 1

	TOTAL	VOTE %		Absentee	Early Voting	Election Day
Karen Bryant Phillips	144	100.00%	<div style="width: 100%; height: 10px; background-color: #ffc107;"></div>	3	72	69
Total Votes Cast	144	100.00%	<div style="width: 100%; height: 10px; background-color: #ffc107;"></div>	3	72	69
Overvotes	0			0	0	0
Undervotes	75			1	34	40

### REP County Treasurer

Vote For 1

	TOTAL	VOTE %		Absentee	Early Voting	Election Day
Kelli R. White	109	72.67%	<div style="width: 72.67%; height: 10px; background-color: #ffc107;"></div>	3	58	48
Jamie Boersma	41	27.33%	<div style="width: 27.33%; height: 10px; background-color: #ffc107;"></div>	1	19	21
Total Votes Cast	150	100.00%	<div style="width: 100%; height: 10px; background-color: #ffc107;"></div>	4	77	69
Overvotes	0			0	0	0
Undervotes	69			0	29	40

## Precinct 0055

### REP County Commissioner Pct 2

Vote For 1

	TOTAL	VOTE %		Absentee	Early Voting	Election Day
Mike Adams	51	27.57%	<div style="width: 27.57%; background-color: #ffc107;"></div>	0	25	26
Anwar Khalifa	39	21.08%	<div style="width: 21.08%; background-color: #ffc107;"></div>	2	14	23
John Moore	95	51.35%	<div style="width: 51.35%; background-color: #ffc107;"></div>	2	53	40
Total Votes Cast	185	100.00%	<div style="width: 100%; background-color: #ffc107;"></div>	4	92	89
Overvotes	0			0	0	0
Undervotes	34			0	14	20

### REP JOP Pct 3

Vote For 1

	TOTAL	VOTE %		Absentee	Early Voting	Election Day
James L. Meredith	145	100.00%	<div style="width: 100%; background-color: #ffc107;"></div>	3	73	69
Total Votes Cast	145	100.00%	<div style="width: 100%; background-color: #ffc107;"></div>	3	73	69
Overvotes	0			0	0	0
Undervotes	74			1	33	40

### REP County Chair

Vote For 1

	TOTAL	VOTE %		Absentee	Early Voting	Election Day
David Stein	148	100.00%	<div style="width: 100%; background-color: #ffc107;"></div>	3	71	74
Total Votes Cast	148	100.00%	<div style="width: 100%; background-color: #ffc107;"></div>	3	71	74
Overvotes	0			0	0	0
Undervotes	71			1	35	35

### REP Proposition 1

Vote For 1

	TOTAL	VOTE %		Absentee	Early Voting	Election Day
YES	194	92.38%	<div style="width: 92.38%; background-color: #ffc107;"></div>	3	96	95
NO	16	7.62%	<div style="width: 7.62%; background-color: #ffc107;"></div>	1	6	9
Total Votes Cast	210	100.00%	<div style="width: 100%; background-color: #ffc107;"></div>	4	102	104
Overvotes	0			0	0	0
Undervotes	9			0	4	5

### REP Proposition 2

Vote For 1

	TOTAL	VOTE %		Absentee	Early Voting	Election Day
YES	155	77.89%	<div style="width: 77.89%; background-color: #ffc107;"></div>	1	75	79
NO	44	22.11%	<div style="width: 22.11%; background-color: #ffc107;"></div>	3	20	21
Total Votes Cast	199	100.00%	<div style="width: 100%; background-color: #ffc107;"></div>	4	95	100
Overvotes	0			0	0	0
Undervotes	20			0	11	9

## Precinct 0055

### REP Proposition 3

Vote For 1

	TOTAL	VOTE %	Absentee	Early Voting	Election Day
YES	195	91.98%	4	98	93
NO	17	8.02%	0	6	11
Total Votes Cast	212	100.00%	4	104	104
Overvotes	0		0	0	0
Undervotes	7		0	2	5

### REP Proposition 4

Vote For 1

	TOTAL	VOTE %	Absentee	Early Voting	Election Day
YES	189	90.00%	3	94	92
NO	21	10.00%	1	9	11
Total Votes Cast	210	100.00%	4	103	103
Overvotes	0		0	0	0
Undervotes	9		0	3	6

### REP Proposition 5

Vote For 1

	TOTAL	VOTE %	Absentee	Early Voting	Election Day
YES	174	84.47%	3	86	85
NO	32	15.53%	1	14	17
Total Votes Cast	206	100.00%	4	100	102
Overvotes	0		0	0	0
Undervotes	13		0	6	7

### REP Proposition 6

Vote For 1

	TOTAL	VOTE %	Absentee	Early Voting	Election Day
YES	153	77.27%	1	75	77
NO	45	22.73%	3	21	21
Total Votes Cast	198	100.00%	4	96	98
Overvotes	0		0	0	0
Undervotes	21		0	10	11

### REP Proposition 7

Vote For 1

	TOTAL	VOTE %	Absentee	Early Voting	Election Day
YES	205	96.24%	4	100	101
NO	8	3.76%	0	4	4
Total Votes Cast	213	100.00%	4	104	105
Overvotes	0		0	0	0
Undervotes	6		0	2	4

## Precinct 0055

### REP Proposition 8

Vote For 1

	TOTAL	VOTE %	Absentee	Early Voting	Election Day
YES	200	95.24%	3	100	97
NO	10	4.76%	1	3	6
Total Votes Cast	210	100.00%	4	103	103
Overvotes	0		0	0	0
Undervotes	9		0	3	6

### REP Proposition 9

Vote For 1

	TOTAL	VOTE %	Absentee	Early Voting	Election Day
YES	179	85.65%	3	90	86
NO	30	14.35%	1	12	17
Total Votes Cast	209	100.00%	4	102	103
Overvotes	0		0	0	0
Undervotes	10		0	4	6

### REP Proposition 10

Vote For 1

	TOTAL	VOTE %	Absentee	Early Voting	Election Day
YES	192	91.87%	4	99	89
NO	17	8.13%	0	5	12
Total Votes Cast	209	100.00%	4	104	101
Overvotes	0		0	0	0
Undervotes	10		0	2	8

## Precinct 0056

### Statistics

	TOTAL	Absentee	Early Voting	Election Day
Registered Voters - Total	3,404			
Ballots Cast - Total	906	30	518	358
Ballots Cast - Republican Party	785	21	462	302
Ballots Cast - Democratic Party	121	9	56	56
Ballots Cast - Blank	0	0	0	0
Voter Turnout - Total	26.62%			

### REP US Rep, District 1

Vote For 1

	TOTAL	VOTE %	Absentee	Early Voting	Election Day
Aditya "A.D." Atholi	36	4.88%	6	16	14
John Porro	11	1.49%	0	6	5
Nathaniel Moran	647	87.67%	14	404	229
Joe McDaniel	44	5.96%	0	23	21
Total Votes Cast	738	100.00%	20	449	269
Overvotes	0		0	0	0
Undervotes	47		1	13	33

### REP Governor

Vote For 1

	TOTAL	VOTE %	Absentee	Early Voting	Election Day
Danny Harrison	1	0.13%	0	0	1
Chad Prather	7	0.91%	0	2	5
Paul Belew	3	0.39%	0	2	1
Rick Perry	10	1.30%	0	4	6
Don Huffines	50	6.49%	0	23	27
Allen B. West	171	22.18%	8	93	70
Greg Abbott	523	67.83%	13	327	183
Kandy Kaye Horn	6	0.78%	0	3	3
Total Votes Cast	771	100.00%	21	454	296
Overvotes	0		0	0	0
Undervotes	14		0	8	6

### REP Lieutenant Governor

Vote For 1

	TOTAL	VOTE %	Absentee	Early Voting	Election Day
Daniel Miller	99	13.52%	1	57	41
Dan Patrick	520	71.04%	17	322	181
Todd M. Bullis	8	1.09%	0	4	4
Trayce Bradford	79	10.79%	2	45	32
Aaron Sorrells	10	1.37%	0	6	4
Zach Vance	16	2.19%	1	5	10
Total Votes Cast	732	100.00%	21	439	272
Overvotes	0		0	0	0
Undervotes	53		0	23	30



## Precinct 0056

### REP Attorney General

Vote For 1

	TOTAL	VOTE %	Absentee	Early Voting	Election Day
George P. Bush	96	12.36%	2	55	39
Louie Gohmert	495	63.71%	9	286	200
Ken Paxton	126	16.22%	3	80	43
Eva Guzman	60	7.72%	7	39	14
Total Votes Cast	777	100.00%	21	460	296
Overvotes	0		0	0	0
Undervotes	8		0	2	6

### REP Comptroller of Public Accounts

Vote For 1

	TOTAL	VOTE %	Absentee	Early Voting	Election Day
Mark V. Goloby	122	21.52%	4	69	49
Glenn Hegar	445	78.48%	10	287	148
Total Votes Cast	567	100.00%	14	356	197
Overvotes	0		0	0	0
Undervotes	218		7	106	105

### REP Comm General Land Office

Vote For 1

	TOTAL	VOTE %	Absentee	Early Voting	Election Day
Dawn Buckingham	201	34.13%	9	126	66
Don W. Minton	97	16.47%	4	59	34
Ben Armenta	2	0.34%	0	1	1
Rufus Lopez	8	1.36%	0	3	5
Tim Westley	48	8.15%	0	26	22
Jon Spiers	192	32.60%	2	121	69
Victor Avila	27	4.58%	0	14	13
Weston Martinez	14	2.38%	0	8	6
Total Votes Cast	589	100.00%	15	358	216
Overvotes	0		0	0	0
Undervotes	196		6	104	86

### REP Commissioner of Agriculture

Vote For 1

	TOTAL	VOTE %	Absentee	Early Voting	Election Day
Sid Miller	288	51.15%	9	177	102
James White	233	41.39%	5	144	84
Carey A. Council	42	7.46%	2	26	14
Total Votes Cast	563	100.00%	16	347	200
Overvotes	0		0	0	0
Undervotes	222		5	115	102

## Precinct 0056

### REP Railroad Commissioner

Vote For 1

	TOTAL	VOTE %	Absentee	Early Voting	Election Day
Tom Slocum Jr	82	13.51%	1	45	36
Marvin "Sarge" Summers	36	5.93%	0	18	18
Sarah Stogner	72	11.86%	4	42	26
Dawayne Tipton	33	5.44%	2	21	10
Wayne Christian	384	63.26%	7	243	134
Total Votes Cast	607	100.00%	14	369	224
Overvotes	0		0	0	0
Undervotes	178		7	93	78

### REP Justice, Supreme Court, PI 3

Vote For 1

	TOTAL	VOTE %	Absentee	Early Voting	Election Day
Debra Lehrmann	510	100.00%	12	312	186
Total Votes Cast	510	100.00%	12	312	186
Overvotes	0		0	0	0
Undervotes	275		9	150	116

### REP Justice, Supreme Court, PI 5

Vote For 1

	TOTAL	VOTE %	Absentee	Early Voting	Election Day
Rebeca Huddle	512	100.00%	11	314	187
Total Votes Cast	512	100.00%	11	314	187
Overvotes	0		0	0	0
Undervotes	273		10	148	115

### REP Justice, Supreme Court, PI 9

Vote For 1

	TOTAL	VOTE %	Absentee	Early Voting	Election Day
David J. Schenck	380	66.43%	6	231	143
Evan Young	192	33.57%	8	114	70
Total Votes Cast	572	100.00%	14	345	213
Overvotes	0		0	0	0
Undervotes	213		7	117	89

### REP Judge, Ct of Crim App, PI 2

Vote For 1

	TOTAL	VOTE %	Absentee	Early Voting	Election Day
Mary Lou Keel	482	100.00%	12	290	180
Total Votes Cast	482	100.00%	12	290	180
Overvotes	0		0	0	0
Undervotes	303		9	172	122

## Precinct 0056

### REP Judge, Ct of Crim App, PI 5

Vote For 1

	TOTAL	VOTE %		Absentee	Early Voting	Election Day
Clint Morgan	326	57.80%	<div style="width: 57.80%;"><div style="width: 57.80%;"></div></div>	9	193	124
Scott Walker	238	42.20%	<div style="width: 42.20%;"><div style="width: 42.20%;"></div></div>	5	147	86
Total Votes Cast	564	100.00%	<div style="width: 100.00%;"><div style="width: 100.00%;"></div></div>	14	340	210
Overvotes	0			0	0	0
Undervotes	221			7	122	92

### REP Judge, Ct of Crim App, PI 6

Vote For 1

	TOTAL	VOTE %		Absentee	Early Voting	Election Day
Jesse F. McClure, III	500	100.00%	<div style="width: 100.00%;"><div style="width: 100.00%;"></div></div>	11	302	187
Total Votes Cast	500	100.00%	<div style="width: 100.00%;"><div style="width: 100.00%;"></div></div>	11	302	187
Overvotes	0			0	0	0
Undervotes	285			10	160	115

### REP Member, State BoE, Dist 9

Vote For 1

	TOTAL	VOTE %		Absentee	Early Voting	Election Day
Keven M. Ellis	500	100.00%	<div style="width: 100.00%;"><div style="width: 100.00%;"></div></div>	11	307	182
Total Votes Cast	500	100.00%	<div style="width: 100.00%;"><div style="width: 100.00%;"></div></div>	11	307	182
Overvotes	0			0	0	0
Undervotes	285			10	155	120

### REP State Senator, Dist 1

Vote For 1

	TOTAL	VOTE %		Absentee	Early Voting	Election Day
Bryan Hughes	601	100.00%	<div style="width: 100.00%;"><div style="width: 100.00%;"></div></div>	12	376	213
Total Votes Cast	601	100.00%	<div style="width: 100.00%;"><div style="width: 100.00%;"></div></div>	12	376	213
Overvotes	0			0	0	0
Undervotes	184			9	86	89

### REP State Rep, Dist 6

Vote For 1

	TOTAL	VOTE %		Absentee	Early Voting	Election Day
Matt Schaefer	655	90.85%	<div style="width: 90.85%;"><div style="width: 90.85%;"></div></div>	14	405	236
Charles Turner	66	9.15%	<div style="width: 9.15%;"><div style="width: 9.15%;"></div></div>	3	35	28
Total Votes Cast	721	100.00%	<div style="width: 100.00%;"><div style="width: 100.00%;"></div></div>	17	440	264
Overvotes	0			0	0	0
Undervotes	64			4	22	38

## Precinct 0056

### REP Justice, 12th Ct of App Dist, PI 2

Vote For 1

	TOTAL	VOTE %	Absentee	Early Voting	Election Day
Brian Hoyle	509	100.00%	11	313	185
Total Votes Cast	509	100.00%	11	313	185
Overvotes	0		0	0	0
Undervotes	276		10	149	117

### REP Dist Judge, 241st Judicial Dist

Vote For 1

	TOTAL	VOTE %	Absentee	Early Voting	Election Day
Debby Gunter	522	100.00%	11	323	188
Total Votes Cast	522	100.00%	11	323	188
Overvotes	0		0	0	0
Undervotes	263		10	139	114

### REP Dist Judge, 321st Judicial Dist

Vote For 1

	TOTAL	VOTE %	Absentee	Early Voting	Election Day
Robert Wilson	529	100.00%	10	325	194
Total Votes Cast	529	100.00%	10	325	194
Overvotes	0		0	0	0
Undervotes	256		11	137	108

### REP Criminal District Attorney

Vote For 1

	TOTAL	VOTE %	Absentee	Early Voting	Election Day
Jacob Putman	573	100.00%	12	354	207
Total Votes Cast	573	100.00%	12	354	207
Overvotes	0		0	0	0
Undervotes	212		9	108	95

### REP County Judge

Vote For 1

	TOTAL	VOTE %	Absentee	Early Voting	Election Day
Neal Franklin	534	100.00%	13	328	193
Total Votes Cast	534	100.00%	13	328	193
Overvotes	0		0	0	0
Undervotes	251		8	134	109

### REP Judge, County Court at Law No. 1

Vote For 1

	TOTAL	VOTE %	Absentee	Early Voting	Election Day
Jason Ellis	530	100.00%	12	324	194
Total Votes Cast	530	100.00%	12	324	194
Overvotes	0		0	0	0
Undervotes	255		9	138	108

## Precinct 0056

### REP Judge, County Court at Law No. 2

Vote For 1

	TOTAL	VOTE %	Absentee	Early Voting	Election Day
Taylor Heaton	521	100.00%	11	318	192
Total Votes Cast	521	100.00%	11	318	192
Overvotes	0		0	0	0
Undervotes	264		10	144	110

### REP Judge, County Court at Law No. 3

Vote For 1

	TOTAL	VOTE %	Absentee	Early Voting	Election Day
Sara Maynard	271	40.57%	10	170	91
Trevor M. Rose	31	4.64%	1	15	15
Clay White	366	54.79%	3	225	138
Total Votes Cast	668	100.00%	14	410	244
Overvotes	0		0	0	0
Undervotes	117		7	52	58

### REP District Clerk

Vote For 1

	TOTAL	VOTE %	Absentee	Early Voting	Election Day
Penny Clarkston	521	100.00%	12	316	193
Total Votes Cast	521	100.00%	12	316	193
Overvotes	0		0	0	0
Undervotes	264		9	146	109

### REP County Clerk

Vote For 1

	TOTAL	VOTE %	Absentee	Early Voting	Election Day
Karen Bryant Phillips	508	100.00%	12	308	188
Total Votes Cast	508	100.00%	12	308	188
Overvotes	0		0	0	0
Undervotes	277		9	154	114

### REP County Treasurer

Vote For 1

	TOTAL	VOTE %	Absentee	Early Voting	Election Day
Kelli R. White	340	61.48%	11	210	119
Jamie Boersma	213	38.52%	3	139	71
Total Votes Cast	553	100.00%	14	349	190
Overvotes	0		0	0	0
Undervotes	232		7	113	112

## Precinct 0056

### REP JOP Pct 3

Vote For 1

	TOTAL	VOTE %		Absentee	Early Voting	Election Day
James L. Meredith	506	100.00%	<div style="width: 100%; height: 10px; background-color: #ffc107;"></div>	12	309	185
Total Votes Cast	506	100.00%	<div style="width: 100%; height: 10px; background-color: #ffc107;"></div>	12	309	185
Overvotes	0			0	0	0
Undervotes	279			9	153	117

### REP County Chair

Vote For 1

	TOTAL	VOTE %		Absentee	Early Voting	Election Day
David Stein	516	100.00%	<div style="width: 100%; height: 10px; background-color: #ffc107;"></div>	11	320	185
Total Votes Cast	516	100.00%	<div style="width: 100%; height: 10px; background-color: #ffc107;"></div>	11	320	185
Overvotes	0			0	0	0
Undervotes	269			10	142	117

### REP Proposition 1

Vote For 1

	TOTAL	VOTE %		Absentee	Early Voting	Election Day
YES	695	91.33%	<div style="width: 91.33%; height: 10px; background-color: #ffc107;"></div>	15	409	271
NO	66	8.67%	<div style="width: 8.67%; height: 10px; background-color: #6c757d;"></div>	4	41	21
Total Votes Cast	761	100.00%	<div style="width: 100%; height: 10px; background-color: #ffc107;"></div>	19	450	292
Overvotes	1			1	0	0
Undervotes	23			1	12	10

### REP Proposition 2

Vote For 1

	TOTAL	VOTE %		Absentee	Early Voting	Election Day
YES	527	70.74%	<div style="width: 70.74%; height: 10px; background-color: #ffc107;"></div>	6	302	219
NO	218	29.26%	<div style="width: 29.26%; height: 10px; background-color: #6c757d;"></div>	12	141	65
Total Votes Cast	745	100.00%	<div style="width: 100%; height: 10px; background-color: #ffc107;"></div>	18	443	284
Overvotes	0			0	0	0
Undervotes	40			3	19	18

### REP Proposition 3

Vote For 1

	TOTAL	VOTE %		Absentee	Early Voting	Election Day
YES	680	89.12%	<div style="width: 89.12%; height: 10px; background-color: #ffc107;"></div>	16	396	268
NO	83	10.88%	<div style="width: 10.88%; height: 10px; background-color: #6c757d;"></div>	5	55	23
Total Votes Cast	763	100.00%	<div style="width: 100%; height: 10px; background-color: #ffc107;"></div>	21	451	291
Overvotes	0			0	0	0
Undervotes	22			0	11	11

## Precinct 0056

### REP Proposition 4

Vote For 1

	TOTAL	VOTE %		Absentee	Early Voting	Election Day
YES	712	92.47%	<div style="width: 92.47%;"><div style="width: 92.47%;"></div></div>	18	423	271
NO	58	7.53%	<div style="width: 7.53%;"><div style="width: 7.53%;"></div></div>	3	31	24
Total Votes Cast	770	100.00%	<div style="width: 100.00%;"><div style="width: 100.00%;"></div></div>	21	454	295
Overvotes	0			0	0	0
Undervotes	15			0	8	7

### REP Proposition 5

Vote For 1

	TOTAL	VOTE %		Absentee	Early Voting	Election Day
YES	644	86.10%	<div style="width: 86.10%;"><div style="width: 86.10%;"></div></div>	14	379	251
NO	104	13.90%	<div style="width: 13.90%;"><div style="width: 13.90%;"></div></div>	4	66	34
Total Votes Cast	748	100.00%	<div style="width: 100.00%;"><div style="width: 100.00%;"></div></div>	18	445	285
Overvotes	0			0	0	0
Undervotes	37			3	17	17

### REP Proposition 6

Vote For 1

	TOTAL	VOTE %		Absentee	Early Voting	Election Day
YES	609	81.64%	<div style="width: 81.64%;"><div style="width: 81.64%;"></div></div>	13	364	232
NO	137	18.36%	<div style="width: 18.36%;"><div style="width: 18.36%;"></div></div>	6	82	49
Total Votes Cast	746	100.00%	<div style="width: 100.00%;"><div style="width: 100.00%;"></div></div>	19	446	281
Overvotes	0			0	0	0
Undervotes	39			2	16	21

### REP Proposition 7

Vote For 1

	TOTAL	VOTE %		Absentee	Early Voting	Election Day
YES	729	95.29%	<div style="width: 95.29%;"><div style="width: 95.29%;"></div></div>	18	429	282
NO	36	4.71%	<div style="width: 4.71%;"><div style="width: 4.71%;"></div></div>	3	21	12
Total Votes Cast	765	100.00%	<div style="width: 100.00%;"><div style="width: 100.00%;"></div></div>	21	450	294
Overvotes	0			0	0	0
Undervotes	20			0	12	8

### REP Proposition 8




Vote For 1

	TOTAL	VOTE %		Absentee	Early Voting	Election Day
YES	711	93.55%	<div style="width: 93.55%;"><div style="width: 93.55%;"></div></div>	15	423	273
NO	49	6.45%	<div style="width: 6.45%;"><div style="width: 6.45%;"></div></div>	5	24	20
Total Votes Cast	760	100.00%	<div style="width: 100.00%;"><div style="width: 100.00%;"></div></div>	20	447	293
Overvotes	0			0	0	0
Undervotes	25			1	15	9

## Precinct 0056




### REP Proposition 9

Vote For 1

	TOTAL	VOTE %		Absentee	Early Voting	Election Day
YES	661	86.63%		16	388	257
NO	102	13.37%		5	61	36
Total Votes Cast	763	100.00%		21	449	293
Overvotes	0			0	0	0
Undervotes	22			0	13	9

### REP Proposition 10

Vote For 1

	TOTAL	VOTE %		Absentee	Early Voting	Election Day
YES	702	93.23%		15	415	272
NO	51	6.77%		4	30	17
Total Votes Cast	753	100.00%		19	445	289
Overvotes	0			0	0	0
Undervotes	32			2	17	13



### Precinct 0057

#### Statistics

	TOTAL	Absentee	Early Voting	Election Day
Registered Voters - Total	683			
Ballots Cast - Total	172	28	97	47
Ballots Cast - Republican Party	144	19	81	44
Ballots Cast - Democratic Party	28	9	16	3
Ballots Cast - Blank	0	0	0	0
Voter Turnout - Total	25.18%			

#### REP US Rep, District 1

Vote For 1

	TOTAL	VOTE %	Absentee	Early Voting	Election Day
Aditya "A.D." Atholi	3	2.11%	1	1	1
John Porro	4	2.82%	0	1	3
Nathaniel Moran	123	86.62%	17	70	36
Joe McDaniel	12	8.45%	1	8	3
Total Votes Cast	142	100.00%	19	80	43
Overvotes	0		0	0	0
Undervotes	2		0	1	1

#### REP Governor

Vote For 1

	TOTAL	VOTE %	Absentee	Early Voting	Election Day
Danny Harrison	0	0.00%	0	0	0
Chad Prather	0	0.00%	0	0	0
Paul Belew	0	0.00%	0	0	0
Rick Perry	5	3.50%	0	5	0
Don Huffines	8	5.59%	0	3	5
Allen B. West	22	15.38%	1	13	8
Greg Abbott	107	74.83%	18	58	31
Kandy Kaye Horn	1	0.70%	0	1	0
Total Votes Cast	143	100.00%	19	80	44
Overvotes	0		0	0	0
Undervotes	1		0	1	0

#### REP Lieutenant Governor

Vote For 1

	TOTAL	VOTE %	Absentee	Early Voting	Election Day
Daniel Miller	10	7.52%	2	5	3
Dan Patrick	97	72.93%	16	57	24
Todd M. Bullis	4	3.01%	0	2	2
Trayce Bradford	16	12.03%	0	12	4
Aaron Sorrells	0	0.00%	0	0	0
Zach Vance	6	4.51%	0	3	3
Total Votes Cast	133	100.00%	18	79	36
Overvotes	0		0	0	0
Undervotes	11		1	2	8

## Precinct 0057

### REP Attorney General

Vote For 1

	TOTAL	VOTE %	Absentee	Early Voting	Election Day
George P. Bush	21	15.00%	6	7	8
Louie Gohmert	80	57.14%	10	46	24
Ken Paxton	36	25.71%	3	23	10
Eva Guzman	3	2.14%	0	3	0
Total Votes Cast	140	100.00%	19	79	42
Overvotes	0		0	0	0
Undervotes	4		0	2	2

### REP Comptroller of Public Accounts

Vote For 1

	TOTAL	VOTE %	Absentee	Early Voting	Election Day
Mark V. Goloby	26	25.00%	1	17	8
Glenn Hegar	78	75.00%	12	43	23
Total Votes Cast	104	100.00%	13	60	31
Overvotes	0		0	0	0
Undervotes	40		6	21	13

### REP Comm General Land Office

Vote For 1

	TOTAL	VOTE %	Absentee	Early Voting	Election Day
Dawn Buckingham	30	27.52%	4	19	7
Don W. Minton	26	23.85%	6	14	6
Ben Armenta	4	3.67%	0	3	1
Rufus Lopez	3	2.75%	1	2	0
Tim Westley	15	13.76%	1	7	7
Jon Spiers	26	23.85%	2	17	7
Victor Avila	3	2.75%	0	1	2
Weston Martinez	2	1.83%	0	2	0
Total Votes Cast	109	100.00%	14	65	30
Overvotes	0		0	0	0
Undervotes	35		5	16	14

### REP Commissioner of Agriculture

Vote For 1

	TOTAL	VOTE %	Absentee	Early Voting	Election Day
Sid Miller	47	47.47%	3	28	16
James White	40	40.40%	8	25	7
Carey A. Council	12	12.12%	1	5	6
Total Votes Cast	99	100.00%	12	58	29
Overvotes	0		0	0	0
Undervotes	45		7	23	15

## Precinct 0057

### REP Railroad Commissioner

Vote For 1

	TOTAL	VOTE %	Absentee	Early Voting	Election Day
Tom Slocum Jr	24	22.43%	1	14	9
Marvin "Sarge" Summers	5	4.67%	1	1	3
Sarah Stogner	16	14.95%	2	7	7
Dawayne Tipton	10	9.35%	1	7	2
Wayne Christian	52	48.60%	12	30	10
Total Votes Cast	107	100.00%	17	59	31
Overvotes	0		0	0	0
Undervotes	37		2	22	13

### REP Justice, Supreme Court, PI 3

Vote For 1

	TOTAL	VOTE %	Absentee	Early Voting	Election Day
Debra Lehrmann	87	100.00%	10	50	27
Total Votes Cast	87	100.00%	10	50	27
Overvotes	0		0	0	0
Undervotes	57		9	31	17

### REP Justice, Supreme Court, PI 5

Vote For 1

	TOTAL	VOTE %	Absentee	Early Voting	Election Day
Rebeca Huddle	91	100.00%	10	51	30
Total Votes Cast	91	100.00%	10	51	30
Overvotes	0		0	0	0
Undervotes	53		9	30	14

### REP Justice, Supreme Court, PI 9

Vote For 1

	TOTAL	VOTE %	Absentee	Early Voting	Election Day
David J. Schenck	50	53.19%	5	31	14
Evan Young	44	46.81%	7	24	13
Total Votes Cast	94	100.00%	12	55	27
Overvotes	0		0	0	0
Undervotes	50		7	26	17

### REP Judge, Ct of Crim App, PI 2

Vote For 1

	TOTAL	VOTE %	Absentee	Early Voting	Election Day
Mary Lou Keel	86	100.00%	10	49	27
Total Votes Cast	86	100.00%	10	49	27
Overvotes	0		0	0	0
Undervotes	58		9	32	17

## Precinct 0057

### REP Judge, Ct of Crim App, PI 5

Vote For 1

	TOTAL	VOTE %		Absentee	Early Voting	Election Day
Clint Morgan	57	55.34%	<div style="width: 55.34%;"><div style="width: 55.34%;"></div></div>	7	32	18
Scott Walker	46	44.66%	<div style="width: 44.66%;"><div style="width: 44.66%;"></div></div>	5	30	11
Total Votes Cast	103	100.00%	<div style="width: 100.00%;"><div style="width: 100.00%;"></div></div>	12	62	29
Overvotes	0			0	0	0
Undervotes	41			7	19	15

### REP Judge, Ct of Crim App, PI 6

Vote For 1

	TOTAL	VOTE %		Absentee	Early Voting	Election Day
Jesse F. McClure, III	90	100.00%	<div style="width: 100.00%;"><div style="width: 100.00%;"></div></div>	11	52	27
Total Votes Cast	90	100.00%	<div style="width: 100.00%;"><div style="width: 100.00%;"></div></div>	11	52	27
Overvotes	0			0	0	0
Undervotes	54			8	29	17

### REP Member, State BoE, Dist 9

Vote For 1

	TOTAL	VOTE %		Absentee	Early Voting	Election Day
Keven M. Ellis	89	100.00%	<div style="width: 100.00%;"><div style="width: 100.00%;"></div></div>	11	50	28
Total Votes Cast	89	100.00%	<div style="width: 100.00%;"><div style="width: 100.00%;"></div></div>	11	50	28
Overvotes	0			0	0	0
Undervotes	55			8	31	16

### REP State Senator, Dist 1

Vote For 1

	TOTAL	VOTE %		Absentee	Early Voting	Election Day
Bryan Hughes	103	100.00%	<div style="width: 100.00%;"><div style="width: 100.00%;"></div></div>	13	57	33
Total Votes Cast	103	100.00%	<div style="width: 100.00%;"><div style="width: 100.00%;"></div></div>	13	57	33
Overvotes	0			0	0	0
Undervotes	41			6	24	11

### REP State Rep, Dist 6

Vote For 1

	TOTAL	VOTE %		Absentee	Early Voting	Election Day
Matt Schaefer	102	85.71%	<div style="width: 85.71%;"><div style="width: 85.71%;"></div></div>	14	59	29
Charles Turner	17	14.29%	<div style="width: 14.29%;"><div style="width: 14.29%;"></div></div>	1	11	5
Total Votes Cast	119	100.00%	<div style="width: 100.00%;"><div style="width: 100.00%;"></div></div>	15	70	34
Overvotes	0			0	0	0
Undervotes	25			4	11	10

## Precinct 0057

### REP Justice, 12th Ct of App Dist, PI 2

Vote For 1

	TOTAL	VOTE %	Absentee	Early Voting	Election Day
Brian Hoyle	88	100.00%	11	49	28
Total Votes Cast	88	100.00%	11	49	28
Overvotes	0		0	0	0
Undervotes	56		8	32	16

### REP Dist Judge, 241st Judicial Dist

Vote For 1

	TOTAL	VOTE %	Absentee	Early Voting	Election Day
Debby Gunter	90	100.00%	11	49	30
Total Votes Cast	90	100.00%	11	49	30
Overvotes	0		0	0	0
Undervotes	54		8	32	14

### REP Dist Judge, 321st Judicial Dist

Vote For 1

	TOTAL	VOTE %	Absentee	Early Voting	Election Day
Robert Wilson	86	100.00%	11	48	27
Total Votes Cast	86	100.00%	11	48	27
Overvotes	0		0	0	0
Undervotes	58		8	33	17

### REP Criminal District Attorney

Vote For 1

	TOTAL	VOTE %	Absentee	Early Voting	Election Day
Jacob Putman	93	100.00%	12	52	29
Total Votes Cast	93	100.00%	12	52	29
Overvotes	0		0	0	0
Undervotes	51		7	29	15

### REP County Judge

Vote For 1

	TOTAL	VOTE %	Absentee	Early Voting	Election Day
Neal Franklin	93	100.00%	11	51	31
Total Votes Cast	93	100.00%	11	51	31
Overvotes	0		0	0	0
Undervotes	51		8	30	13

### REP Judge, County Court at Law No. 1

Vote For 1

	TOTAL	VOTE %	Absentee	Early Voting	Election Day
Jason Ellis	89	100.00%	11	48	30
Total Votes Cast	89	100.00%	11	48	30
Overvotes	0		0	0	0
Undervotes	55		8	33	14

## Precinct 0057

### REP Judge, County Court at Law No. 2

Vote For 1

	TOTAL	VOTE %	Absentee	Early Voting	Election Day
Taylor Heaton	89	100.00%	10	50	29
Total Votes Cast	89	100.00%	10	50	29
Overvotes	0		0	0	0
Undervotes	55		9	31	15

### REP Judge, County Court at Law No. 3

Vote For 1

	TOTAL	VOTE %	Absentee	Early Voting	Election Day
Sara Maynard	30	26.79%	8	16	6
Trevor M. Rose	16	14.29%	2	10	4
Clay White	66	58.93%	6	36	24
Total Votes Cast	112	100.00%	16	62	34
Overvotes	0		0	0	0
Undervotes	32		3	19	10

### REP District Clerk

Vote For 1

	TOTAL	VOTE %	Absentee	Early Voting	Election Day
Penny Clarkston	92	100.00%	11	50	31
Total Votes Cast	92	100.00%	11	50	31
Overvotes	0		0	0	0
Undervotes	52		8	31	13

### REP County Clerk

Vote For 1

	TOTAL	VOTE %	Absentee	Early Voting	Election Day
Karen Bryant Phillips	92	100.00%	11	52	29
Total Votes Cast	92	100.00%	11	52	29
Overvotes	0		0	0	0
Undervotes	52		8	29	15

### REP County Treasurer

Vote For 1

	TOTAL	VOTE %	Absentee	Early Voting	Election Day
Kelli R. White	82	77.36%	11	40	31
Jamie Boersma	24	22.64%	4	15	5
Total Votes Cast	106	100.00%	15	55	36
Overvotes	0		0	0	0
Undervotes	38		4	26	8

## Precinct 0057

### REP County Commissioner Pct 2

Vote For 1

	TOTAL	VOTE %		Absentee	Early Voting	Election Day
Mike Adams	39	32.77%	<div style="width: 32.77%;"><div style="width: 32.77%;"></div></div>	4	22	13
Anwar Khalifa	18	15.13%	<div style="width: 15.13%;"><div style="width: 15.13%;"></div></div>	4	9	5
John Moore	62	52.10%	<div style="width: 52.10%;"><div style="width: 52.10%;"></div></div>	9	34	19
Total Votes Cast	119	100.00%	<div style="width: 100.00%;"><div style="width: 100.00%;"></div></div>	17	65	37
Overvotes	0			0	0	0
Undervotes	25			2	16	7

### REP JOP Pct 3

Vote For 1

	TOTAL	VOTE %		Absentee	Early Voting	Election Day
James L. Meredith	86	100.00%	<div style="width: 100.00%;"><div style="width: 100.00%;"></div></div>	11	48	27
Total Votes Cast	86	100.00%	<div style="width: 100.00%;"><div style="width: 100.00%;"></div></div>	11	48	27
Overvotes	0			0	0	0
Undervotes	58			8	33	17

### REP County Chair

Vote For 1

	TOTAL	VOTE %		Absentee	Early Voting	Election Day
David Stein	91	100.00%	<div style="width: 100.00%;"><div style="width: 100.00%;"></div></div>	11	50	30
Total Votes Cast	91	100.00%	<div style="width: 100.00%;"><div style="width: 100.00%;"></div></div>	11	50	30
Overvotes	0			0	0	0
Undervotes	53			8	31	14

### REP Proposition 1

Vote For 1

	TOTAL	VOTE %		Absentee	Early Voting	Election Day
YES	124	93.94%	<div style="width: 93.94%;"><div style="width: 93.94%;"></div></div>	16	70	38
NO	8	6.06%	<div style="width: 6.06%;"><div style="width: 6.06%;"></div></div>	3	4	1
Total Votes Cast	132	100.00%	<div style="width: 100.00%;"><div style="width: 100.00%;"></div></div>	19	74	39
Overvotes	0			0	0	0
Undervotes	12			0	7	5

### REP Proposition 2

Vote For 1

	TOTAL	VOTE %		Absentee	Early Voting	Election Day
YES	85	66.41%	<div style="width: 66.41%;"><div style="width: 66.41%;"></div></div>	9	51	25
NO	43	33.59%	<div style="width: 33.59%;"><div style="width: 33.59%;"></div></div>	7	24	12
Total Votes Cast	128	100.00%	<div style="width: 100.00%;"><div style="width: 100.00%;"></div></div>	16	75	37
Overvotes	0			0	0	0
Undervotes	16			3	6	7

## Precinct 0057

### REP Proposition 3

Vote For 1

	TOTAL	VOTE %		Absentee	Early Voting	Election Day
YES	117	87.31%	<div style="width: 87.31%;"><div style="width: 87.31%;"></div></div>	13	70	34
NO	17	12.69%	<div style="width: 12.69%;"><div style="width: 12.69%;"></div></div>	5	7	5
Total Votes Cast	134	100.00%	<div style="width: 100.00%;"><div style="width: 100.00%;"></div></div>	18	77	39
Overvotes	0			0	0	0
Undervotes	10			1	4	5

### REP Proposition 4

Vote For 1

	TOTAL	VOTE %		Absentee	Early Voting	Election Day
YES	125	93.98%	<div style="width: 93.98%;"><div style="width: 93.98%;"></div></div>	16	74	35
NO	8	6.02%	<div style="width: 6.02%;"><div style="width: 6.02%;"></div></div>	2	4	2
Total Votes Cast	133	100.00%	<div style="width: 100.00%;"><div style="width: 100.00%;"></div></div>	18	78	37
Overvotes	0			0	0	0
Undervotes	11			1	3	7

### REP Proposition 5

Vote For 1

	TOTAL	VOTE %		Absentee	Early Voting	Election Day
YES	110	83.97%	<div style="width: 83.97%;"><div style="width: 83.97%;"></div></div>	14	63	33
NO	21	16.03%	<div style="width: 16.03%;"><div style="width: 16.03%;"></div></div>	3	14	4
Total Votes Cast	131	100.00%	<div style="width: 100.00%;"><div style="width: 100.00%;"></div></div>	17	77	37
Overvotes	0			0	0	0
Undervotes	13			2	4	7

### REP Proposition 6

Vote For 1

	TOTAL	VOTE %		Absentee	Early Voting	Election Day
YES	98	78.40%	<div style="width: 78.40%;"><div style="width: 78.40%;"></div></div>	7	62	29
NO	27	21.60%	<div style="width: 21.60%;"><div style="width: 21.60%;"></div></div>	5	16	6
Total Votes Cast	125	100.00%	<div style="width: 100.00%;"><div style="width: 100.00%;"></div></div>	12	78	35
Overvotes	0			0	0	0
Undervotes	19			7	3	9

### REP Proposition 7

Vote For 1




	TOTAL	VOTE %		Absentee	Early Voting	Election Day
YES	128	96.24%	<div style="width: 96.24%;"><div style="width: 96.24%;"></div></div>	17	73	38
NO	5	3.76%	<div style="width: 3.76%;"><div style="width: 3.76%;"></div></div>	1	3	1
Total Votes Cast	133	100.00%	<div style="width: 100.00%;"><div style="width: 100.00%;"></div></div>	18	76	39
Overvotes	0			0	0	0
Undervotes	11			1	5	5



### Precinct 0057




#### REP Proposition 8

Vote For 1

	TOTAL	VOTE %		Absentee	Early Voting	Election Day
YES	127	95.49%		17	73	37
NO	6	4.51%		1	5	0
Total Votes Cast	133	100.00%		18	78	37
Overvotes	0			0	0	0
Undervotes	11			1	3	7




#### REP Proposition 9

Vote For 1

	TOTAL	VOTE %		Absentee	Early Voting	Election Day
YES	121	88.32%		15	70	36
NO	16	11.68%		4	8	4
Total Votes Cast	137	100.00%		19	78	40
Overvotes	0			0	0	0
Undervotes	7			0	3	4

#### REP Proposition 10

Vote For 1

	TOTAL	VOTE %		Absentee	Early Voting	Election Day
YES	124	91.85%		15	73	36
NO	11	8.15%		3	5	3
Total Votes Cast	135	100.00%		18	78	39
Overvotes	0			0	0	0
Undervotes	9			1	3	5

### Precinct 0058

#### Statistics

	TOTAL	Absentee	Early Voting	Election Day
Registered Voters - Total	4,004			
Ballots Cast - Total	1,110	33	591	486
Ballots Cast - Republican Party	981	26	522	433
Ballots Cast - Democratic Party	129	7	69	53
Ballots Cast - Blank	0	0	0	0
Voter Turnout - Total	27.72%			

#### REP US Rep, District 1

Vote For 1

	TOTAL	VOTE %	Absentee	Early Voting	Election Day
Aditya "A.D." Atholi	49	5.30%	0	21	28
John Porro	30	3.24%	0	10	20
Nathaniel Moran	772	83.46%	26	430	316
Joe McDaniel	74	8.00%	0	41	33
Total Votes Cast	925	100.00%	26	502	397
Overvotes	0		0	0	0
Undervotes	56		0	20	36

#### REP Governor

Vote For 1

	TOTAL	VOTE %	Absentee	Early Voting	Election Day
Danny Harrison	8	0.82%	0	1	7
Chad Prather	20	2.05%	0	7	13
Paul Belew	1	0.10%	0	0	1
Rick Perry	29	2.98%	0	16	13
Don Huffines	64	6.57%	0	27	37
Allen B. West	202	20.74%	2	106	94
Greg Abbott	641	65.81%	24	363	254
Kandy Kaye Horn	9	0.92%	0	2	7
Total Votes Cast	974	100.00%	26	522	426
Overvotes	0		0	0	0
Undervotes	7		0	0	7

#### REP Lieutenant Governor

Vote For 1

	TOTAL	VOTE %	Absentee	Early Voting	Election Day
Daniel Miller	94	10.50%	2	42	50
Dan Patrick	643	71.84%	23	365	255
Todd M. Bullis	10	1.12%	0	9	1
Trayce Bradford	107	11.96%	0	59	48
Aaron Sorrells	27	3.02%	0	11	16
Zach Vance	14	1.56%	0	7	7
Total Votes Cast	895	100.00%	25	493	377
Overvotes	0		0	0	0
Undervotes	86		1	29	56

## Precinct 0058

### REP Attorney General

Vote For 1

	TOTAL	VOTE %	Absentee	Early Voting	Election Day
George P. Bush	134	13.94%	3	67	64
Louie Gohmert	591	61.50%	14	316	261
Ken Paxton	165	17.17%	8	92	65
Eva Guzman	71	7.39%	0	41	30
Total Votes Cast	961	100.00%	25	516	420
Overvotes	1		1	0	0
Undervotes	19		0	6	13

### REP Comptroller of Public Accounts

Vote For 1

	TOTAL	VOTE %	Absentee	Early Voting	Election Day
Mark V. Goloby	149	20.52%	4	85	60
Glenn Hegar	577	79.48%	15	314	248
Total Votes Cast	726	100.00%	19	399	308
Overvotes	0		0	0	0
Undervotes	255		7	123	125

### REP Comm General Land Office

Vote For 1

	TOTAL	VOTE %	Absentee	Early Voting	Election Day
Dawn Buckingham	235	33.48%	4	143	88
Don W. Minton	111	15.81%	0	73	38
Ben Armenta	16	2.28%	1	6	9
Rufus Lopez	10	1.42%	0	5	5
Tim Westley	63	8.97%	0	27	36
Jon Spiers	205	29.20%	8	105	92
Victor Avila	40	5.70%	0	22	18
Weston Martinez	22	3.13%	0	12	10
Total Votes Cast	702	100.00%	13	393	296
Overvotes	0		0	0	0
Undervotes	279		13	129	137

### REP Commissioner of Agriculture

Vote For 1

	TOTAL	VOTE %	Absentee	Early Voting	Election Day
Sid Miller	376	53.49%	12	226	138
James White	262	37.27%	7	131	124
Carey A. Council	65	9.25%	0	35	30
Total Votes Cast	703	100.00%	19	392	292
Overvotes	0		0	0	0
Undervotes	278		7	130	141

## Precinct 0058

### REP Railroad Commissioner

Vote For 1

	TOTAL	VOTE %	Absentee	Early Voting	Election Day
Tom Slocum Jr	99	13.49%	2	57	40
Marvin "Sarge" Summers	32	4.36%	0	20	12
Sarah Stogner	93	12.67%	1	50	42
Dawayne Tipton	47	6.40%	1	29	17
Wayne Christian	463	63.08%	15	253	195
Total Votes Cast	734	100.00%	19	409	306
Overvotes	0		0	0	0
Undervotes	247		7	113	127

### REP Justice, Supreme Court, PI 3

Vote For 1

	TOTAL	VOTE %	Absentee	Early Voting	Election Day
Debra Lehrmann	632	100.00%	22	353	257
Total Votes Cast	632	100.00%	22	353	257
Overvotes	0		0	0	0
Undervotes	349		4	169	176

### REP Justice, Supreme Court, PI 5

Vote For 1

	TOTAL	VOTE %	Absentee	Early Voting	Election Day
Rebeca Huddle	632	100.00%	23	358	251
Total Votes Cast	632	100.00%	23	358	251
Overvotes	0		0	0	0
Undervotes	349		3	164	182

### REP Justice, Supreme Court, PI 9

Vote For 1

	TOTAL	VOTE %	Absentee	Early Voting	Election Day
David J. Schenck	426	63.30%	7	241	178
Evan Young	247	36.70%	9	134	104
Total Votes Cast	673	100.00%	16	375	282
Overvotes	0		0	0	0
Undervotes	308		10	147	151

### REP Judge, Ct of Crim App, PI 2

Vote For 1

	TOTAL	VOTE %	Absentee	Early Voting	Election Day
Mary Lou Keel	598	100.00%	20	342	236
Total Votes Cast	598	100.00%	20	342	236
Overvotes	0		0	0	0
Undervotes	383		6	180	197

## Precinct 0058

### REP Judge, Ct of Crim App, PI 5

Vote For 1

	TOTAL	VOTE %		Absentee	Early Voting	Election Day
Clint Morgan	373	54.85%	<div style="width: 54.85%;"><div style="width: 54.85%;"></div></div>	12	204	157
Scott Walker	307	45.15%	<div style="width: 45.15%;"><div style="width: 45.15%;"></div></div>	3	178	126
Total Votes Cast	680	100.00%	<div style="width: 100%;"><div style="width: 100%;"></div></div>	15	382	283
Overvotes	0			0	0	0
Undervotes	301			11	140	150

### REP Judge, Ct of Crim App, PI 6

Vote For 1

	TOTAL	VOTE %		Absentee	Early Voting	Election Day
Jesse F. McClure, III	628	100.00%	<div style="width: 100%;"><div style="width: 100%;"></div></div>	20	355	253
Total Votes Cast	628	100.00%	<div style="width: 100%;"><div style="width: 100%;"></div></div>	20	355	253
Overvotes	0			0	0	0
Undervotes	353			6	167	180

### REP Member, State BoE, Dist 9

Vote For 1

	TOTAL	VOTE %		Absentee	Early Voting	Election Day
Keven M. Ellis	637	100.00%	<div style="width: 100%;"><div style="width: 100%;"></div></div>	19	357	261
Total Votes Cast	637	100.00%	<div style="width: 100%;"><div style="width: 100%;"></div></div>	19	357	261
Overvotes	0			0	0	0
Undervotes	344			7	165	172

### REP State Senator, Dist 1

Vote For 1

	TOTAL	VOTE %		Absentee	Early Voting	Election Day
Bryan Hughes	727	100.00%	<div style="width: 100%;"><div style="width: 100%;"></div></div>	25	407	295
Total Votes Cast	727	100.00%	<div style="width: 100%;"><div style="width: 100%;"></div></div>	25	407	295
Overvotes	0			0	0	0
Undervotes	254			1	115	138

### REP State Rep, Dist 6

Vote For 1

	TOTAL	VOTE %		Absentee	Early Voting	Election Day
Matt Schaefer	771	88.52%	<div style="width: 88.52%;"><div style="width: 88.52%;"></div></div>	21	424	326
Charles Turner	100	11.48%	<div style="width: 11.48%;"><div style="width: 11.48%;"></div></div>	2	55	43
Total Votes Cast	871	100.00%	<div style="width: 100%;"><div style="width: 100%;"></div></div>	23	479	369
Overvotes	0			0	0	0
Undervotes	110			3	43	64

## Precinct 0058

### REP Justice, 12th Ct of App Dist, PI 2

Vote For 1

	TOTAL	VOTE %	Absentee	Early Voting	Election Day
Brian Hoyle	641	100.00%	24	358	259
Total Votes Cast	641	100.00%	24	358	259
Overvotes	0		0	0	0
Undervotes	340		2	164	174

### REP Dist Judge, 241st Judicial Dist

Vote For 1

	TOTAL	VOTE %	Absentee	Early Voting	Election Day
Debby Gunter	639	100.00%	21	357	261
Total Votes Cast	639	100.00%	21	357	261
Overvotes	0		0	0	0
Undervotes	342		5	165	172

### REP Dist Judge, 321st Judicial Dist

Vote For 1

	TOTAL	VOTE %	Absentee	Early Voting	Election Day
Robert Wilson	647	100.00%	22	366	259
Total Votes Cast	647	100.00%	22	366	259
Overvotes	0		0	0	0
Undervotes	334		4	156	174

### REP Criminal District Attorney

Vote For 1

	TOTAL	VOTE %	Absentee	Early Voting	Election Day
Jacob Putman	696	100.00%	22	387	287
Total Votes Cast	696	100.00%	22	387	287
Overvotes	0		0	0	0
Undervotes	285		4	135	146

### REP County Judge

Vote For 1

	TOTAL	VOTE %	Absentee	Early Voting	Election Day
Neal Franklin	677	100.00%	22	379	276
Total Votes Cast	677	100.00%	22	379	276
Overvotes	0		0	0	0
Undervotes	304		4	143	157

### REP Judge, County Court at Law No. 1

Vote For 1

	TOTAL	VOTE %	Absentee	Early Voting	Election Day
Jason Ellis	648	100.00%	22	363	263
Total Votes Cast	648	100.00%	22	363	263
Overvotes	0		0	0	0
Undervotes	333		4	159	170

## Precinct 0058

### REP Judge, County Court at Law No. 2

Vote For 1

	TOTAL	VOTE %	Absentee	Early Voting	Election Day
Taylor Heaton	637	100.00%	21	356	260
Total Votes Cast	637	100.00%	21	356	260
Overvotes	0		0	0	0
Undervotes	344		5	166	173

### REP Judge, County Court at Law No. 3

Vote For 1

	TOTAL	VOTE %	Absentee	Early Voting	Election Day
Sara Maynard	298	36.84%	5	158	135
Trevor M. Rose	44	5.44%	2	23	19
Clay White	467	57.73%	13	265	189
Total Votes Cast	809	100.00%	20	446	343
Overvotes	0		0	0	0
Undervotes	172		6	76	90

### REP District Clerk

Vote For 1

	TOTAL	VOTE %	Absentee	Early Voting	Election Day
Penny Clarkston	632	100.00%	19	353	260
Total Votes Cast	632	100.00%	19	353	260
Overvotes	0		0	0	0
Undervotes	349		7	169	173

### REP County Clerk

Vote For 1

	TOTAL	VOTE %	Absentee	Early Voting	Election Day
Karen Bryant Phillips	635	100.00%	19	357	259
Total Votes Cast	635	100.00%	19	357	259
Overvotes	0		0	0	0
Undervotes	346		7	165	174

### REP County Treasurer

Vote For 1

	TOTAL	VOTE %	Absentee	Early Voting	Election Day
Kelli R. White	481	72.11%	12	279	190
Jamie Boersma	186	27.89%	4	106	76
Total Votes Cast	667	100.00%	16	385	266
Overvotes	0		0	0	0
Undervotes	314		10	137	167

## Precinct 0058

### REP County Commissioner Precinct No. 1, Unexp

Vote For 1

	TOTAL	VOTE %		Absentee	Early Voting	Election Day
Pam Frederick	373	45.99%	<div style="width: 45.99%;"><div style="width: 45.99%;"></div></div>	8	209	156
Fritz Hager, Jr.	438	54.01%	<div style="width: 54.01%;"><div style="width: 54.01%;"></div></div>	13	234	191
Total Votes Cast	811	100.00%	<div style="width: 100.00%;"><div style="width: 100.00%;"></div></div>	21	443	347
Overvotes	0			0	0	0
Undervotes	170			5	79	86

### REP JOP Pct 2

Vote For 1

	TOTAL	VOTE %		Absentee	Early Voting	Election Day
Andy Dunklin	621	100.00%	<div style="width: 100.00%;"><div style="width: 100.00%;"></div></div>	20	353	248
Total Votes Cast	621	100.00%	<div style="width: 100.00%;"><div style="width: 100.00%;"></div></div>	20	353	248
Overvotes	0			0	0	0
Undervotes	360			6	169	185

### REP Constable Precinct No. 2

Vote For 1

	TOTAL	VOTE %		Absentee	Early Voting	Election Day
Deal Folmar	147	19.29%	<div style="width: 19.29%;"><div style="width: 19.29%;"></div></div>	3	85	59
Wayne Allen	403	52.89%	<div style="width: 52.89%;"><div style="width: 52.89%;"></div></div>	11	226	166
Chris Roberts	212	27.82%	<div style="width: 27.82%;"><div style="width: 27.82%;"></div></div>	5	116	91
Total Votes Cast	762	100.00%	<div style="width: 100.00%;"><div style="width: 100.00%;"></div></div>	19	427	316
Overvotes	0			0	0	0
Undervotes	219			7	95	117

### REP County Chair

Vote For 1

	TOTAL	VOTE %		Absentee	Early Voting	Election Day
David Stein	629	100.00%	<div style="width: 100.00%;"><div style="width: 100.00%;"></div></div>	19	359	251
Total Votes Cast	629	100.00%	<div style="width: 100.00%;"><div style="width: 100.00%;"></div></div>	19	359	251
Overvotes	0			0	0	0
Undervotes	352			7	163	182

### REP Proposition 1

Vote For 1

	TOTAL	VOTE %		Absentee	Early Voting	Election Day
YES	883	93.64%	<div style="width: 93.64%;"><div style="width: 93.64%;"></div></div>	26	480	377
NO	60	6.36%	<div style="width: 6.36%;"><div style="width: 6.36%;"></div></div>	0	27	33
Total Votes Cast	943	100.00%	<div style="width: 100.00%;"><div style="width: 100.00%;"></div></div>	26	507	410
Overvotes	0			0	0	0
Undervotes	38			0	15	23



## Precinct 0058

### REP Proposition 2

Vote For 1

	TOTAL	VOTE %		Absentee	Early Voting	Election Day
YES	632	71.57%	<div style="width: 71.57%;"><div style="width: 71.57%;"></div></div>	12	329	291
NO	251	28.43%	<div style="width: 28.43%;"><div style="width: 28.43%;"></div></div>	9	152	90
Total Votes Cast	883	100.00%	<div style="width: 100.00%;"><div style="width: 100.00%;"></div></div>	21	481	381
Overvotes	0			0	0	0
Undervotes	98			5	41	52

### REP Proposition 3

Vote For 1

	TOTAL	VOTE %		Absentee	Early Voting	Election Day
YES	869	91.86%	<div style="width: 91.86%;"><div style="width: 91.86%;"></div></div>	20	467	382
NO	77	8.14%	<div style="width: 8.14%;"><div style="width: 8.14%;"></div></div>	5	42	30
Total Votes Cast	946	100.00%	<div style="width: 100.00%;"><div style="width: 100.00%;"></div></div>	25	509	412
Overvotes	0			0	0	0
Undervotes	35			1	13	21

### REP Proposition 4

Vote For 1

	TOTAL	VOTE %		Absentee	Early Voting	Election Day
YES	870	93.45%	<div style="width: 93.45%;"><div style="width: 93.45%;"></div></div>	22	475	373
NO	61	6.55%	<div style="width: 6.55%;"><div style="width: 6.55%;"></div></div>	1	28	32
Total Votes Cast	931	100.00%	<div style="width: 100.00%;"><div style="width: 100.00%;"></div></div>	23	503	405
Overvotes	0			0	0	0
Undervotes	50			3	19	28

### REP Proposition 5

Vote For 1

	TOTAL	VOTE %		Absentee	Early Voting	Election Day
YES	820	88.65%	<div style="width: 88.65%;"><div style="width: 88.65%;"></div></div>	24	439	357
NO	105	11.35%	<div style="width: 11.35%;"><div style="width: 11.35%;"></div></div>	1	60	44
Total Votes Cast	925	100.00%	<div style="width: 100.00%;"><div style="width: 100.00%;"></div></div>	25	499	401
Overvotes	0			0	0	0
Undervotes	56			1	23	32

### REP Proposition 6

Vote For 1

	TOTAL	VOTE %		Absentee	Early Voting	Election Day
YES	732	82.06%	<div style="width: 82.06%;"><div style="width: 82.06%;"></div></div>	20	405	307
NO	160	17.94%	<div style="width: 17.94%;"><div style="width: 17.94%;"></div></div>	5	77	78
Total Votes Cast	892	100.00%	<div style="width: 100.00%;"><div style="width: 100.00%;"></div></div>	25	482	385
Overvotes	0			0	0	0
Undervotes	89			1	40	48

## Precinct 0058

### REP Proposition 7

Vote For 1

	TOTAL	VOTE %		Absentee	Early Voting	Election Day
YES	910	96.40%	<div style="width: 96.40%;"><div style="width: 96.40%;"></div></div>	24	495	391
NO	34	3.60%	<div style="width: 3.60%;"><div style="width: 3.60%;"></div></div>	1	15	18
Total Votes Cast	944	100.00%	<div style="width: 100.00%;"><div style="width: 100.00%;"></div></div>	25	510	409
Overvotes	0			0	0	0
Undervotes	37			1	12	24

### REP Proposition 8

Vote For 1

	TOTAL	VOTE %		Absentee	Early Voting	Election Day
YES	887	94.06%	<div style="width: 94.06%;"><div style="width: 94.06%;"></div></div>	23	480	384
NO	56	5.94%	<div style="width: 5.94%;"><div style="width: 5.94%;"></div></div>	2	27	27
Total Votes Cast	943	100.00%	<div style="width: 100.00%;"><div style="width: 100.00%;"></div></div>	25	507	411
Overvotes	0			0	0	0
Undervotes	38			1	15	22

### REP Proposition 9

Vote For 1

	TOTAL	VOTE %		Absentee	Early Voting	Election Day
YES	834	88.82%	<div style="width: 88.82%;"><div style="width: 88.82%;"></div></div>	23	452	359
NO	105	11.18%	<div style="width: 11.18%;"><div style="width: 11.18%;"></div></div>	2	53	50
Total Votes Cast	939	100.00%	<div style="width: 100.00%;"><div style="width: 100.00%;"></div></div>	25	505	409
Overvotes	0			0	0	0
Undervotes	42			1	17	24

### REP Proposition 10

Vote For 1

	TOTAL	VOTE %		Absentee	Early Voting	Election Day
YES	876	94.60%	<div style="width: 94.60%;"><div style="width: 94.60%;"></div></div>	24	473	379
NO	50	5.40%	<div style="width: 5.40%;"><div style="width: 5.40%;"></div></div>	1	26	23
Total Votes Cast	926	100.00%	<div style="width: 100.00%;"><div style="width: 100.00%;"></div></div>	25	499	402
Overvotes	0			0	0	0
Undervotes	55			1	23	31

## Precinct 0059

Statistics	TOTAL	Absentee	Early Voting	Election Day
Registered Voters - Total	3,552			
Ballots Cast - Total	1,057	44	586	427
Ballots Cast - Republican Party	914	24	521	369
Ballots Cast - Democratic Party	143	20	65	58
Ballots Cast - Blank	1	0	0	1
Voter Turnout - Total	29.76%			

### REP US Rep, District 1

Vote For 1

	TOTAL	VOTE %	Absentee	Early Voting	Election Day
Aditya "A.D." Atholi	37	4.24%	0	11	26
John Porro	23	2.63%	1	11	11
Nathaniel Moran	753	86.25%	14	450	289
Joe McDaniel	60	6.87%	6	31	23
Total Votes Cast	873	100.00%	21	503	349
Overvotes	0		0	0	0
Undervotes	41		3	18	20

### REP Governor

Vote For 1

	TOTAL	VOTE %	Absentee	Early Voting	Election Day
Danny Harrison	2	0.22%	0	2	0
Chad Prather	21	2.32%	0	11	10
Paul Belew	2	0.22%	0	1	1
Rick Perry	15	1.66%	0	7	8
Don Huffines	63	6.96%	0	33	30
Allen B. West	183	20.22%	2	98	83
Greg Abbott	613	67.73%	21	363	229
Kandy Kaye Horn	6	0.66%	1	4	1
Total Votes Cast	905	100.00%	24	519	362
Overvotes	0		0	0	0
Undervotes	9		0	2	7

### REP Lieutenant Governor

Vote For 1

	TOTAL	VOTE %	Absentee	Early Voting	Election Day
Daniel Miller	114	13.35%	2	68	44
Dan Patrick	627	73.42%	16	372	239
Todd M. Bullis	8	0.94%	0	5	3
Trayce Bradford	60	7.03%	0	33	27
Aaron Sorrells	23	2.69%	2	7	14
Zach Vance	22	2.58%	2	8	12
Total Votes Cast	854	100.00%	22	493	339
Overvotes	0		0	0	0
Undervotes	60		2	28	30

## Precinct 0059

### REP Attorney General

Vote For 1

	TOTAL	VOTE %	Absentee	Early Voting	Election Day
George P. Bush	115	12.69%	2	57	56
Louie Gohmert	572	63.13%	17	331	224
Ken Paxton	154	17.00%	3	98	53
Eva Guzman	65	7.17%	2	34	29
Total Votes Cast	906	100.00%	24	520	362
Overvotes	0		0	0	0
Undervotes	8		0	1	7

### REP Comptroller of Public Accounts

Vote For 1

	TOTAL	VOTE %	Absentee	Early Voting	Election Day
Mark V. Goloby	105	15.40%	3	53	49
Glenn Hegar	577	84.60%	17	343	217
Total Votes Cast	682	100.00%	20	396	266
Overvotes	0		0	0	0
Undervotes	232		4	125	103

### REP Comm General Land Office

Vote For 1

	TOTAL	VOTE %	Absentee	Early Voting	Election Day
Dawn Buckingham	259	38.83%	10	162	87
Don W. Minton	115	17.24%	4	59	52
Ben Armenta	8	1.20%	1	2	5
Rufus Lopez	13	1.95%	0	8	5
Tim Westley	39	5.85%	1	17	21
Jon Spiers	195	29.24%	3	110	82
Victor Avila	21	3.15%	0	13	8
Weston Martinez	17	2.55%	0	11	6
Total Votes Cast	667	100.00%	19	382	266
Overvotes	0		0	0	0
Undervotes	247		5	139	103

### REP Commissioner of Agriculture

Vote For 1

	TOTAL	VOTE %	Absentee	Early Voting	Election Day
Sid Miller	349	52.48%	15	189	145
James White	275	41.35%	4	163	108
Carey A. Council	41	6.17%	2	27	12
Total Votes Cast	665	100.00%	21	379	265
Overvotes	0		0	0	0
Undervotes	249		3	142	104

## Precinct 0059

### REP Railroad Commissioner

Vote For 1

	TOTAL	VOTE %	Absentee	Early Voting	Election Day
Tom Slocum Jr	99	14.22%	3	60	36
Marvin "Sarge" Summers	37	5.32%	0	19	18
Sarah Stogner	62	8.91%	4	34	24
Dawayne Tipton	38	5.46%	0	23	15
Wayne Christian	460	66.09%	11	270	179
<b>Total Votes Cast</b>	<b>696</b>	<b>100.00%</b>	<b>18</b>	<b>406</b>	<b>272</b>
Overvotes	0		0	0	0
Undervotes	218		6	115	97

### REP Justice, Supreme Court, PI 3

Vote For 1

	TOTAL	VOTE %	Absentee	Early Voting	Election Day
Debra Lehrmann	600	100.00%	17	354	229
<b>Total Votes Cast</b>	<b>600</b>	<b>100.00%</b>	<b>17</b>	<b>354</b>	<b>229</b>
Overvotes	0		0	0	0
Undervotes	314		7	167	140

### REP Justice, Supreme Court, PI 5

Vote For 1

	TOTAL	VOTE %	Absentee	Early Voting	Election Day
Rebeca Huddle	594	100.00%	18	354	222
<b>Total Votes Cast</b>	<b>594</b>	<b>100.00%</b>	<b>18</b>	<b>354</b>	<b>222</b>
Overvotes	0		0	0	0
Undervotes	320		6	167	147

### REP Justice, Supreme Court, PI 9

Vote For 1

	TOTAL	VOTE %	Absentee	Early Voting	Election Day
David J. Schenck	384	60.86%	4	223	157
Evan Young	247	39.14%	14	131	102
<b>Total Votes Cast</b>	<b>631</b>	<b>100.00%</b>	<b>18</b>	<b>354</b>	<b>259</b>
Overvotes	0		0	0	0
Undervotes	283		6	167	110

### REP Judge, Ct of Crim App, PI 2

Vote For 1

	TOTAL	VOTE %	Absentee	Early Voting	Election Day
Mary Lou Keel	557	100.00%	18	328	211
<b>Total Votes Cast</b>	<b>557</b>	<b>100.00%</b>	<b>18</b>	<b>328</b>	<b>211</b>
Overvotes	0		0	0	0
Undervotes	357		6	193	158

## Precinct 0059

### REP Judge, Ct of Crim App, PI 5

Vote For 1

	TOTAL	VOTE %		Absentee	Early Voting	Election Day
Clint Morgan	362	57.46%	<div style="width: 57.46%;"><div style="width: 57.46%;"></div></div>	8	210	144
Scott Walker	268	42.54%	<div style="width: 42.54%;"><div style="width: 42.54%;"></div></div>	11	145	112
Total Votes Cast	630	100.00%	<div style="width: 100.00%;"><div style="width: 100.00%;"></div></div>	19	355	256
Overvotes	0			0	0	0
Undervotes	284			5	166	113

### REP Judge, Ct of Crim App, PI 6

Vote For 1

	TOTAL	VOTE %		Absentee	Early Voting	Election Day
Jesse F. McClure, III	577	100.00%	<div style="width: 100.00%;"><div style="width: 100.00%;"></div></div>	18	338	221
Total Votes Cast	577	100.00%	<div style="width: 100.00%;"><div style="width: 100.00%;"></div></div>	18	338	221
Overvotes	0			0	0	0
Undervotes	337			6	183	148

### REP Member, State BoE, Dist 9

Vote For 1

	TOTAL	VOTE %		Absentee	Early Voting	Election Day
Keven M. Ellis	582	100.00%	<div style="width: 100.00%;"><div style="width: 100.00%;"></div></div>	19	342	221
Total Votes Cast	582	100.00%	<div style="width: 100.00%;"><div style="width: 100.00%;"></div></div>	19	342	221
Overvotes	0			0	0	0
Undervotes	332			5	179	148

### REP State Senator, Dist 1

Vote For 1

	TOTAL	VOTE %		Absentee	Early Voting	Election Day
Bryan Hughes	691	100.00%	<div style="width: 100.00%;"><div style="width: 100.00%;"></div></div>	20	403	268
Total Votes Cast	691	100.00%	<div style="width: 100.00%;"><div style="width: 100.00%;"></div></div>	20	403	268
Overvotes	0			0	0	0
Undervotes	223			4	118	101

### REP State Rep, Dist 6

Vote For 1

	TOTAL	VOTE %		Absentee	Early Voting	Election Day
Matt Schaefer	745	89.01%	<div style="width: 89.01%;"><div style="width: 89.01%;"></div></div>	17	427	301
Charles Turner	92	10.99%	<div style="width: 10.99%;"><div style="width: 10.99%;"></div></div>	5	54	33
Total Votes Cast	837	100.00%	<div style="width: 100.00%;"><div style="width: 100.00%;"></div></div>	22	481	334
Overvotes	0			0	0	0
Undervotes	77			2	40	35

## Precinct 0059

### REP Justice, 12th Ct of App Dist, PI 2

Vote For 1

	TOTAL	VOTE %	Absentee	Early Voting	Election Day
Brian Hoyle	581	100.00%	17	339	225
Total Votes Cast	581	100.00%	17	339	225
Overvotes	0		0	0	0
Undervotes	333		7	182	144

### REP Dist Judge, 241st Judicial Dist

Vote For 1

	TOTAL	VOTE %	Absentee	Early Voting	Election Day
Debby Gunter	616	100.00%	18	359	239
Total Votes Cast	616	100.00%	18	359	239
Overvotes	0		0	0	0
Undervotes	298		6	162	130

### REP Dist Judge, 321st Judicial Dist

Vote For 1

	TOTAL	VOTE %	Absentee	Early Voting	Election Day
Robert Wilson	620	100.00%	18	361	241
Total Votes Cast	620	100.00%	18	361	241
Overvotes	0		0	0	0
Undervotes	294		6	160	128

### REP Criminal District Attorney

Vote For 1

	TOTAL	VOTE %	Absentee	Early Voting	Election Day
Jacob Putman	650	100.00%	19	370	261
Total Votes Cast	650	100.00%	19	370	261
Overvotes	0		0	0	0
Undervotes	264		5	151	108

### REP County Judge

Vote For 1

	TOTAL	VOTE %	Absentee	Early Voting	Election Day
Neal Franklin	628	100.00%	18	364	246
Total Votes Cast	628	100.00%	18	364	246
Overvotes	0		0	0	0
Undervotes	286		6	157	123

### REP Judge, County Court at Law No. 1

Vote For 1

	TOTAL	VOTE %	Absentee	Early Voting	Election Day
Jason Ellis	603	100.00%	18	344	241
Total Votes Cast	603	100.00%	18	344	241
Overvotes	0		0	0	0
Undervotes	311		6	177	128

## Precinct 0059

### REP Judge, County Court at Law No. 2

Vote For 1

	TOTAL	VOTE %	Absentee	Early Voting	Election Day
Taylor Heaton	598	100.00%	17	342	239
Total Votes Cast	598	100.00%	17	342	239
Overvotes	0		0	0	0
Undervotes	316		7	179	130

### REP Judge, County Court at Law No. 3

Vote For 1

	TOTAL	VOTE %	Absentee	Early Voting	Election Day
Sara Maynard	270	34.97%	6	152	112
Trevor M. Rose	48	6.22%	0	30	18
Clay White	454	58.81%	11	260	183
Total Votes Cast	772	100.00%	17	442	313
Overvotes	0		0	0	0
Undervotes	142		7	79	56

### REP District Clerk

Vote For 1

	TOTAL	VOTE %	Absentee	Early Voting	Election Day
Penny Clarkston	616	100.00%	18	355	243
Total Votes Cast	616	100.00%	18	355	243
Overvotes	0		0	0	0
Undervotes	298		6	166	126

### REP County Clerk

Vote For 1

	TOTAL	VOTE %	Absentee	Early Voting	Election Day
Karen Bryant Phillips	612	100.00%	18	355	239
Total Votes Cast	612	100.00%	18	355	239
Overvotes	0		0	0	0
Undervotes	302		6	166	130

### REP County Treasurer

Vote For 1

	TOTAL	VOTE %	Absentee	Early Voting	Election Day
Kelli R. White	447	72.10%	11	269	167
Jamie Boersma	173	27.90%	7	91	75
Total Votes Cast	620	100.00%	18	360	242
Overvotes	0		0	0	0
Undervotes	294		6	161	127



## Precinct 0059

### REP County Commissioner Pct 2

Vote For 1

	TOTAL	VOTE %		Absentee	Early Voting	Election Day
Mike Adams	182	23.04%	<div style="width: 23.04%; background-color: #ffc107;"></div>	7	91	84
Anwar Khalifa	127	16.08%	<div style="width: 16.08%; background-color: #ffc107;"></div>	5	74	48
John Moore	481	60.89%	<div style="width: 60.89%; background-color: #ffc107;"></div>	9	293	179
Total Votes Cast	790	100.00%	<div style="width: 100.00%; background-color: #ffc107;"></div>	21	458	311
Overvotes	0			0	0	0
Undervotes	124			3	63	58

### REP JOP Pct 3

Vote For 1

	TOTAL	VOTE %		Absentee	Early Voting	Election Day
James L. Meredith	593	100.00%	<div style="width: 100.00%; background-color: #ffc107;"></div>	18	344	231
Total Votes Cast	593	100.00%	<div style="width: 100.00%; background-color: #ffc107;"></div>	18	344	231
Overvotes	0			0	0	0
Undervotes	321			6	177	138

### REP County Chair

Vote For 1

	TOTAL	VOTE %		Absentee	Early Voting	Election Day
David Stein	609	100.00%	<div style="width: 100.00%; background-color: #ffc107;"></div>	16	351	242
Total Votes Cast	609	100.00%	<div style="width: 100.00%; background-color: #ffc107;"></div>	16	351	242
Overvotes	0			0	0	0
Undervotes	305			8	170	127

### REP Proposition 1

Vote For 1

	TOTAL	VOTE %		Absentee	Early Voting	Election Day
YES	815	93.14%	<div style="width: 93.14%; background-color: #ffc107;"></div>	20	470	325
NO	60	6.86%	<div style="width: 6.86%; background-color: #ffc107;"></div>	3	31	26
Total Votes Cast	875	100.00%	<div style="width: 100.00%; background-color: #ffc107;"></div>	23	501	351
Overvotes	0			0	0	0
Undervotes	39			1	20	18

### REP Proposition 2

Vote For 1

	TOTAL	VOTE %		Absentee	Early Voting	Election Day
YES	636	73.95%	<div style="width: 73.95%; background-color: #ffc107;"></div>	18	365	253
NO	224	26.05%	<div style="width: 26.05%; background-color: #ffc107;"></div>	5	124	95
Total Votes Cast	860	100.00%	<div style="width: 100.00%; background-color: #ffc107;"></div>	23	489	348
Overvotes	0			0	0	0
Undervotes	54			1	32	21

## Precinct 0059

### REP Proposition 3

Vote For 1

	TOTAL	VOTE %	Absentee	Early Voting	Election Day
YES	837	93.62%	21	471	345
NO	57	6.38%	2	37	18
Total Votes Cast	894	100.00%	23	508	363
Overvotes	0		0	0	0
Undervotes	20		1	13	6

### REP Proposition 4

Vote For 1

	TOTAL	VOTE %	Absentee	Early Voting	Election Day
YES	818	91.70%	23	469	326
NO	74	8.30%	1	39	34
Total Votes Cast	892	100.00%	24	508	360
Overvotes	0		0	0	0
Undervotes	22		0	13	9

### REP Proposition 5

Vote For 1

	TOTAL	VOTE %	Absentee	Early Voting	Election Day
YES	783	88.68%	23	437	323
NO	100	11.32%	1	64	35
Total Votes Cast	883	100.00%	24	501	358
Overvotes	0		0	0	0
Undervotes	31		0	20	11

### REP Proposition 6

Vote For 1

	TOTAL	VOTE %	Absentee	Early Voting	Election Day
YES	691	80.44%	16	393	282
NO	168	19.56%	7	101	60
Total Votes Cast	859	100.00%	23	494	342
Overvotes	0		0	0	0
Undervotes	55		1	27	27

### REP Proposition 7

Vote For 1

	TOTAL	VOTE %	Absentee	Early Voting	Election Day
YES	867	96.66%	23	494	350
NO	30	3.34%	1	15	14
Total Votes Cast	897	100.00%	24	509	364
Overvotes	0		0	0	0
Undervotes	17		0	12	5

### Precinct 0059

#### REP Proposition 8

Vote For 1

	TOTAL	VOTE %	Absentee	Early Voting	Election Day
YES	841	94.60%	22	475	344
NO	48	5.40%	1	29	18
Total Votes Cast	889	100.00%	23	504	362
Overvotes	0		0	0	0
Undervotes	25		1	17	7

#### REP Proposition 9

Vote For 1

	TOTAL	VOTE %	Absentee	Early Voting	Election Day
YES	779	88.52%	19	439	321
NO	101	11.48%	4	59	38
Total Votes Cast	880	100.00%	23	498	359
Overvotes	0		0	0	0
Undervotes	34		1	23	10

#### REP Proposition 10

Vote For 1

	TOTAL	VOTE %	Absentee	Early Voting	Election Day
YES	833	94.23%	22	470	341
NO	51	5.77%	1	32	18
Total Votes Cast	884	100.00%	23	502	359
Overvotes	0		0	0	0
Undervotes	30		1	19	10

## Precinct 0060

### Statistics

	TOTAL	Absentee	Early Voting	Election Day
Registered Voters - Total	812			
Ballots Cast - Total	62	5	30	27
Ballots Cast - Republican Party	41	4	17	20
Ballots Cast - Democratic Party	21	1	13	7
Ballots Cast - Blank	0	0	0	0
Voter Turnout - Total	7.64%			

### REP US Rep, District 1

Vote For 1

	TOTAL	VOTE %	Absentee	Early Voting	Election Day
Aditya "A.D." Atholi	8	20.51%	2	3	3
John Porro	1	2.56%	0	1	0
Nathaniel Moran	24	61.54%	2	7	15
Joe McDaniel	6	15.38%	0	4	2
Total Votes Cast	39	100.00%	4	15	20
Overvotes	0		0	0	0
Undervotes	2		0	2	0

### REP Governor

Vote For 1

	TOTAL	VOTE %	Absentee	Early Voting	Election Day
Danny Harrison	1	2.50%	0	0	1
Chad Prather	1	2.50%	0	0	1
Paul Belew	0	0.00%	0	0	0
Rick Perry	2	5.00%	0	1	1
Don Huffines	1	2.50%	0	0	1
Allen B. West	4	10.00%	0	3	1
Greg Abbott	31	77.50%	4	12	15
Kandy Kaye Horn	0	0.00%	0	0	0
Total Votes Cast	40	100.00%	4	16	20
Overvotes	0		0	0	0
Undervotes	1		0	1	0

### REP Lieutenant Governor

Vote For 1

	TOTAL	VOTE %	Absentee	Early Voting	Election Day
Daniel Miller	4	10.81%	1	1	2
Dan Patrick	28	75.68%	3	11	14
Todd M. Bullis	1	2.70%	0	0	1
Trayce Bradford	2	5.41%	0	2	0
Aaron Sorrells	2	5.41%	0	0	2
Zach Vance	0	0.00%	0	0	0
Total Votes Cast	37	100.00%	4	14	19
Overvotes	0		0	0	0
Undervotes	4		0	3	1

## Precinct 0060

### REP Attorney General

Vote For 1

	TOTAL	VOTE %	Absentee	Early Voting	Election Day
George P. Bush	4	10.26%	0	0	4
Louie Gohmert	25	64.10%	4	13	8
Ken Paxton	8	20.51%	0	3	5
Eva Guzman	2	5.13%	0	0	2
Total Votes Cast	39	100.00%	4	16	19
Overvotes	0		0	0	0
Undervotes	2		0	1	1

### REP Comptroller of Public Accounts

Vote For 1

	TOTAL	VOTE %	Absentee	Early Voting	Election Day
Mark V. Goloby	15	41.67%	0	7	8
Glenn Hegar	21	58.33%	4	5	12
Total Votes Cast	36	100.00%	4	12	20
Overvotes	0		0	0	0
Undervotes	5		0	5	0

### REP Comm General Land Office

Vote For 1

	TOTAL	VOTE %	Absentee	Early Voting	Election Day
Dawn Buckingham	11	31.43%	4	3	4
Don W. Minton	10	28.57%	0	5	5
Ben Armenta	0	0.00%	0	0	0
Rufus Lopez	2	5.71%	0	0	2
Tim Westley	4	11.43%	0	3	1
Jon Spiers	3	8.57%	0	0	3
Victor Avila	3	8.57%	0	0	3
Weston Martinez	2	5.71%	0	2	0
Total Votes Cast	35	100.00%	4	13	18
Overvotes	0		0	0	0
Undervotes	6		0	4	2

### REP Commissioner of Agriculture

Vote For 1

	TOTAL	VOTE %	Absentee	Early Voting	Election Day
Sid Miller	20	58.82%	2	6	12
James White	13	38.24%	0	6	7
Carey A. Council	1	2.94%	0	0	1
Total Votes Cast	34	100.00%	2	12	20
Overvotes	0		0	0	0
Undervotes	7		2	5	0

## Precinct 0060

### REP Railroad Commissioner

Vote For 1

	TOTAL	VOTE %	Absentee	Early Voting	Election Day
Tom Slocum Jr	8	22.22%	0	4	4
Marvin "Sarge" Summers	5	13.89%	0	1	4
Sarah Stogner	3	8.33%	0	0	3
Dawayne Tipton	3	8.33%	0	2	1
Wayne Christian	17	47.22%	4	5	8
<b>Total Votes Cast</b>	<b>36</b>	<b>100.00%</b>	<b>4</b>	<b>12</b>	<b>20</b>
Overvotes	0		0	0	0
Undervotes	5		0	5	0

### REP Justice, Supreme Court, PI 3

Vote For 1

	TOTAL	VOTE %	Absentee	Early Voting	Election Day
Debra Lehrmann	30	100.00%	2	12	16
<b>Total Votes Cast</b>	<b>30</b>	<b>100.00%</b>	<b>2</b>	<b>12</b>	<b>16</b>
Overvotes	0		0	0	0
Undervotes	11		2	5	4

### REP Justice, Supreme Court, PI 5

Vote For 1

	TOTAL	VOTE %	Absentee	Early Voting	Election Day
Rebeca Huddle	31	100.00%	2	12	17
<b>Total Votes Cast</b>	<b>31</b>	<b>100.00%</b>	<b>2</b>	<b>12</b>	<b>17</b>
Overvotes	0		0	0	0
Undervotes	10		2	5	3

### REP Justice, Supreme Court, PI 9

Vote For 1

	TOTAL	VOTE %	Absentee	Early Voting	Election Day
David J. Schenck	19	59.38%	1	7	11
Evan Young	13	40.62%	1	5	7
<b>Total Votes Cast</b>	<b>32</b>	<b>100.00%</b>	<b>2</b>	<b>12</b>	<b>18</b>
Overvotes	0		0	0	0
Undervotes	9		2	5	2

### REP Judge, Ct of Crim App, PI 2

Vote For 1

	TOTAL	VOTE %	Absentee	Early Voting	Election Day
Mary Lou Keel	30	100.00%	2	12	16
<b>Total Votes Cast</b>	<b>30</b>	<b>100.00%</b>	<b>2</b>	<b>12</b>	<b>16</b>
Overvotes	0		0	0	0
Undervotes	11		2	5	4

### Precinct 0060

#### REP Judge, Ct of Crim App, PI 5

Vote For 1

	TOTAL	VOTE %		Absentee	Early Voting	Election Day
Clint Morgan	17	48.57%	<div style="width: 48.57%;"><div style="width: 48.57%;"></div></div>	1	7	9
Scott Walker	18	51.43%	<div style="width: 51.43%;"><div style="width: 51.43%;"></div></div>	1	6	11
Total Votes Cast	35	100.00%	<div style="width: 100.00%;"><div style="width: 100.00%;"></div></div>	2	13	20
Overvotes	0			0	0	0
Undervotes	6			2	4	0

#### REP Judge, Ct of Crim App, PI 6

Vote For 1

	TOTAL	VOTE %		Absentee	Early Voting	Election Day
Jesse F. McClure, III	31	100.00%	<div style="width: 100.00%;"><div style="width: 100.00%;"></div></div>	2	12	17
Total Votes Cast	31	100.00%	<div style="width: 100.00%;"><div style="width: 100.00%;"></div></div>	2	12	17
Overvotes	0			0	0	0
Undervotes	10			2	5	3

#### REP Member, State BoE, Dist 9

Vote For 1

	TOTAL	VOTE %		Absentee	Early Voting	Election Day
Keven M. Ellis	31	100.00%	<div style="width: 100.00%;"><div style="width: 100.00%;"></div></div>	2	12	17
Total Votes Cast	31	100.00%	<div style="width: 100.00%;"><div style="width: 100.00%;"></div></div>	2	12	17
Overvotes	0			0	0	0
Undervotes	10			2	5	3

#### REP State Senator, Dist 1

Vote For 1

	TOTAL	VOTE %		Absentee	Early Voting	Election Day
Bryan Hughes	33	100.00%	<div style="width: 100.00%;"><div style="width: 100.00%;"></div></div>	2	12	19
Total Votes Cast	33	100.00%	<div style="width: 100.00%;"><div style="width: 100.00%;"></div></div>	2	12	19
Overvotes	0			0	0	0
Undervotes	8			2	5	1

#### REP State Rep, Dist 6

Vote For 1

	TOTAL	VOTE %		Absentee	Early Voting	Election Day
Matt Schaefer	35	97.22%	<div style="width: 97.22%;"><div style="width: 97.22%;"></div></div>	2	14	19
Charles Turner	1	2.78%	<div style="width: 2.78%;"><div style="width: 2.78%;"></div></div>	0	0	1
Total Votes Cast	36	100.00%	<div style="width: 100.00%;"><div style="width: 100.00%;"></div></div>	2	14	20
Overvotes	0			0	0	0
Undervotes	5			2	3	0

## Precinct 0060

### REP Justice, 12th Ct of App Dist, PI 2

Vote For 1

	TOTAL	VOTE %	Absentee	Early Voting	Election Day
Brian Hoyle	30	100.00%	1	13	16
Total Votes Cast	30	100.00%	1	13	16
Overvotes	0		0	0	0
Undervotes	11		3	4	4

### REP Dist Judge, 241st Judicial Dist

Vote For 1

	TOTAL	VOTE %	Absentee	Early Voting	Election Day
Debby Gunter	29	100.00%	1	12	16
Total Votes Cast	29	100.00%	1	12	16
Overvotes	0		0	0	0
Undervotes	12		3	5	4

### REP Dist Judge, 321st Judicial Dist

Vote For 1

	TOTAL	VOTE %	Absentee	Early Voting	Election Day
Robert Wilson	30	100.00%	2	11	17
Total Votes Cast	30	100.00%	2	11	17
Overvotes	0		0	0	0
Undervotes	11		2	6	3

### REP Criminal District Attorney

Vote For 1

	TOTAL	VOTE %	Absentee	Early Voting	Election Day
Jacob Putman	32	100.00%	2	13	17
Total Votes Cast	32	100.00%	2	13	17
Overvotes	0		0	0	0
Undervotes	9		2	4	3

### REP County Judge

Vote For 1

	TOTAL	VOTE %	Absentee	Early Voting	Election Day
Neal Franklin	30	100.00%	2	11	17
Total Votes Cast	30	100.00%	2	11	17
Overvotes	0		0	0	0
Undervotes	11		2	6	3

### REP Judge, County Court at Law No. 1

Vote For 1

	TOTAL	VOTE %	Absentee	Early Voting	Election Day
Jason Ellis	32	100.00%	2	13	17
Total Votes Cast	32	100.00%	2	13	17
Overvotes	0		0	0	0
Undervotes	9		2	4	3



## Precinct 0060

### REP Judge, County Court at Law No. 2

Vote For 1

	TOTAL	VOTE %		Absentee	Early Voting	Election Day
Taylor Heaton	29	100.00%	<div style="width: 100%; height: 10px; background-color: #ffc107;"></div>	1	12	16
Total Votes Cast	29	100.00%	<div style="width: 100%; height: 10px; background-color: #ffc107;"></div>	1	12	16
Overvotes	0			0	0	0
Undervotes	12			3	5	4

### REP Judge, County Court at Law No. 3

Vote For 1

	TOTAL	VOTE %		Absentee	Early Voting	Election Day
Sara Maynard	9	28.12%	<div style="width: 28.12%; height: 10px; background-color: #ffc107;"></div>	1	3	5
Trevor M. Rose	4	12.50%	<div style="width: 12.50%; height: 10px; background-color: #ffc107;"></div>	0	3	1
Clay White	19	59.38%	<div style="width: 59.38%; height: 10px; background-color: #ffc107;"></div>	0	7	12
Total Votes Cast	32	100.00%	<div style="width: 100%; height: 10px; background-color: #ffc107;"></div>	1	13	18
Overvotes	0			0	0	0
Undervotes	9			3	4	2

### REP District Clerk

Vote For 1

	TOTAL	VOTE %		Absentee	Early Voting	Election Day
Penny Clarkston	28	100.00%	<div style="width: 100%; height: 10px; background-color: #ffc107;"></div>	1	11	16
Total Votes Cast	28	100.00%	<div style="width: 100%; height: 10px; background-color: #ffc107;"></div>	1	11	16
Overvotes	0			0	0	0
Undervotes	13			3	6	4

### REP County Clerk

Vote For 1

	TOTAL	VOTE %		Absentee	Early Voting	Election Day
Karen Bryant Phillips	30	100.00%	<div style="width: 100%; height: 10px; background-color: #ffc107;"></div>	1	13	16
Total Votes Cast	30	100.00%	<div style="width: 100%; height: 10px; background-color: #ffc107;"></div>	1	13	16
Overvotes	0			0	0	0
Undervotes	11			3	4	4

### REP County Treasurer

Vote For 1

	TOTAL	VOTE %		Absentee	Early Voting	Election Day
Kelli R. White	24	80.00%	<div style="width: 80%; height: 10px; background-color: #ffc107;"></div>	1	12	11
Jamie Boersma	6	20.00%	<div style="width: 20%; height: 10px; background-color: #ffc107;"></div>	0	0	6
Total Votes Cast	30	100.00%	<div style="width: 100%; height: 10px; background-color: #ffc107;"></div>	1	12	17
Overvotes	0			0	0	0
Undervotes	11			3	5	3

## Precinct 0060

### REP JOP Pct 4

Vote For 1

	TOTAL	VOTE %	Absentee	Early Voting	Election Day
Ronnie Hester	12	35.29%	0	3	9
Laney Pilcher-Barnes	3	8.82%	0	1	2
Curtis Wulf	19	55.88%	1	9	9
Total Votes Cast	34	100.00%	1	13	20
Overvotes	0		0	0	0
Undervotes	7		3	4	0

### REP County Chair

Vote For 1

	TOTAL	VOTE %	Absentee	Early Voting	Election Day
David Stein	30	100.00%	1	13	16
Total Votes Cast	30	100.00%	1	13	16
Overvotes	0		0	0	0
Undervotes	11		3	4	4

### REP Proposition 1

Vote For 1

	TOTAL	VOTE %	Absentee	Early Voting	Election Day
YES	37	94.87%	4	15	18
NO	2	5.13%	0	0	2
Total Votes Cast	39	100.00%	4	15	20
Overvotes	0		0	0	0
Undervotes	2		0	2	0

### REP Proposition 2

Vote For 1

	TOTAL	VOTE %	Absentee	Early Voting	Election Day
YES	32	82.05%	1	14	17
NO	7	17.95%	3	1	3
Total Votes Cast	39	100.00%	4	15	20
Overvotes	0		0	0	0
Undervotes	2		0	2	0

### REP Proposition 3

Vote For 1

	TOTAL	VOTE %	Absentee	Early Voting	Election Day
YES	36	92.31%	4	14	18
NO	3	7.69%	0	1	2
Total Votes Cast	39	100.00%	4	15	20
Overvotes	0		0	0	0
Undervotes	2		0	2	0

## Precinct 0060

### REP Proposition 4

Vote For 1

	TOTAL	VOTE %	Absentee	Early Voting	Election Day
YES	38	97.44%	4	15	19
NO	1	2.56%	0	0	1
Total Votes Cast	39	100.00%	4	15	20
Overvotes	0		0	0	0
Undervotes	2		0	2	0

### REP Proposition 5

Vote For 1

	TOTAL	VOTE %	Absentee	Early Voting	Election Day
YES	35	92.11%	4	13	18
NO	3	7.89%	0	1	2
Total Votes Cast	38	100.00%	4	14	20
Overvotes	0		0	0	0
Undervotes	3		0	3	0

### REP Proposition 6

Vote For 1

	TOTAL	VOTE %	Absentee	Early Voting	Election Day
YES	35	89.74%	4	14	17
NO	4	10.26%	0	1	3
Total Votes Cast	39	100.00%	4	15	20
Overvotes	0		0	0	0
Undervotes	2		0	2	0

### REP Proposition 7

Vote For 1

	TOTAL	VOTE %	Absentee	Early Voting	Election Day
YES	38	97.44%	4	15	19
NO	1	2.56%	0	0	1
Total Votes Cast	39	100.00%	4	15	20
Overvotes	0		0	0	0
Undervotes	2		0	2	0

### REP Proposition 8

Vote For 1

	TOTAL	VOTE %	Absentee	Early Voting	Election Day
YES	36	94.74%	4	14	18
NO	2	5.26%	0	1	1
Total Votes Cast	38	100.00%	4	15	19
Overvotes	0		0	0	0
Undervotes	3		0	2	1

## Precinct 0060

### REP Proposition 9

Vote For 1

	TOTAL	VOTE %		Absentee	Early Voting	Election Day
YES	38	97.44%	<div style="width: 97.44%; height: 10px; background-color: #f0e68c;"></div>	4	15	19
NO	1	2.56%	<div style="width: 2.56%; height: 10px; background-color: #d3d3d3;"></div>	0	0	1
Total Votes Cast	39	100.00%	<div style="width: 100.00%; height: 10px; background-color: #f0e68c;"></div>	4	15	20
Overvotes	0			0	0	0
Undervotes	2			0	2	0

### REP Proposition 10

Vote For 1

	TOTAL	VOTE %		Absentee	Early Voting	Election Day
YES	38	97.44%	<div style="width: 97.44%; height: 10px; background-color: #f0e68c;"></div>	4	15	19
NO	1	2.56%	<div style="width: 2.56%; height: 10px; background-color: #d3d3d3;"></div>	0	0	1
Total Votes Cast	39	100.00%	<div style="width: 100.00%; height: 10px; background-color: #f0e68c;"></div>	4	15	20
Overvotes	0			0	0	0
Undervotes	2			0	2	0

## Precinct 0061

### Statistics

	TOTAL	Absentee	Early Voting	Election Day
Registered Voters - Total	2,470			
Ballots Cast - Total	408	22	208	178
Ballots Cast - Republican Party	263	7	128	128
Ballots Cast - Democratic Party	145	15	80	50
Ballots Cast - Blank	0	0	0	0
Voter Turnout - Total	16.52%			

### REP US Rep, District 1

Vote For 1

	TOTAL	VOTE %	Absentee	Early Voting	Election Day
Aditya "A.D." Atholi	17	7.00%	0	8	9
John Porro	6	2.47%	0	3	3
Nathaniel Moran	180	74.07%	7	96	77
Joe McDaniel	40	16.46%	0	11	29
Total Votes Cast	243	100.00%	7	118	118
Overvotes	0		0	0	0
Undervotes	20		0	10	10

### REP Governor

Vote For 1

	TOTAL	VOTE %	Absentee	Early Voting	Election Day
Danny Harrison	3	1.15%	0	1	2
Chad Prather	7	2.69%	0	3	4
Paul Belew	1	0.38%	0	0	1
Rick Perry	9	3.46%	0	4	5
Don Huffines	21	8.08%	1	11	9
Allen B. West	54	20.77%	1	26	27
Greg Abbott	163	62.69%	5	79	79
Kandy Kaye Horn	2	0.77%	0	2	0
Total Votes Cast	260	100.00%	7	126	127
Overvotes	0		0	0	0
Undervotes	3		0	2	1

### REP Lieutenant Governor

Vote For 1

	TOTAL	VOTE %	Absentee	Early Voting	Election Day
Daniel Miller	26	10.97%	1	13	12
Dan Patrick	169	71.31%	6	85	78
Todd M. Bullis	3	1.27%	0	2	1
Trayce Bradford	22	9.28%	0	11	11
Aaron Sorrells	11	4.64%	0	7	4
Zach Vance	6	2.53%	0	3	3
Total Votes Cast	237	100.00%	7	121	109
Overvotes	0		0	0	0
Undervotes	26		0	7	19

## Precinct 0061

### REP Attorney General

Vote For 1

	TOTAL	VOTE %	Absentee	Early Voting	Election Day
George P. Bush	33	12.74%	1	13	19
Louie Gohmert	139	53.67%	3	61	75
Ken Paxton	59	22.78%	3	37	19
Eva Guzman	28	10.81%	0	17	11
Total Votes Cast	259	100.00%	7	128	124
Overvotes	0		0	0	0
Undervotes	4		0	0	4

### REP Comptroller of Public Accounts

Vote For 1

	TOTAL	VOTE %	Absentee	Early Voting	Election Day
Mark V. Goloby	42	22.46%	0	18	24
Glenn Hegar	145	77.54%	5	76	64
Total Votes Cast	187	100.00%	5	94	88
Overvotes	0		0	0	0
Undervotes	76		2	34	40

### REP Comm General Land Office

Vote For 1

	TOTAL	VOTE %	Absentee	Early Voting	Election Day
Dawn Buckingham	72	36.73%	1	37	34
Don W. Minton	46	23.47%	1	23	22
Ben Armenta	1	0.51%	0	1	0
Rufus Lopez	1	0.51%	0	0	1
Tim Westley	17	8.67%	1	5	11
Jon Spiers	45	22.96%	0	23	22
Victor Avila	9	4.59%	0	6	3
Weston Martinez	5	2.55%	0	4	1
Total Votes Cast	196	100.00%	3	99	94
Overvotes	0		0	0	0
Undervotes	67		4	29	34

### REP Commissioner of Agriculture

Vote For 1

	TOTAL	VOTE %	Absentee	Early Voting	Election Day
Sid Miller	104	51.49%	3	56	45
James White	76	37.62%	2	31	43
Carey A. Council	22	10.89%	0	13	9
Total Votes Cast	202	100.00%	5	100	97
Overvotes	0		0	0	0
Undervotes	61		2	28	31

## Precinct 0061

### REP Railroad Commissioner

Vote For 1

	TOTAL	VOTE %	Absentee	Early Voting	Election Day
Tom Slocum Jr	24	11.94%	0	14	10
Marvin "Sarge" Summers	12	5.97%	0	3	9
Sarah Stogner	28	13.93%	0	14	14
Dawayne Tipton	20	9.95%	0	12	8
Wayne Christian	117	58.21%	4	53	60
Total Votes Cast	201	100.00%	4	96	101
Overvotes	0		0	0	0
Undervotes	62		3	32	27

### REP Justice, Supreme Court, PI 3

Vote For 1

	TOTAL	VOTE %	Absentee	Early Voting	Election Day
Debra Lehrmann	173	100.00%	4	84	85
Total Votes Cast	173	100.00%	4	84	85
Overvotes	0		0	0	0
Undervotes	90		3	44	43

### REP Justice, Supreme Court, PI 5

Vote For 1

	TOTAL	VOTE %	Absentee	Early Voting	Election Day
Rebeca Huddle	176	100.00%	4	86	86
Total Votes Cast	176	100.00%	4	86	86
Overvotes	0		0	0	0
Undervotes	87		3	42	42

### REP Justice, Supreme Court, PI 9

Vote For 1

	TOTAL	VOTE %	Absentee	Early Voting	Election Day
David J. Schenck	110	58.20%	1	53	56
Evan Young	79	41.80%	0	41	38
Total Votes Cast	189	100.00%	1	94	94
Overvotes	0		0	0	0
Undervotes	74		6	34	34

### REP Judge, Ct of Crim App, PI 2

Vote For 1

	TOTAL	VOTE %	Absentee	Early Voting	Election Day
Mary Lou Keel	168	100.00%	3	82	83
Total Votes Cast	168	100.00%	3	82	83
Overvotes	0		0	0	0
Undervotes	95		4	46	45

## Precinct 0061

### REP Judge, Ct of Crim App, PI 5

Vote For 1

	TOTAL	VOTE %		Absentee	Early Voting	Election Day
Clint Morgan	104	55.03%	<div style="width: 55.03%;"><div style="width: 55.03%;"></div></div>	0	49	55
Scott Walker	85	44.97%	<div style="width: 44.97%;"><div style="width: 44.97%;"></div></div>	2	44	39
Total Votes Cast	189	100.00%	<div style="width: 100.00%;"><div style="width: 100.00%;"></div></div>	2	93	94
Overvotes	0			0	0	0
Undervotes	74			5	35	34

### REP Judge, Ct of Crim App, PI 6

Vote For 1

	TOTAL	VOTE %		Absentee	Early Voting	Election Day
Jesse F. McClure, III	173	100.00%	<div style="width: 100.00%;"><div style="width: 100.00%;"></div></div>	4	83	86
Total Votes Cast	173	100.00%	<div style="width: 100.00%;"><div style="width: 100.00%;"></div></div>	4	83	86
Overvotes	0			0	0	0
Undervotes	90			3	45	42

### REP Member, State BoE, Dist 9

Vote For 1

	TOTAL	VOTE %		Absentee	Early Voting	Election Day
Keven M. Ellis	179	100.00%	<div style="width: 100.00%;"><div style="width: 100.00%;"></div></div>	4	89	86
Total Votes Cast	179	100.00%	<div style="width: 100.00%;"><div style="width: 100.00%;"></div></div>	4	89	86
Overvotes	0			0	0	0
Undervotes	84			3	39	42

### REP State Senator, Dist 1

Vote For 1

	TOTAL	VOTE %		Absentee	Early Voting	Election Day
Bryan Hughes	192	100.00%	<div style="width: 100.00%;"><div style="width: 100.00%;"></div></div>	5	95	92
Total Votes Cast	192	100.00%	<div style="width: 100.00%;"><div style="width: 100.00%;"></div></div>	5	95	92
Overvotes	0			0	0	0
Undervotes	71			2	33	36

### REP State Rep, Dist 6

Vote For 1

	TOTAL	VOTE %		Absentee	Early Voting	Election Day
Matt Schaefer	206	86.92%	<div style="width: 86.92%;"><div style="width: 86.92%;"></div></div>	2	104	100
Charles Turner	31	13.08%	<div style="width: 13.08%;"><div style="width: 13.08%;"></div></div>	1	14	16
Total Votes Cast	237	100.00%	<div style="width: 100.00%;"><div style="width: 100.00%;"></div></div>	3	118	116
Overvotes	0			0	0	0
Undervotes	26			4	10	12



## Precinct 0061

### REP Justice, 12th Ct of App Dist, PI 2

Vote For 1

	TOTAL	VOTE %	Absentee	Early Voting	Election Day
Brian Hoyle	176	100.00%	4	88	84
Total Votes Cast	176	100.00%	4	88	84
Overvotes	0		0	0	0
Undervotes	87		3	40	44

### REP Dist Judge, 241st Judicial Dist

Vote For 1

	TOTAL	VOTE %	Absentee	Early Voting	Election Day
Debby Gunter	179	100.00%	3	88	88
Total Votes Cast	179	100.00%	3	88	88
Overvotes	0		0	0	0
Undervotes	84		4	40	40

### REP Dist Judge, 321st Judicial Dist

Vote For 1

	TOTAL	VOTE %	Absentee	Early Voting	Election Day
Robert Wilson	177	100.00%	3	84	90
Total Votes Cast	177	100.00%	3	84	90
Overvotes	0		0	0	0
Undervotes	86		4	44	38

### REP Criminal District Attorney

Vote For 1

	TOTAL	VOTE %	Absentee	Early Voting	Election Day
Jacob Putman	191	100.00%	4	96	91
Total Votes Cast	191	100.00%	4	96	91
Overvotes	0		0	0	0
Undervotes	72		3	32	37

### REP County Judge

Vote For 1

	TOTAL	VOTE %	Absentee	Early Voting	Election Day
Neal Franklin	185	100.00%	4	90	91
Total Votes Cast	185	100.00%	4	90	91
Overvotes	0		0	0	0
Undervotes	78		3	38	37

### REP Judge, County Court at Law No. 1

Vote For 1

	TOTAL	VOTE %	Absentee	Early Voting	Election Day
Jason Ellis	179	100.00%	5	87	87
Total Votes Cast	179	100.00%	5	87	87
Overvotes	0		0	0	0
Undervotes	84		2	41	41

## Precinct 0061

### REP Judge, County Court at Law No. 2

Vote For 1

	TOTAL	VOTE %		Absentee	Early Voting	Election Day
Taylor Heaton	176	100.00%	<div style="width: 100%; height: 10px; background-color: #ffc107;"></div>	3	85	88
Total Votes Cast	176	100.00%	<div style="width: 100%; height: 10px; background-color: #ffc107;"></div>	3	85	88
Overvotes	0			0	0	0
Undervotes	87			4	43	40

### REP Judge, County Court at Law No. 3

Vote For 1

	TOTAL	VOTE %		Absentee	Early Voting	Election Day
Sara Maynard	82	38.14%	<div style="width: 38.14%; height: 10px; background-color: #ffc107;"></div>	2	38	42
Trevor M. Rose	15	6.98%	<div style="width: 6.98%; height: 10px; background-color: #ffc107;"></div>	0	6	9
Clay White	118	54.88%	<div style="width: 54.88%; height: 10px; background-color: #ffc107;"></div>	2	62	54
Total Votes Cast	215	100.00%	<div style="width: 100%; height: 10px; background-color: #ffc107;"></div>	4	106	105
Overvotes	0			0	0	0
Undervotes	48			3	22	23

### REP District Clerk

Vote For 1

	TOTAL	VOTE %		Absentee	Early Voting	Election Day
Penny Clarkston	175	100.00%	<div style="width: 100%; height: 10px; background-color: #ffc107;"></div>	3	87	85
Total Votes Cast	175	100.00%	<div style="width: 100%; height: 10px; background-color: #ffc107;"></div>	3	87	85
Overvotes	0			0	0	0
Undervotes	88			4	41	43

### REP County Clerk

Vote For 1

	TOTAL	VOTE %		Absentee	Early Voting	Election Day
Karen Bryant Phillips	174	100.00%	<div style="width: 100%; height: 10px; background-color: #ffc107;"></div>	4	84	86
Total Votes Cast	174	100.00%	<div style="width: 100%; height: 10px; background-color: #ffc107;"></div>	4	84	86
Overvotes	0			0	0	0
Undervotes	89			3	44	42

### REP County Treasurer

Vote For 1

	TOTAL	VOTE %		Absentee	Early Voting	Election Day
Kelli R. White	134	71.66%	<div style="width: 71.66%; height: 10px; background-color: #ffc107;"></div>	3	59	72
Jamie Boersma	53	28.34%	<div style="width: 28.34%; height: 10px; background-color: #ffc107;"></div>	1	31	21
Total Votes Cast	187	100.00%	<div style="width: 100%; height: 10px; background-color: #ffc107;"></div>	4	90	93
Overvotes	0			0	0	0
Undervotes	76			3	38	35

## Precinct 0061

### REP County Chair

Vote For 1

	TOTAL	VOTE %	Absentee	Early Voting	Election Day
David Stein	179	100.00%	4	85	90
Total Votes Cast	179	100.00%	4	85	90
Overvotes	0		0	0	0
Undervotes	84		3	43	38

### REP Proposition 1

Vote For 1

	TOTAL	VOTE %	Absentee	Early Voting	Election Day
YES	228	89.76%	7	107	114
NO	26	10.24%	0	17	9
Total Votes Cast	254	100.00%	7	124	123
Overvotes	0		0	0	0
Undervotes	9		0	4	5

### REP Proposition 2

Vote For 1

	TOTAL	VOTE %	Absentee	Early Voting	Election Day
YES	180	73.17%	4	84	92
NO	66	26.83%	2	36	28
Total Votes Cast	246	100.00%	6	120	120
Overvotes	0		0	0	0
Undervotes	17		1	8	8

### REP Proposition 3

Vote For 1

	TOTAL	VOTE %	Absentee	Early Voting	Election Day
YES	219	84.88%	3	105	111
NO	39	15.12%	3	21	15
Total Votes Cast	258	100.00%	6	126	126
Overvotes	0		0	0	0
Undervotes	5		1	2	2

### REP Proposition 4

Vote For 1

	TOTAL	VOTE %	Absentee	Early Voting	Election Day
YES	231	89.53%	7	111	113
NO	27	10.47%	0	16	11
Total Votes Cast	258	100.00%	7	127	124
Overvotes	0		0	0	0
Undervotes	5		0	1	4

## Precinct 0061

### REP Proposition 5

Vote For 1

	TOTAL	VOTE %		Absentee	Early Voting	Election Day
YES	215	84.98%	<div style="width: 84.98%;"><div style="width: 84.98%;"></div></div>	6	98	111
NO	38	15.02%	<div style="width: 15.02%;"><div style="width: 15.02%;"></div></div>	1	23	14
Total Votes Cast	253	100.00%	<div style="width: 100.00%;"><div style="width: 100.00%;"></div></div>	7	121	125
Overvotes	0			0	0	0
Undervotes	10			0	7	3

### REP Proposition 6

Vote For 1

	TOTAL	VOTE %		Absentee	Early Voting	Election Day
YES	194	76.08%	<div style="width: 76.08%;"><div style="width: 76.08%;"></div></div>	2	92	100
NO	61	23.92%	<div style="width: 23.92%;"><div style="width: 23.92%;"></div></div>	5	31	25
Total Votes Cast	255	100.00%	<div style="width: 100.00%;"><div style="width: 100.00%;"></div></div>	7	123	125
Overvotes	0			0	0	0
Undervotes	8			0	5	3

### REP Proposition 7

Vote For 1

	TOTAL	VOTE %		Absentee	Early Voting	Election Day
YES	242	94.16%	<div style="width: 94.16%;"><div style="width: 94.16%;"></div></div>	7	114	121
NO	15	5.84%	<div style="width: 5.84%;"><div style="width: 5.84%;"></div></div>	0	10	5
Total Votes Cast	257	100.00%	<div style="width: 100.00%;"><div style="width: 100.00%;"></div></div>	7	124	126
Overvotes	0			0	0	0
Undervotes	6			0	4	2

### REP Proposition 8

Vote For 1

	TOTAL	VOTE %		Absentee	Early Voting	Election Day
YES	231	89.88%	<div style="width: 89.88%;"><div style="width: 89.88%;"></div></div>	7	111	113
NO	26	10.12%	<div style="width: 10.12%;"><div style="width: 10.12%;"></div></div>	0	14	12
Total Votes Cast	257	100.00%	<div style="width: 100.00%;"><div style="width: 100.00%;"></div></div>	7	125	125
Overvotes	0			0	0	0
Undervotes	6			0	3	3

### REP Proposition 9




Vote For 1

	TOTAL	VOTE %		Absentee	Early Voting	Election Day
YES	222	85.71%	<div style="width: 85.71%;"><div style="width: 85.71%;"></div></div>	6	104	112
NO	37	14.29%	<div style="width: 14.29%;"><div style="width: 14.29%;"></div></div>	1	21	15
Total Votes Cast	259	100.00%	<div style="width: 100.00%;"><div style="width: 100.00%;"></div></div>	7	125	127
Overvotes	0			0	0	0
Undervotes	4			0	3	1

## Precinct 0061

### REP Proposition 10

Vote For 1

	TOTAL	VOTE %		Absentee	Early Voting	Election Day
YES	234	91.76%		6	115	113
NO	21	8.24%		1	9	11
Total Votes Cast	255	100.00%		7	124	124
Overvotes	0			0	0	0
Undervotes	8			0	4	4

## Precinct 0066

### Statistics

	TOTAL	Absentee	Early Voting	Election Day
Registered Voters - Total	792			
Ballots Cast - Total	144	5	91	48
Ballots Cast - Republican Party	91	0	54	37
Ballots Cast - Democratic Party	53	5	37	11
Ballots Cast - Blank	0	0	0	0
Voter Turnout - Total	18.18%			

### REP US Rep, District 1

Vote For 1

	TOTAL	VOTE %	Absentee	Early Voting	Election Day
Aditya "A.D." Atholi	7	8.14%	0	6	1
John Porro	4	4.65%	0	0	4
Nathaniel Moran	56	65.12%	0	35	21
Joe McDaniel	19	22.09%	0	12	7
Total Votes Cast	86	100.00%	0	53	33
Overvotes	0		0	0	0
Undervotes	5		0	1	4

### REP Governor

Vote For 1

	TOTAL	VOTE %	Absentee	Early Voting	Election Day
Danny Harrison	0	0.00%	0	0	0
Chad Prather	7	7.69%	0	3	4
Paul Belew	0	0.00%	0	0	0
Rick Perry	4	4.40%	0	3	1
Don Huffines	10	10.99%	0	5	5
Allen B. West	9	9.89%	0	4	5
Greg Abbott	61	67.03%	0	39	22
Kandy Kaye Horn	0	0.00%	0	0	0
Total Votes Cast	91	100.00%	0	54	37
Overvotes	0		0	0	0
Undervotes	0		0	0	0

### REP Lieutenant Governor

Vote For 1

	TOTAL	VOTE %	Absentee	Early Voting	Election Day
Daniel Miller	17	20.24%	0	11	6
Dan Patrick	54	64.29%	0	31	23
Todd M. Bullis	4	4.76%	0	3	1
Trayce Bradford	6	7.14%	0	3	3
Aaron Sorrells	2	2.38%	0	2	0
Zach Vance	1	1.19%	0	1	0
Total Votes Cast	84	100.00%	0	51	33
Overvotes	0		0	0	0
Undervotes	7		0	3	4

## Precinct 0066

### REP Attorney General

Vote For 1

	TOTAL	VOTE %		Absentee	Early Voting	Election Day
George P. Bush	3	3.37%	<div style="width: 3.37%;"></div>	0	2	1
Louie Gohmert	60	67.42%	<div style="width: 67.42%;"></div>	0	39	21
Ken Paxton	23	25.84%	<div style="width: 25.84%;"></div>	0	12	11
Eva Guzman	3	3.37%	<div style="width: 3.37%;"></div>	0	0	3
<b>Total Votes Cast</b>	<b>89</b>	<b>100.00%</b>	<div style="width: 100%;"></div>	<b>0</b>	<b>53</b>	<b>36</b>
Overvotes	0			0	0	0
Undervotes	2			0	1	1

### REP Comptroller of Public Accounts

Vote For 1

	TOTAL	VOTE %		Absentee	Early Voting	Election Day
Mark V. Goloby	20	27.03%	<div style="width: 27.03%;"></div>	0	16	4
Glenn Hegar	54	72.97%	<div style="width: 72.97%;"></div>	0	29	25
<b>Total Votes Cast</b>	<b>74</b>	<b>100.00%</b>	<div style="width: 100%;"></div>	<b>0</b>	<b>45</b>	<b>29</b>
Overvotes	0			0	0	0
Undervotes	17			0	9	8

### REP Comm General Land Office

Vote For 1

	TOTAL	VOTE %		Absentee	Early Voting	Election Day
Dawn Buckingham	20	28.17%	<div style="width: 28.17%;"></div>	0	12	8
Don W. Minton	12	16.90%	<div style="width: 16.90%;"></div>	0	7	5
Ben Armenta	1	1.41%	<div style="width: 1.41%;"></div>	0	0	1
Rufus Lopez	1	1.41%	<div style="width: 1.41%;"></div>	0	1	0
Tim Westley	11	15.49%	<div style="width: 15.49%;"></div>	0	6	5
Jon Spiers	20	28.17%	<div style="width: 28.17%;"></div>	0	14	6
Victor Avila	5	7.04%	<div style="width: 7.04%;"></div>	0	5	0
Weston Martinez	1	1.41%	<div style="width: 1.41%;"></div>	0	1	0
<b>Total Votes Cast</b>	<b>71</b>	<b>100.00%</b>	<div style="width: 100%;"></div>	<b>0</b>	<b>46</b>	<b>25</b>
Overvotes	0			0	0	0
Undervotes	20			0	8	12

### REP Commissioner of Agriculture

Vote For 1

	TOTAL	VOTE %		Absentee	Early Voting	Election Day
Sid Miller	39	52.00%	<div style="width: 52.00%;"></div>	0	26	13
James White	30	40.00%	<div style="width: 40.00%;"></div>	0	18	12
Carey A. Council	6	8.00%	<div style="width: 8.00%;"></div>	0	3	3
<b>Total Votes Cast</b>	<b>75</b>	<b>100.00%</b>	<div style="width: 100%;"></div>	<b>0</b>	<b>47</b>	<b>28</b>
Overvotes	0			0	0	0
Undervotes	16			0	7	9

## Precinct 0066

### REP Railroad Commissioner

Vote For 1

	TOTAL	VOTE %	Absentee	Early Voting	Election Day
Tom Slocum Jr	16	21.33%	0	14	2
Marvin "Sarge" Summers	5	6.67%	0	2	3
Sarah Stogner	5	6.67%	0	2	3
Dawayne Tipton	9	12.00%	0	7	2
Wayne Christian	40	53.33%	0	22	18
<b>Total Votes Cast</b>	<b>75</b>	<b>100.00%</b>	<b>0</b>	<b>47</b>	<b>28</b>
Overvotes	0		0	0	0
Undervotes	16		0	7	9

### REP Justice, Supreme Court, PI 3

Vote For 1

	TOTAL	VOTE %	Absentee	Early Voting	Election Day
Debra Lehrmann	64	100.00%	0	38	26
<b>Total Votes Cast</b>	<b>64</b>	<b>100.00%</b>	<b>0</b>	<b>38</b>	<b>26</b>
Overvotes	0		0	0	0
Undervotes	27		0	16	11

### REP Justice, Supreme Court, PI 5

Vote For 1

	TOTAL	VOTE %	Absentee	Early Voting	Election Day
Rebeca Huddle	63	100.00%	0	38	25
<b>Total Votes Cast</b>	<b>63</b>	<b>100.00%</b>	<b>0</b>	<b>38</b>	<b>25</b>
Overvotes	0		0	0	0
Undervotes	28		0	16	12

### REP Justice, Supreme Court, PI 9

Vote For 1

	TOTAL	VOTE %	Absentee	Early Voting	Election Day
David J. Schenck	37	53.62%	0	19	18
Evan Young	32	46.38%	0	22	10
<b>Total Votes Cast</b>	<b>69</b>	<b>100.00%</b>	<b>0</b>	<b>41</b>	<b>28</b>
Overvotes	0		0	0	0
Undervotes	22		0	13	9

### REP Judge, Ct of Crim App, PI 2

Vote For 1

	TOTAL	VOTE %	Absentee	Early Voting	Election Day
Mary Lou Keel	65	100.00%	0	40	25
<b>Total Votes Cast</b>	<b>65</b>	<b>100.00%</b>	<b>0</b>	<b>40</b>	<b>25</b>
Overvotes	0		0	0	0
Undervotes	26		0	14	12



## Precinct 0066

### REP Judge, Ct of Crim App, PI 5

Vote For 1

	TOTAL	VOTE %		Absentee	Early Voting	Election Day
Clint Morgan	41	58.57%	<div style="width: 58.57%;"><div style="width: 58.57%;"></div></div>	0	26	15
Scott Walker	29	41.43%	<div style="width: 41.43%;"><div style="width: 41.43%;"></div></div>	0	19	10
Total Votes Cast	70	100.00%	<div style="width: 100%;"><div style="width: 100%;"></div></div>	0	45	25
Overvotes	0			0	0	0
Undervotes	21			0	9	12

### REP Judge, Ct of Crim App, PI 6

Vote For 1

	TOTAL	VOTE %		Absentee	Early Voting	Election Day
Jesse F. McClure, III	60	100.00%	<div style="width: 100%;"><div style="width: 100%;"></div></div>	0	36	24
Total Votes Cast	60	100.00%	<div style="width: 100%;"><div style="width: 100%;"></div></div>	0	36	24
Overvotes	0			0	0	0
Undervotes	31			0	18	13

### REP Member, State BoE, Dist 9

Vote For 1

	TOTAL	VOTE %		Absentee	Early Voting	Election Day
Keven M. Ellis	63	100.00%	<div style="width: 100%;"><div style="width: 100%;"></div></div>	0	39	24
Total Votes Cast	63	100.00%	<div style="width: 100%;"><div style="width: 100%;"></div></div>	0	39	24
Overvotes	0			0	0	0
Undervotes	28			0	15	13

### REP State Senator, Dist 1

Vote For 1

	TOTAL	VOTE %		Absentee	Early Voting	Election Day
Bryan Hughes	72	100.00%	<div style="width: 100%;"><div style="width: 100%;"></div></div>	0	44	28
Total Votes Cast	72	100.00%	<div style="width: 100%;"><div style="width: 100%;"></div></div>	0	44	28
Overvotes	0			0	0	0
Undervotes	19			0	10	9

### REP State Rep, Dist 6

Vote For 1

	TOTAL	VOTE %		Absentee	Early Voting	Election Day
Matt Schaefer	77	91.67%	<div style="width: 91.67%;"><div style="width: 91.67%;"></div></div>	0	49	28
Charles Turner	7	8.33%	<div style="width: 8.33%;"><div style="width: 8.33%;"></div></div>	0	3	4
Total Votes Cast	84	100.00%	<div style="width: 100%;"><div style="width: 100%;"></div></div>	0	52	32
Overvotes	0			0	0	0
Undervotes	7			0	2	5

## Precinct 0066

### REP Justice, 12th Ct of App Dist, PI 2

Vote For 1

	TOTAL	VOTE %	Absentee	Early Voting	Election Day
Brian Hoyle	65	100.00%	0	39	26
Total Votes Cast	65	100.00%	0	39	26
Overvotes	0		0	0	0
Undervotes	26		0	15	11

### REP Dist Judge, 241st Judicial Dist

Vote For 1

	TOTAL	VOTE %	Absentee	Early Voting	Election Day
Debby Gunter	64	100.00%	0	38	26
Total Votes Cast	64	100.00%	0	38	26
Overvotes	0		0	0	0
Undervotes	27		0	16	11

### REP Dist Judge, 321st Judicial Dist

Vote For 1

	TOTAL	VOTE %	Absentee	Early Voting	Election Day
Robert Wilson	63	100.00%	0	36	27
Total Votes Cast	63	100.00%	0	36	27
Overvotes	0		0	0	0
Undervotes	28		0	18	10

### REP Criminal District Attorney

Vote For 1

	TOTAL	VOTE %	Absentee	Early Voting	Election Day
Jacob Putman	67	100.00%	0	40	27
Total Votes Cast	67	100.00%	0	40	27
Overvotes	0		0	0	0
Undervotes	24		0	14	10

### REP County Judge

Vote For 1

	TOTAL	VOTE %	Absentee	Early Voting	Election Day
Neal Franklin	68	100.00%	0	41	27
Total Votes Cast	68	100.00%	0	41	27
Overvotes	0		0	0	0
Undervotes	23		0	13	10

### REP Judge, County Court at Law No. 1

Vote For 1

	TOTAL	VOTE %	Absentee	Early Voting	Election Day
Jason Ellis	63	100.00%	0	38	25
Total Votes Cast	63	100.00%	0	38	25
Overvotes	0		0	0	0
Undervotes	28		0	16	12

## Precinct 0066

### REP Judge, County Court at Law No. 2

Vote For 1

	TOTAL	VOTE %		Absentee	Early Voting	Election Day
Taylor Heaton	63	100.00%	<div style="width: 100%; height: 10px; background-color: #ffc107;"></div>	0	39	24
Total Votes Cast	63	100.00%	<div style="width: 100%; height: 10px; background-color: #ffc107;"></div>	0	39	24
Overvotes	0			0	0	0
Undervotes	28			0	15	13

### REP Judge, County Court at Law No. 3

Vote For 1

	TOTAL	VOTE %		Absentee	Early Voting	Election Day
Sara Maynard	31	42.47%	<div style="width: 42.47%; height: 10px; background-color: #ffc107;"></div>	0	18	13
Trevor M. Rose	9	12.33%	<div style="width: 12.33%; height: 10px; background-color: #ffc107;"></div>	0	7	2
Clay White	33	45.21%	<div style="width: 45.21%; height: 10px; background-color: #ffc107;"></div>	0	19	14
Total Votes Cast	73	100.00%	<div style="width: 100%; height: 10px; background-color: #ffc107;"></div>	0	44	29
Overvotes	0			0	0	0
Undervotes	18			0	10	8

### REP District Clerk

Vote For 1

	TOTAL	VOTE %		Absentee	Early Voting	Election Day
Penny Clarkston	67	100.00%	<div style="width: 100%; height: 10px; background-color: #ffc107;"></div>	0	39	28
Total Votes Cast	67	100.00%	<div style="width: 100%; height: 10px; background-color: #ffc107;"></div>	0	39	28
Overvotes	0			0	0	0
Undervotes	24			0	15	9

### REP County Clerk

Vote For 1

	TOTAL	VOTE %		Absentee	Early Voting	Election Day
Karen Bryant Phillips	62	100.00%	<div style="width: 100%; height: 10px; background-color: #ffc107;"></div>	0	37	25
Total Votes Cast	62	100.00%	<div style="width: 100%; height: 10px; background-color: #ffc107;"></div>	0	37	25
Overvotes	0			0	0	0
Undervotes	29			0	17	12

### REP County Treasurer

Vote For 1

	TOTAL	VOTE %		Absentee	Early Voting	Election Day
Kelli R. White	51	77.27%	<div style="width: 77.27%; height: 10px; background-color: #ffc107;"></div>	0	30	21
Jamie Boersma	15	22.73%	<div style="width: 22.73%; height: 10px; background-color: #ffc107;"></div>	0	12	3
Total Votes Cast	66	100.00%	<div style="width: 100%; height: 10px; background-color: #ffc107;"></div>	0	42	24
Overvotes	0			0	0	0
Undervotes	25			0	12	13

## Precinct 0066

### REP JOP Pct 5

Vote For 1

	TOTAL	VOTE %	Absentee	Early Voting	Election Day
Jon Wayne Johnson	64	100.00%	0	38	26
Total Votes Cast	64	100.00%	0	38	26
Overvotes	0		0	0	0
Undervotes	27		0	16	11

### REP County Chair

Vote For 1

	TOTAL	VOTE %	Absentee	Early Voting	Election Day
David Stein	61	100.00%	0	37	24
Total Votes Cast	61	100.00%	0	37	24
Overvotes	0		0	0	0
Undervotes	30		0	17	13

### REP Proposition 1

Vote For 1

	TOTAL	VOTE %	Absentee	Early Voting	Election Day
YES	87	97.75%	0	52	35
NO	2	2.25%	0	1	1
Total Votes Cast	89	100.00%	0	53	36
Overvotes	0		0	0	0
Undervotes	2		0	1	1

### REP Proposition 2

Vote For 1

	TOTAL	VOTE %	Absentee	Early Voting	Election Day
YES	70	79.55%	0	46	24
NO	18	20.45%	0	7	11
Total Votes Cast	88	100.00%	0	53	35
Overvotes	0		0	0	0
Undervotes	3		0	1	2

### REP Proposition 3

Vote For 1

	TOTAL	VOTE %	Absentee	Early Voting	Election Day
YES	83	94.32%	0	47	36
NO	5	5.68%	0	5	0
Total Votes Cast	88	100.00%	0	52	36
Overvotes	0		0	0	0
Undervotes	3		0	2	1

## Precinct 0066

### REP Proposition 4

Vote For 1

	TOTAL	VOTE %	Absentee	Early Voting	Election Day
YES	86	95.56%	0	51	35
NO	4	4.44%	0	3	1
Total Votes Cast	90	100.00%	0	54	36
Overvotes	0		0	0	0
Undervotes	1		0	0	1

### REP Proposition 5

Vote For 1

	TOTAL	VOTE %	Absentee	Early Voting	Election Day
YES	81	90.00%	0	48	33
NO	9	10.00%	0	6	3
Total Votes Cast	90	100.00%	0	54	36
Overvotes	0		0	0	0
Undervotes	1		0	0	1

### REP Proposition 6

Vote For 1

	TOTAL	VOTE %	Absentee	Early Voting	Election Day
YES	75	86.21%	0	46	29
NO	12	13.79%	0	7	5
Total Votes Cast	87	100.00%	0	53	34
Overvotes	0		0	0	0
Undervotes	4		0	1	3

### REP Proposition 7

Vote For 1

	TOTAL	VOTE %	Absentee	Early Voting	Election Day
YES	88	97.78%	0	52	36
NO	2	2.22%	0	2	0
Total Votes Cast	90	100.00%	0	54	36
Overvotes	0		0	0	0
Undervotes	1		0	0	1

### REP Proposition 8




Vote For 1

	TOTAL	VOTE %	Absentee	Early Voting	Election Day
YES	86	95.56%	0	51	35
NO	4	4.44%	0	3	1
Total Votes Cast	90	100.00%	0	54	36
Overvotes	0		0	0	0
Undervotes	1		0	0	1

## Precinct 0066




### REP Proposition 9

Vote For 1

	TOTAL	VOTE %		Absentee	Early Voting	Election Day
YES	82	91.11%		0	47	35
NO	8	8.89%		0	7	1
Total Votes Cast	90	100.00%		0	54	36
Overvotes	0			0	0	0
Undervotes	1			0	0	1

### REP Proposition 10

Vote For 1

	TOTAL	VOTE %		Absentee	Early Voting	Election Day
YES	88	97.78%		0	52	36
NO	2	2.22%		0	2	0
Total Votes Cast	90	100.00%		0	54	36
Overvotes	0			0	0	0
Undervotes	1			0	0	1

### Precinct 0071

Statistics	TOTAL	Absentee	Early Voting	Election Day
Registered Voters - Total	4,240			
Ballots Cast - Total	1,392	31	829	532
Ballots Cast - Republican Party	1,276	19	768	489
Ballots Cast - Democratic Party	116	12	61	43
Ballots Cast - Blank	0	0	0	0
Voter Turnout - Total	32.83%			

#### REP US Rep, District 1

Vote For 1

	TOTAL	VOTE %	Absentee	Early Voting	Election Day
Aditya "A.D." Atholi	37	3.09%	0	15	22
John Porro	30	2.51%	0	11	19
Nathaniel Moran	1,056	88.29%	17	663	376
Joe McDaniel	73	6.10%	0	40	33
Total Votes Cast	1,196	100.00%	17	729	450
Overvotes	0		0	0	0
Undervotes	80		2	39	39

#### REP Governor

Vote For 1

	TOTAL	VOTE %	Absentee	Early Voting	Election Day
Danny Harrison	6	0.48%	0	3	3
Chad Prather	20	1.61%	0	6	14
Paul Belew	2	0.16%	0	1	1
Rick Perry	36	2.89%	1	22	13
Don Huffines	92	7.38%	0	39	53
Allen B. West	201	16.13%	4	123	74
Greg Abbott	877	70.39%	12	554	311
Kandy Kaye Horn	12	0.96%	0	6	6
Total Votes Cast	1,246	100.00%	17	754	475
Overvotes	0		0	0	0
Undervotes	30		2	14	14

#### REP Lieutenant Governor

Vote For 1

	TOTAL	VOTE %	Absentee	Early Voting	Election Day
Daniel Miller	106	9.16%	1	60	45
Dan Patrick	910	78.65%	10	577	323
Todd M. Bullis	12	1.04%	0	7	5
Trayce Bradford	87	7.52%	4	43	40
Aaron Sorrells	13	1.12%	0	8	5
Zach Vance	29	2.51%	0	15	14
Total Votes Cast	1,157	100.00%	15	710	432
Overvotes	0		0	0	0
Undervotes	119		4	58	57

## Precinct 0071

### REP Attorney General

Vote For 1

	TOTAL	VOTE %	Absentee	Early Voting	Election Day
George P. Bush	193	15.34%	2	112	79
Louie Gohmert	684	54.37%	9	396	279
Ken Paxton	248	19.71%	7	160	81
Eva Guzman	133	10.57%	0	90	43
Total Votes Cast	1,258	100.00%	18	758	482
Overvotes	0		0	0	0
Undervotes	18		1	10	7

### REP Comptroller of Public Accounts

Vote For 1

	TOTAL	VOTE %	Absentee	Early Voting	Election Day
Mark V. Goloby	163	17.41%	2	87	74
Glenn Hegar	773	82.59%	12	490	271
Total Votes Cast	936	100.00%	14	577	345
Overvotes	0		0	0	0
Undervotes	340		5	191	144

### REP Comm General Land Office

Vote For 1

	TOTAL	VOTE %	Absentee	Early Voting	Election Day
Dawn Buckingham	337	38.65%	3	222	112
Don W. Minton	162	18.58%	2	106	54
Ben Armenta	10	1.15%	0	7	3
Rufus Lopez	9	1.03%	0	5	4
Tim Westley	58	6.65%	0	36	22
Jon Spiers	247	28.33%	5	139	103
Victor Avila	25	2.87%	2	12	11
Weston Martinez	24	2.75%	0	17	7
Total Votes Cast	872	100.00%	12	544	316
Overvotes	0		0	0	0
Undervotes	404		7	224	173

### REP Commissioner of Agriculture

Vote For 1

	TOTAL	VOTE %	Absentee	Early Voting	Election Day
Sid Miller	476	52.77%	9	307	160
James White	378	41.91%	5	233	140
Carey A. Council	48	5.32%	0	27	21
Total Votes Cast	902	100.00%	14	567	321
Overvotes	0		0	0	0
Undervotes	374		5	201	168



## Precinct 0071

### REP Railroad Commissioner

Vote For 1

	TOTAL	VOTE %	Absentee	Early Voting	Election Day
Tom Slocum Jr	137	14.73%	0	83	54
Marvin "Sarge" Summers	45	4.84%	0	27	18
Sarah Stogner	120	12.90%	1	65	54
Dawayne Tipton	56	6.02%	0	42	14
Wayne Christian	572	61.51%	8	362	202
Total Votes Cast	930	100.00%	9	579	342
Overvotes	0		0	0	0
Undervotes	346		10	189	147

### REP Justice, Supreme Court, PI 3

Vote For 1

	TOTAL	VOTE %	Absentee	Early Voting	Election Day
Debra Lehrmann	850	100.00%	13	525	312
Total Votes Cast	850	100.00%	13	525	312
Overvotes	0		0	0	0
Undervotes	426		6	243	177

### REP Justice, Supreme Court, PI 5

Vote For 1

	TOTAL	VOTE %	Absentee	Early Voting	Election Day
Rebeca Huddle	837	100.00%	13	518	306
Total Votes Cast	837	100.00%	13	518	306
Overvotes	0		0	0	0
Undervotes	439		6	250	183

### REP Justice, Supreme Court, PI 9

Vote For 1

	TOTAL	VOTE %	Absentee	Early Voting	Election Day
David J. Schenck	520	61.47%	7	323	190
Evan Young	326	38.53%	4	208	114
Total Votes Cast	846	100.00%	11	531	304
Overvotes	0		0	0	0
Undervotes	430		8	237	185

### REP Judge, Ct of Crim App, PI 2

Vote For 1

	TOTAL	VOTE %	Absentee	Early Voting	Election Day
Mary Lou Keel	763	100.00%	13	469	281
Total Votes Cast	763	100.00%	13	469	281
Overvotes	0		0	0	0
Undervotes	513		6	299	208

## Precinct 0071

### REP Judge, Ct of Crim App, PI 5

Vote For 1

	TOTAL	VOTE %		Absentee	Early Voting	Election Day
Clint Morgan	439	52.20%	<div style="width: 52.20%;"><div style="width: 52.20%;"></div></div>	6	271	162
Scott Walker	402	47.80%	<div style="width: 47.80%;"><div style="width: 47.80%;"></div></div>	6	254	142
Total Votes Cast	841	100.00%	<div style="width: 100.00%;"><div style="width: 100.00%;"></div></div>	12	525	304
Overvotes	0			0	0	0
Undervotes	435			7	243	185

### REP Judge, Ct of Crim App, PI 6

Vote For 1

	TOTAL	VOTE %		Absentee	Early Voting	Election Day
Jesse F. McClure, III	812	100.00%	<div style="width: 100.00%;"><div style="width: 100.00%;"></div></div>	13	503	296
Total Votes Cast	812	100.00%	<div style="width: 100.00%;"><div style="width: 100.00%;"></div></div>	13	503	296
Overvotes	0			0	0	0
Undervotes	464			6	265	193

### REP Member, State BoE, Dist 9

Vote For 1

	TOTAL	VOTE %		Absentee	Early Voting	Election Day
Keven M. Ellis	824	100.00%	<div style="width: 100.00%;"><div style="width: 100.00%;"></div></div>	13	513	298
Total Votes Cast	824	100.00%	<div style="width: 100.00%;"><div style="width: 100.00%;"></div></div>	13	513	298
Overvotes	0			0	0	0
Undervotes	452			6	255	191

### REP State Senator, Dist 1

Vote For 1

	TOTAL	VOTE %		Absentee	Early Voting	Election Day
Bryan Hughes	968	100.00%	<div style="width: 100.00%;"><div style="width: 100.00%;"></div></div>	14	597	357
Total Votes Cast	968	100.00%	<div style="width: 100.00%;"><div style="width: 100.00%;"></div></div>	14	597	357
Overvotes	0			0	0	0
Undervotes	308			5	171	132

### REP State Rep, Dist 6

Vote For 1

	TOTAL	VOTE %		Absentee	Early Voting	Election Day
Matt Schaefer	998	87.16%	<div style="width: 87.16%;"><div style="width: 87.16%;"></div></div>	13	609	376
Charles Turner	147	12.84%	<div style="width: 12.84%;"><div style="width: 12.84%;"></div></div>	1	85	61
Total Votes Cast	1,145	100.00%	<div style="width: 100.00%;"><div style="width: 100.00%;"></div></div>	14	694	437
Overvotes	0			0	0	0
Undervotes	131			5	74	52

## Precinct 0071

### REP Justice, 12th Ct of App Dist, PI 2

Vote For 1

	TOTAL	VOTE %	Absentee	Early Voting	Election Day
Brian Hoyle	836	100.00%	15	522	299
Total Votes Cast	836	100.00%	15	522	299
Overvotes	0		0	0	0
Undervotes	440		4	246	190

### REP Dist Judge, 241st Judicial Dist

Vote For 1

	TOTAL	VOTE %	Absentee	Early Voting	Election Day
Debby Gunter	901	100.00%	13	557	331
Total Votes Cast	901	100.00%	13	557	331
Overvotes	0		0	0	0
Undervotes	375		6	211	158

### REP Dist Judge, 321st Judicial Dist

Vote For 1

	TOTAL	VOTE %	Absentee	Early Voting	Election Day
Robert Wilson	906	100.00%	13	558	335
Total Votes Cast	906	100.00%	13	558	335
Overvotes	0		0	0	0
Undervotes	370		6	210	154

### REP Criminal District Attorney

Vote For 1

	TOTAL	VOTE %	Absentee	Early Voting	Election Day
Jacob Putman	926	100.00%	14	571	341
Total Votes Cast	926	100.00%	14	571	341
Overvotes	0		0	0	0
Undervotes	350		5	197	148

### REP County Judge

Vote For 1

	TOTAL	VOTE %	Absentee	Early Voting	Election Day
Neal Franklin	908	100.00%	16	563	329
Total Votes Cast	908	100.00%	16	563	329
Overvotes	0		0	0	0
Undervotes	368		3	205	160

### REP Judge, County Court at Law No. 1

Vote For 1

	TOTAL	VOTE %	Absentee	Early Voting	Election Day
Jason Ellis	850	100.00%	13	526	311
Total Votes Cast	850	100.00%	13	526	311
Overvotes	0		0	0	0
Undervotes	426		6	242	178

## Precinct 0071

### REP Judge, County Court at Law No. 2

Vote For 1

	TOTAL	VOTE %		Absentee	Early Voting	Election Day
Taylor Heaton	853	100.00%	<div style="width: 100%; height: 10px; background-color: #ffc107;"></div>	14	526	313
Total Votes Cast	853	100.00%	<div style="width: 100%; height: 10px; background-color: #ffc107;"></div>	14	526	313
Overvotes	0			0	0	0
Undervotes	423			5	242	176

### REP Judge, County Court at Law No. 3

Vote For 1

	TOTAL	VOTE %		Absentee	Early Voting	Election Day
Sara Maynard	353	32.84%	<div style="width: 32.84%; height: 10px; background-color: #ffc107;"></div>	10	215	128
Trevor M. Rose	51	4.74%	<div style="width: 4.74%; height: 10px; background-color: #ffc107;"></div>	0	34	17
Clay White	671	62.42%	<div style="width: 62.42%; height: 10px; background-color: #ffc107;"></div>	6	417	248
Total Votes Cast	1,075	100.00%	<div style="width: 100%; height: 10px; background-color: #ffc107;"></div>	16	666	393
Overvotes	0			0	0	0
Undervotes	201			3	102	96

### REP District Clerk

Vote For 1

	TOTAL	VOTE %		Absentee	Early Voting	Election Day
Penny Clarkston	856	100.00%	<div style="width: 100%; height: 10px; background-color: #ffc107;"></div>	13	529	314
Total Votes Cast	856	100.00%	<div style="width: 100%; height: 10px; background-color: #ffc107;"></div>	13	529	314
Overvotes	0			0	0	0
Undervotes	420			6	239	175

### REP County Clerk

Vote For 1

	TOTAL	VOTE %		Absentee	Early Voting	Election Day
Karen Bryant Phillips	837	100.00%	<div style="width: 100%; height: 10px; background-color: #ffc107;"></div>	13	517	307
Total Votes Cast	837	100.00%	<div style="width: 100%; height: 10px; background-color: #ffc107;"></div>	13	517	307
Overvotes	0			0	0	0
Undervotes	439			6	251	182

### REP County Treasurer

Vote For 1

	TOTAL	VOTE %		Absentee	Early Voting	Election Day
Kelli R. White	600	69.61%	<div style="width: 69.61%; height: 10px; background-color: #ffc107;"></div>	7	375	218
Jamie Boersma	262	30.39%	<div style="width: 30.39%; height: 10px; background-color: #ffc107;"></div>	6	167	89
Total Votes Cast	862	100.00%	<div style="width: 100%; height: 10px; background-color: #ffc107;"></div>	13	542	307
Overvotes	0			0	0	0
Undervotes	414			6	226	182

## Precinct 0071

### REP County Commissioner Precinct No. 1, Unexp

Vote For 1

	TOTAL	VOTE %		Absentee	Early Voting	Election Day
Pam Frederick	628	57.46%	<div style="width: 57.46%;"><div style="width: 57.46%;"></div></div>	7	403	218
Fritz Hager, Jr.	465	42.54%	<div style="width: 42.54%;"><div style="width: 42.54%;"></div></div>	8	277	180
Total Votes Cast	1,093	100.00%	<div style="width: 100.00%;"><div style="width: 100.00%;"></div></div>	15	680	398
Overvotes	0			0	0	0
Undervotes	183			4	88	91

### REP JOP Pct 2

Vote For 1

	TOTAL	VOTE %		Absentee	Early Voting	Election Day
Andy Dunklin	837	100.00%	<div style="width: 100.00%;"><div style="width: 100.00%;"></div></div>	15	513	309
Total Votes Cast	837	100.00%	<div style="width: 100.00%;"><div style="width: 100.00%;"></div></div>	15	513	309
Overvotes	0			0	0	0
Undervotes	439			4	255	180

### REP Constable Precinct No. 2

Vote For 1

	TOTAL	VOTE %		Absentee	Early Voting	Election Day
Deal Folmar	182	18.38%	<div style="width: 18.38%;"><div style="width: 18.38%;"></div></div>	2	124	56
Wayne Allen	532	53.74%	<div style="width: 53.74%;"><div style="width: 53.74%;"></div></div>	6	326	200
Chris Roberts	276	27.88%	<div style="width: 27.88%;"><div style="width: 27.88%;"></div></div>	8	171	97
Total Votes Cast	990	100.00%	<div style="width: 100.00%;"><div style="width: 100.00%;"></div></div>	16	621	353
Overvotes	0			0	0	0
Undervotes	286			3	147	136

### REP County Chair

Vote For 1

	TOTAL	VOTE %		Absentee	Early Voting	Election Day
David Stein	854	100.00%	<div style="width: 100.00%;"><div style="width: 100.00%;"></div></div>	13	527	314
Total Votes Cast	854	100.00%	<div style="width: 100.00%;"><div style="width: 100.00%;"></div></div>	13	527	314
Overvotes	0			0	0	0
Undervotes	422			6	241	175

### REP Proposition 1

Vote For 1

	TOTAL	VOTE %		Absentee	Early Voting	Election Day
YES	1,120	91.80%	<div style="width: 91.80%;"><div style="width: 91.80%;"></div></div>	17	684	419
NO	100	8.20%	<div style="width: 8.20%;"><div style="width: 8.20%;"></div></div>	1	53	46
Total Votes Cast	1,220	100.00%	<div style="width: 100.00%;"><div style="width: 100.00%;"></div></div>	18	737	465
Overvotes	0			0	0	0
Undervotes	56			1	31	24

## Precinct 0071

### REP Proposition 2

Vote For 1

	TOTAL	VOTE %		Absentee	Early Voting	Election Day
YES	808	68.53%	<div style="width: 68.53%;"><div style="width: 68.53%;"></div></div>	7	498	303
NO	371	31.47%	<div style="width: 31.47%;"><div style="width: 31.47%;"></div></div>	9	217	145
Total Votes Cast	1,179	100.00%	<div style="width: 100.00%;"><div style="width: 100.00%;"></div></div>	16	715	448
Overvotes	0			0	0	0
Undervotes	97			3	53	41

### REP Proposition 3

Vote For 1

	TOTAL	VOTE %		Absentee	Early Voting	Election Day
YES	1,102	89.52%	<div style="width: 89.52%;"><div style="width: 89.52%;"></div></div>	11	676	415
NO	129	10.48%	<div style="width: 10.48%;"><div style="width: 10.48%;"></div></div>	5	66	58
Total Votes Cast	1,231	100.00%	<div style="width: 100.00%;"><div style="width: 100.00%;"></div></div>	16	742	473
Overvotes	0			0	0	0
Undervotes	45			3	26	16

### REP Proposition 4

Vote For 1

	TOTAL	VOTE %		Absentee	Early Voting	Election Day
YES	1,141	92.99%	<div style="width: 92.99%;"><div style="width: 92.99%;"></div></div>	16	700	425
NO	86	7.01%	<div style="width: 7.01%;"><div style="width: 7.01%;"></div></div>	2	41	43
Total Votes Cast	1,227	100.00%	<div style="width: 100.00%;"><div style="width: 100.00%;"></div></div>	18	741	468
Overvotes	0			0	0	0
Undervotes	49			1	27	21

### REP Proposition 5

Vote For 1

	TOTAL	VOTE %		Absentee	Early Voting	Election Day
YES	1,029	85.11%	<div style="width: 85.11%;"><div style="width: 85.11%;"></div></div>	9	629	391
NO	180	14.89%	<div style="width: 14.89%;"><div style="width: 14.89%;"></div></div>	7	96	77
Total Votes Cast	1,209	100.00%	<div style="width: 100.00%;"><div style="width: 100.00%;"></div></div>	16	725	468
Overvotes	0			0	0	0
Undervotes	67			3	43	21

### REP Proposition 6

Vote For 1

	TOTAL	VOTE %		Absentee	Early Voting	Election Day
YES	951	79.78%	<div style="width: 79.78%;"><div style="width: 79.78%;"></div></div>	13	588	350
NO	241	20.22%	<div style="width: 20.22%;"><div style="width: 20.22%;"></div></div>	3	134	104
Total Votes Cast	1,192	100.00%	<div style="width: 100.00%;"><div style="width: 100.00%;"></div></div>	16	722	454
Overvotes	0			0	0	0
Undervotes	84			3	46	35

## Precinct 0071

### REP Proposition 7

Vote For 1

	TOTAL	VOTE %		Absentee	Early Voting	Election Day
YES	1,184	95.95%	<div style="width: 95.95%;"><div style="width: 95.95%;"></div></div>	17	714	453
NO	50	4.05%	<div style="width: 4.05%;"><div style="width: 4.05%;"></div></div>	1	28	21
Total Votes Cast	1,234	100.00%	<div style="width: 100.00%;"><div style="width: 100.00%;"></div></div>	18	742	474
Overvotes	0			0	0	0
Undervotes	42			1	26	15

### REP Proposition 8

Vote For 1

	TOTAL	VOTE %		Absentee	Early Voting	Election Day
YES	1,150	93.42%	<div style="width: 93.42%;"><div style="width: 93.42%;"></div></div>	16	704	430
NO	81	6.58%	<div style="width: 6.58%;"><div style="width: 6.58%;"></div></div>	2	37	42
Total Votes Cast	1,231	100.00%	<div style="width: 100.00%;"><div style="width: 100.00%;"></div></div>	18	741	472
Overvotes	0			0	0	0
Undervotes	45			1	27	17

### REP Proposition 9

Vote For 1

	TOTAL	VOTE %		Absentee	Early Voting	Election Day
YES	1,049	85.35%	<div style="width: 85.35%;"><div style="width: 85.35%;"></div></div>	16	632	401
NO	180	14.65%	<div style="width: 14.65%;"><div style="width: 14.65%;"></div></div>	0	109	71
Total Votes Cast	1,229	100.00%	<div style="width: 100.00%;"><div style="width: 100.00%;"></div></div>	16	741	472
Overvotes	0			0	0	0
Undervotes	47			3	27	17

### REP Proposition 10

Vote For 1

	TOTAL	VOTE %		Absentee	Early Voting	Election Day
YES	1,127	93.29%	<div style="width: 93.29%;"><div style="width: 93.29%;"></div></div>	11	693	423
NO	81	6.71%	<div style="width: 6.71%;"><div style="width: 6.71%;"></div></div>	5	40	36
Total Votes Cast	1,208	100.00%	<div style="width: 100.00%;"><div style="width: 100.00%;"></div></div>	16	733	459
Overvotes	0			0	0	0
Undervotes	68			3	35	30

### Precinct 0073

Statistics	TOTAL	Absentee	Early Voting	Election Day
Registered Voters - Total	554			
Ballots Cast - Total	116	3	60	53
Ballots Cast - Republican Party	75	1	37	37
Ballots Cast - Democratic Party	41	2	23	16
Ballots Cast - Blank	0	0	0	0
Voter Turnout - Total	20.94%			

#### REP US Rep, District 1

Vote For 1

	TOTAL	VOTE %	Absentee	Early Voting	Election Day
Aditya "A.D." Atholi	2	2.74%	0	2	0
John Porro	8	10.96%	0	1	7
Nathaniel Moran	53	72.60%	1	27	25
Joe McDaniel	10	13.70%	0	6	4
Total Votes Cast	73	100.00%	1	36	36
Overvotes	0		0	0	0
Undervotes	2		0	1	1

#### REP Governor

Vote For 1

	TOTAL	VOTE %	Absentee	Early Voting	Election Day
Danny Harrison	0	0.00%	0	0	0
Chad Prather	1	1.33%	0	1	0
Paul Belew	1	1.33%	0	0	1
Rick Perry	1	1.33%	0	1	0
Don Huffines	7	9.33%	0	4	3
Allen B. West	18	24.00%	0	8	10
Greg Abbott	46	61.33%	1	23	22
Kandy Kaye Horn	1	1.33%	0	0	1
Total Votes Cast	75	100.00%	1	37	37
Overvotes	0		0	0	0
Undervotes	0		0	0	0

#### REP Lieutenant Governor

Vote For 1

	TOTAL	VOTE %	Absentee	Early Voting	Election Day
Daniel Miller	11	15.28%	0	8	3
Dan Patrick	49	68.06%	1	23	25
Todd M. Bullis	0	0.00%	0	0	0
Trayce Bradford	8	11.11%	0	4	4
Aaron Sorrells	3	4.17%	0	2	1
Zach Vance	1	1.39%	0	0	1
Total Votes Cast	72	100.00%	1	37	34
Overvotes	0		0	0	0
Undervotes	3		0	0	3



## Precinct 0073

### REP Attorney General

Vote For 1

	TOTAL	VOTE %		Absentee	Early Voting	Election Day
George P. Bush	4	5.48%	<div style="width: 5.48%;"></div>	0	1	3
Louie Gohmert	59	80.82%	<div style="width: 80.82%;"></div>	1	34	24
Ken Paxton	8	10.96%	<div style="width: 10.96%;"></div>	0	2	6
Eva Guzman	2	2.74%	<div style="width: 2.74%;"></div>	0	0	2
<b>Total Votes Cast</b>	<b>73</b>	<b>100.00%</b>	<div style="width: 100%;"></div>	<b>1</b>	<b>37</b>	<b>35</b>
Overvotes	0			0	0	0
Undervotes	2			0	0	2

### REP Comptroller of Public Accounts

Vote For 1

	TOTAL	VOTE %		Absentee	Early Voting	Election Day
Mark V. Goloby	12	20.00%	<div style="width: 20.00%;"></div>	0	6	6
Glenn Hegar	48	80.00%	<div style="width: 80.00%;"></div>	1	24	23
<b>Total Votes Cast</b>	<b>60</b>	<b>100.00%</b>	<div style="width: 100%;"></div>	<b>1</b>	<b>30</b>	<b>29</b>
Overvotes	0			0	0	0
Undervotes	15			0	7	8

### REP Comm General Land Office

Vote For 1

	TOTAL	VOTE %		Absentee	Early Voting	Election Day
Dawn Buckingham	13	22.03%	<div style="width: 22.03%;"></div>	0	6	7
Don W. Minton	8	13.56%	<div style="width: 13.56%;"></div>	0	5	3
Ben Armenta	1	1.69%	<div style="width: 1.69%;"></div>	0	0	1
Rufus Lopez	1	1.69%	<div style="width: 1.69%;"></div>	0	0	1
Tim Westley	8	13.56%	<div style="width: 13.56%;"></div>	1	6	1
Jon Spiers	21	35.59%	<div style="width: 35.59%;"></div>	0	11	10
Victor Avila	6	10.17%	<div style="width: 10.17%;"></div>	0	3	3
Weston Martinez	1	1.69%	<div style="width: 1.69%;"></div>	0	0	1
<b>Total Votes Cast</b>	<b>59</b>	<b>100.00%</b>	<div style="width: 100%;"></div>	<b>1</b>	<b>31</b>	<b>27</b>
Overvotes	0			0	0	0
Undervotes	16			0	6	10

### REP Commissioner of Agriculture

Vote For 1

	TOTAL	VOTE %		Absentee	Early Voting	Election Day
Sid Miller	36	57.14%	<div style="width: 57.14%;"></div>	1	19	16
James White	24	38.10%	<div style="width: 38.10%;"></div>	0	10	14
Carey A. Council	3	4.76%	<div style="width: 4.76%;"></div>	0	2	1
<b>Total Votes Cast</b>	<b>63</b>	<b>100.00%</b>	<div style="width: 100%;"></div>	<b>1</b>	<b>31</b>	<b>31</b>
Overvotes	0			0	0	0
Undervotes	12			0	6	6

## Precinct 0073

### REP Railroad Commissioner

Vote For 1

	TOTAL	VOTE %	Absentee	Early Voting	Election Day
Tom Slocum Jr	11	17.74%	0	4	7
Marvin "Sarge" Summers	13	20.97%	0	8	5
Sarah Stogner	4	6.45%	0	1	3
Dawayne Tipton	4	6.45%	1	3	0
Wayne Christian	30	48.39%	0	17	13
<b>Total Votes Cast</b>	<b>62</b>	<b>100.00%</b>	<b>1</b>	<b>33</b>	<b>28</b>
Overvotes	0		0	0	0
Undervotes	13		0	4	9

### REP Justice, Supreme Court, PI 3

Vote For 1

	TOTAL	VOTE %	Absentee	Early Voting	Election Day
Debra Lehrmann	50	100.00%	1	26	23
<b>Total Votes Cast</b>	<b>50</b>	<b>100.00%</b>	<b>1</b>	<b>26</b>	<b>23</b>
Overvotes	0		0	0	0
Undervotes	25		0	11	14

### REP Justice, Supreme Court, PI 5

Vote For 1

	TOTAL	VOTE %	Absentee	Early Voting	Election Day
Rebeca Huddle	50	100.00%	1	28	21
<b>Total Votes Cast</b>	<b>50</b>	<b>100.00%</b>	<b>1</b>	<b>28</b>	<b>21</b>
Overvotes	0		0	0	0
Undervotes	25		0	9	16

### REP Justice, Supreme Court, PI 9

Vote For 1

	TOTAL	VOTE %	Absentee	Early Voting	Election Day
David J. Schenck	39	67.24%	1	18	20
Evan Young	19	32.76%	0	12	7
<b>Total Votes Cast</b>	<b>58</b>	<b>100.00%</b>	<b>1</b>	<b>30</b>	<b>27</b>
Overvotes	0		0	0	0
Undervotes	17		0	7	10

### REP Judge, Ct of Crim App, PI 2

Vote For 1

	TOTAL	VOTE %	Absentee	Early Voting	Election Day
Mary Lou Keel	50	100.00%	1	26	23
<b>Total Votes Cast</b>	<b>50</b>	<b>100.00%</b>	<b>1</b>	<b>26</b>	<b>23</b>
Overvotes	0		0	0	0
Undervotes	25		0	11	14

## Precinct 0073

### REP Judge, Ct of Crim App, PI 5

Vote For 1

	TOTAL	VOTE %		Absentee	Early Voting	Election Day
Clint Morgan	31	54.39%	<div style="width: 54.39%;"><div style="width: 54.39%;"></div></div>	1	17	13
Scott Walker	26	45.61%	<div style="width: 45.61%;"><div style="width: 45.61%;"></div></div>	0	14	12
Total Votes Cast	57	100.00%	<div style="width: 100.00%;"><div style="width: 100.00%;"></div></div>	1	31	25
Overvotes	0			0	0	0
Undervotes	18			0	6	12

### REP Judge, Ct of Crim App, PI 6

Vote For 1

	TOTAL	VOTE %		Absentee	Early Voting	Election Day
Jesse F. McClure, III	53	100.00%	<div style="width: 100.00%;"><div style="width: 100.00%;"></div></div>	1	28	24
Total Votes Cast	53	100.00%	<div style="width: 100.00%;"><div style="width: 100.00%;"></div></div>	1	28	24
Overvotes	0			0	0	0
Undervotes	22			0	9	13

### REP Member, State BoE, Dist 9

Vote For 1

	TOTAL	VOTE %		Absentee	Early Voting	Election Day
Keven M. Ellis	54	100.00%	<div style="width: 100.00%;"><div style="width: 100.00%;"></div></div>	1	29	24
Total Votes Cast	54	100.00%	<div style="width: 100.00%;"><div style="width: 100.00%;"></div></div>	1	29	24
Overvotes	0			0	0	0
Undervotes	21			0	8	13

### REP State Senator, Dist 1

Vote For 1

	TOTAL	VOTE %		Absentee	Early Voting	Election Day
Bryan Hughes	59	100.00%	<div style="width: 100.00%;"><div style="width: 100.00%;"></div></div>	1	31	27
Total Votes Cast	59	100.00%	<div style="width: 100.00%;"><div style="width: 100.00%;"></div></div>	1	31	27
Overvotes	0			0	0	0
Undervotes	16			0	6	10

### REP State Rep, Dist 6

Vote For 1

	TOTAL	VOTE %		Absentee	Early Voting	Election Day
Matt Schaefer	65	91.55%	<div style="width: 91.55%;"><div style="width: 91.55%;"></div></div>	1	30	34
Charles Turner	6	8.45%	<div style="width: 8.45%;"><div style="width: 8.45%;"></div></div>	0	5	1
Total Votes Cast	71	100.00%	<div style="width: 100.00%;"><div style="width: 100.00%;"></div></div>	1	35	35
Overvotes	0			0	0	0
Undervotes	4			0	2	2

## Precinct 0073

### REP Justice, 12th Ct of App Dist, PI 2

Vote For 1

	TOTAL	VOTE %	Absentee	Early Voting	Election Day
Brian Hoyle	55	100.00%	1	28	26
Total Votes Cast	55	100.00%	1	28	26
Overvotes	0		0	0	0
Undervotes	20		0	9	11

### REP Dist Judge, 241st Judicial Dist

Vote For 1

	TOTAL	VOTE %	Absentee	Early Voting	Election Day
Debby Gunter	49	100.00%	1	27	21
Total Votes Cast	49	100.00%	1	27	21
Overvotes	0		0	0	0
Undervotes	26		0	10	16

### REP Dist Judge, 321st Judicial Dist

Vote For 1

	TOTAL	VOTE %	Absentee	Early Voting	Election Day
Robert Wilson	50	100.00%	1	27	22
Total Votes Cast	50	100.00%	1	27	22
Overvotes	0		0	0	0
Undervotes	25		0	10	15

### REP Criminal District Attorney

Vote For 1

	TOTAL	VOTE %	Absentee	Early Voting	Election Day
Jacob Putman	55	100.00%	1	29	25
Total Votes Cast	55	100.00%	1	29	25
Overvotes	0		0	0	0
Undervotes	20		0	8	12

### REP County Judge

Vote For 1

	TOTAL	VOTE %	Absentee	Early Voting	Election Day
Neal Franklin	52	100.00%	1	28	23
Total Votes Cast	52	100.00%	1	28	23
Overvotes	0		0	0	0
Undervotes	23		0	9	14

### REP Judge, County Court at Law No. 1

Vote For 1

	TOTAL	VOTE %	Absentee	Early Voting	Election Day
Jason Ellis	53	100.00%	1	28	24
Total Votes Cast	53	100.00%	1	28	24
Overvotes	0		0	0	0
Undervotes	22		0	9	13

### Precinct 0073

#### REP Judge, County Court at Law No. 2

Vote For 1

	TOTAL	VOTE %		Absentee	Early Voting	Election Day
Taylor Heaton	52	100.00%	<div style="width: 100%; height: 10px; background-color: #ffc107;"></div>	1	29	22
Total Votes Cast	52	100.00%	<div style="width: 100%; height: 10px; background-color: #ffc107;"></div>	1	29	22
Overvotes	0			0	0	0
Undervotes	23			0	8	15

#### REP Judge, County Court at Law No. 3

Vote For 1

	TOTAL	VOTE %		Absentee	Early Voting	Election Day
Sara Maynard	20	32.26%	<div style="width: 32.26%; height: 10px; background-color: #ffc107;"></div>	0	10	10
Trevor M. Rose	13	20.97%	<div style="width: 20.97%; height: 10px; background-color: #ffc107;"></div>	1	10	2
Clay White	29	46.77%	<div style="width: 46.77%; height: 10px; background-color: #ffc107;"></div>	0	12	17
Total Votes Cast	62	100.00%	<div style="width: 100%; height: 10px; background-color: #ffc107;"></div>	1	32	29
Overvotes	0			0	0	0
Undervotes	13			0	5	8

#### REP District Clerk

Vote For 1

	TOTAL	VOTE %		Absentee	Early Voting	Election Day
Penny Clarkston	56	100.00%	<div style="width: 100%; height: 10px; background-color: #ffc107;"></div>	1	29	26
Total Votes Cast	56	100.00%	<div style="width: 100%; height: 10px; background-color: #ffc107;"></div>	1	29	26
Overvotes	0			0	0	0
Undervotes	19			0	8	11

#### REP County Clerk

Vote For 1

	TOTAL	VOTE %		Absentee	Early Voting	Election Day
Karen Bryant Phillips	54	100.00%	<div style="width: 100%; height: 10px; background-color: #ffc107;"></div>	1	28	25
Total Votes Cast	54	100.00%	<div style="width: 100%; height: 10px; background-color: #ffc107;"></div>	1	28	25
Overvotes	0			0	0	0
Undervotes	21			0	9	12

#### REP County Treasurer

Vote For 1

	TOTAL	VOTE %		Absentee	Early Voting	Election Day
Kelli R. White	49	85.96%	<div style="width: 85.96%; height: 10px; background-color: #ffc107;"></div>	1	25	23
Jamie Boersma	8	14.04%	<div style="width: 14.04%; height: 10px; background-color: #ffc107;"></div>	0	7	1
Total Votes Cast	57	100.00%	<div style="width: 100%; height: 10px; background-color: #ffc107;"></div>	1	32	24
Overvotes	0			0	0	0
Undervotes	18			0	5	13

### Precinct 0073

#### REP County Chair

Vote For 1

	TOTAL	VOTE %		Absentee	Early Voting	Election Day
David Stein	57	100.00%	<div style="width: 100%; height: 10px; background-color: #ffc107;"></div>	1	28	28
Total Votes Cast	57	100.00%	<div style="width: 100%; height: 10px; background-color: #ffc107;"></div>	1	28	28
Overvotes	0			0	0	0
Undervotes	18			0	9	9

#### REP Proposition 1

Vote For 1

	TOTAL	VOTE %		Absentee	Early Voting	Election Day
YES	71	98.61%	<div style="width: 98.61%; height: 10px; background-color: #ffc107;"></div>	1	35	35
NO	1	1.39%	<div style="width: 1.39%; height: 10px; background-color: #6c757d;"></div>	0	0	1
Total Votes Cast	72	100.00%	<div style="width: 100%; height: 10px; background-color: #ffc107;"></div>	1	35	36
Overvotes	0			0	0	0
Undervotes	3			0	2	1

#### REP Proposition 2

Vote For 1

	TOTAL	VOTE %		Absentee	Early Voting	Election Day
YES	63	88.73%	<div style="width: 88.73%; height: 10px; background-color: #ffc107;"></div>	1	29	33
NO	8	11.27%	<div style="width: 11.27%; height: 10px; background-color: #6c757d;"></div>	0	5	3
Total Votes Cast	71	100.00%	<div style="width: 100%; height: 10px; background-color: #ffc107;"></div>	1	34	36
Overvotes	0			0	0	0
Undervotes	4			0	3	1

#### REP Proposition 3

Vote For 1

	TOTAL	VOTE %		Absentee	Early Voting	Election Day
YES	68	93.15%	<div style="width: 93.15%; height: 10px; background-color: #ffc107;"></div>	1	32	35
NO	5	6.85%	<div style="width: 6.85%; height: 10px; background-color: #6c757d;"></div>	0	3	2
Total Votes Cast	73	100.00%	<div style="width: 100%; height: 10px; background-color: #ffc107;"></div>	1	35	37
Overvotes	0			0	0	0
Undervotes	2			0	2	0

#### REP Proposition 4

Vote For 1

	TOTAL	VOTE %		Absentee	Early Voting	Election Day
YES	72	98.63%	<div style="width: 98.63%; height: 10px; background-color: #ffc107;"></div>	1	35	36
NO	1	1.37%	<div style="width: 1.37%; height: 10px; background-color: #6c757d;"></div>	0	0	1
Total Votes Cast	73	100.00%	<div style="width: 100%; height: 10px; background-color: #ffc107;"></div>	1	35	37
Overvotes	0			0	0	0
Undervotes	2			0	2	0

## Precinct 0073

### REP Proposition 5

Vote For 1

	TOTAL	VOTE %	Absentee	Early Voting	Election Day
YES	65	89.04%	1	31	33
NO	8	10.96%	0	4	4
Total Votes Cast	73	100.00%	1	35	37
Overvotes	0		0	0	0
Undervotes	2		0	2	0

### REP Proposition 6

Vote For 1

	TOTAL	VOTE %	Absentee	Early Voting	Election Day
YES	66	91.67%	1	32	33
NO	6	8.33%	0	3	3
Total Votes Cast	72	100.00%	1	35	36
Overvotes	0		0	0	0
Undervotes	3		0	2	1

### REP Proposition 7

Vote For 1

	TOTAL	VOTE %	Absentee	Early Voting	Election Day
YES	73	100.00%	1	35	37
NO	0	0.00%	0	0	0
Total Votes Cast	73	100.00%	1	35	37
Overvotes	0		0	0	0
Undervotes	2		0	2	0

### REP Proposition 8

Vote For 1

	TOTAL	VOTE %	Absentee	Early Voting	Election Day
YES	68	93.15%	1	32	35
NO	5	6.85%	0	3	2
Total Votes Cast	73	100.00%	1	35	37
Overvotes	0		0	0	0
Undervotes	2		0	2	0

### REP Proposition 9

Vote For 1




	TOTAL	VOTE %	Absentee	Early Voting	Election Day
YES	71	97.26%	1	35	35
NO	2	2.74%	0	1	1
Total Votes Cast	73	100.00%	1	36	36
Overvotes	0		0	0	0
Undervotes	2		0	1	1

### Precinct 0073

---

**REP Proposition 10**

Vote For 1

	TOTAL	VOTE %		Absentee	Early Voting	Election Day
YES	72	97.30%		0	36	36
NO	2	2.70%		1	0	1
Total Votes Cast	74	100.00%		1	36	37
Overvotes	0			0	0	0
Undervotes	1			0	1	0



## Precinct 0074

### Statistics

	TOTAL	Absentee	Early Voting	Election Day
Registered Voters - Total	580			
Ballots Cast - Total	187	10	96	81
Ballots Cast - Republican Party	169	9	87	73
Ballots Cast - Democratic Party	18	1	9	8
Ballots Cast - Blank	0	0	0	0
Voter Turnout - Total	32.24%			

### REP US Rep, District 1

Vote For 1

	TOTAL	VOTE %	Absentee	Early Voting	Election Day
Aditya "A.D." Atholi	8	5.10%	0	5	3
John Porro	9	5.73%	1	2	6
Nathaniel Moran	126	80.25%	6	71	49
Joe McDaniel	14	8.92%	0	7	7
Total Votes Cast	157	100.00%	7	85	65
Overvotes	0		0	0	0
Undervotes	12		2	2	8

### REP Governor

Vote For 1

	TOTAL	VOTE %	Absentee	Early Voting	Election Day
Danny Harrison	1	0.60%	0	1	0
Chad Prather	0	0.00%	0	0	0
Paul Belew	0	0.00%	0	0	0
Rick Perry	3	1.79%	0	2	1
Don Huffines	21	12.50%	0	10	11
Allen B. West	31	18.45%	0	18	13
Greg Abbott	111	66.07%	9	56	46
Kandy Kaye Horn	1	0.60%	0	0	1
Total Votes Cast	168	100.00%	9	87	72
Overvotes	0		0	0	0
Undervotes	1		0	0	1

### REP Lieutenant Governor

Vote For 1

	TOTAL	VOTE %	Absentee	Early Voting	Election Day
Daniel Miller	14	8.92%	1	4	9
Dan Patrick	120	76.43%	6	67	47
Todd M. Bullis	1	0.64%	0	0	1
Trayce Bradford	13	8.28%	0	8	5
Aaron Sorrells	4	2.55%	2	0	2
Zach Vance	5	3.18%	0	1	4
Total Votes Cast	157	100.00%	9	80	68
Overvotes	0		0	0	0
Undervotes	12		0	7	5

## Precinct 0074

### REP Attorney General

Vote For 1

	TOTAL	VOTE %		Absentee	Early Voting	Election Day
George P. Bush	40	24.10%	<div style="width: 24.10%;"></div>	2	15	23
Louie Gohmert	83	50.00%	<div style="width: 50.00%;"></div>	4	50	29
Ken Paxton	33	19.88%	<div style="width: 19.88%;"></div>	3	14	16
Eva Guzman	10	6.02%	<div style="width: 6.02%;"></div>	0	7	3
<b>Total Votes Cast</b>	<b>166</b>	<b>100.00%</b>	<div style="width: 100.00%;"></div>	<b>9</b>	<b>86</b>	<b>71</b>
Overvotes	0			0	0	0
Undervotes	3			0	1	2

### REP Comptroller of Public Accounts

Vote For 1

	TOTAL	VOTE %		Absentee	Early Voting	Election Day
Mark V. Goloby	17	13.71%	<div style="width: 13.71%;"></div>	0	7	10
Glenn Hegar	107	86.29%	<div style="width: 86.29%;"></div>	7	60	40
<b>Total Votes Cast</b>	<b>124</b>	<b>100.00%</b>	<div style="width: 100.00%;"></div>	<b>7</b>	<b>67</b>	<b>50</b>
Overvotes	0			0	0	0
Undervotes	45			2	20	23

### REP Comm General Land Office

Vote For 1

	TOTAL	VOTE %		Absentee	Early Voting	Election Day
Dawn Buckingham	46	36.80%	<div style="width: 36.80%;"></div>	2	30	14
Don W. Minton	19	15.20%	<div style="width: 15.20%;"></div>	0	12	7
Ben Armenta	1	0.80%	<div style="width: 0.80%;"></div>	0	1	0
Rufus Lopez	3	2.40%	<div style="width: 2.40%;"></div>	0	1	2
Tim Westley	9	7.20%	<div style="width: 7.20%;"></div>	0	4	5
Jon Spiers	29	23.20%	<div style="width: 23.20%;"></div>	6	13	10
Victor Avila	6	4.80%	<div style="width: 4.80%;"></div>	0	3	3
Weston Martinez	12	9.60%	<div style="width: 9.60%;"></div>	1	5	6
<b>Total Votes Cast</b>	<b>125</b>	<b>100.00%</b>	<div style="width: 100.00%;"></div>	<b>9</b>	<b>69</b>	<b>47</b>
Overvotes	0			0	0	0
Undervotes	44			0	18	26

### REP Commissioner of Agriculture

Vote For 1

	TOTAL	VOTE %		Absentee	Early Voting	Election Day
Sid Miller	75	56.82%	<div style="width: 56.82%;"></div>	6	41	28
James White	46	34.85%	<div style="width: 34.85%;"></div>	0	29	17
Carey A. Council	11	8.33%	<div style="width: 8.33%;"></div>	1	5	5
<b>Total Votes Cast</b>	<b>132</b>	<b>100.00%</b>	<div style="width: 100.00%;"></div>	<b>7</b>	<b>75</b>	<b>50</b>
Overvotes	0			0	0	0
Undervotes	37			2	12	23

## Precinct 0074

### REP Railroad Commissioner

Vote For 1

	TOTAL	VOTE %	Absentee	Early Voting	Election Day
Tom Slocum Jr	23	16.91%	2	10	11
Marvin "Sarge" Summers	7	5.15%	0	4	3
Sarah Stogner	16	11.76%	0	7	9
Dawayne Tipton	7	5.15%	0	4	3
Wayne Christian	83	61.03%	7	48	28
Total Votes Cast	136	100.00%	9	73	54
Overvotes	0		0	0	0
Undervotes	33		0	14	19

### REP Justice, Supreme Court, PI 3

Vote For 1

	TOTAL	VOTE %	Absentee	Early Voting	Election Day
Debra Lehrmann	113	100.00%	9	61	43
Total Votes Cast	113	100.00%	9	61	43
Overvotes	0		0	0	0
Undervotes	56		0	26	30

### REP Justice, Supreme Court, PI 5

Vote For 1

	TOTAL	VOTE %	Absentee	Early Voting	Election Day
Rebeca Huddle	115	100.00%	9	61	45
Total Votes Cast	115	100.00%	9	61	45
Overvotes	0		0	0	0
Undervotes	54		0	26	28

### REP Justice, Supreme Court, PI 9

Vote For 1

	TOTAL	VOTE %	Absentee	Early Voting	Election Day
David J. Schenck	70	60.87%	8	40	22
Evan Young	45	39.13%	1	25	19
Total Votes Cast	115	100.00%	9	65	41
Overvotes	0		0	0	0
Undervotes	54		0	22	32

### REP Judge, Ct of Crim App, PI 2

Vote For 1

	TOTAL	VOTE %	Absentee	Early Voting	Election Day
Mary Lou Keel	105	100.00%	9	58	38
Total Votes Cast	105	100.00%	9	58	38
Overvotes	0		0	0	0
Undervotes	64		0	29	35

## Precinct 0074

### REP Judge, Ct of Crim App, PI 5

Vote For 1

	TOTAL	VOTE %		Absentee	Early Voting	Election Day
Clint Morgan	57	46.34%	<div style="width: 46.34%;"><div style="width: 46.34%;"></div></div>	7	33	17
Scott Walker	66	53.66%	<div style="width: 53.66%;"><div style="width: 53.66%;"></div></div>	2	38	26
Total Votes Cast	123	100.00%	<div style="width: 100.00%;"><div style="width: 100.00%;"></div></div>	9	71	43
Overvotes	0			0	0	0
Undervotes	46			0	16	30

### REP Judge, Ct of Crim App, PI 6

Vote For 1

	TOTAL	VOTE %		Absentee	Early Voting	Election Day
Jesse F. McClure, III	112	100.00%	<div style="width: 100.00%;"><div style="width: 100.00%;"></div></div>	9	59	44
Total Votes Cast	112	100.00%	<div style="width: 100.00%;"><div style="width: 100.00%;"></div></div>	9	59	44
Overvotes	0			0	0	0
Undervotes	57			0	28	29

### REP Member, State BoE, Dist 9

Vote For 1

	TOTAL	VOTE %		Absentee	Early Voting	Election Day
Keven M. Ellis	115	100.00%	<div style="width: 100.00%;"><div style="width: 100.00%;"></div></div>	9	62	44
Total Votes Cast	115	100.00%	<div style="width: 100.00%;"><div style="width: 100.00%;"></div></div>	9	62	44
Overvotes	0			0	0	0
Undervotes	54			0	25	29

### REP State Senator, Dist 1

Vote For 1

	TOTAL	VOTE %		Absentee	Early Voting	Election Day
Bryan Hughes	135	100.00%	<div style="width: 100.00%;"><div style="width: 100.00%;"></div></div>	9	75	51
Total Votes Cast	135	100.00%	<div style="width: 100.00%;"><div style="width: 100.00%;"></div></div>	9	75	51
Overvotes	0			0	0	0
Undervotes	34			0	12	22

### REP State Rep, Dist 6

Vote For 1

	TOTAL	VOTE %		Absentee	Early Voting	Election Day
Matt Schaefer	127	85.23%	<div style="width: 85.23%;"><div style="width: 85.23%;"></div></div>	7	75	45
Charles Turner	22	14.77%	<div style="width: 14.77%;"><div style="width: 14.77%;"></div></div>	0	8	14
Total Votes Cast	149	100.00%	<div style="width: 100.00%;"><div style="width: 100.00%;"></div></div>	7	83	59
Overvotes	0			0	0	0
Undervotes	20			2	4	14

## Precinct 0074

### REP Justice, 12th Ct of App Dist, PI 2

Vote For 1

	TOTAL	VOTE %	Absentee	Early Voting	Election Day
Brian Hoyle	119	100.00%	9	64	46
Total Votes Cast	119	100.00%	9	64	46
Overvotes	0		0	0	0
Undervotes	50		0	23	27

### REP Dist Judge, 241st Judicial Dist

Vote For 1

	TOTAL	VOTE %	Absentee	Early Voting	Election Day
Debby Gunter	116	100.00%	9	60	47
Total Votes Cast	116	100.00%	9	60	47
Overvotes	0		0	0	0
Undervotes	53		0	27	26

### REP Dist Judge, 321st Judicial Dist

Vote For 1

	TOTAL	VOTE %	Absentee	Early Voting	Election Day
Robert Wilson	120	100.00%	9	62	49
Total Votes Cast	120	100.00%	9	62	49
Overvotes	0		0	0	0
Undervotes	49		0	25	24

### REP Criminal District Attorney

Vote For 1

	TOTAL	VOTE %	Absentee	Early Voting	Election Day
Jacob Putman	121	100.00%	9	66	46
Total Votes Cast	121	100.00%	9	66	46
Overvotes	0		0	0	0
Undervotes	48		0	21	27

### REP County Judge

Vote For 1

	TOTAL	VOTE %	Absentee	Early Voting	Election Day
Neal Franklin	122	100.00%	9	66	47
Total Votes Cast	122	100.00%	9	66	47
Overvotes	0		0	0	0
Undervotes	47		0	21	26

### REP Judge, County Court at Law No. 1

Vote For 1

	TOTAL	VOTE %	Absentee	Early Voting	Election Day
Jason Ellis	117	100.00%	9	62	46
Total Votes Cast	117	100.00%	9	62	46
Overvotes	0		0	0	0
Undervotes	52		0	25	27

## Precinct 0074

### REP Judge, County Court at Law No. 2

Vote For 1

	TOTAL	VOTE %	Absentee	Early Voting	Election Day
Taylor Heaton	117	100.00%	9	64	44
Total Votes Cast	117	100.00%	9	64	44
Overvotes	0		0	0	0
Undervotes	52		0	23	29

### REP Judge, County Court at Law No. 3

Vote For 1

	TOTAL	VOTE %	Absentee	Early Voting	Election Day
Sara Maynard	53	37.06%	5	28	20
Trevor M. Rose	17	11.89%	3	3	11
Clay White	73	51.05%	1	47	25
Total Votes Cast	143	100.00%	9	78	56
Overvotes	0		0	0	0
Undervotes	26		0	9	17

### REP District Clerk

Vote For 1

	TOTAL	VOTE %	Absentee	Early Voting	Election Day
Penny Clarkston	114	100.00%	9	61	44
Total Votes Cast	114	100.00%	9	61	44
Overvotes	0		0	0	0
Undervotes	55		0	26	29

### REP County Clerk

Vote For 1

	TOTAL	VOTE %	Absentee	Early Voting	Election Day
Karen Bryant Phillips	113	100.00%	9	60	44
Total Votes Cast	113	100.00%	9	60	44
Overvotes	0		0	0	0
Undervotes	56		0	27	29

### REP County Treasurer

Vote For 1

	TOTAL	VOTE %	Absentee	Early Voting	Election Day
Kelli R. White	83	71.55%	2	49	32
Jamie Boersma	33	28.45%	5	14	14
Total Votes Cast	116	100.00%	7	63	46
Overvotes	0		0	0	0
Undervotes	53		2	24	27

## Precinct 0074

### REP County Commissioner Precinct No. 1, Unexp

Vote For 1

	TOTAL	VOTE %		Absentee	Early Voting	Election Day
Pam Frederick	79	52.67%	<div style="width: 52.67%;"><div style="width: 52.67%;"></div></div>	4	42	33
Fritz Hager, Jr.	71	47.33%	<div style="width: 47.33%;"><div style="width: 47.33%;"></div></div>	5	39	27
Total Votes Cast	150	100.00%	<div style="width: 100.00%;"><div style="width: 100.00%;"></div></div>	9	81	60
Overvotes	0			0	0	0
Undervotes	19			0	6	13

### REP JOP Pct 2

Vote For 1

	TOTAL	VOTE %		Absentee	Early Voting	Election Day
Andy Dunklin	114	100.00%	<div style="width: 100.00%;"><div style="width: 100.00%;"></div></div>	9	64	41
Total Votes Cast	114	100.00%	<div style="width: 100.00%;"><div style="width: 100.00%;"></div></div>	9	64	41
Overvotes	0			0	0	0
Undervotes	55			0	23	32

### REP Constable Precinct No. 2

Vote For 1

	TOTAL	VOTE %		Absentee	Early Voting	Election Day
Deal Folmar	29	21.17%	<div style="width: 21.17%;"><div style="width: 21.17%;"></div></div>	1	20	8
Wayne Allen	60	43.80%	<div style="width: 43.80%;"><div style="width: 43.80%;"></div></div>	5	35	20
Chris Roberts	48	35.04%	<div style="width: 35.04%;"><div style="width: 35.04%;"></div></div>	1	24	23
Total Votes Cast	137	100.00%	<div style="width: 100.00%;"><div style="width: 100.00%;"></div></div>	7	79	51
Overvotes	0			0	0	0
Undervotes	32			2	8	22

### REP County Chair

Vote For 1

	TOTAL	VOTE %		Absentee	Early Voting	Election Day
David Stein	116	100.00%	<div style="width: 100.00%;"><div style="width: 100.00%;"></div></div>	9	62	45
Total Votes Cast	116	100.00%	<div style="width: 100.00%;"><div style="width: 100.00%;"></div></div>	9	62	45
Overvotes	0			0	0	0
Undervotes	53			0	25	28

### REP Proposition 1

Vote For 1

	TOTAL	VOTE %		Absentee	Early Voting	Election Day
YES	153	92.17%	<div style="width: 92.17%;"><div style="width: 92.17%;"></div></div>	9	81	63
NO	13	7.83%	<div style="width: 7.83%;"><div style="width: 7.83%;"></div></div>	0	4	9
Total Votes Cast	166	100.00%	<div style="width: 100.00%;"><div style="width: 100.00%;"></div></div>	9	85	72
Overvotes	0			0	0	0
Undervotes	3			0	2	1

## Precinct 0074

### REP Proposition 2

Vote For 1

	TOTAL	VOTE %		Absentee	Early Voting	Election Day
YES	101	62.35%	<div style="width: 62.35%;"><div style="width: 62.35%;"></div></div>	4	59	38
NO	61	37.65%	<div style="width: 37.65%;"><div style="width: 37.65%;"></div></div>	4	25	32
Total Votes Cast	162	100.00%	<div style="width: 100%;"><div style="width: 100%;"></div></div>	8	84	70
Overvotes	0			0	0	0
Undervotes	7			1	3	3

### REP Proposition 3

Vote For 1

	TOTAL	VOTE %		Absentee	Early Voting	Election Day
YES	143	85.63%	<div style="width: 85.63%;"><div style="width: 85.63%;"></div></div>	9	78	56
NO	24	14.37%	<div style="width: 14.37%;"><div style="width: 14.37%;"></div></div>	0	8	16
Total Votes Cast	167	100.00%	<div style="width: 100%;"><div style="width: 100%;"></div></div>	9	86	72
Overvotes	0			0	0	0
Undervotes	2			0	1	1

### REP Proposition 4

Vote For 1

	TOTAL	VOTE %		Absentee	Early Voting	Election Day
YES	151	89.88%	<div style="width: 89.88%;"><div style="width: 89.88%;"></div></div>	9	82	60
NO	17	10.12%	<div style="width: 10.12%;"><div style="width: 10.12%;"></div></div>	0	5	12
Total Votes Cast	168	100.00%	<div style="width: 100%;"><div style="width: 100%;"></div></div>	9	87	72
Overvotes	0			0	0	0
Undervotes	1			0	0	1

### REP Proposition 5

Vote For 1

	TOTAL	VOTE %		Absentee	Early Voting	Election Day
YES	138	84.66%	<div style="width: 84.66%;"><div style="width: 84.66%;"></div></div>	8	78	52
NO	25	15.34%	<div style="width: 15.34%;"><div style="width: 15.34%;"></div></div>	0	7	18
Total Votes Cast	163	100.00%	<div style="width: 100%;"><div style="width: 100%;"></div></div>	8	85	70
Overvotes	0			0	0	0
Undervotes	6			1	2	3

### REP Proposition 6

Vote For 1

	TOTAL	VOTE %		Absentee	Early Voting	Election Day
YES	127	79.87%	<div style="width: 79.87%;"><div style="width: 79.87%;"></div></div>	7	72	48
NO	32	20.13%	<div style="width: 20.13%;"><div style="width: 20.13%;"></div></div>	0	12	20
Total Votes Cast	159	100.00%	<div style="width: 100%;"><div style="width: 100%;"></div></div>	7	84	68
Overvotes	0			0	0	0
Undervotes	10			2	3	5



## Precinct 0074

### REP Proposition 7

Vote For 1

	TOTAL	VOTE %	Absentee	Early Voting	Election Day
YES	159	94.08%	9	83	67
NO	10	5.92%	0	4	6
Total Votes Cast	169	100.00%	9	87	73
Overvotes	0		0	0	0
Undervotes	0		0	0	0

### REP Proposition 8

Vote For 1

	TOTAL	VOTE %	Absentee	Early Voting	Election Day
YES	150	93.17%	9	80	61
NO	11	6.83%	0	4	7
Total Votes Cast	161	100.00%	9	84	68
Overvotes	0		0	0	0
Undervotes	8		0	3	5

### REP Proposition 9

Vote For 1

	TOTAL	VOTE %	Absentee	Early Voting	Election Day
YES	140	84.34%	8	73	59
NO	26	15.66%	1	12	13
Total Votes Cast	166	100.00%	9	85	72
Overvotes	0		0	0	0
Undervotes	3		0	2	1

### REP Proposition 10

Vote For 1

	TOTAL	VOTE %	Absentee	Early Voting	Election Day
YES	151	92.07%	7	84	60
NO	13	7.93%	0	2	11
Total Votes Cast	164	100.00%	7	86	71
Overvotes	0		0	0	0
Undervotes	5		2	1	2

## Precinct 0075

Statistics	TOTAL	Absentee	Early Voting	Election Day
Registered Voters - Total	3,337			
Ballots Cast - Total	1,151	38	786	327
Ballots Cast - Republican Party	1,080	26	751	303
Ballots Cast - Democratic Party	71	12	35	24
Ballots Cast - Blank	1	0	0	1
Voter Turnout - Total	34.49%			

### REP US Rep, District 1

Vote For 1

	TOTAL	VOTE %	Absentee	Early Voting	Election Day
Aditya "A.D." Atholi	31	3.12%	1	18	12
John Porro	36	3.63%	0	16	20
Nathaniel Moran	808	81.37%	23	579	206
Joe McDaniel	118	11.88%	2	80	36
Total Votes Cast	993	100.00%	26	693	274
Overvotes	0		0	0	0
Undervotes	87		0	58	29

### REP Governor

Vote For 1

	TOTAL	VOTE %	Absentee	Early Voting	Election Day
Danny Harrison	4	0.37%	0	2	2
Chad Prather	33	3.07%	0	17	16
Paul Belew	1	0.09%	0	1	0
Rick Perry	23	2.14%	1	12	10
Don Huffines	73	6.80%	2	39	32
Allen B. West	281	26.16%	9	207	65
Greg Abbott	658	61.27%	14	470	174
Kandy Kaye Horn	1	0.09%	0	1	0
Total Votes Cast	1,074	100.00%	26	749	299
Overvotes	0		0	0	0
Undervotes	6		0	2	4

### REP Lieutenant Governor

Vote For 1

	TOTAL	VOTE %	Absentee	Early Voting	Election Day
Daniel Miller	155	15.44%	4	108	43
Dan Patrick	653	65.04%	17	455	181
Todd M. Bullis	6	0.60%	0	5	1
Trayce Bradford	144	14.34%	4	113	27
Aaron Sorrells	23	2.29%	0	11	12
Zach Vance	23	2.29%	1	16	6
Total Votes Cast	1,004	100.00%	26	708	270
Overvotes	0		0	0	0
Undervotes	76		0	43	33

## Precinct 0075

### REP Attorney General

Vote For 1

	TOTAL	VOTE %	Absentee	Early Voting	Election Day
George P. Bush	110	10.36%	2	70	38
Louie Gohmert	648	61.02%	16	468	164
Ken Paxton	236	22.22%	6	151	79
Eva Guzman	68	6.40%	2	51	15
Total Votes Cast	1,062	100.00%	26	740	296
Overvotes	0		0	0	0
Undervotes	18		0	11	7

### REP Comptroller of Public Accounts

Vote For 1

	TOTAL	VOTE %	Absentee	Early Voting	Election Day
Mark V. Goloby	187	23.79%	4	126	57
Glenn Hegar	599	76.21%	16	426	157
Total Votes Cast	786	100.00%	20	552	214
Overvotes	0		0	0	0
Undervotes	294		6	199	89

### REP Comm General Land Office

Vote For 1

	TOTAL	VOTE %	Absentee	Early Voting	Election Day
Dawn Buckingham	236	28.57%	7	155	74
Don W. Minton	121	14.65%	1	85	35
Ben Armenta	15	1.82%	0	7	8
Rufus Lopez	7	0.85%	0	4	3
Tim Westley	83	10.05%	1	53	29
Jon Spiers	309	37.41%	14	234	61
Victor Avila	35	4.24%	0	23	12
Weston Martinez	20	2.42%	0	17	3
Total Votes Cast	826	100.00%	23	578	225
Overvotes	0		0	0	0
Undervotes	254		3	173	78

### REP Commissioner of Agriculture

Vote For 1

	TOTAL	VOTE %	Absentee	Early Voting	Election Day
Sid Miller	419	52.51%	6	307	106
James White	322	40.35%	10	206	106
Carey A. Council	57	7.14%	2	36	19
Total Votes Cast	798	100.00%	18	549	231
Overvotes	0		0	0	0
Undervotes	282		8	202	72

## Precinct 0075

### REP Railroad Commissioner

Vote For 1

	TOTAL	VOTE %	Absentee	Early Voting	Election Day
Tom Slocum Jr	138	16.12%	0	92	46
Marvin "Sarge" Summers	70	8.18%	4	38	28
Sarah Stogner	91	10.63%	1	58	32
Dawayne Tipton	51	5.96%	0	37	14
Wayne Christian	506	59.11%	15	369	122
Total Votes Cast	856	100.00%	20	594	242
Overvotes	0		0	0	0
Undervotes	224		6	157	61

### REP Justice, Supreme Court, PI 3

Vote For 1

	TOTAL	VOTE %	Absentee	Early Voting	Election Day
Debra Lehrmann	683	100.00%	16	478	189
Total Votes Cast	683	100.00%	16	478	189
Overvotes	0		0	0	0
Undervotes	397		10	273	114

### REP Justice, Supreme Court, PI 5

Vote For 1

	TOTAL	VOTE %	Absentee	Early Voting	Election Day
Rebeca Huddle	679	100.00%	16	474	189
Total Votes Cast	679	100.00%	16	474	189
Overvotes	0		0	0	0
Undervotes	401		10	277	114

### REP Justice, Supreme Court, PI 9

Vote For 1

	TOTAL	VOTE %	Absentee	Early Voting	Election Day
David J. Schenck	546	69.11%	14	395	137
Evan Young	244	30.89%	7	162	75
Total Votes Cast	790	100.00%	21	557	212
Overvotes	0		0	0	0
Undervotes	290		5	194	91

### REP Judge, Ct of Crim App, PI 2

Vote For 1

	TOTAL	VOTE %	Absentee	Early Voting	Election Day
Mary Lou Keel	640	100.00%	15	451	174
Total Votes Cast	640	100.00%	15	451	174
Overvotes	0		0	0	0
Undervotes	440		11	300	129

## Precinct 0075

### REP Judge, Ct of Crim App, PI 5

Vote For 1

	TOTAL	VOTE %		Absentee	Early Voting	Election Day
Clint Morgan	465	59.16%	<div style="width: 59.16%;"><div style="width: 59.16%;"></div></div>	14	338	113
Scott Walker	321	40.84%	<div style="width: 40.84%;"><div style="width: 40.84%;"></div></div>	7	213	101
Total Votes Cast	786	100.00%	<div style="width: 100.00%;"><div style="width: 100.00%;"></div></div>	21	551	214
Overvotes	0			0	0	0
Undervotes	294			5	200	89

### REP Judge, Ct of Crim App, PI 6

Vote For 1

	TOTAL	VOTE %		Absentee	Early Voting	Election Day
Jesse F. McClure, III	653	100.00%	<div style="width: 100.00%;"><div style="width: 100.00%;"></div></div>	15	458	180
Total Votes Cast	653	100.00%	<div style="width: 100.00%;"><div style="width: 100.00%;"></div></div>	15	458	180
Overvotes	0			0	0	0
Undervotes	427			11	293	123

### REP Member, State BoE, Dist 9

Vote For 1

	TOTAL	VOTE %		Absentee	Early Voting	Election Day
Keven M. Ellis	658	100.00%	<div style="width: 100.00%;"><div style="width: 100.00%;"></div></div>	15	460	183
Total Votes Cast	658	100.00%	<div style="width: 100.00%;"><div style="width: 100.00%;"></div></div>	15	460	183
Overvotes	0			0	0	0
Undervotes	422			11	291	120

### REP State Senator, Dist 1

Vote For 1

	TOTAL	VOTE %		Absentee	Early Voting	Election Day
Bryan Hughes	743	100.00%	<div style="width: 100.00%;"><div style="width: 100.00%;"></div></div>	16	526	201
Total Votes Cast	743	100.00%	<div style="width: 100.00%;"><div style="width: 100.00%;"></div></div>	16	526	201
Overvotes	0			0	0	0
Undervotes	337			10	225	102

### REP State Rep, Dist 6

Vote For 1

	TOTAL	VOTE %		Absentee	Early Voting	Election Day
Matt Schaefer	824	89.37%	<div style="width: 89.37%;"><div style="width: 89.37%;"></div></div>	23	584	217
Charles Turner	98	10.63%	<div style="width: 10.63%;"><div style="width: 10.63%;"></div></div>	2	61	35
Total Votes Cast	922	100.00%	<div style="width: 100.00%;"><div style="width: 100.00%;"></div></div>	25	645	252
Overvotes	0			0	0	0
Undervotes	158			1	106	51

## Precinct 0075

### REP Justice, 12th Ct of App Dist, PI 2

Vote For 1

	TOTAL	VOTE %	Absentee	Early Voting	Election Day
Brian Hoyle	665	100.00%	15	466	184
Total Votes Cast	665	100.00%	15	466	184
Overvotes	0		0	0	0
Undervotes	415		11	285	119

### REP Dist Judge, 241st Judicial Dist

Vote For 1

	TOTAL	VOTE %	Absentee	Early Voting	Election Day
Debby Gunter	682	100.00%	15	475	192
Total Votes Cast	682	100.00%	15	475	192
Overvotes	0		0	0	0
Undervotes	398		11	276	111

### REP Dist Judge, 321st Judicial Dist

Vote For 1

	TOTAL	VOTE %	Absentee	Early Voting	Election Day
Robert Wilson	671	100.00%	15	468	188
Total Votes Cast	671	100.00%	15	468	188
Overvotes	0		0	0	0
Undervotes	409		11	283	115

### REP Criminal District Attorney

Vote For 1

	TOTAL	VOTE %	Absentee	Early Voting	Election Day
Jacob Putman	693	100.00%	15	481	197
Total Votes Cast	693	100.00%	15	481	197
Overvotes	0		0	0	0
Undervotes	387		11	270	106

### REP County Judge

Vote For 1

	TOTAL	VOTE %	Absentee	Early Voting	Election Day
Neal Franklin	780	100.00%	18	549	213
Total Votes Cast	780	100.00%	18	549	213
Overvotes	0		0	0	0
Undervotes	300		8	202	90

### REP Judge, County Court at Law No. 1

Vote For 1

	TOTAL	VOTE %	Absentee	Early Voting	Election Day
Jason Ellis	674	100.00%	15	472	187
Total Votes Cast	674	100.00%	15	472	187
Overvotes	0		0	0	0
Undervotes	406		11	279	116

## Precinct 0075

### REP Judge, County Court at Law No. 2

Vote For 1

	TOTAL	VOTE %		Absentee	Early Voting	Election Day
Taylor Heaton	643	100.00%	<div style="width: 100%;"><div style="width: 100%;"></div></div>	14	447	182
Total Votes Cast	643	100.00%	<div style="width: 100%;"></div>	14	447	182
Overvotes	0			0	0	0
Undervotes	437			12	304	121

### REP Judge, County Court at Law No. 3

Vote For 1

	TOTAL	VOTE %		Absentee	Early Voting	Election Day
Sara Maynard	387	44.48%	<div style="width: 44.48%;"><div style="width: 44.48%;"></div></div>	16	280	91
Trevor M. Rose	69	7.93%	<div style="width: 7.93%;"><div style="width: 7.93%;"></div></div>	0	41	28
Clay White	414	47.59%	<div style="width: 47.59%;"><div style="width: 47.59%;"></div></div>	4	286	124
Total Votes Cast	870	100.00%	<div style="width: 100%;"></div>	20	607	243
Overvotes	0			0	0	0
Undervotes	210			6	144	60

### REP District Clerk

Vote For 1

	TOTAL	VOTE %		Absentee	Early Voting	Election Day
Penny Clarkston	661	100.00%	<div style="width: 100%;"><div style="width: 100%;"></div></div>	14	462	185
Total Votes Cast	661	100.00%	<div style="width: 100%;"></div>	14	462	185
Overvotes	0			0	0	0
Undervotes	419			12	289	118

### REP County Clerk

Vote For 1

	TOTAL	VOTE %		Absentee	Early Voting	Election Day
Karen Bryant Phillips	659	100.00%	<div style="width: 100%;"><div style="width: 100%;"></div></div>	15	465	179
Total Votes Cast	659	100.00%	<div style="width: 100%;"></div>	15	465	179
Overvotes	0			0	0	0
Undervotes	421			11	286	124

### REP County Treasurer

Vote For 1

	TOTAL	VOTE %		Absentee	Early Voting	Election Day
Kelli R. White	565	80.37%	<div style="width: 80.37%;"><div style="width: 80.37%;"></div></div>	15	385	165
Jamie Boersma	138	19.63%	<div style="width: 19.63%;"><div style="width: 19.63%;"></div></div>	3	102	33
Total Votes Cast	703	100.00%	<div style="width: 100%;"></div>	18	487	198
Overvotes	0			0	0	0
Undervotes	377			8	264	105

## Precinct 0075

### REP County Commissioner Precinct No. 1, Unexp

Vote For 1

	TOTAL	VOTE %		Absentee	Early Voting	Election Day
Pam Frederick	469	51.65%	<div style="width: 51.65%;"><div style="width: 51.65%;"></div></div>	10	329	130
Fritz Hager, Jr.	439	48.35%	<div style="width: 48.35%;"><div style="width: 48.35%;"></div></div>	12	302	125
Total Votes Cast	908	100.00%	<div style="width: 100.00%;"><div style="width: 100.00%;"></div></div>	22	631	255
Overvotes	0			0	0	0
Undervotes	172			4	120	48

### REP JOP Pct 2

Vote For 1

	TOTAL	VOTE %		Absentee	Early Voting	Election Day
Andy Dunklin	665	100.00%	<div style="width: 100.00%;"><div style="width: 100.00%;"></div></div>	17	457	191
Total Votes Cast	665	100.00%	<div style="width: 100.00%;"><div style="width: 100.00%;"></div></div>	17	457	191
Overvotes	0			0	0	0
Undervotes	415			9	294	112

### REP Constable Precinct No. 2

Vote For 1

	TOTAL	VOTE %		Absentee	Early Voting	Election Day
Deal Folmar	254	29.36%	<div style="width: 29.36%;"><div style="width: 29.36%;"></div></div>	2	179	73
Wayne Allen	391	45.20%	<div style="width: 45.20%;"><div style="width: 45.20%;"></div></div>	15	267	109
Chris Roberts	220	25.43%	<div style="width: 25.43%;"><div style="width: 25.43%;"></div></div>	6	158	56
Total Votes Cast	865	100.00%	<div style="width: 100.00%;"><div style="width: 100.00%;"></div></div>	23	604	238
Overvotes	0			0	0	0
Undervotes	215			3	147	65

### REP County Chair

Vote For 1

	TOTAL	VOTE %		Absentee	Early Voting	Election Day
David Stein	652	100.00%	<div style="width: 100.00%;"><div style="width: 100.00%;"></div></div>	15	450	187
Total Votes Cast	652	100.00%	<div style="width: 100.00%;"><div style="width: 100.00%;"></div></div>	15	450	187
Overvotes	0			0	0	0
Undervotes	428			11	301	116

### REP Proposition 1

Vote For 1

	TOTAL	VOTE %		Absentee	Early Voting	Election Day
YES	980	95.52%	<div style="width: 95.52%;"><div style="width: 95.52%;"></div></div>	25	686	269
NO	46	4.48%	<div style="width: 4.48%;"><div style="width: 4.48%;"></div></div>	0	30	16
Total Votes Cast	1,026	100.00%	<div style="width: 100.00%;"><div style="width: 100.00%;"></div></div>	25	716	285
Overvotes	0			0	0	0
Undervotes	54			1	35	18



## Precinct 0075

### REP Proposition 2

Vote For 1

	TOTAL	VOTE %		Absentee	Early Voting	Election Day
YES	808	79.37%	<div style="width: 79.37%;"><div style="width: 79.37%;"></div></div>	19	555	234
NO	210	20.63%	<div style="width: 20.63%;"><div style="width: 20.63%;"></div></div>	5	154	51
Total Votes Cast	1,018	100.00%	<div style="width: 100.00%;"><div style="width: 100.00%;"></div></div>	24	709	285
Overvotes	0			0	0	0
Undervotes	62			2	42	18

### REP Proposition 3

Vote For 1

	TOTAL	VOTE %		Absentee	Early Voting	Election Day
YES	956	91.22%	<div style="width: 91.22%;"><div style="width: 91.22%;"></div></div>	21	669	266
NO	92	8.78%	<div style="width: 8.78%;"><div style="width: 8.78%;"></div></div>	4	60	28
Total Votes Cast	1,048	100.00%	<div style="width: 100.00%;"><div style="width: 100.00%;"></div></div>	25	729	294
Overvotes	0			0	0	0
Undervotes	32			1	22	9

### REP Proposition 4

Vote For 1

	TOTAL	VOTE %		Absentee	Early Voting	Election Day
YES	992	95.11%	<div style="width: 95.11%;"><div style="width: 95.11%;"></div></div>	23	692	277
NO	51	4.89%	<div style="width: 4.89%;"><div style="width: 4.89%;"></div></div>	2	37	12
Total Votes Cast	1,043	100.00%	<div style="width: 100.00%;"><div style="width: 100.00%;"></div></div>	25	729	289
Overvotes	0			0	0	0
Undervotes	37			1	22	14

### REP Proposition 5

Vote For 1

	TOTAL	VOTE %		Absentee	Early Voting	Election Day
YES	923	89.18%	<div style="width: 89.18%;"><div style="width: 89.18%;"></div></div>	21	641	261
NO	112	10.82%	<div style="width: 10.82%;"><div style="width: 10.82%;"></div></div>	4	78	30
Total Votes Cast	1,035	100.00%	<div style="width: 100.00%;"><div style="width: 100.00%;"></div></div>	25	719	291
Overvotes	0			0	0	0
Undervotes	45			1	32	12

### REP Proposition 6

Vote For 1

	TOTAL	VOTE %		Absentee	Early Voting	Election Day
YES	872	85.57%	<div style="width: 85.57%;"><div style="width: 85.57%;"></div></div>	19	609	244
NO	147	14.43%	<div style="width: 14.43%;"><div style="width: 14.43%;"></div></div>	6	103	38
Total Votes Cast	1,019	100.00%	<div style="width: 100.00%;"><div style="width: 100.00%;"></div></div>	25	712	282
Overvotes	0			0	0	0
Undervotes	61			1	39	21

## Precinct 0075

### REP Proposition 7

Vote For 1

	TOTAL	VOTE %		Absentee	Early Voting	Election Day
YES	1,030	98.38%	<div style="width: 98.38%; background-color: #ffc107;"></div>	25	719	286
NO	17	1.62%	<div style="width: 1.62%; background-color: #6c757d;"></div>	0	12	5
Total Votes Cast	1,047	100.00%	<div style="width: 100.00%; background-color: #ffc107;"></div>	25	731	291
Overvotes	0			0	0	0
Undervotes	33			1	20	12

### REP Proposition 8

Vote For 1

	TOTAL	VOTE %		Absentee	Early Voting	Election Day
YES	1,005	96.26%	<div style="width: 96.26%; background-color: #ffc107;"></div>	25	696	284
NO	39	3.74%	<div style="width: 3.74%; background-color: #6c757d;"></div>	0	30	9
Total Votes Cast	1,044	100.00%	<div style="width: 100.00%; background-color: #ffc107;"></div>	25	726	293
Overvotes	0			0	0	0
Undervotes	36			1	25	10

### REP Proposition 9

Vote For 1

	TOTAL	VOTE %		Absentee	Early Voting	Election Day
YES	952	90.93%	<div style="width: 90.93%; background-color: #ffc107;"></div>	23	659	270
NO	95	9.07%	<div style="width: 9.07%; background-color: #6c757d;"></div>	2	70	23
Total Votes Cast	1,047	100.00%	<div style="width: 100.00%; background-color: #ffc107;"></div>	25	729	293
Overvotes	0			0	0	0
Undervotes	33			1	22	10

### REP Proposition 10

Vote For 1

	TOTAL	VOTE %		Absentee	Early Voting	Election Day
YES	989	95.46%	<div style="width: 95.46%; background-color: #ffc107;"></div>	22	687	280
NO	47	4.54%	<div style="width: 4.54%; background-color: #6c757d;"></div>	1	33	13
Total Votes Cast	1,036	100.00%	<div style="width: 100.00%; background-color: #ffc107;"></div>	23	720	293
Overvotes	0			0	0	0
Undervotes	44			3	31	10

## Precinct 0076

### Statistics

	TOTAL	Absentee	Early Voting	Election Day
Registered Voters - Total	1,032			
Ballots Cast - Total	68	6	30	32
Ballots Cast - Republican Party	24	2	9	13
Ballots Cast - Democratic Party	44	4	21	19
Ballots Cast - Blank	0	0	0	0
Voter Turnout - Total	6.59%			

### REP US Rep, District 1

Vote For 1

	TOTAL	VOTE %	Absentee	Early Voting	Election Day
Aditya "A.D." Atholi	2	8.33%	0	1	1
John Porro	0	0.00%	0	0	0
Nathaniel Moran	21	87.50%	2	7	12
Joe McDaniel	1	4.17%	0	1	0
Total Votes Cast	24	100.00%	2	9	13
Overvotes	0		0	0	0
Undervotes	0		0	0	0

### REP Governor

Vote For 1

	TOTAL	VOTE %	Absentee	Early Voting	Election Day
Danny Harrison	0	0.00%	0	0	0
Chad Prather	3	12.50%	0	1	2
Paul Belew	0	0.00%	0	0	0
Rick Perry	0	0.00%	0	0	0
Don Huffines	1	4.17%	0	0	1
Allen B. West	4	16.67%	0	1	3
Greg Abbott	16	66.67%	2	7	7
Kandy Kaye Horn	0	0.00%	0	0	0
Total Votes Cast	24	100.00%	2	9	13
Overvotes	0		0	0	0
Undervotes	0		0	0	0

### REP Lieutenant Governor

Vote For 1

	TOTAL	VOTE %	Absentee	Early Voting	Election Day
Daniel Miller	1	4.55%	0	0	1
Dan Patrick	20	90.91%	2	9	9
Todd M. Bullis	0	0.00%	0	0	0
Trayce Bradford	1	4.55%	0	0	1
Aaron Sorrells	0	0.00%	0	0	0
Zach Vance	0	0.00%	0	0	0
Total Votes Cast	22	100.00%	2	9	11
Overvotes	0		0	0	0
Undervotes	2		0	0	2

## Precinct 0076

### REP Attorney General

Vote For 1

	TOTAL	VOTE %	Absentee	Early Voting	Election Day
George P. Bush	3	12.50%	0	1	2
Louie Gohmert	12	50.00%	1	3	8
Ken Paxton	9	37.50%	1	5	3
Eva Guzman	0	0.00%	0	0	0
Total Votes Cast	24	100.00%	2	9	13
Overvotes	0		0	0	0
Undervotes	0		0	0	0

### REP Comptroller of Public Accounts

Vote For 1

	TOTAL	VOTE %	Absentee	Early Voting	Election Day
Mark V. Goloby	3	15.79%	0	1	2
Glenn Hegar	16	84.21%	1	7	8
Total Votes Cast	19	100.00%	1	8	10
Overvotes	0		0	0	0
Undervotes	5		1	1	3

### REP Comm General Land Office

Vote For 1

	TOTAL	VOTE %	Absentee	Early Voting	Election Day
Dawn Buckingham	13	61.90%	2	5	6
Don W. Minton	3	14.29%	0	2	1
Ben Armenta	0	0.00%	0	0	0
Rufus Lopez	2	9.52%	0	0	2
Tim Westley	1	4.76%	0	1	0
Jon Spiers	1	4.76%	0	0	1
Victor Avila	1	4.76%	0	0	1
Weston Martinez	0	0.00%	0	0	0
Total Votes Cast	21	100.00%	2	8	11
Overvotes	0		0	0	0
Undervotes	3		0	1	2

### REP Commissioner of Agriculture

Vote For 1

	TOTAL	VOTE %	Absentee	Early Voting	Election Day
Sid Miller	10	47.62%	1	4	5
James White	9	42.86%	0	4	5
Carey A. Council	2	9.52%	0	0	2
Total Votes Cast	21	100.00%	1	8	12
Overvotes	0		0	0	0
Undervotes	3		1	1	1

## Precinct 0076

### REP Railroad Commissioner

Vote For 1

	TOTAL	VOTE %	Absentee	Early Voting	Election Day
Tom Slocum Jr	3	15.00%	0	1	2
Marvin "Sarge" Summers	2	10.00%	0	0	2
Sarah Stogner	4	20.00%	0	2	2
Dawayne Tipton	2	10.00%	1	1	0
Wayne Christian	9	45.00%	0	4	5
<b>Total Votes Cast</b>	<b>20</b>	<b>100.00%</b>	<b>1</b>	<b>8</b>	<b>11</b>
Overvotes	0		0	0	0
Undervotes	4		1	1	2

### REP Justice, Supreme Court, PI 3

Vote For 1

	TOTAL	VOTE %	Absentee	Early Voting	Election Day
Debra Lehrmann	16	100.00%	1	7	8
<b>Total Votes Cast</b>	<b>16</b>	<b>100.00%</b>	<b>1</b>	<b>7</b>	<b>8</b>
Overvotes	0		0	0	0
Undervotes	8		1	2	5

### REP Justice, Supreme Court, PI 5

Vote For 1

	TOTAL	VOTE %	Absentee	Early Voting	Election Day
Rebeca Huddle	17	100.00%	1	7	9
<b>Total Votes Cast</b>	<b>17</b>	<b>100.00%</b>	<b>1</b>	<b>7</b>	<b>9</b>
Overvotes	0		0	0	0
Undervotes	7		1	2	4

### REP Justice, Supreme Court, PI 9

Vote For 1

	TOTAL	VOTE %	Absentee	Early Voting	Election Day
David J. Schenck	10	52.63%	0	5	5
Evan Young	9	47.37%	1	3	5
<b>Total Votes Cast</b>	<b>19</b>	<b>100.00%</b>	<b>1</b>	<b>8</b>	<b>10</b>
Overvotes	0		0	0	0
Undervotes	5		1	1	3

### REP Judge, Ct of Crim App, PI 2

Vote For 1

	TOTAL	VOTE %	Absentee	Early Voting	Election Day
Mary Lou Keel	18	100.00%	1	7	10
<b>Total Votes Cast</b>	<b>18</b>	<b>100.00%</b>	<b>1</b>	<b>7</b>	<b>10</b>
Overvotes	0		0	0	0
Undervotes	6		1	2	3

## Precinct 0076

### REP Judge, Ct of Crim App, PI 5

Vote For 1

	TOTAL	VOTE %		Absentee	Early Voting	Election Day
Clint Morgan	13	68.42%	<div style="width: 68.42%;"><div style="width: 68.42%;"></div></div>	0	4	9
Scott Walker	6	31.58%	<div style="width: 31.58%;"><div style="width: 31.58%;"></div></div>	1	4	1
Total Votes Cast	19	100.00%	<div style="width: 100.00%;"><div style="width: 100.00%;"></div></div>	1	8	10
Overvotes	0			0	0	0
Undervotes	5			1	1	3

### REP Judge, Ct of Crim App, PI 6

Vote For 1

	TOTAL	VOTE %		Absentee	Early Voting	Election Day
Jesse F. McClure, III	18	100.00%	<div style="width: 100.00%;"><div style="width: 100.00%;"></div></div>	1	8	9
Total Votes Cast	18	100.00%	<div style="width: 100.00%;"><div style="width: 100.00%;"></div></div>	1	8	9
Overvotes	0			0	0	0
Undervotes	6			1	1	4

### REP Member, State BoE, Dist 9

Vote For 1

	TOTAL	VOTE %		Absentee	Early Voting	Election Day
Keven M. Ellis	18	100.00%	<div style="width: 100.00%;"><div style="width: 100.00%;"></div></div>	1	8	9
Total Votes Cast	18	100.00%	<div style="width: 100.00%;"><div style="width: 100.00%;"></div></div>	1	8	9
Overvotes	0			0	0	0
Undervotes	6			1	1	4

### REP State Senator, Dist 1

Vote For 1

	TOTAL	VOTE %		Absentee	Early Voting	Election Day
Bryan Hughes	18	100.00%	<div style="width: 100.00%;"><div style="width: 100.00%;"></div></div>	1	8	9
Total Votes Cast	18	100.00%	<div style="width: 100.00%;"><div style="width: 100.00%;"></div></div>	1	8	9
Overvotes	0			0	0	0
Undervotes	6			1	1	4

### REP State Rep, Dist 6

Vote For 1

	TOTAL	VOTE %		Absentee	Early Voting	Election Day
Matt Schaefer	21	95.45%	<div style="width: 95.45%;"><div style="width: 95.45%;"></div></div>	2	8	11
Charles Turner	1	4.55%	<div style="width: 4.55%;"><div style="width: 4.55%;"></div></div>	0	1	0
Total Votes Cast	22	100.00%	<div style="width: 100.00%;"><div style="width: 100.00%;"></div></div>	2	9	11
Overvotes	0			0	0	0
Undervotes	2			0	0	2

## Precinct 0076

### REP Justice, 12th Ct of App Dist, PI 2

Vote For 1

	TOTAL	VOTE %	Absentee	Early Voting	Election Day
Brian Hoyle	16	100.00%	1	8	7
Total Votes Cast	16	100.00%	1	8	7
Overvotes	0		0	0	0
Undervotes	8		1	1	6

### REP Dist Judge, 241st Judicial Dist

Vote For 1

	TOTAL	VOTE %	Absentee	Early Voting	Election Day
Debby Gunter	18	100.00%	1	8	9
Total Votes Cast	18	100.00%	1	8	9
Overvotes	0		0	0	0
Undervotes	6		1	1	4

### REP Dist Judge, 321st Judicial Dist

Vote For 1

	TOTAL	VOTE %	Absentee	Early Voting	Election Day
Robert Wilson	16	100.00%	1	7	8
Total Votes Cast	16	100.00%	1	7	8
Overvotes	0		0	0	0
Undervotes	8		1	2	5

### REP Criminal District Attorney

Vote For 1

	TOTAL	VOTE %	Absentee	Early Voting	Election Day
Jacob Putman	18	100.00%	1	7	10
Total Votes Cast	18	100.00%	1	7	10
Overvotes	0		0	0	0
Undervotes	6		1	2	3

### REP County Judge

Vote For 1

	TOTAL	VOTE %	Absentee	Early Voting	Election Day
Neal Franklin	16	100.00%	1	8	7
Total Votes Cast	16	100.00%	1	8	7
Overvotes	0		0	0	0
Undervotes	8		1	1	6

### REP Judge, County Court at Law No. 1

Vote For 1

	TOTAL	VOTE %	Absentee	Early Voting	Election Day
Jason Ellis	16	100.00%	1	8	7
Total Votes Cast	16	100.00%	1	8	7
Overvotes	0		0	0	0
Undervotes	8		1	1	6

## Precinct 0076

### REP Judge, County Court at Law No. 2

Vote For 1

	TOTAL	VOTE %		Absentee	Early Voting	Election Day
Taylor Heaton	17	100.00%	<div style="width: 100%; height: 10px; background-color: #ffc107;"></div>	1	8	8
Total Votes Cast	17	100.00%	<div style="width: 100%; height: 10px; background-color: #ffc107;"></div>	1	8	8
Overvotes	0			0	0	0
Undervotes	7			1	1	5

### REP Judge, County Court at Law No. 3

Vote For 1

	TOTAL	VOTE %		Absentee	Early Voting	Election Day
Sara Maynard	9	47.37%	<div style="width: 47.37%; height: 10px; background-color: #ffc107;"></div>	0	4	5
Trevor M. Rose	4	21.05%	<div style="width: 21.05%; height: 10px; background-color: #ffc107;"></div>	1	0	3
Clay White	6	31.58%	<div style="width: 31.58%; height: 10px; background-color: #ffc107;"></div>	0	3	3
Total Votes Cast	19	100.00%	<div style="width: 100%; height: 10px; background-color: #ffc107;"></div>	1	7	11
Overvotes	0			0	0	0
Undervotes	5			1	2	2

### REP District Clerk

Vote For 1

	TOTAL	VOTE %		Absentee	Early Voting	Election Day
Penny Clarkston	16	100.00%	<div style="width: 100%; height: 10px; background-color: #ffc107;"></div>	1	7	8
Total Votes Cast	16	100.00%	<div style="width: 100%; height: 10px; background-color: #ffc107;"></div>	1	7	8
Overvotes	0			0	0	0
Undervotes	8			1	2	5

### REP County Clerk

Vote For 1

	TOTAL	VOTE %		Absentee	Early Voting	Election Day
Karen Bryant Phillips	16	100.00%	<div style="width: 100%; height: 10px; background-color: #ffc107;"></div>	1	7	8
Total Votes Cast	16	100.00%	<div style="width: 100%; height: 10px; background-color: #ffc107;"></div>	1	7	8
Overvotes	0			0	0	0
Undervotes	8			1	2	5

### REP County Treasurer

Vote For 1

	TOTAL	VOTE %		Absentee	Early Voting	Election Day
Kelli R. White	16	84.21%	<div style="width: 84.21%; height: 10px; background-color: #ffc107;"></div>	1	6	9
Jamie Boersma	3	15.79%	<div style="width: 15.79%; height: 10px; background-color: #ffc107;"></div>	0	1	2
Total Votes Cast	19	100.00%	<div style="width: 100%; height: 10px; background-color: #ffc107;"></div>	1	7	11
Overvotes	0			0	0	0
Undervotes	5			1	2	2



## Precinct 0076

### REP County Chair

Vote For 1

	TOTAL	VOTE %		Absentee	Early Voting	Election Day
David Stein	15	100.00%	<div style="width: 100%; height: 10px; background-color: #ffc107;"></div>	1	7	7
Total Votes Cast	15	100.00%	<div style="width: 100%; height: 10px; background-color: #ffc107;"></div>	1	7	7
Overvotes	0			0	0	0
Undervotes	9			1	2	6

### REP Proposition 1

Vote For 1

	TOTAL	VOTE %		Absentee	Early Voting	Election Day
YES	22	100.00%	<div style="width: 100%; height: 10px; background-color: #ffc107;"></div>	2	7	13
NO	0	0.00%	<div style="width: 0%; height: 10px; background-color: #6c757d;"></div>	0	0	0
Total Votes Cast	22	100.00%	<div style="width: 100%; height: 10px; background-color: #ffc107;"></div>	2	7	13
Overvotes	0			0	0	0
Undervotes	2			0	2	0

### REP Proposition 2

Vote For 1

	TOTAL	VOTE %		Absentee	Early Voting	Election Day
YES	18	81.82%	<div style="width: 81.82%; height: 10px; background-color: #ffc107;"></div>	1	6	11
NO	4	18.18%	<div style="width: 18.18%; height: 10px; background-color: #6c757d;"></div>	1	1	2
Total Votes Cast	22	100.00%	<div style="width: 100%; height: 10px; background-color: #ffc107;"></div>	2	7	13
Overvotes	0			0	0	0
Undervotes	2			0	2	0

### REP Proposition 3

Vote For 1

	TOTAL	VOTE %		Absentee	Early Voting	Election Day
YES	20	86.96%	<div style="width: 86.96%; height: 10px; background-color: #ffc107;"></div>	2	8	10
NO	3	13.04%	<div style="width: 13.04%; height: 10px; background-color: #6c757d;"></div>	0	0	3
Total Votes Cast	23	100.00%	<div style="width: 100%; height: 10px; background-color: #ffc107;"></div>	2	8	13
Overvotes	0			0	0	0
Undervotes	1			0	1	0

### REP Proposition 4

Vote For 1

	TOTAL	VOTE %		Absentee	Early Voting	Election Day
YES	20	86.96%	<div style="width: 86.96%; height: 10px; background-color: #ffc107;"></div>	2	7	11
NO	3	13.04%	<div style="width: 13.04%; height: 10px; background-color: #6c757d;"></div>	0	1	2
Total Votes Cast	23	100.00%	<div style="width: 100%; height: 10px; background-color: #ffc107;"></div>	2	8	13
Overvotes	0			0	0	0
Undervotes	1			0	1	0

## Precinct 0076

### REP Proposition 5

Vote For 1

	TOTAL	VOTE %	Absentee	Early Voting	Election Day
YES	19	82.61%	2	7	10
NO	4	17.39%	0	1	3
Total Votes Cast	23	100.00%	2	8	13
Overvotes	0		0	0	0
Undervotes	1		0	1	0

### REP Proposition 6

Vote For 1

	TOTAL	VOTE %	Absentee	Early Voting	Election Day
YES	20	86.96%	2	7	11
NO	3	13.04%	0	1	2
Total Votes Cast	23	100.00%	2	8	13
Overvotes	0		0	0	0
Undervotes	1		0	1	0

### REP Proposition 7

Vote For 1

	TOTAL	VOTE %	Absentee	Early Voting	Election Day
YES	22	95.65%	2	8	12
NO	1	4.35%	0	0	1
Total Votes Cast	23	100.00%	2	8	13
Overvotes	0		0	0	0
Undervotes	1		0	1	0

### REP Proposition 8

Vote For 1

	TOTAL	VOTE %	Absentee	Early Voting	Election Day
YES	21	91.30%	2	8	11
NO	2	8.70%	0	0	2
Total Votes Cast	23	100.00%	2	8	13
Overvotes	0		0	0	0
Undervotes	1		0	1	0

### REP Proposition 9

Vote For 1




	TOTAL	VOTE %	Absentee	Early Voting	Election Day
YES	21	91.30%	1	8	12
NO	2	8.70%	1	0	1
Total Votes Cast	23	100.00%	2	8	13
Overvotes	0		0	0	0
Undervotes	1		0	1	0

## Precinct 0076

---

### REP Proposition 10

Vote For 1

	TOTAL	VOTE %		Absentee	Early Voting	Election Day
YES	23	100.00%		2	8	13
NO	0	0.00%		0	0	0
Total Votes Cast	23	100.00%		2	8	13
Overvotes	0			0	0	0
Undervotes	1			0	1	0

## Precinct 0077

### Statistics

	TOTAL	Absentee	Early Voting	Election Day
Registered Voters - Total	702			
Ballots Cast - Total	148	6	86	56
Ballots Cast - Republican Party	108	3	61	44
Ballots Cast - Democratic Party	40	3	25	12
Ballots Cast - Blank	0	0	0	0
Voter Turnout - Total	21.08%			

### REP US Rep, District 1

Vote For 1

	TOTAL	VOTE %	Absentee	Early Voting	Election Day
Aditya "A.D." Atholi	5	4.81%	0	5	0
John Porro	5	4.81%	0	2	3
Nathaniel Moran	86	82.69%	3	45	38
Joe McDaniel	8	7.69%	0	6	2
Total Votes Cast	104	100.00%	3	58	43
Overvotes	0		0	0	0
Undervotes	4		0	3	1

### REP Governor

Vote For 1

	TOTAL	VOTE %	Absentee	Early Voting	Election Day
Danny Harrison	0	0.00%	0	0	0
Chad Prather	3	2.80%	0	2	1
Paul Belew	1	0.93%	0	0	1
Rick Perry	2	1.87%	0	1	1
Don Huffines	15	14.02%	0	6	9
Allen B. West	18	16.82%	0	9	9
Greg Abbott	65	60.75%	3	40	22
Kandy Kaye Horn	3	2.80%	0	3	0
Total Votes Cast	107	100.00%	3	61	43
Overvotes	0		0	0	0
Undervotes	1		0	0	1

### REP Lieutenant Governor

Vote For 1

	TOTAL	VOTE %	Absentee	Early Voting	Election Day
Daniel Miller	11	10.89%	0	6	5
Dan Patrick	72	71.29%	3	39	30
Todd M. Bullis	0	0.00%	0	0	0
Trayce Bradford	11	10.89%	0	7	4
Aaron Sorrells	3	2.97%	0	1	2
Zach Vance	4	3.96%	0	2	2
Total Votes Cast	101	100.00%	3	55	43
Overvotes	0		0	0	0
Undervotes	7		0	6	1

## Precinct 0077

### REP Attorney General

Vote For 1

	TOTAL	VOTE %	Absentee	Early Voting	Election Day
George P. Bush	12	11.22%	0	10	2
Louie Gohmert	64	59.81%	3	31	30
Ken Paxton	19	17.76%	0	9	10
Eva Guzman	12	11.22%	0	10	2
Total Votes Cast	107	100.00%	3	60	44
Overvotes	0		0	0	0
Undervotes	1		0	1	0

### REP Comptroller of Public Accounts

Vote For 1

	TOTAL	VOTE %	Absentee	Early Voting	Election Day
Mark V. Goloby	18	22.22%	0	11	7
Glenn Hegar	63	77.78%	3	31	29
Total Votes Cast	81	100.00%	3	42	36
Overvotes	0		0	0	0
Undervotes	27		0	19	8

### REP Comm General Land Office

Vote For 1

	TOTAL	VOTE %	Absentee	Early Voting	Election Day
Dawn Buckingham	29	34.94%	1	18	10
Don W. Minton	15	18.07%	0	9	6
Ben Armenta	0	0.00%	0	0	0
Rufus Lopez	0	0.00%	0	0	0
Tim Westley	5	6.02%	0	3	2
Jon Spiers	25	30.12%	1	15	9
Victor Avila	5	6.02%	0	0	5
Weston Martinez	4	4.82%	0	3	1
Total Votes Cast	83	100.00%	2	48	33
Overvotes	0		0	0	0
Undervotes	25		1	13	11

### REP Commissioner of Agriculture

Vote For 1

	TOTAL	VOTE %	Absentee	Early Voting	Election Day
Sid Miller	43	53.09%	0	21	22
James White	36	44.44%	0	28	8
Carey A. Council	2	2.47%	0	2	0
Total Votes Cast	81	100.00%	0	51	30
Overvotes	0		0	0	0
Undervotes	27		3	10	14

## Precinct 0077

### REP Railroad Commissioner

Vote For 1

	TOTAL	VOTE %	Absentee	Early Voting	Election Day
Tom Slocum Jr	8	10.00%	0	3	5
Marvin "Sarge" Summers	4	5.00%	0	3	1
Sarah Stogner	8	10.00%	0	5	3
Dawayne Tipton	4	5.00%	0	3	1
Wayne Christian	56	70.00%	1	34	21
Total Votes Cast	80	100.00%	1	48	31
Overvotes	0		0	0	0
Undervotes	28		2	13	13

### REP Justice, Supreme Court, PI 3

Vote For 1

	TOTAL	VOTE %	Absentee	Early Voting	Election Day
Debra Lehrmann	70	100.00%	3	40	27
Total Votes Cast	70	100.00%	3	40	27
Overvotes	0		0	0	0
Undervotes	38		0	21	17

### REP Justice, Supreme Court, PI 5

Vote For 1

	TOTAL	VOTE %	Absentee	Early Voting	Election Day
Rebeca Huddle	70	100.00%	3	39	28
Total Votes Cast	70	100.00%	3	39	28
Overvotes	0		0	0	0
Undervotes	38		0	22	16

### REP Justice, Supreme Court, PI 9

Vote For 1

	TOTAL	VOTE %	Absentee	Early Voting	Election Day
David J. Schenck	43	59.72%	1	22	20
Evan Young	29	40.28%	0	18	11
Total Votes Cast	72	100.00%	1	40	31
Overvotes	0		0	0	0
Undervotes	36		2	21	13

### REP Judge, Ct of Crim App, PI 2

Vote For 1

	TOTAL	VOTE %	Absentee	Early Voting	Election Day
Mary Lou Keel	65	100.00%	3	38	24
Total Votes Cast	65	100.00%	3	38	24
Overvotes	0		0	0	0
Undervotes	43		0	23	20

## Precinct 0077

### REP Judge, Ct of Crim App, PI 5

Vote For 1

	TOTAL	VOTE %		Absentee	Early Voting	Election Day
Clint Morgan	45	60.00%	<div style="width: 60%;"><div style="width: 60%;"></div></div>	1	21	23
Scott Walker	30	40.00%	<div style="width: 40%;"><div style="width: 40%;"></div></div>	1	20	9
Total Votes Cast	75	100.00%	<div style="width: 100%;"><div style="width: 100%;"></div></div>	2	41	32
Overvotes	0			0	0	0
Undervotes	33			1	20	12

### REP Judge, Ct of Crim App, PI 6

Vote For 1

	TOTAL	VOTE %		Absentee	Early Voting	Election Day
Jesse F. McClure, III	68	100.00%	<div style="width: 100%;"><div style="width: 100%;"></div></div>	3	40	25
Total Votes Cast	68	100.00%	<div style="width: 100%;"><div style="width: 100%;"></div></div>	3	40	25
Overvotes	0			0	0	0
Undervotes	40			0	21	19

### REP Member, State BoE, Dist 9

Vote For 1

	TOTAL	VOTE %		Absentee	Early Voting	Election Day
Keven M. Ellis	73	100.00%	<div style="width: 100%;"><div style="width: 100%;"></div></div>	3	42	28
Total Votes Cast	73	100.00%	<div style="width: 100%;"><div style="width: 100%;"></div></div>	3	42	28
Overvotes	0			0	0	0
Undervotes	35			0	19	16

### REP State Senator, Dist 1

Vote For 1

	TOTAL	VOTE %		Absentee	Early Voting	Election Day
Bryan Hughes	83	100.00%	<div style="width: 100%;"><div style="width: 100%;"></div></div>	3	46	34
Total Votes Cast	83	100.00%	<div style="width: 100%;"><div style="width: 100%;"></div></div>	3	46	34
Overvotes	0			0	0	0
Undervotes	25			0	15	10

### REP State Rep, Dist 6

Vote For 1

	TOTAL	VOTE %		Absentee	Early Voting	Election Day
Matt Schaefer	88	88.00%	<div style="width: 88%;"><div style="width: 88%;"></div></div>	3	45	40
Charles Turner	12	12.00%	<div style="width: 12%;"><div style="width: 12%;"></div></div>	0	10	2
Total Votes Cast	100	100.00%	<div style="width: 100%;"><div style="width: 100%;"></div></div>	3	55	42
Overvotes	0			0	0	0
Undervotes	8			0	6	2

## Precinct 0077

### REP Justice, 12th Ct of App Dist, PI 2

Vote For 1

	TOTAL	VOTE %	Absentee	Early Voting	Election Day
Brian Hoyle	68	100.00%	2	41	25
Total Votes Cast	68	100.00%	2	41	25
Overvotes	0		0	0	0
Undervotes	40		1	20	19

### REP Dist Judge, 241st Judicial Dist

Vote For 1

	TOTAL	VOTE %	Absentee	Early Voting	Election Day
Debby Gunter	67	100.00%	3	40	24
Total Votes Cast	67	100.00%	3	40	24
Overvotes	0		0	0	0
Undervotes	41		0	21	20

### REP Dist Judge, 321st Judicial Dist

Vote For 1

	TOTAL	VOTE %	Absentee	Early Voting	Election Day
Robert Wilson	73	100.00%	3	45	25
Total Votes Cast	73	100.00%	3	45	25
Overvotes	0		0	0	0
Undervotes	35		0	16	19

### REP Criminal District Attorney

Vote For 1

	TOTAL	VOTE %	Absentee	Early Voting	Election Day
Jacob Putman	71	100.00%	3	43	25
Total Votes Cast	71	100.00%	3	43	25
Overvotes	0		0	0	0
Undervotes	37		0	18	19

### REP County Judge

Vote For 1

	TOTAL	VOTE %	Absentee	Early Voting	Election Day
Neal Franklin	76	100.00%	3	46	27
Total Votes Cast	76	100.00%	3	46	27
Overvotes	0		0	0	0
Undervotes	32		0	15	17

### REP Judge, County Court at Law No. 1

Vote For 1

	TOTAL	VOTE %	Absentee	Early Voting	Election Day
Jason Ellis	73	100.00%	3	44	26
Total Votes Cast	73	100.00%	3	44	26
Overvotes	0		0	0	0
Undervotes	35		0	17	18



## Precinct 0077

### REP Judge, County Court at Law No. 2

Vote For 1

	TOTAL	VOTE %		Absentee	Early Voting	Election Day
Taylor Heaton	69	100.00%	<div style="width: 100%; height: 10px; background-color: #ffc107;"></div>	3	41	25
Total Votes Cast	69	100.00%	<div style="width: 100%; height: 10px; background-color: #ffc107;"></div>	3	41	25
Overvotes	0			0	0	0
Undervotes	39			0	20	19

### REP Judge, County Court at Law No. 3

Vote For 1

	TOTAL	VOTE %		Absentee	Early Voting	Election Day
Sara Maynard	38	43.18%	<div style="width: 43.18%; height: 10px; background-color: #ffc107;"></div>	2	21	15
Trevor M. Rose	3	3.41%	<div style="width: 3.41%; height: 10px; background-color: #ffc107;"></div>	0	3	0
Clay White	47	53.41%	<div style="width: 53.41%; height: 10px; background-color: #ffc107;"></div>	0	28	19
Total Votes Cast	88	100.00%	<div style="width: 100%; height: 10px; background-color: #ffc107;"></div>	2	52	34
Overvotes	0			0	0	0
Undervotes	20			1	9	10

### REP District Clerk

Vote For 1

	TOTAL	VOTE %		Absentee	Early Voting	Election Day
Penny Clarkston	72	100.00%	<div style="width: 100%; height: 10px; background-color: #ffc107;"></div>	3	42	27
Total Votes Cast	72	100.00%	<div style="width: 100%; height: 10px; background-color: #ffc107;"></div>	3	42	27
Overvotes	0			0	0	0
Undervotes	36			0	19	17

### REP County Clerk

Vote For 1

	TOTAL	VOTE %		Absentee	Early Voting	Election Day
Karen Bryant Phillips	72	100.00%	<div style="width: 100%; height: 10px; background-color: #ffc107;"></div>	3	43	26
Total Votes Cast	72	100.00%	<div style="width: 100%; height: 10px; background-color: #ffc107;"></div>	3	43	26
Overvotes	0			0	0	0
Undervotes	36			0	18	18

### REP County Treasurer

Vote For 1

	TOTAL	VOTE %		Absentee	Early Voting	Election Day
Kelli R. White	50	76.92%	<div style="width: 76.92%; height: 10px; background-color: #ffc107;"></div>	1	32	17
Jamie Boersma	15	23.08%	<div style="width: 23.08%; height: 10px; background-color: #ffc107;"></div>	0	9	6
Total Votes Cast	65	100.00%	<div style="width: 100%; height: 10px; background-color: #ffc107;"></div>	1	41	23
Overvotes	0			0	0	0
Undervotes	43			2	20	21

## Precinct 0077

### REP JOP Pct 2

Vote For 1

	TOTAL	VOTE %	Absentee	Early Voting	Election Day
Andy Dunklin	68	100.00%	3	40	25
Total Votes Cast	68	100.00%	3	40	25
Overvotes	0		0	0	0
Undervotes	40		0	21	19

### REP Constable Precinct No. 2

Vote For 1

	TOTAL	VOTE %	Absentee	Early Voting	Election Day
Deal Folmar	9	11.69%	0	3	6
Wayne Allen	40	51.95%	2	22	16
Chris Roberts	28	36.36%	0	19	9
Total Votes Cast	77	100.00%	2	44	31
Overvotes	0		0	0	0
Undervotes	31		1	17	13

### REP County Chair

Vote For 1

	TOTAL	VOTE %	Absentee	Early Voting	Election Day
David Stein	69	100.00%	3	41	25
Total Votes Cast	69	100.00%	3	41	25
Overvotes	0		0	0	0
Undervotes	39		0	20	19

### REP Proposition 1

Vote For 1

	TOTAL	VOTE %	Absentee	Early Voting	Election Day
YES	97	93.27%	3	53	41
NO	7	6.73%	0	5	2
Total Votes Cast	104	100.00%	3	58	43
Overvotes	0		0	0	0
Undervotes	4		0	3	1

### REP Proposition 2

Vote For 1

	TOTAL	VOTE %	Absentee	Early Voting	Election Day
YES	78	77.23%	2	42	34
NO	23	22.77%	1	15	7
Total Votes Cast	101	100.00%	3	57	41
Overvotes	0		0	0	0
Undervotes	7		0	4	3

## Precinct 0077

### REP Proposition 3

Vote For 1

	TOTAL	VOTE %		Absentee	Early Voting	Election Day
YES	92	87.62%	<div style="width: 87.62%;"><div style="width: 87.62%;"></div></div>	3	50	39
NO	13	12.38%	<div style="width: 12.38%;"><div style="width: 12.38%;"></div></div>	0	9	4
Total Votes Cast	105	100.00%	<div style="width: 100.00%;"><div style="width: 100.00%;"></div></div>	3	59	43
Overvotes	0			0	0	0
Undervotes	3			0	2	1

### REP Proposition 4

Vote For 1

	TOTAL	VOTE %		Absentee	Early Voting	Election Day
YES	95	90.48%	<div style="width: 90.48%;"><div style="width: 90.48%;"></div></div>	3	51	41
NO	10	9.52%	<div style="width: 9.52%;"><div style="width: 9.52%;"></div></div>	0	7	3
Total Votes Cast	105	100.00%	<div style="width: 100.00%;"><div style="width: 100.00%;"></div></div>	3	58	44
Overvotes	0			0	0	0
Undervotes	3			0	3	0

### REP Proposition 5

Vote For 1

	TOTAL	VOTE %		Absentee	Early Voting	Election Day
YES	88	84.62%	<div style="width: 84.62%;"><div style="width: 84.62%;"></div></div>	3	46	39
NO	16	15.38%	<div style="width: 15.38%;"><div style="width: 15.38%;"></div></div>	0	12	4
Total Votes Cast	104	100.00%	<div style="width: 100.00%;"><div style="width: 100.00%;"></div></div>	3	58	43
Overvotes	0			0	0	0
Undervotes	4			0	3	1

### REP Proposition 6

Vote For 1

	TOTAL	VOTE %		Absentee	Early Voting	Election Day
YES	80	77.67%	<div style="width: 77.67%;"><div style="width: 77.67%;"></div></div>	2	42	36
NO	23	22.33%	<div style="width: 22.33%;"><div style="width: 22.33%;"></div></div>	1	15	7
Total Votes Cast	103	100.00%	<div style="width: 100.00%;"><div style="width: 100.00%;"></div></div>	3	57	43
Overvotes	0			0	0	0
Undervotes	5			0	4	1

### REP Proposition 7




Vote For 1

	TOTAL	VOTE %		Absentee	Early Voting	Election Day
YES	101	95.28%	<div style="width: 95.28%;"><div style="width: 95.28%;"></div></div>	3	56	42
NO	5	4.72%	<div style="width: 4.72%;"><div style="width: 4.72%;"></div></div>	0	3	2
Total Votes Cast	106	100.00%	<div style="width: 100.00%;"><div style="width: 100.00%;"></div></div>	3	59	44
Overvotes	0			0	0	0
Undervotes	2			0	2	0

## Precinct 0077




### REP Proposition 8

Vote For 1

	TOTAL	VOTE %		Absentee	Early Voting	Election Day
YES	96	90.57%		2	54	40
NO	10	9.43%		1	6	3
Total Votes Cast	106	100.00%		3	60	43
Overvotes	0			0	0	0
Undervotes	2			0	1	1




### REP Proposition 9

Vote For 1

	TOTAL	VOTE %		Absentee	Early Voting	Election Day
YES	97	92.38%		3	55	39
NO	8	7.62%		0	4	4
Total Votes Cast	105	100.00%		3	59	43
Overvotes	0			0	0	0
Undervotes	3			0	2	1

### REP Proposition 10

Vote For 1

	TOTAL	VOTE %		Absentee	Early Voting	Election Day
YES	101	96.19%		3	56	42
NO	4	3.81%		0	3	1
Total Votes Cast	105	100.00%		3	59	43
Overvotes	0			0	0	0
Undervotes	3			0	2	1

## Precinct 0079

Statistics	TOTAL	Absentee	Early Voting	Election Day
Registered Voters - Total	3,904			
Ballots Cast - Total	988	24	488	476
Ballots Cast - Republican Party	855	13	428	414
Ballots Cast - Democratic Party	133	11	60	62
Ballots Cast - Blank	0	0	0	0
Voter Turnout - Total	25.31%			

### REP US Rep, District 1

Vote For 1

	TOTAL	VOTE %	Absentee	Early Voting	Election Day
Aditya "A.D." Atholi	30	3.76%	2	10	18
John Porro	29	3.63%	1	14	14
Nathaniel Moran	668	83.71%	10	344	314
Joe McDaniel	71	8.90%	0	32	39
Total Votes Cast	798	100.00%	13	400	385
Overvotes	0		0	0	0
Undervotes	57		0	28	29

### REP Governor

Vote For 1

	TOTAL	VOTE %	Absentee	Early Voting	Election Day
Danny Harrison	2	0.24%	0	2	0
Chad Prather	48	5.66%	0	20	28
Paul Belew	0	0.00%	0	0	0
Rick Perry	13	1.53%	0	7	6
Don Huffines	67	7.90%	2	29	36
Allen B. West	156	18.40%	1	71	84
Greg Abbott	557	65.68%	10	292	255
Kandy Kaye Horn	5	0.59%	0	3	2
Total Votes Cast	848	100.00%	13	424	411
Overvotes	0		0	0	0
Undervotes	7		0	4	3

### REP Lieutenant Governor

Vote For 1

	TOTAL	VOTE %	Absentee	Early Voting	Election Day
Daniel Miller	82	10.43%	2	37	43
Dan Patrick	576	73.28%	10	304	262
Todd M. Bullis	10	1.27%	0	2	8
Trayce Bradford	85	10.81%	0	40	45
Aaron Sorrells	19	2.42%	1	10	8
Zach Vance	14	1.78%	0	8	6
Total Votes Cast	786	100.00%	13	401	372
Overvotes	0		0	0	0
Undervotes	69		0	27	42

## Precinct 0079

### REP Attorney General

Vote For 1

	TOTAL	VOTE %		Absentee	Early Voting	Election Day
George P. Bush	70	8.26%	<div style="width: 8.26%; background-color: #ffc107;"></div>	2	31	37
Louie Gohmert	559	66.00%	<div style="width: 66.00%; background-color: #ffc107;"></div>	8	275	276
Ken Paxton	179	21.13%	<div style="width: 21.13%; background-color: #ffc107;"></div>	2	98	79
Eva Guzman	39	4.60%	<div style="width: 4.60%; background-color: #ffc107;"></div>	0	22	17
Total Votes Cast	847	100.00%	<div style="width: 100.00%; background-color: #ffc107;"></div>	12	426	409
Overvotes	1			1	0	0
Undervotes	7			0	2	5

### REP Comptroller of Public Accounts

Vote For 1

	TOTAL	VOTE %		Absentee	Early Voting	Election Day
Mark V. Goloby	139	21.25%	<div style="width: 21.25%; background-color: #ffc107;"></div>	2	67	70
Glenn Hegar	515	78.75%	<div style="width: 78.75%; background-color: #ffc107;"></div>	9	265	241
Total Votes Cast	654	100.00%	<div style="width: 100.00%; background-color: #ffc107;"></div>	11	332	311
Overvotes	0			0	0	0
Undervotes	201			2	96	103

### REP Comm General Land Office

Vote For 1

	TOTAL	VOTE %		Absentee	Early Voting	Election Day
Dawn Buckingham	182	31.01%	<div style="width: 31.01%; background-color: #ffc107;"></div>	7	99	76
Don W. Minton	113	19.25%	<div style="width: 19.25%; background-color: #ffc107;"></div>	4	59	50
Ben Armenta	12	2.04%	<div style="width: 2.04%; background-color: #ffc107;"></div>	0	4	8
Rufus Lopez	13	2.21%	<div style="width: 2.21%; background-color: #ffc107;"></div>	0	5	8
Tim Westley	62	10.56%	<div style="width: 10.56%; background-color: #ffc107;"></div>	0	33	29
Jon Spiers	170	28.96%	<div style="width: 28.96%; background-color: #ffc107;"></div>	2	77	91
Victor Avila	21	3.58%	<div style="width: 3.58%; background-color: #ffc107;"></div>	0	13	8
Weston Martinez	14	2.38%	<div style="width: 2.38%; background-color: #ffc107;"></div>	0	7	7
Total Votes Cast	587	100.00%	<div style="width: 100.00%; background-color: #ffc107;"></div>	13	297	277
Overvotes	0			0	0	0
Undervotes	268			0	131	137

### REP Commissioner of Agriculture

Vote For 1

	TOTAL	VOTE %		Absentee	Early Voting	Election Day
Sid Miller	357	55.52%	<div style="width: 55.52%; background-color: #ffc107;"></div>	4	180	173
James White	246	38.26%	<div style="width: 38.26%; background-color: #ffc107;"></div>	8	122	116
Carey A. Council	40	6.22%	<div style="width: 6.22%; background-color: #ffc107;"></div>	1	19	20
Total Votes Cast	643	100.00%	<div style="width: 100.00%; background-color: #ffc107;"></div>	13	321	309
Overvotes	0			0	0	0
Undervotes	212			0	107	105

## Precinct 0079

### REP Railroad Commissioner

Vote For 1

	TOTAL	VOTE %	Absentee	Early Voting	Election Day
Tom Slocum Jr	133	20.81%	5	70	58
Marvin "Sarge" Summers	63	9.86%	1	29	33
Sarah Stogner	65	10.17%	1	25	39
Dawayne Tipton	46	7.20%	1	24	21
Wayne Christian	332	51.96%	3	178	151
Total Votes Cast	639	100.00%	11	326	302
Overvotes	0		0	0	0
Undervotes	216		2	102	112

### REP Justice, Supreme Court, PI 3

Vote For 1

	TOTAL	VOTE %	Absentee	Early Voting	Election Day
Debra Lehrmann	588	100.00%	11	295	282
Total Votes Cast	588	100.00%	11	295	282
Overvotes	0		0	0	0
Undervotes	267		2	133	132

### REP Justice, Supreme Court, PI 5

Vote For 1

	TOTAL	VOTE %	Absentee	Early Voting	Election Day
Rebeca Huddle	587	100.00%	11	298	278
Total Votes Cast	587	100.00%	11	298	278
Overvotes	0		0	0	0
Undervotes	268		2	130	136

### REP Justice, Supreme Court, PI 9

Vote For 1

	TOTAL	VOTE %	Absentee	Early Voting	Election Day
David J. Schenck	366	62.67%	7	198	161
Evan Young	218	37.33%	4	103	111
Total Votes Cast	584	100.00%	11	301	272
Overvotes	0		0	0	0
Undervotes	271		2	127	142

### REP Judge, Ct of Crim App, PI 2

Vote For 1

	TOTAL	VOTE %	Absentee	Early Voting	Election Day
Mary Lou Keel	547	100.00%	11	280	256
Total Votes Cast	547	100.00%	11	280	256
Overvotes	0		0	0	0
Undervotes	308		2	148	158

### Precinct 0079

#### REP Judge, Ct of Crim App, PI 5

Vote For 1

	TOTAL	VOTE %		Absentee	Early Voting	Election Day
Clint Morgan	338	57.78%	<div style="width: 57.78%;"><div style="width: 57.78%;"></div></div>	6	173	159
Scott Walker	247	42.22%	<div style="width: 42.22%;"><div style="width: 42.22%;"></div></div>	5	121	121
Total Votes Cast	585	100.00%	<div style="width: 100.00%;"><div style="width: 100.00%;"></div></div>	11	294	280
Overvotes	0			0	0	0
Undervotes	270			2	134	134

#### REP Judge, Ct of Crim App, PI 6

Vote For 1

	TOTAL	VOTE %		Absentee	Early Voting	Election Day
Jesse F. McClure, III	565	100.00%	<div style="width: 100.00%;"><div style="width: 100.00%;"></div></div>	11	287	267
Total Votes Cast	565	100.00%	<div style="width: 100.00%;"><div style="width: 100.00%;"></div></div>	11	287	267
Overvotes	0			0	0	0
Undervotes	290			2	141	147

#### REP Member, State BoE, Dist 9

Vote For 1

	TOTAL	VOTE %		Absentee	Early Voting	Election Day
Keven M. Ellis	569	100.00%	<div style="width: 100.00%;"><div style="width: 100.00%;"></div></div>	9	293	267
Total Votes Cast	569	100.00%	<div style="width: 100.00%;"><div style="width: 100.00%;"></div></div>	9	293	267
Overvotes	0			0	0	0
Undervotes	286			4	135	147

#### REP State Senator, Dist 1

Vote For 1

	TOTAL	VOTE %		Absentee	Early Voting	Election Day
Bryan Hughes	645	100.00%	<div style="width: 100.00%;"><div style="width: 100.00%;"></div></div>	8	334	303
Total Votes Cast	645	100.00%	<div style="width: 100.00%;"><div style="width: 100.00%;"></div></div>	8	334	303
Overvotes	0			0	0	0
Undervotes	210			5	94	111

#### REP State Rep, Dist 6

Vote For 1

	TOTAL	VOTE %		Absentee	Early Voting	Election Day
Matt Schaefer	680	89.01%	<div style="width: 89.01%;"><div style="width: 89.01%;"></div></div>	7	343	330
Charles Turner	84	10.99%	<div style="width: 10.99%;"><div style="width: 10.99%;"></div></div>	3	41	40
Total Votes Cast	764	100.00%	<div style="width: 100.00%;"><div style="width: 100.00%;"></div></div>	10	384	370
Overvotes	0			0	0	0
Undervotes	91			3	44	44



## Precinct 0079

### REP Justice, 12th Ct of App Dist, PI 2

Vote For 1

	TOTAL	VOTE %	Absentee	Early Voting	Election Day
Brian Hoyle	563	100.00%	9	288	266
Total Votes Cast	563	100.00%	9	288	266
Overvotes	0		0	0	0
Undervotes	292		4	140	148

### REP Dist Judge, 241st Judicial Dist

Vote For 1

	TOTAL	VOTE %	Absentee	Early Voting	Election Day
Debby Gunter	585	100.00%	9	298	278
Total Votes Cast	585	100.00%	9	298	278
Overvotes	0		0	0	0
Undervotes	270		4	130	136

### REP Dist Judge, 321st Judicial Dist

Vote For 1

	TOTAL	VOTE %	Absentee	Early Voting	Election Day
Robert Wilson	582	100.00%	9	300	273
Total Votes Cast	582	100.00%	9	300	273
Overvotes	0		0	0	0
Undervotes	273		4	128	141

### REP Criminal District Attorney

Vote For 1

	TOTAL	VOTE %	Absentee	Early Voting	Election Day
Jacob Putman	615	100.00%	9	309	297
Total Votes Cast	615	100.00%	9	309	297
Overvotes	0		0	0	0
Undervotes	240		4	119	117

### REP County Judge

Vote For 1

	TOTAL	VOTE %	Absentee	Early Voting	Election Day
Neal Franklin	619	100.00%	9	315	295
Total Votes Cast	619	100.00%	9	315	295
Overvotes	0		0	0	0
Undervotes	236		4	113	119

### REP Judge, County Court at Law No. 1

Vote For 1

	TOTAL	VOTE %	Absentee	Early Voting	Election Day
Jason Ellis	581	100.00%	9	292	280
Total Votes Cast	581	100.00%	9	292	280
Overvotes	0		0	0	0
Undervotes	274		4	136	134

## Precinct 0079

### REP Judge, County Court at Law No. 2

Vote For 1

	TOTAL	VOTE %		Absentee	Early Voting	Election Day
Taylor Heaton	580	100.00%	<div style="width: 100%; height: 10px; background-color: #ffc107;"></div>	9	292	279
Total Votes Cast	580	100.00%	<div style="width: 100%; height: 10px; background-color: #ffc107;"></div>	9	292	279
Overvotes	0			0	0	0
Undervotes	275			4	136	135

### REP Judge, County Court at Law No. 3

Vote For 1

	TOTAL	VOTE %		Absentee	Early Voting	Election Day
Sara Maynard	252	38.07%	<div style="width: 38.07%; height: 10px; background-color: #ffc107;"></div>	5	136	111
Trevor M. Rose	80	12.08%	<div style="width: 12.08%; height: 10px; background-color: #ffc107;"></div>	0	39	41
Clay White	330	49.85%	<div style="width: 49.85%; height: 10px; background-color: #ffc107;"></div>	4	167	159
Total Votes Cast	662	100.00%	<div style="width: 100%; height: 10px; background-color: #ffc107;"></div>	9	342	311
Overvotes	0			0	0	0
Undervotes	193			4	86	103

### REP District Clerk

Vote For 1

	TOTAL	VOTE %		Absentee	Early Voting	Election Day
Penny Clarkston	585	100.00%	<div style="width: 100%; height: 10px; background-color: #ffc107;"></div>	8	300	277
Total Votes Cast	585	100.00%	<div style="width: 100%; height: 10px; background-color: #ffc107;"></div>	8	300	277
Overvotes	0			0	0	0
Undervotes	270			5	128	137

### REP County Clerk

Vote For 1

	TOTAL	VOTE %		Absentee	Early Voting	Election Day
Karen Bryant Phillips	586	100.00%	<div style="width: 100%; height: 10px; background-color: #ffc107;"></div>	9	300	277
Total Votes Cast	586	100.00%	<div style="width: 100%; height: 10px; background-color: #ffc107;"></div>	9	300	277
Overvotes	0			0	0	0
Undervotes	269			4	128	137

### REP County Treasurer

Vote For 1

	TOTAL	VOTE %		Absentee	Early Voting	Election Day
Kelli R. White	447	78.42%	<div style="width: 78.42%; height: 10px; background-color: #ffc107;"></div>	6	225	216
Jamie Boersma	123	21.58%	<div style="width: 21.58%; height: 10px; background-color: #ffc107;"></div>	3	69	51
Total Votes Cast	570	100.00%	<div style="width: 100%; height: 10px; background-color: #ffc107;"></div>	9	294	267
Overvotes	0			0	0	0
Undervotes	285			4	134	147

## Precinct 0079

### REP County Commissioner Precinct No. 1, Unexp

Vote For 1

	TOTAL	VOTE %		Absentee	Early Voting	Election Day
Pam Frederick	371	51.82%	<div style="width: 51.82%;"><div style="width: 51.82%;"></div></div>	2	190	179
Fritz Hager, Jr.	345	48.18%	<div style="width: 48.18%;"><div style="width: 48.18%;"></div></div>	7	178	160
Total Votes Cast	716	100.00%	<div style="width: 100.00%;"><div style="width: 100.00%;"></div></div>	9	368	339
Overvotes	0			0	0	0
Undervotes	139			4	60	75

### REP JOP Pct 2

Vote For 1

	TOTAL	VOTE %		Absentee	Early Voting	Election Day
Andy Dunklin	599	100.00%	<div style="width: 100.00%;"><div style="width: 100.00%;"></div></div>	8	307	284
Total Votes Cast	599	100.00%	<div style="width: 100.00%;"><div style="width: 100.00%;"></div></div>	8	307	284
Overvotes	0			0	0	0
Undervotes	256			5	121	130

### REP Constable Precinct No. 2

Vote For 1

	TOTAL	VOTE %		Absentee	Early Voting	Election Day
Deal Folmar	215	32.67%	<div style="width: 32.67%;"><div style="width: 32.67%;"></div></div>	3	110	102
Wayne Allen	292	44.38%	<div style="width: 44.38%;"><div style="width: 44.38%;"></div></div>	1	155	136
Chris Roberts	151	22.95%	<div style="width: 22.95%;"><div style="width: 22.95%;"></div></div>	5	79	67
Total Votes Cast	658	100.00%	<div style="width: 100.00%;"><div style="width: 100.00%;"></div></div>	9	344	305
Overvotes	0			0	0	0
Undervotes	197			4	84	109

### REP County Chair

Vote For 1

	TOTAL	VOTE %		Absentee	Early Voting	Election Day
David Stein	585	100.00%	<div style="width: 100.00%;"><div style="width: 100.00%;"></div></div>	9	300	276
Total Votes Cast	585	100.00%	<div style="width: 100.00%;"><div style="width: 100.00%;"></div></div>	9	300	276
Overvotes	0			0	0	0
Undervotes	270			4	128	138

### REP Proposition 1

Vote For 1

	TOTAL	VOTE %		Absentee	Early Voting	Election Day
YES	787	94.25%	<div style="width: 94.25%;"><div style="width: 94.25%;"></div></div>	13	395	379
NO	48	5.75%	<div style="width: 5.75%;"><div style="width: 5.75%;"></div></div>	0	21	27
Total Votes Cast	835	100.00%	<div style="width: 100.00%;"><div style="width: 100.00%;"></div></div>	13	416	406
Overvotes	0			0	0	0
Undervotes	20			0	12	8

## Precinct 0079

### REP Proposition 2

Vote For 1

	TOTAL	VOTE %		Absentee	Early Voting	Election Day
YES	658	80.44%	<div style="width: 80.44%;"><div style="width: 80.44%;"></div></div>	8	325	325
NO	160	19.56%	<div style="width: 19.56%;"><div style="width: 19.56%;"></div></div>	5	80	75
Total Votes Cast	818	100.00%	<div style="width: 100.00%;"><div style="width: 100.00%;"></div></div>	13	405	400
Overvotes	0			0	0	0
Undervotes	37			0	23	14

### REP Proposition 3

Vote For 1

	TOTAL	VOTE %		Absentee	Early Voting	Election Day
YES	783	92.88%	<div style="width: 92.88%;"><div style="width: 92.88%;"></div></div>	9	392	382
NO	60	7.12%	<div style="width: 7.12%;"><div style="width: 7.12%;"></div></div>	3	29	28
Total Votes Cast	843	100.00%	<div style="width: 100.00%;"><div style="width: 100.00%;"></div></div>	12	421	410
Overvotes	0			0	0	0
Undervotes	12			1	7	4

### REP Proposition 4

Vote For 1

	TOTAL	VOTE %		Absentee	Early Voting	Election Day
YES	784	93.67%	<div style="width: 93.67%;"><div style="width: 93.67%;"></div></div>	13	395	376
NO	53	6.33%	<div style="width: 6.33%;"><div style="width: 6.33%;"></div></div>	0	23	30
Total Votes Cast	837	100.00%	<div style="width: 100.00%;"><div style="width: 100.00%;"></div></div>	13	418	406
Overvotes	0			0	0	0
Undervotes	18			0	10	8

### REP Proposition 5

Vote For 1

	TOTAL	VOTE %		Absentee	Early Voting	Election Day
YES	754	91.06%	<div style="width: 91.06%;"><div style="width: 91.06%;"></div></div>	12	375	367
NO	74	8.94%	<div style="width: 8.94%;"><div style="width: 8.94%;"></div></div>	1	33	40
Total Votes Cast	828	100.00%	<div style="width: 100.00%;"><div style="width: 100.00%;"></div></div>	13	408	407
Overvotes	0			0	0	0
Undervotes	27			0	20	7

### REP Proposition 6

Vote For 1

	TOTAL	VOTE %		Absentee	Early Voting	Election Day
YES	685	85.52%	<div style="width: 85.52%;"><div style="width: 85.52%;"></div></div>	12	350	323
NO	116	14.48%	<div style="width: 14.48%;"><div style="width: 14.48%;"></div></div>	1	46	69
Total Votes Cast	801	100.00%	<div style="width: 100.00%;"><div style="width: 100.00%;"></div></div>	13	396	392
Overvotes	0			0	0	0
Undervotes	54			0	32	22

## Precinct 0079

### REP Proposition 7

Vote For 1

	TOTAL	VOTE %		Absentee	Early Voting	Election Day
YES	828	97.99%	<div style="width: 97.99%; background-color: #ffc107;">97.99%</div>	13	412	403
NO	17	2.01%	<div style="width: 2.01%; background-color: #6c757d;">2.01%</div>	0	8	9
Total Votes Cast	845	100.00%	<div style="width: 100.00%; background-color: #ffc107;">100.00%</div>	13	420	412
Overvotes	0			0	0	0
Undervotes	10			0	8	2

### REP Proposition 8

Vote For 1

	TOTAL	VOTE %		Absentee	Early Voting	Election Day
YES	803	96.05%	<div style="width: 96.05%; background-color: #ffc107;">96.05%</div>	12	398	393
NO	33	3.95%	<div style="width: 3.95%; background-color: #6c757d;">3.95%</div>	0	16	17
Total Votes Cast	836	100.00%	<div style="width: 100.00%; background-color: #ffc107;">100.00%</div>	12	414	410
Overvotes	0			0	0	0
Undervotes	19			1	14	4

### REP Proposition 9

Vote For 1

	TOTAL	VOTE %		Absentee	Early Voting	Election Day
YES	759	90.46%	<div style="width: 90.46%; background-color: #ffc107;">90.46%</div>	13	376	370
NO	80	9.54%	<div style="width: 9.54%; background-color: #6c757d;">9.54%</div>	0	40	40
Total Votes Cast	839	100.00%	<div style="width: 100.00%; background-color: #ffc107;">100.00%</div>	13	416	410
Overvotes	0			0	0	0
Undervotes	16			0	12	4

### REP Proposition 10

Vote For 1

	TOTAL	VOTE %		Absentee	Early Voting	Election Day
YES	815	97.02%	<div style="width: 97.02%; background-color: #ffc107;">97.02%</div>	13	400	402
NO	25	2.98%	<div style="width: 2.98%; background-color: #6c757d;">2.98%</div>	0	16	9
Total Votes Cast	840	100.00%	<div style="width: 100.00%; background-color: #ffc107;">100.00%</div>	13	416	411
Overvotes	0			0	0	0
Undervotes	15			0	12	3

### Precinct 0081

Statistics	TOTAL	Absentee	Early Voting	Election Day
Registered Voters - Total	268			
Ballots Cast - Total	41	0	27	14
Ballots Cast - Republican Party	21	0	15	6
Ballots Cast - Democratic Party	20	0	12	8
Ballots Cast - Blank	0	0	0	0
Voter Turnout - Total	15.30%			

#### REP US Rep, District 1

Vote For 1

	TOTAL	VOTE %	Absentee	Early Voting	Election Day
Aditya "A.D." Atholi	3	14.29%	0	3	0
John Porro	1	4.76%	0	1	0
Nathaniel Moran	17	80.95%	0	11	6
Joe McDaniel	0	0.00%	0	0	0
Total Votes Cast	21	100.00%	0	15	6
Overvotes	0		0	0	0
Undervotes	0		0	0	0

#### REP Governor

Vote For 1

	TOTAL	VOTE %	Absentee	Early Voting	Election Day
Danny Harrison	0	0.00%	0	0	0
Chad Prather	1	4.76%	0	1	0
Paul Belew	0	0.00%	0	0	0
Rick Perry	0	0.00%	0	0	0
Don Huffines	0	0.00%	0	0	0
Allen B. West	0	0.00%	0	0	0
Greg Abbott	20	95.24%	0	14	6
Kandy Kaye Horn	0	0.00%	0	0	0
Total Votes Cast	21	100.00%	0	15	6
Overvotes	0		0	0	0
Undervotes	0		0	0	0

#### REP Lieutenant Governor

Vote For 1

	TOTAL	VOTE %	Absentee	Early Voting	Election Day
Daniel Miller	2	9.52%	0	0	2
Dan Patrick	17	80.95%	0	13	4
Todd M. Bullis	1	4.76%	0	1	0
Trayce Bradford	0	0.00%	0	0	0
Aaron Sorrells	0	0.00%	0	0	0
Zach Vance	1	4.76%	0	1	0
Total Votes Cast	21	100.00%	0	15	6
Overvotes	0		0	0	0
Undervotes	0		0	0	0

## Precinct 0081

### REP Attorney General

Vote For 1

	TOTAL	VOTE %	Absentee	Early Voting	Election Day
George P. Bush	1	4.76%	0	1	0
Louie Gohmert	16	76.19%	0	12	4
Ken Paxton	4	19.05%	0	2	2
Eva Guzman	0	0.00%	0	0	0
Total Votes Cast	21	100.00%	0	15	6
Overvotes	0		0	0	0
Undervotes	0		0	0	0

### REP Comptroller of Public Accounts

Vote For 1

	TOTAL	VOTE %	Absentee	Early Voting	Election Day
Mark V. Goloby	5	29.41%	0	5	0
Glenn Hegar	12	70.59%	0	9	3
Total Votes Cast	17	100.00%	0	14	3
Overvotes	0		0	0	0
Undervotes	4		0	1	3

### REP Comm General Land Office

Vote For 1

	TOTAL	VOTE %	Absentee	Early Voting	Election Day
Dawn Buckingham	6	37.50%	0	5	1
Don W. Minton	6	37.50%	0	5	1
Ben Armenta	0	0.00%	0	0	0
Rufus Lopez	1	6.25%	0	1	0
Tim Westley	2	12.50%	0	1	1
Jon Spiers	0	0.00%	0	0	0
Victor Avila	1	6.25%	0	0	1
Weston Martinez	0	0.00%	0	0	0
Total Votes Cast	16	100.00%	0	12	4
Overvotes	0		0	0	0
Undervotes	5		0	3	2

### REP Commissioner of Agriculture

Vote For 1

	TOTAL	VOTE %	Absentee	Early Voting	Election Day
Sid Miller	14	77.78%	0	9	5
James White	3	16.67%	0	3	0
Carey A. Council	1	5.56%	0	1	0
Total Votes Cast	18	100.00%	0	13	5
Overvotes	0		0	0	0
Undervotes	3		0	2	1

## Precinct 0081

### REP Railroad Commissioner

Vote For 1

	TOTAL	VOTE %	Absentee	Early Voting	Election Day
Tom Slocum Jr	5	29.41%	0	4	1
Marvin "Sarge" Summers	7	41.18%	0	5	2
Sarah Stogner	1	5.88%	0	1	0
Dawayne Tipton	1	5.88%	0	0	1
Wayne Christian	3	17.65%	0	2	1
Total Votes Cast	17	100.00%	0	12	5
Overvotes	0		0	0	0
Undervotes	4		0	3	1

### REP Justice, Supreme Court, PI 3

Vote For 1

	TOTAL	VOTE %	Absentee	Early Voting	Election Day
Debra Lehrmann	15	100.00%	0	11	4
Total Votes Cast	15	100.00%	0	11	4
Overvotes	0		0	0	0
Undervotes	6		0	4	2

### REP Justice, Supreme Court, PI 5

Vote For 1

	TOTAL	VOTE %	Absentee	Early Voting	Election Day
Rebeca Huddle	15	100.00%	0	11	4
Total Votes Cast	15	100.00%	0	11	4
Overvotes	0		0	0	0
Undervotes	6		0	4	2

### REP Justice, Supreme Court, PI 9

Vote For 1

	TOTAL	VOTE %	Absentee	Early Voting	Election Day
David J. Schenck	8	44.44%	0	7	1
Evan Young	10	55.56%	0	6	4
Total Votes Cast	18	100.00%	0	13	5
Overvotes	0		0	0	0
Undervotes	3		0	2	1

### REP Judge, Ct of Crim App, PI 2

Vote For 1

	TOTAL	VOTE %	Absentee	Early Voting	Election Day
Mary Lou Keel	15	100.00%	0	11	4
Total Votes Cast	15	100.00%	0	11	4
Overvotes	0		0	0	0
Undervotes	6		0	4	2



### Precinct 0081

#### REP Judge, Ct of Crim App, PI 5

Vote For 1

	TOTAL	VOTE %		Absentee	Early Voting	Election Day
Clint Morgan	10	55.56%	<div style="width: 55.56%;"><div style="width: 55.56%;"></div></div>	0	7	3
Scott Walker	8	44.44%	<div style="width: 44.44%;"><div style="width: 44.44%;"></div></div>	0	6	2
Total Votes Cast	18	100.00%	<div style="width: 100.00%;"><div style="width: 100.00%;"></div></div>	0	13	5
Overvotes	0			0	0	0
Undervotes	3			0	2	1

#### REP Judge, Ct of Crim App, PI 6

Vote For 1

	TOTAL	VOTE %		Absentee	Early Voting	Election Day
Jesse F. McClure, III	15	100.00%	<div style="width: 100.00%;"><div style="width: 100.00%;"></div></div>	0	11	4
Total Votes Cast	15	100.00%	<div style="width: 100.00%;"><div style="width: 100.00%;"></div></div>	0	11	4
Overvotes	0			0	0	0
Undervotes	6			0	4	2

#### REP Member, State BoE, Dist 9

Vote For 1

	TOTAL	VOTE %		Absentee	Early Voting	Election Day
Keven M. Ellis	16	100.00%	<div style="width: 100.00%;"><div style="width: 100.00%;"></div></div>	0	11	5
Total Votes Cast	16	100.00%	<div style="width: 100.00%;"><div style="width: 100.00%;"></div></div>	0	11	5
Overvotes	0			0	0	0
Undervotes	5			0	4	1

#### REP State Senator, Dist 1

Vote For 1

	TOTAL	VOTE %		Absentee	Early Voting	Election Day
Bryan Hughes	17	100.00%	<div style="width: 100.00%;"><div style="width: 100.00%;"></div></div>	0	12	5
Total Votes Cast	17	100.00%	<div style="width: 100.00%;"><div style="width: 100.00%;"></div></div>	0	12	5
Overvotes	0			0	0	0
Undervotes	4			0	3	1

#### REP State Rep, Dist 6

Vote For 1

	TOTAL	VOTE %		Absentee	Early Voting	Election Day
Matt Schaefer	15	78.95%	<div style="width: 78.95%;"><div style="width: 78.95%;"></div></div>	0	10	5
Charles Turner	4	21.05%	<div style="width: 21.05%;"><div style="width: 21.05%;"></div></div>	0	4	0
Total Votes Cast	19	100.00%	<div style="width: 100.00%;"><div style="width: 100.00%;"></div></div>	0	14	5
Overvotes	0			0	0	0
Undervotes	2			0	1	1

## Precinct 0081

### REP Justice, 12th Ct of App Dist, PI 2

Vote For 1

	TOTAL	VOTE %	Absentee	Early Voting	Election Day
Brian Hoyle	16	100.00%	0	11	5
Total Votes Cast	16	100.00%	0	11	5
Overvotes	0		0	0	0
Undervotes	5		0	4	1

### REP Dist Judge, 241st Judicial Dist

Vote For 1

	TOTAL	VOTE %	Absentee	Early Voting	Election Day
Debby Gunter	17	100.00%	0	12	5
Total Votes Cast	17	100.00%	0	12	5
Overvotes	0		0	0	0
Undervotes	4		0	3	1

### REP Dist Judge, 321st Judicial Dist

Vote For 1

	TOTAL	VOTE %	Absentee	Early Voting	Election Day
Robert Wilson	17	100.00%	0	12	5
Total Votes Cast	17	100.00%	0	12	5
Overvotes	0		0	0	0
Undervotes	4		0	3	1

### REP Criminal District Attorney

Vote For 1

	TOTAL	VOTE %	Absentee	Early Voting	Election Day
Jacob Putman	17	100.00%	0	12	5
Total Votes Cast	17	100.00%	0	12	5
Overvotes	0		0	0	0
Undervotes	4		0	3	1

### REP County Judge

Vote For 1

	TOTAL	VOTE %	Absentee	Early Voting	Election Day
Neal Franklin	17	100.00%	0	12	5
Total Votes Cast	17	100.00%	0	12	5
Overvotes	0		0	0	0
Undervotes	4		0	3	1

### REP Judge, County Court at Law No. 1

Vote For 1

	TOTAL	VOTE %	Absentee	Early Voting	Election Day
Jason Ellis	17	100.00%	0	12	5
Total Votes Cast	17	100.00%	0	12	5
Overvotes	0		0	0	0
Undervotes	4		0	3	1

## Precinct 0081

### REP Judge, County Court at Law No. 2

Vote For 1

	TOTAL	VOTE %	Absentee	Early Voting	Election Day
Taylor Heaton	17	100.00%	0	12	5
Total Votes Cast	17	100.00%	0	12	5
Overvotes	0		0	0	0
Undervotes	4		0	3	1

### REP Judge, County Court at Law No. 3

Vote For 1

	TOTAL	VOTE %	Absentee	Early Voting	Election Day
Sara Maynard	6	33.33%	0	5	1
Trevor M. Rose	1	5.56%	0	1	0
Clay White	11	61.11%	0	7	4
Total Votes Cast	18	100.00%	0	13	5
Overvotes	0		0	0	0
Undervotes	3		0	2	1

### REP District Clerk

Vote For 1

	TOTAL	VOTE %	Absentee	Early Voting	Election Day
Penny Clarkston	17	100.00%	0	12	5
Total Votes Cast	17	100.00%	0	12	5
Overvotes	0		0	0	0
Undervotes	4		0	3	1

### REP County Clerk

Vote For 1

	TOTAL	VOTE %	Absentee	Early Voting	Election Day
Karen Bryant Phillips	17	100.00%	0	12	5
Total Votes Cast	17	100.00%	0	12	5
Overvotes	0		0	0	0
Undervotes	4		0	3	1

### REP County Treasurer

Vote For 1

	TOTAL	VOTE %	Absentee	Early Voting	Election Day
Kelli R. White	16	88.89%	0	11	5
Jamie Boersma	2	11.11%	0	2	0
Total Votes Cast	18	100.00%	0	13	5
Overvotes	0		0	0	0
Undervotes	3		0	2	1

## Precinct 0081

### REP JOP Pct 4

Vote For 1

	TOTAL	VOTE %	Absentee	Early Voting	Election Day
Ronnie Hester	3	15.79%	0	2	1
Laney Pilcher-Barnes	2	10.53%	0	2	0
Curtis Wulf	14	73.68%	0	10	4
Total Votes Cast	19	100.00%	0	14	5
Overvotes	0		0	0	0
Undervotes	2		0	1	1

### REP County Chair

Vote For 1

	TOTAL	VOTE %	Absentee	Early Voting	Election Day
David Stein	17	100.00%	0	12	5
Total Votes Cast	17	100.00%	0	12	5
Overvotes	0		0	0	0
Undervotes	4		0	3	1

### REP Proposition 1

Vote For 1

	TOTAL	VOTE %	Absentee	Early Voting	Election Day
YES	21	100.00%	0	15	6
NO	0	0.00%	0	0	0
Total Votes Cast	21	100.00%	0	15	6
Overvotes	0		0	0	0
Undervotes	0		0	0	0

### REP Proposition 2

Vote For 1

	TOTAL	VOTE %	Absentee	Early Voting	Election Day
YES	15	71.43%	0	10	5
NO	6	28.57%	0	5	1
Total Votes Cast	21	100.00%	0	15	6
Overvotes	0		0	0	0
Undervotes	0		0	0	0

### REP Proposition 3

Vote For 1

	TOTAL	VOTE %	Absentee	Early Voting	Election Day
YES	18	85.71%	0	13	5
NO	3	14.29%	0	2	1
Total Votes Cast	21	100.00%	0	15	6
Overvotes	0		0	0	0
Undervotes	0		0	0	0

## Precinct 0081

### REP Proposition 4

Vote For 1

	TOTAL	VOTE %	Absentee	Early Voting	Election Day
YES	18	85.71%	0	12	6
NO	3	14.29%	0	3	0
Total Votes Cast	21	100.00%	0	15	6
Overvotes	0		0	0	0
Undervotes	0		0	0	0

### REP Proposition 5

Vote For 1

	TOTAL	VOTE %	Absentee	Early Voting	Election Day
YES	19	90.48%	0	13	6
NO	2	9.52%	0	2	0
Total Votes Cast	21	100.00%	0	15	6
Overvotes	0		0	0	0
Undervotes	0		0	0	0

### REP Proposition 6

Vote For 1

	TOTAL	VOTE %	Absentee	Early Voting	Election Day
YES	16	76.19%	0	11	5
NO	5	23.81%	0	4	1
Total Votes Cast	21	100.00%	0	15	6
Overvotes	0		0	0	0
Undervotes	0		0	0	0

### REP Proposition 7

Vote For 1

	TOTAL	VOTE %	Absentee	Early Voting	Election Day
YES	21	100.00%	0	15	6
NO	0	0.00%	0	0	0
Total Votes Cast	21	100.00%	0	15	6
Overvotes	0		0	0	0
Undervotes	0		0	0	0

### REP Proposition 8




Vote For 1

	TOTAL	VOTE %	Absentee	Early Voting	Election Day
YES	19	90.48%	0	14	5
NO	2	9.52%	0	1	1
Total Votes Cast	21	100.00%	0	15	6
Overvotes	0		0	0	0
Undervotes	0		0	0	0

## Precinct 0081




### REP Proposition 9

Vote For 1

	TOTAL	VOTE %		Absentee	Early Voting	Election Day
YES	20	95.24%		0	15	5
NO	1	4.76%		0	0	1
Total Votes Cast	21	100.00%		0	15	6
Overvotes	0			0	0	0
Undervotes	0			0	0	0

### REP Proposition 10

Vote For 1

	TOTAL	VOTE %		Absentee	Early Voting	Election Day
YES	20	95.24%		0	14	6
NO	1	4.76%		0	1	0
Total Votes Cast	21	100.00%		0	15	6
Overvotes	0			0	0	0
Undervotes	0			0	0	0

## Precinct 0082

### Statistics

	TOTAL	Absentee	Early Voting	Election Day
Registered Voters - Total	65			
Ballots Cast - Total	9	0	6	3
Ballots Cast - Republican Party	6	0	5	1
Ballots Cast - Democratic Party	3	0	1	2
Ballots Cast - Blank	0	0	0	0
Voter Turnout - Total	13.85%			

### REP US Rep, District 1

Vote For 1

	TOTAL	VOTE %	Absentee	Early Voting	Election Day
Aditya "A.D." Atholi	0	0.00%	0	0	0
John Porro	1	33.33%	0	1	0
Nathaniel Moran	1	33.33%	0	0	1
Joe McDaniel	1	33.33%	0	1	0
Total Votes Cast	3	100.00%	0	2	1
Overvotes	0		0	0	0
Undervotes	3		0	3	0

### REP Governor

Vote For 1

	TOTAL	VOTE %	Absentee	Early Voting	Election Day
Danny Harrison	0	0.00%	0	0	0
Chad Prather	0	0.00%	0	0	0
Paul Belew	0	0.00%	0	0	0
Rick Perry	0	0.00%	0	0	0
Don Huffines	0	0.00%	0	0	0
Allen B. West	1	16.67%	0	0	1
Greg Abbott	5	83.33%	0	5	0
Kandy Kaye Horn	0	0.00%	0	0	0
Total Votes Cast	6	100.00%	0	5	1
Overvotes	0		0	0	0
Undervotes	0		0	0	0

### REP Lieutenant Governor

Vote For 1

	TOTAL	VOTE %	Absentee	Early Voting	Election Day
Daniel Miller	2	66.67%	0	2	0
Dan Patrick	1	33.33%	0	0	1
Todd M. Bullis	0	0.00%	0	0	0
Trayce Bradford	0	0.00%	0	0	0
Aaron Sorrells	0	0.00%	0	0	0
Zach Vance	0	0.00%	0	0	0
Total Votes Cast	3	100.00%	0	2	1
Overvotes	0		0	0	0
Undervotes	3		0	3	0

## Precinct 0082

### REP Attorney General

Vote For 1

	TOTAL	VOTE %		Absentee	Early Voting	Election Day
George P. Bush	0	0.00%	<div style="width: 0%; background-color: #cccccc;"></div>	0	0	0
Louie Gohmert	6	100.00%	<div style="width: 100%; background-color: #e6c000;"></div>	0	5	1
Ken Paxton	0	0.00%	<div style="width: 0%; background-color: #cccccc;"></div>	0	0	0
Eva Guzman	0	0.00%	<div style="width: 0%; background-color: #cccccc;"></div>	0	0	0
Total Votes Cast	6	100.00%	<div style="width: 100%; background-color: #e6c000;"></div>	0	5	1
Overvotes	0			0	0	0
Undervotes	0			0	0	0

### REP Comptroller of Public Accounts

Vote For 1

	TOTAL	VOTE %		Absentee	Early Voting	Election Day
Mark V. Goloby	2	66.67%	<div style="width: 66.67%; background-color: #e6c000;"></div>	0	1	1
Glenn Hegar	1	33.33%	<div style="width: 33.33%; background-color: #cccccc;"></div>	0	1	0
Total Votes Cast	3	100.00%	<div style="width: 100%; background-color: #e6c000;"></div>	0	2	1
Overvotes	0			0	0	0
Undervotes	3			0	3	0

### REP Comm General Land Office

Vote For 1

	TOTAL	VOTE %		Absentee	Early Voting	Election Day
Dawn Buckingham	1	33.33%	<div style="width: 33.33%; background-color: #e6c000;"></div>	0	0	1
Don W. Minton	0	0.00%	<div style="width: 0%; background-color: #cccccc;"></div>	0	0	0
Ben Armenta	0	0.00%	<div style="width: 0%; background-color: #cccccc;"></div>	0	0	0
Rufus Lopez	0	0.00%	<div style="width: 0%; background-color: #cccccc;"></div>	0	0	0
Tim Westley	0	0.00%	<div style="width: 0%; background-color: #cccccc;"></div>	0	0	0
Jon Spiers	0	0.00%	<div style="width: 0%; background-color: #cccccc;"></div>	0	0	0
Victor Avila	1	33.33%	<div style="width: 33.33%; background-color: #e6c000;"></div>	0	1	0
Weston Martinez	1	33.33%	<div style="width: 33.33%; background-color: #cccccc;"></div>	0	1	0
Total Votes Cast	3	100.00%	<div style="width: 100%; background-color: #e6c000;"></div>	0	2	1
Overvotes	0			0	0	0
Undervotes	3			0	3	0

### REP Commissioner of Agriculture

Vote For 1

	TOTAL	VOTE %		Absentee	Early Voting	Election Day
Sid Miller	1	33.33%	<div style="width: 33.33%; background-color: #e6c000;"></div>	0	1	0
James White	2	66.67%	<div style="width: 66.67%; background-color: #e6c000;"></div>	0	1	1
Carey A. Council	0	0.00%	<div style="width: 0%; background-color: #cccccc;"></div>	0	0	0
Total Votes Cast	3	100.00%	<div style="width: 100%; background-color: #e6c000;"></div>	0	2	1
Overvotes	0			0	0	0
Undervotes	3			0	3	0



## Precinct 0082

### REP Railroad Commissioner

Vote For 1

	TOTAL	VOTE %	Absentee	Early Voting	Election Day
Tom Slocum Jr	0	0.00%	0	0	0
Marvin "Sarge" Summers	1	33.33%	0	0	1
Sarah Stogner	0	0.00%	0	0	0
Dawayne Tipton	0	0.00%	0	0	0
Wayne Christian	2	66.67%	0	2	0
<b>Total Votes Cast</b>	<b>3</b>	<b>100.00%</b>	<b>0</b>	<b>2</b>	<b>1</b>
Overvotes	0		0	0	0
Undervotes	3		0	3	0

### REP Justice, Supreme Court, PI 3

Vote For 1

	TOTAL	VOTE %	Absentee	Early Voting	Election Day
Debra Lehrmann	3	100.00%	0	2	1
<b>Total Votes Cast</b>	<b>3</b>	<b>100.00%</b>	<b>0</b>	<b>2</b>	<b>1</b>
Overvotes	0		0	0	0
Undervotes	3		0	3	0

### REP Justice, Supreme Court, PI 5

Vote For 1

	TOTAL	VOTE %	Absentee	Early Voting	Election Day
Rebeca Huddle	3	100.00%	0	2	1
<b>Total Votes Cast</b>	<b>3</b>	<b>100.00%</b>	<b>0</b>	<b>2</b>	<b>1</b>
Overvotes	0		0	0	0
Undervotes	3		0	3	0

### REP Justice, Supreme Court, PI 9

Vote For 1

	TOTAL	VOTE %	Absentee	Early Voting	Election Day
David J. Schenck	1	33.33%	0	1	0
Evan Young	2	66.67%	0	1	1
<b>Total Votes Cast</b>	<b>3</b>	<b>100.00%</b>	<b>0</b>	<b>2</b>	<b>1</b>
Overvotes	0		0	0	0
Undervotes	3		0	3	0

### REP Judge, Ct of Crim App, PI 2

Vote For 1

	TOTAL	VOTE %	Absentee	Early Voting	Election Day
Mary Lou Keel	2	100.00%	0	2	0
<b>Total Votes Cast</b>	<b>2</b>	<b>100.00%</b>	<b>0</b>	<b>2</b>	<b>0</b>
Overvotes	0		0	0	0
Undervotes	4		0	3	1

## Precinct 0082

### REP Judge, Ct of Crim App, PI 5

Vote For 1

	TOTAL	VOTE %	Absentee	Early Voting	Election Day
Clint Morgan	1	33.33%	0	1	0
Scott Walker	2	66.67%	0	1	1
Total Votes Cast	3	100.00%	0	2	1
Overvotes	0		0	0	0
Undervotes	3		0	3	0

### REP Judge, Ct of Crim App, PI 6

Vote For 1

	TOTAL	VOTE %	Absentee	Early Voting	Election Day
Jesse F. McClure, III	3	100.00%	0	2	1
Total Votes Cast	3	100.00%	0	2	1
Overvotes	0		0	0	0
Undervotes	3		0	3	0

### REP Member, State BoE, Dist 9

Vote For 1

	TOTAL	VOTE %	Absentee	Early Voting	Election Day
Keven M. Ellis	2	100.00%	0	2	0
Total Votes Cast	2	100.00%	0	2	0
Overvotes	0		0	0	0
Undervotes	4		0	3	1

### REP State Senator, Dist 1

Vote For 1

	TOTAL	VOTE %	Absentee	Early Voting	Election Day
Bryan Hughes	3	100.00%	0	2	1
Total Votes Cast	3	100.00%	0	2	1
Overvotes	0		0	0	0
Undervotes	3		0	3	0

### REP State Rep, Dist 6

Vote For 1

	TOTAL	VOTE %	Absentee	Early Voting	Election Day
Matt Schaefer	3	100.00%	0	2	1
Charles Turner	0	0.00%	0	0	0
Total Votes Cast	3	100.00%	0	2	1
Overvotes	0		0	0	0
Undervotes	3		0	3	0

## Precinct 0082

### REP Justice, 12th Ct of App Dist, PI 2

Vote For 1

	TOTAL	VOTE %	Absentee	Early Voting	Election Day
Brian Hoyle	3	100.00%	0	2	1
Total Votes Cast	3	100.00%	0	2	1
Overvotes	0		0	0	0
Undervotes	3		0	3	0

### REP Dist Judge, 241st Judicial Dist

Vote For 1

	TOTAL	VOTE %	Absentee	Early Voting	Election Day
Debby Gunter	2	100.00%	0	2	0
Total Votes Cast	2	100.00%	0	2	0
Overvotes	0		0	0	0
Undervotes	4		0	3	1

### REP Dist Judge, 321st Judicial Dist

Vote For 1

	TOTAL	VOTE %	Absentee	Early Voting	Election Day
Robert Wilson	2	100.00%	0	2	0
Total Votes Cast	2	100.00%	0	2	0
Overvotes	0		0	0	0
Undervotes	4		0	3	1

### REP Criminal District Attorney

Vote For 1

	TOTAL	VOTE %	Absentee	Early Voting	Election Day
Jacob Putman	2	100.00%	0	2	0
Total Votes Cast	2	100.00%	0	2	0
Overvotes	0		0	0	0
Undervotes	4		0	3	1

### REP County Judge

Vote For 1

	TOTAL	VOTE %	Absentee	Early Voting	Election Day
Neal Franklin	2	100.00%	0	2	0
Total Votes Cast	2	100.00%	0	2	0
Overvotes	0		0	0	0
Undervotes	4		0	3	1

### REP Judge, County Court at Law No. 1

Vote For 1

	TOTAL	VOTE %	Absentee	Early Voting	Election Day
Jason Ellis	2	100.00%	0	2	0
Total Votes Cast	2	100.00%	0	2	0
Overvotes	0		0	0	0
Undervotes	4		0	3	1

## Precinct 0082

### REP Judge, County Court at Law No. 2

Vote For 1

	TOTAL	VOTE %	Absentee	Early Voting	Election Day
Taylor Heaton	2	100.00%	0	2	0
Total Votes Cast	2	100.00%	0	2	0
Overvotes	0		0	0	0
Undervotes	4		0	3	1

### REP Judge, County Court at Law No. 3

Vote For 1

	TOTAL	VOTE %	Absentee	Early Voting	Election Day
Sara Maynard	0	0.00%	0	0	0
Trevor M. Rose	0	0.00%	0	0	0
Clay White	2	100.00%	0	2	0
Total Votes Cast	2	100.00%	0	2	0
Overvotes	0		0	0	0
Undervotes	4		0	3	1

### REP District Clerk

Vote For 1

	TOTAL	VOTE %	Absentee	Early Voting	Election Day
Penny Clarkston	2	100.00%	0	2	0
Total Votes Cast	2	100.00%	0	2	0
Overvotes	0		0	0	0
Undervotes	4		0	3	1

### REP County Clerk

Vote For 1

	TOTAL	VOTE %	Absentee	Early Voting	Election Day
Karen Bryant Phillips	2	100.00%	0	2	0
Total Votes Cast	2	100.00%	0	2	0
Overvotes	0		0	0	0
Undervotes	4		0	3	1

### REP County Treasurer

Vote For 1

	TOTAL	VOTE %	Absentee	Early Voting	Election Day
Kelli R. White	2	100.00%	0	2	0
Jamie Boersma	0	0.00%	0	0	0
Total Votes Cast	2	100.00%	0	2	0
Overvotes	0		0	0	0
Undervotes	4		0	3	1

## Precinct 0082

### REP JOP Pct 4

Vote For 1

	TOTAL	VOTE %	Absentee	Early Voting	Election Day
Ronnie Hester	1	50.00%	0	1	0
Laney Pilcher-Barnes	0	0.00%	0	0	0
Curtis Wulf	1	50.00%	0	1	0
Total Votes Cast	2	100.00%	0	2	0
Overvotes	0		0	0	0
Undervotes	4		0	3	1

### REP County Chair

Vote For 1

	TOTAL	VOTE %	Absentee	Early Voting	Election Day
David Stein	2	100.00%	0	2	0
Total Votes Cast	2	100.00%	0	2	0
Overvotes	0		0	0	0
Undervotes	4		0	3	1

### REP Proposition 1

Vote For 1

	TOTAL	VOTE %	Absentee	Early Voting	Election Day
YES	6	100.00%	0	5	1
NO	0	0.00%	0	0	0
Total Votes Cast	6	100.00%	0	5	1
Overvotes	0		0	0	0
Undervotes	0		0	0	0

### REP Proposition 2

Vote For 1

	TOTAL	VOTE %	Absentee	Early Voting	Election Day
YES	6	100.00%	0	5	1
NO	0	0.00%	0	0	0
Total Votes Cast	6	100.00%	0	5	1
Overvotes	0		0	0	0
Undervotes	0		0	0	0

### REP Proposition 3

Vote For 1

	TOTAL	VOTE %	Absentee	Early Voting	Election Day
YES	5	83.33%	0	4	1
NO	1	16.67%	0	1	0
Total Votes Cast	6	100.00%	0	5	1
Overvotes	0		0	0	0
Undervotes	0		0	0	0

## Precinct 0082

### REP Proposition 4

Vote For 1

	TOTAL	VOTE %		Absentee	Early Voting	Election Day
YES	6	100.00%	<div style="width: 100%; height: 10px; background-color: #ffc107;"></div>	0	5	1
NO	0	0.00%	<div style="width: 0%; height: 10px; background-color: #6c757d;"></div>	0	0	0
Total Votes Cast	6	100.00%	<div style="width: 100%; height: 10px; background-color: #ffc107;"></div>	0	5	1
Overvotes	0			0	0	0
Undervotes	0			0	0	0

### REP Proposition 5

Vote For 1

	TOTAL	VOTE %		Absentee	Early Voting	Election Day
YES	5	83.33%	<div style="width: 83.33%; height: 10px; background-color: #ffc107;"></div>	0	5	0
NO	1	16.67%	<div style="width: 16.67%; height: 10px; background-color: #6c757d;"></div>	0	0	1
Total Votes Cast	6	100.00%	<div style="width: 100%; height: 10px; background-color: #ffc107;"></div>	0	5	1
Overvotes	0			0	0	0
Undervotes	0			0	0	0

### REP Proposition 6

Vote For 1

	TOTAL	VOTE %		Absentee	Early Voting	Election Day
YES	6	100.00%	<div style="width: 100%; height: 10px; background-color: #ffc107;"></div>	0	5	1
NO	0	0.00%	<div style="width: 0%; height: 10px; background-color: #6c757d;"></div>	0	0	0
Total Votes Cast	6	100.00%	<div style="width: 100%; height: 10px; background-color: #ffc107;"></div>	0	5	1
Overvotes	0			0	0	0
Undervotes	0			0	0	0

### REP Proposition 7

Vote For 1

	TOTAL	VOTE %		Absentee	Early Voting	Election Day
YES	6	100.00%	<div style="width: 100%; height: 10px; background-color: #ffc107;"></div>	0	5	1
NO	0	0.00%	<div style="width: 0%; height: 10px; background-color: #6c757d;"></div>	0	0	0
Total Votes Cast	6	100.00%	<div style="width: 100%; height: 10px; background-color: #ffc107;"></div>	0	5	1
Overvotes	0			0	0	0
Undervotes	0			0	0	0

### REP Proposition 8

Vote For 1

	TOTAL	VOTE %		Absentee	Early Voting	Election Day
YES	6	100.00%	<div style="width: 100%; height: 10px; background-color: #ffc107;"></div>	0	5	1
NO	0	0.00%	<div style="width: 0%; height: 10px; background-color: #6c757d;"></div>	0	0	0
Total Votes Cast	6	100.00%	<div style="width: 100%; height: 10px; background-color: #ffc107;"></div>	0	5	1
Overvotes	0			0	0	0
Undervotes	0			0	0	0

## Precinct 0082

### REP Proposition 9

Vote For 1

	TOTAL	VOTE %		Absentee	Early Voting	Election Day
YES	6	100.00%	<div style="width: 100%; height: 10px; background-color: #f0e68c;"></div>	0	5	1
NO	0	0.00%	<div style="width: 0%; height: 10px; background-color: #d3d3d3;"></div>	0	0	0
Total Votes Cast	6	100.00%	<div style="width: 100%; height: 10px; background-color: #f0e68c;"></div>	0	5	1
Overvotes	0			0	0	0
Undervotes	0			0	0	0

### REP Proposition 10

Vote For 1

	TOTAL	VOTE %		Absentee	Early Voting	Election Day
YES	6	100.00%	<div style="width: 100%; height: 10px; background-color: #f0e68c;"></div>	0	5	1
NO	0	0.00%	<div style="width: 0%; height: 10px; background-color: #d3d3d3;"></div>	0	0	0
Total Votes Cast	6	100.00%	<div style="width: 100%; height: 10px; background-color: #f0e68c;"></div>	0	5	1
Overvotes	0			0	0	0
Undervotes	0			0	0	0

## Precinct 0085

### Statistics

	TOTAL	Absentee	Early Voting	Election Day
Registered Voters - Total	581			
Ballots Cast - Total	162	2	111	49
Ballots Cast - Republican Party	157	2	107	48
Ballots Cast - Democratic Party	5	0	4	1
Ballots Cast - Blank	0	0	0	0
Voter Turnout - Total	27.88%			

### REP US Rep, District 1

Vote For 1

	TOTAL	VOTE %	Absentee	Early Voting	Election Day
Aditya "A.D." Atholi	9	6.29%	0	5	4
John Porro	4	2.80%	0	3	1
Nathaniel Moran	113	79.02%	2	73	38
Joe McDaniel	17	11.89%	0	14	3
Total Votes Cast	143	100.00%	2	95	46
Overvotes	0		0	0	0
Undervotes	14		0	12	2

### REP Governor

Vote For 1

	TOTAL	VOTE %	Absentee	Early Voting	Election Day
Danny Harrison	2	1.27%	0	1	1
Chad Prather	7	4.46%	0	7	0
Paul Belew	0	0.00%	0	0	0
Rick Perry	3	1.91%	0	3	0
Don Huffines	9	5.73%	0	5	4
Allen B. West	24	15.29%	0	15	9
Greg Abbott	111	70.70%	2	75	34
Kandy Kaye Horn	1	0.64%	0	1	0
Total Votes Cast	157	100.00%	2	107	48
Overvotes	0		0	0	0
Undervotes	0		0	0	0

### REP Lieutenant Governor

Vote For 1

	TOTAL	VOTE %	Absentee	Early Voting	Election Day
Daniel Miller	17	11.26%	0	14	3
Dan Patrick	113	74.83%	2	73	38
Todd M. Bullis	2	1.32%	0	1	1
Trayce Bradford	15	9.93%	0	11	4
Aaron Sorrells	3	1.99%	0	2	1
Zach Vance	1	0.66%	0	1	0
Total Votes Cast	151	100.00%	2	102	47
Overvotes	0		0	0	0
Undervotes	6		0	5	1



## Precinct 0085

### REP Attorney General

Vote For 1

	TOTAL	VOTE %	Absentee	Early Voting	Election Day
George P. Bush	16	10.26%	0	9	7
Louie Gohmert	99	63.46%	2	67	30
Ken Paxton	33	21.15%	0	22	11
Eva Guzman	8	5.13%	0	8	0
Total Votes Cast	156	100.00%	2	106	48
Overvotes	0		0	0	0
Undervotes	1		0	1	0

### REP Comptroller of Public Accounts

Vote For 1

	TOTAL	VOTE %	Absentee	Early Voting	Election Day
Mark V. Goloby	30	24.00%	0	18	12
Glenn Hegar	95	76.00%	2	66	27
Total Votes Cast	125	100.00%	2	84	39
Overvotes	0		0	0	0
Undervotes	32		0	23	9

### REP Comm General Land Office

Vote For 1

	TOTAL	VOTE %	Absentee	Early Voting	Election Day
Dawn Buckingham	39	33.91%	0	22	17
Don W. Minton	18	15.65%	0	13	5
Ben Armenta	2	1.74%	0	2	0
Rufus Lopez	6	5.22%	0	3	3
Tim Westley	9	7.83%	0	6	3
Jon Spiers	35	30.43%	0	27	8
Victor Avila	2	1.74%	0	1	1
Weston Martinez	4	3.48%	0	4	0
Total Votes Cast	115	100.00%	0	78	37
Overvotes	0		0	0	0
Undervotes	42		2	29	11

### REP Commissioner of Agriculture

Vote For 1

	TOTAL	VOTE %	Absentee	Early Voting	Election Day
Sid Miller	68	55.74%	0	44	24
James White	44	36.07%	0	32	12
Carey A. Council	10	8.20%	0	7	3
Total Votes Cast	122	100.00%	0	83	39
Overvotes	0		0	0	0
Undervotes	35		2	24	9

## Precinct 0085

### REP Railroad Commissioner

Vote For 1

	TOTAL	VOTE %	Absentee	Early Voting	Election Day
Tom Slocum Jr	16	13.45%	0	10	6
Marvin "Sarge" Summers	7	5.88%	0	1	6
Sarah Stogner	16	13.45%	0	11	5
Dawayne Tipton	11	9.24%	0	8	3
Wayne Christian	69	57.98%	0	50	19
Total Votes Cast	119	100.00%	0	80	39
Overvotes	0		0	0	0
Undervotes	38		2	27	9

### REP Justice, Supreme Court, PI 3

Vote For 1

	TOTAL	VOTE %	Absentee	Early Voting	Election Day
Debra Lehrmann	113	100.00%	2	73	38
Total Votes Cast	113	100.00%	2	73	38
Overvotes	0		0	0	0
Undervotes	44		0	34	10

### REP Justice, Supreme Court, PI 5

Vote For 1

	TOTAL	VOTE %	Absentee	Early Voting	Election Day
Rebeca Huddle	112	100.00%	2	72	38
Total Votes Cast	112	100.00%	2	72	38
Overvotes	0		0	0	0
Undervotes	45		0	35	10

### REP Justice, Supreme Court, PI 9

Vote For 1

	TOTAL	VOTE %	Absentee	Early Voting	Election Day
David J. Schenck	72	63.72%	0	51	21
Evan Young	41	36.28%	2	21	18
Total Votes Cast	113	100.00%	2	72	39
Overvotes	0		0	0	0
Undervotes	44		0	35	9

### REP Judge, Ct of Crim App, PI 2

Vote For 1

	TOTAL	VOTE %	Absentee	Early Voting	Election Day
Mary Lou Keel	102	100.00%	2	65	35
Total Votes Cast	102	100.00%	2	65	35
Overvotes	0		0	0	0
Undervotes	55		0	42	13

## Precinct 0085

### REP Judge, Ct of Crim App, PI 5

Vote For 1

	TOTAL	VOTE %		Absentee	Early Voting	Election Day
Clint Morgan	57	50.44%	<div style="width: 50.44%;"><div style="width: 50.44%;"></div></div>	0	35	22
Scott Walker	56	49.56%	<div style="width: 49.56%;"><div style="width: 49.56%;"></div></div>	2	41	13
Total Votes Cast	113	100.00%	<div style="width: 100.00%;"><div style="width: 100.00%;"></div></div>	2	76	35
Overvotes	0			0	0	0
Undervotes	44			0	31	13

### REP Judge, Ct of Crim App, PI 6

Vote For 1

	TOTAL	VOTE %		Absentee	Early Voting	Election Day
Jesse F. McClure, III	106	100.00%	<div style="width: 100.00%;"><div style="width: 100.00%;"></div></div>	2	68	36
Total Votes Cast	106	100.00%	<div style="width: 100.00%;"><div style="width: 100.00%;"></div></div>	2	68	36
Overvotes	0			0	0	0
Undervotes	51			0	39	12

### REP Member, State BoE, Dist 9

Vote For 1

	TOTAL	VOTE %		Absentee	Early Voting	Election Day
Keven M. Ellis	106	100.00%	<div style="width: 100.00%;"><div style="width: 100.00%;"></div></div>	2	68	36
Total Votes Cast	106	100.00%	<div style="width: 100.00%;"><div style="width: 100.00%;"></div></div>	2	68	36
Overvotes	0			0	0	0
Undervotes	51			0	39	12

### REP State Senator, Dist 1

Vote For 1

	TOTAL	VOTE %		Absentee	Early Voting	Election Day
Bryan Hughes	126	100.00%	<div style="width: 100.00%;"><div style="width: 100.00%;"></div></div>	2	82	42
Total Votes Cast	126	100.00%	<div style="width: 100.00%;"><div style="width: 100.00%;"></div></div>	2	82	42
Overvotes	0			0	0	0
Undervotes	31			0	25	6

### REP State Rep, Dist 5

Vote For 1

	TOTAL	VOTE %		Absentee	Early Voting	Election Day
Cole Hefner	103	74.64%	<div style="width: 74.64%;"><div style="width: 74.64%;"></div></div>	2	65	36
Dewey R. Collier	35	25.36%	<div style="width: 25.36%;"><div style="width: 25.36%;"></div></div>	0	25	10
Total Votes Cast	138	100.00%	<div style="width: 100.00%;"><div style="width: 100.00%;"></div></div>	2	90	46
Overvotes	0			0	0	0
Undervotes	19			0	17	2

## Precinct 0085

### REP Justice, 12th Ct of App Dist, PI 2

Vote For 1

	TOTAL	VOTE %	Absentee	Early Voting	Election Day
Brian Hoyle	106	100.00%	2	68	36
Total Votes Cast	106	100.00%	2	68	36
Overvotes	0		0	0	0
Undervotes	51		0	39	12

### REP Dist Judge, 241st Judicial Dist

Vote For 1

	TOTAL	VOTE %	Absentee	Early Voting	Election Day
Debby Gunter	106	100.00%	2	68	36
Total Votes Cast	106	100.00%	2	68	36
Overvotes	0		0	0	0
Undervotes	51		0	39	12

### REP Dist Judge, 321st Judicial Dist

Vote For 1

	TOTAL	VOTE %	Absentee	Early Voting	Election Day
Robert Wilson	104	100.00%	2	65	37
Total Votes Cast	104	100.00%	2	65	37
Overvotes	0		0	0	0
Undervotes	53		0	42	11

### REP Criminal District Attorney

Vote For 1

	TOTAL	VOTE %	Absentee	Early Voting	Election Day
Jacob Putman	108	100.00%	2	69	37
Total Votes Cast	108	100.00%	2	69	37
Overvotes	0		0	0	0
Undervotes	49		0	38	11

### REP County Judge

Vote For 1

	TOTAL	VOTE %	Absentee	Early Voting	Election Day
Neal Franklin	107	100.00%	2	69	36
Total Votes Cast	107	100.00%	2	69	36
Overvotes	0		0	0	0
Undervotes	50		0	38	12

### REP Judge, County Court at Law No. 1

Vote For 1

	TOTAL	VOTE %	Absentee	Early Voting	Election Day
Jason Ellis	104	100.00%	2	66	36
Total Votes Cast	104	100.00%	2	66	36
Overvotes	0		0	0	0
Undervotes	53		0	41	12

## Precinct 0085

### REP Judge, County Court at Law No. 2

Vote For 1

	TOTAL	VOTE %		Absentee	Early Voting	Election Day
Taylor Heaton	101	100.00%	<div style="width: 100%; height: 10px; background-color: #ffc107;"></div>	2	64	35
Total Votes Cast	101	100.00%	<div style="width: 100%; height: 10px; background-color: #ffc107;"></div>	2	64	35
Overvotes	0			0	0	0
Undervotes	56			0	43	13

### REP Judge, County Court at Law No. 3

Vote For 1

	TOTAL	VOTE %		Absentee	Early Voting	Election Day
Sara Maynard	61	50.41%	<div style="width: 50.41%; height: 10px; background-color: #ffc107;"></div>	0	42	19
Trevor M. Rose	10	8.26%	<div style="width: 8.26%; height: 10px; background-color: #ffc107;"></div>	0	6	4
Clay White	50	41.32%	<div style="width: 41.32%; height: 10px; background-color: #ffc107;"></div>	2	33	15
Total Votes Cast	121	100.00%	<div style="width: 100%; height: 10px; background-color: #ffc107;"></div>	2	81	38
Overvotes	0			0	0	0
Undervotes	36			0	26	10

### REP District Clerk

Vote For 1

	TOTAL	VOTE %		Absentee	Early Voting	Election Day
Penny Clarkston	109	100.00%	<div style="width: 100%; height: 10px; background-color: #ffc107;"></div>	2	71	36
Total Votes Cast	109	100.00%	<div style="width: 100%; height: 10px; background-color: #ffc107;"></div>	2	71	36
Overvotes	0			0	0	0
Undervotes	48			0	36	12

### REP County Clerk

Vote For 1

	TOTAL	VOTE %		Absentee	Early Voting	Election Day
Karen Bryant Phillips	109	100.00%	<div style="width: 100%; height: 10px; background-color: #ffc107;"></div>	2	71	36
Total Votes Cast	109	100.00%	<div style="width: 100%; height: 10px; background-color: #ffc107;"></div>	2	71	36
Overvotes	0			0	0	0
Undervotes	48			0	36	12

### REP County Treasurer

Vote For 1

	TOTAL	VOTE %		Absentee	Early Voting	Election Day
Kelli R. White	81	72.97%	<div style="width: 72.97%; height: 10px; background-color: #ffc107;"></div>	2	55	24
Jamie Boersma	30	27.03%	<div style="width: 27.03%; height: 10px; background-color: #ffc107;"></div>	0	18	12
Total Votes Cast	111	100.00%	<div style="width: 100%; height: 10px; background-color: #ffc107;"></div>	2	73	36
Overvotes	0			0	0	0
Undervotes	46			0	34	12

## Precinct 0085

### REP JOP Pct 5

Vote For 1

	TOTAL	VOTE %		Absentee	Early Voting	Election Day
Jon Wayne Johnson	108	100.00%	<div style="width: 100%; height: 10px; background-color: #ffc107;"></div>	2	69	37
Total Votes Cast	108	100.00%	<div style="width: 100%; height: 10px; background-color: #ffc107;"></div>	2	69	37
Overvotes	0			0	0	0
Undervotes	49			0	38	11

### REP County Chair

Vote For 1

	TOTAL	VOTE %		Absentee	Early Voting	Election Day
David Stein	103	100.00%	<div style="width: 100%; height: 10px; background-color: #ffc107;"></div>	2	66	35
Total Votes Cast	103	100.00%	<div style="width: 100%; height: 10px; background-color: #ffc107;"></div>	2	66	35
Overvotes	0			0	0	0
Undervotes	54			0	41	13

### REP Proposition 1

Vote For 1

	TOTAL	VOTE %		Absentee	Early Voting	Election Day
YES	147	95.45%	<div style="width: 95.45%; height: 10px; background-color: #ffc107;"></div>	2	100	45
NO	7	4.55%	<div style="width: 4.55%; height: 10px; background-color: #6c757d;"></div>	0	5	2
Total Votes Cast	154	100.00%	<div style="width: 100%; height: 10px; background-color: #ffc107;"></div>	2	105	47
Overvotes	0			0	0	0
Undervotes	3			0	2	1

### REP Proposition 2

Vote For 1

	TOTAL	VOTE %		Absentee	Early Voting	Election Day
YES	129	84.87%	<div style="width: 84.87%; height: 10px; background-color: #ffc107;"></div>	0	87	42
NO	23	15.13%	<div style="width: 15.13%; height: 10px; background-color: #6c757d;"></div>	2	16	5
Total Votes Cast	152	100.00%	<div style="width: 100%; height: 10px; background-color: #ffc107;"></div>	2	103	47
Overvotes	0			0	0	0
Undervotes	5			0	4	1

### REP Proposition 3

Vote For 1

	TOTAL	VOTE %		Absentee	Early Voting	Election Day
YES	140	90.32%	<div style="width: 90.32%; height: 10px; background-color: #ffc107;"></div>	2	94	44
NO	15	9.68%	<div style="width: 9.68%; height: 10px; background-color: #6c757d;"></div>	0	11	4
Total Votes Cast	155	100.00%	<div style="width: 100%; height: 10px; background-color: #ffc107;"></div>	2	105	48
Overvotes	0			0	0	0
Undervotes	2			0	2	0

## Precinct 0085

### REP Proposition 4

Vote For 1

	TOTAL	VOTE %		Absentee	Early Voting	Election Day
YES	147	95.45%	<div style="width: 95.45%;"><div style="width: 95.45%;"></div></div>	0	99	48
NO	7	4.55%	<div style="width: 4.55%;"><div style="width: 4.55%;"></div></div>	0	7	0
Total Votes Cast	154	100.00%	<div style="width: 100.00%;"><div style="width: 100.00%;"></div></div>	0	106	48
Overvotes	0			0	0	0
Undervotes	3			2	1	0

### REP Proposition 5

Vote For 1

	TOTAL	VOTE %		Absentee	Early Voting	Election Day
YES	142	91.61%	<div style="width: 91.61%;"><div style="width: 91.61%;"></div></div>	2	95	45
NO	13	8.39%	<div style="width: 8.39%;"><div style="width: 8.39%;"></div></div>	0	10	3
Total Votes Cast	155	100.00%	<div style="width: 100.00%;"><div style="width: 100.00%;"></div></div>	2	105	48
Overvotes	0			0	0	0
Undervotes	2			0	2	0

### REP Proposition 6

Vote For 1

	TOTAL	VOTE %		Absentee	Early Voting	Election Day
YES	132	86.27%	<div style="width: 86.27%;"><div style="width: 86.27%;"></div></div>	0	94	38
NO	21	13.73%	<div style="width: 13.73%;"><div style="width: 13.73%;"></div></div>	2	11	8
Total Votes Cast	153	100.00%	<div style="width: 100.00%;"><div style="width: 100.00%;"></div></div>	2	105	46
Overvotes	0			0	0	0
Undervotes	4			0	2	2

### REP Proposition 7

Vote For 1

	TOTAL	VOTE %		Absentee	Early Voting	Election Day
YES	150	96.77%	<div style="width: 96.77%;"><div style="width: 96.77%;"></div></div>	2	101	47
NO	5	3.23%	<div style="width: 3.23%;"><div style="width: 3.23%;"></div></div>	0	4	1
Total Votes Cast	155	100.00%	<div style="width: 100.00%;"><div style="width: 100.00%;"></div></div>	2	105	48
Overvotes	0			0	0	0
Undervotes	2			0	2	0

### REP Proposition 8




Vote For 1

	TOTAL	VOTE %		Absentee	Early Voting	Election Day
YES	151	98.05%	<div style="width: 98.05%;"><div style="width: 98.05%;"></div></div>	2	101	48
NO	3	1.95%	<div style="width: 1.95%;"><div style="width: 1.95%;"></div></div>	0	3	0
Total Votes Cast	154	100.00%	<div style="width: 100.00%;"><div style="width: 100.00%;"></div></div>	2	104	48
Overvotes	0			0	0	0
Undervotes	3			0	3	0

## Precinct 0085




### REP Proposition 9

Vote For 1

	TOTAL	VOTE %		Absentee	Early Voting	Election Day
YES	137	90.73%		0	94	43
NO	14	9.27%		2	9	3
Total Votes Cast	151	100.00%		2	103	46
Overvotes	0			0	0	0
Undervotes	6			0	4	2

### REP Proposition 10

Vote For 1

	TOTAL	VOTE %		Absentee	Early Voting	Election Day
YES	151	97.42%		2	102	47
NO	4	2.58%		0	3	1
Total Votes Cast	155	100.00%		2	105	48
Overvotes	0			0	0	0
Undervotes	2			0	2	0