

November 8, 2022




Smith County

Precinct 0001**Statistics**

| | TOTAL | Absentee | Early Voting | Election Day |
|---------------------------|--------|----------|--------------|--------------|
| Registered Voters - Total | 539 | | | |
| Ballots Cast - Total | 125 | 5 | 63 | 57 |
| Ballots Cast - Blank | 0 | 0 | 0 | 0 |
| Voter Turnout - Total | 23.19% | | | |











US Representative, Dist 1

Vote For 1

| | TOTAL | VOTE % | | Absentee | Early Voting | Election Day |
|--------------------------|-------|---------|-----------------------------------------------------------------------------------|----------|--------------|--------------|
| REP Nathaniel Moran | 54 | 43.90% |  | 2 | 34 | 18 |
| DEM Jrmar (JJ) Jefferson | 69 | 56.10% |  | 3 | 28 | 38 |
| Total Votes Cast | 123 | 100.00% |  | 5 | 62 | 56 |
| Overvotes | 0 | | | 0 | 0 | 0 |
| Undervotes | 2 | | | 0 | 1 | 1 |





Governor

Vote For 1

| | TOTAL | VOTE % | | Absentee | Early Voting | Election Day |
|--------------------------------|-------|---------|-------------------------------------------------------------------------------------|----------|--------------|--------------|
| REP Greg Abbott | 54 | 43.20% |  | 2 | 33 | 19 |
| DEM Beto O'Rourke | 70 | 56.00% |  | 3 | 29 | 38 |
| LIB Mark Tippetts | 0 | 0.00% |  | 0 | 0 | 0 |
| GRN Delilah Barrios | 1 | 0.80% |  | 0 | 1 | 0 |
| Write-In Totals | 0 | 0.00% |  | 0 | 0 | 0 |
| Write-In: Jacqueline Abernathy | 0 | 0.00% |  | 0 | 0 | 0 |
| Write-In: Mark V Goloby | 0 | 0.00% |  | 0 | 0 | 0 |
| Write-In: Uncertified | 0 | 0.00% |  | 0 | 0 | 0 |
| Not Assigned | 0 | 0.00% |  | 0 | 0 | 0 |
| Total Votes Cast | 125 | 100.00% |  | 5 | 63 | 57 |
| Overvotes | 0 | | | 0 | 0 | 0 |
| Undervotes | 0 | | | 0 | 0 | 0 |

Lieutenant Governor

Vote For 1

| | TOTAL | VOTE % | | Absentee | Early Voting | Election Day |
|-------------------|-------|---------|-------------------------------------------------------------------------------------|----------|--------------|--------------|
| REP Dan Patrick | 52 | 42.28% |  | 2 | 32 | 18 |
| DEM Mike Collier | 70 | 56.91% |  | 3 | 29 | 38 |
| LIB Shanna Steele | 1 | 0.81% |  | 0 | 1 | 0 |
| Total Votes Cast | 123 | 100.00% |  | 5 | 62 | 56 |
| Overvotes | 0 | | | 0 | 0 | 0 |
| Undervotes | 2 | | | 0 | 1 | 1 |

November 8, 2022

Smith County

Precinct 0001**Attorney General**

Vote For 1

| | TOTAL | VOTE % | | Absentee | Early Voting | Election Day |
|-----------------------------|-------|---------|------------------------------------------------------------------------|----------|--------------|--------------|
| REP Ken Paxton | 51 | 41.80% | <div style="width: 41.80%;"><div style="width: 41.80%;"></div></div> | 2 | 31 | 18 |
| DEM Rochelle Mercedes Garza | 69 | 56.56% | <div style="width: 56.56%;"><div style="width: 56.56%;"></div></div> | 3 | 29 | 37 |
| LIB Mark Ash | 2 | 1.64% | <div style="width: 1.64%;"><div style="width: 1.64%;"></div></div> | 0 | 1 | 1 |
| Total Votes Cast | 122 | 100.00% | <div style="width: 100.00%;"><div style="width: 100.00%;"></div></div> | 5 | 61 | 56 |
| Overvotes | 0 | | | 0 | 0 | 0 |
| Undervotes | 3 | | | 0 | 2 | 1 |

Comptroller of Public Accounts

Vote For 1

| | TOTAL | VOTE % | | Absentee | Early Voting | Election Day |
|--------------------------------|-------|---------|------------------------------------------------------------------------|----------|--------------|--------------|
| REP Glenn Hegar | 51 | 41.80% | <div style="width: 41.80%;"><div style="width: 41.80%;"></div></div> | 2 | 31 | 18 |
| DEM Janet T. Dudding | 65 | 53.28% | <div style="width: 53.28%;"><div style="width: 53.28%;"></div></div> | 3 | 27 | 35 |
| LIB V. Alonzo Echevarria-Garza | 6 | 4.92% | <div style="width: 4.92%;"><div style="width: 4.92%;"></div></div> | 0 | 3 | 3 |
| Total Votes Cast | 122 | 100.00% | <div style="width: 100.00%;"><div style="width: 100.00%;"></div></div> | 5 | 61 | 56 |
| Overvotes | 0 | | | 0 | 0 | 0 |
| Undervotes | 3 | | | 0 | 2 | 1 |

Comm. General Land Office

Vote For 1

| | TOTAL | VOTE % | | Absentee | Early Voting | Election Day |
|--------------------------------|-------|---------|------------------------------------------------------------------------|----------|--------------|--------------|
| REP Dawn Buckingham | 51 | 41.80% | <div style="width: 41.80%;"><div style="width: 41.80%;"></div></div> | 2 | 31 | 18 |
| DEM Jay Kleberg | 70 | 57.38% | <div style="width: 57.38%;"><div style="width: 57.38%;"></div></div> | 3 | 29 | 38 |
| GRN Alfred Molison, Jr. | 1 | 0.82% | <div style="width: 0.82%;"><div style="width: 0.82%;"></div></div> | 0 | 1 | 0 |
| Write-In Totals | 0 | 0.00% | <div style="width: 0.00%;"><div style="width: 0.00%;"></div></div> | 0 | 0 | 0 |
| Write-In: Carrie Evelyn Menger | 0 | 0.00% | <div style="width: 0.00%;"><div style="width: 0.00%;"></div></div> | 0 | 0 | 0 |
| Write-In: Uncertified | 0 | 0.00% | <div style="width: 0.00%;"><div style="width: 0.00%;"></div></div> | 0 | 0 | 0 |
| Not Assigned | 0 | 0.00% | <div style="width: 0.00%;"><div style="width: 0.00%;"></div></div> | 0 | 0 | 0 |
| Total Votes Cast | 122 | 100.00% | <div style="width: 100.00%;"><div style="width: 100.00%;"></div></div> | 5 | 61 | 56 |
| Overvotes | 0 | | | 0 | 0 | 0 |
| Undervotes | 3 | | | 0 | 2 | 1 |

Commissioner of Agriculture

Vote For 1






| | TOTAL | VOTE % | | Absentee | Early Voting | Election Day |
|------------------|-------|---------|------------------------------------------------------------------------|----------|--------------|--------------|
| REP Sid Miller | 50 | 40.98% | <div style="width: 40.98%;"><div style="width: 40.98%;"></div></div> | 2 | 31 | 17 |
| DEM Susan Hays | 72 | 59.02% | <div style="width: 59.02%;"><div style="width: 59.02%;"></div></div> | 3 | 30 | 39 |
| Total Votes Cast | 122 | 100.00% | <div style="width: 100.00%;"><div style="width: 100.00%;"></div></div> | 5 | 61 | 56 |
| Overvotes | 0 | | | 0 | 0 | 0 |
| Undervotes | 3 | | | 0 | 2 | 1 |

November 8, 2022

Smith County





Precinct 0001**Railroad Commissioner**

Vote For 1

| | TOTAL | VOTE % | | Absentee | Early Voting | Election Day |
|-----------------------|-------|---------|-----------------------------------------------------------------------------------|----------|--------------|--------------|
| REP Wayne Christian | 50 | 41.32% |  | 2 | 30 | 18 |
| DEM Luke Warford | 67 | 55.37% |  | 3 | 28 | 36 |
| LIB Jaime Andres Diez | 3 | 2.48% |  | 0 | 2 | 1 |
| GRN Hunter Wayne Crow | 1 | 0.83% |  | 0 | 0 | 1 |
| Total Votes Cast | 121 | 100.00% |  | 5 | 60 | 56 |
| Overvotes | 0 | | | 0 | 0 | 0 |
| Undervotes | 4 | | | 0 | 3 | 1 |




Justice, Supreme Ct. PI. 3

Vote For 1

| | TOTAL | VOTE % | | Absentee | Early Voting | Election Day |
|--------------------------|-------|---------|-----------------------------------------------------------------------------------|----------|--------------|--------------|
| REP Debra Lehrmann | 51 | 41.80% |  | 2 | 33 | 16 |
| DEM Erin A. Nowell | 70 | 57.38% |  | 3 | 28 | 39 |
| LIB Thomas Edward Oxford | 1 | 0.82% |  | 0 | 0 | 1 |
| Total Votes Cast | 122 | 100.00% |  | 5 | 61 | 56 |
| Overvotes | 0 | | | 0 | 0 | 0 |
| Undervotes | 3 | | | 0 | 2 | 1 |




Justice, Supreme Ct. PI. 5

Vote For 1

| | TOTAL | VOTE % | | Absentee | Early Voting | Election Day |
|--------------------|-------|---------|-------------------------------------------------------------------------------------|----------|--------------|--------------|
| REP Rebeca Huddle | 52 | 42.98% |  | 2 | 33 | 17 |
| DEM Amanda Reichek | 69 | 57.02% |  | 3 | 29 | 37 |
| Total Votes Cast | 121 | 100.00% |  | 5 | 62 | 54 |
| Overvotes | 0 | | | 0 | 0 | 0 |
| Undervotes | 4 | | | 0 | 1 | 3 |

Justice, Supreme Ct. PI. 9

Vote For 1




| | TOTAL | VOTE % | | Absentee | Early Voting | Election Day |
|---------------------|-------|---------|-------------------------------------------------------------------------------------|----------|--------------|--------------|
| REP Evan Young | 51 | 41.46% |  | 2 | 32 | 17 |
| DEM Julia Maldonado | 72 | 58.54% |  | 3 | 30 | 39 |
| Total Votes Cast | 123 | 100.00% |  | 5 | 62 | 56 |
| Overvotes | 0 | | | 0 | 0 | 0 |
| Undervotes | 2 | | | 0 | 1 | 1 |

November 8, 2022

Smith County




Precinct 0001**Judge, Ct of Crim. Appeals, PI 5**

Vote For 1

| | TOTAL | VOTE % | | Absentee | Early Voting | Election Day |
|------------------|-------|---------|-----------------------------------------------------------------------------------|----------|--------------|--------------|
| REP Scott Walker | 52 | 42.62% |  | 2 | 32 | 18 |
| DEM Dana Huffman | 70 | 57.38% |  | 3 | 30 | 37 |
| Total Votes Cast | 122 | 100.00% |  | 5 | 62 | 55 |
| Overvotes | 0 | | | 0 | 0 | 0 |
| Undervotes | 3 | | | 0 | 1 | 2 |




Judge, Ct of Crim. Appeals, PI 6

Vote For 1

| | TOTAL | VOTE % | | Absentee | Early Voting | Election Day |
|---------------------------|-------|---------|-----------------------------------------------------------------------------------|----------|--------------|--------------|
| REP Jesse F. McClure, III | 52 | 42.62% |  | 2 | 32 | 18 |
| DEM Robert Johnson | 70 | 57.38% |  | 3 | 29 | 38 |
| Total Votes Cast | 122 | 100.00% |  | 5 | 61 | 56 |
| Overvotes | 0 | | | 0 | 0 | 0 |
| Undervotes | 3 | | | 0 | 2 | 1 |




State Representative, District 6

Vote For 1

| | TOTAL | VOTE % | | Absentee | Early Voting | Election Day |
|-------------------|-------|---------|-------------------------------------------------------------------------------------|----------|--------------|--------------|
| REP Matt Schaefer | 52 | 42.62% |  | 2 | 32 | 18 |
| DEM Cody J. Grace | 70 | 57.38% |  | 3 | 29 | 38 |
| Total Votes Cast | 122 | 100.00% |  | 5 | 61 | 56 |
| Overvotes | 0 | | | 0 | 0 | 0 |
| Undervotes | 3 | | | 0 | 2 | 1 |

Smith Prop A

Vote For 1

| | TOTAL | VOTE % | | Absentee | Early Voting | Election Day |
|------------------|-------|---------|-------------------------------------------------------------------------------------|----------|--------------|--------------|
| FOR | 49 | 40.83% |  | 1 | 28 | 20 |
| AGAINST | 71 | 59.17% |  | 4 | 33 | 34 |
| Total Votes Cast | 120 | 100.00% |  | 5 | 61 | 54 |
| Overvotes | 0 | | | 0 | 0 | 0 |
| Undervotes | 5 | | | 0 | 2 | 3 |

November 8, 2022




Smith County

Precinct 0002**Statistics**

| | TOTAL | Absentee | Early Voting | Election Day |
|---------------------------|--------|----------|--------------|--------------|
| Registered Voters - Total | 836 | | | |
| Ballots Cast - Total | 196 | 13 | 95 | 88 |
| Ballots Cast - Blank | 0 | 0 | 0 | 0 |
| Voter Turnout - Total | 23.44% | | | |











US Representative, Dist 1

Vote For 1

| | TOTAL | VOTE % | | Absentee | Early Voting | Election Day |
|--------------------------|-------|---------|-----------------------------------------------------------------------------------|----------|--------------|--------------|
| REP Nathaniel Moran | 48 | 25.40% |  | 0 | 19 | 29 |
| DEM Jrmar (JJ) Jefferson | 141 | 74.60% |  | 11 | 74 | 56 |
| Total Votes Cast | 189 | 100.00% |  | 11 | 93 | 85 |
| Overvotes | 0 | | | 0 | 0 | 0 |
| Undervotes | 7 | | | 2 | 2 | 3 |





Governor

Vote For 1

| | TOTAL | VOTE % | | Absentee | Early Voting | Election Day |
|--------------------------------|-------|---------|-------------------------------------------------------------------------------------|----------|--------------|--------------|
| REP Greg Abbott | 48 | 25.00% |  | 0 | 19 | 29 |
| DEM Beto O'Rourke | 141 | 73.44% |  | 12 | 74 | 55 |
| LIB Mark Tippetts | 3 | 1.56% |  | 0 | 0 | 3 |
| GRN Delilah Barrios | 0 | 0.00% |  | 0 | 0 | 0 |
| Write-In Totals | 0 | 0.00% |  | 0 | 0 | 0 |
| Write-In: Jacqueline Abernathy | 0 | 0.00% |  | 0 | 0 | 0 |
| Write-In: Mark V Goloby | 0 | 0.00% |  | 0 | 0 | 0 |
| Write-In: Uncertified | 0 | 0.00% |  | 0 | 0 | 0 |
| Not Assigned | 0 | 0.00% |  | 0 | 0 | 0 |
| Total Votes Cast | 192 | 100.00% |  | 12 | 93 | 87 |
| Overvotes | 0 | | | 0 | 0 | 0 |
| Undervotes | 4 | | | 1 | 2 | 1 |

Lieutenant Governor

Vote For 1

| | TOTAL | VOTE % | | Absentee | Early Voting | Election Day |
|-------------------|-------|---------|-------------------------------------------------------------------------------------|----------|--------------|--------------|
| REP Dan Patrick | 48 | 25.00% |  | 0 | 18 | 30 |
| DEM Mike Collier | 141 | 73.44% |  | 13 | 76 | 52 |
| LIB Shanna Steele | 3 | 1.56% |  | 0 | 0 | 3 |
| Total Votes Cast | 192 | 100.00% |  | 13 | 94 | 85 |
| Overvotes | 0 | | | 0 | 0 | 0 |
| Undervotes | 4 | | | 0 | 1 | 3 |

November 8, 2022

Smith County

Precinct 0002**Attorney General**

Vote For 1

| | TOTAL | VOTE % | | Absentee | Early Voting | Election Day |
|-----------------------------|-------|---------|--|----------|--------------|--------------|
| REP Ken Paxton | 47 | 24.61% | | 0 | 18 | 29 |
| DEM Rochelle Mercedes Garza | 139 | 72.77% | | 12 | 75 | 52 |
| LIB Mark Ash | 5 | 2.62% | | 0 | 2 | 3 |
| Total Votes Cast | 191 | 100.00% | | 12 | 95 | 84 |
| Overvotes | 0 | | | 0 | 0 | 0 |
| Undervotes | 5 | | | 1 | 0 | 4 |

Comptroller of Public Accounts

Vote For 1

| | TOTAL | VOTE % | | Absentee | Early Voting | Election Day |
|--------------------------------|-------|---------|--|----------|--------------|--------------|
| REP Glenn Hegar | 46 | 24.86% | | 0 | 20 | 26 |
| DEM Janet T. Dudding | 129 | 69.73% | | 12 | 71 | 46 |
| LIB V. Alonzo Echevarria-Garza | 10 | 5.41% | | 0 | 1 | 9 |
| Total Votes Cast | 185 | 100.00% | | 12 | 92 | 81 |
| Overvotes | 0 | | | 0 | 0 | 0 |
| Undervotes | 11 | | | 1 | 3 | 7 |

Comm. General Land Office

Vote For 1

| | TOTAL | VOTE % | | Absentee | Early Voting | Election Day |
|--------------------------------|-------|---------|--|----------|--------------|--------------|
| REP Dawn Buckingham | 48 | 25.40% | | 0 | 20 | 28 |
| DEM Jay Kleberg | 139 | 73.54% | | 13 | 73 | 53 |
| GRN Alfred Molison, Jr. | 2 | 1.06% | | 0 | 1 | 1 |
| Write-In Totals | 0 | 0.00% | | 0 | 0 | 0 |
| Write-In: Carrie Evelyn Menger | 0 | 0.00% | | 0 | 0 | 0 |
| Write-In: Uncertified | 0 | 0.00% | | 0 | 0 | 0 |
| Not Assigned | 0 | 0.00% | | 0 | 0 | 0 |
| Total Votes Cast | 189 | 100.00% | | 13 | 94 | 82 |
| Overvotes | 0 | | | 0 | 0 | 0 |
| Undervotes | 7 | | | 0 | 1 | 6 |

Commissioner of Agriculture

Vote For 1

| | TOTAL | VOTE % | | Absentee | Early Voting | Election Day |
|------------------|-------|---------|--|----------|--------------|--------------|
| REP Sid Miller | 49 | 25.65% | | 0 | 20 | 29 |
| DEM Susan Hays | 142 | 74.35% | | 13 | 74 | 55 |
| Total Votes Cast | 191 | 100.00% | | 13 | 94 | 84 |
| Overvotes | 0 | | | 0 | 0 | 0 |
| Undervotes | 5 | | | 0 | 1 | 4 |






November 8, 2022

Smith County

Precinct 0002





Railroad Commissioner

Vote For 1

| | TOTAL | VOTE % | | Absentee | Early Voting | Election Day |
|-----------------------|-------|---------|-----------------------------------------------------------------------------------|----------|--------------|--------------|
| REP Wayne Christian | 42 | 21.88% |  | 0 | 17 | 25 |
| DEM Luke Warford | 133 | 69.27% |  | 13 | 72 | 48 |
| LIB Jaime Andres Diez | 15 | 7.81% |  | 0 | 3 | 12 |
| GRN Hunter Wayne Crow | 2 | 1.04% |  | 0 | 2 | 0 |
| Total Votes Cast | 192 | 100.00% |  | 13 | 94 | 85 |
| Overvotes | 0 | | | 0 | 0 | 0 |
| Undervotes | 4 | | | 0 | 1 | 3 |




Justice, Supreme Ct. PI. 3

Vote For 1

| | TOTAL | VOTE % | | Absentee | Early Voting | Election Day |
|--------------------------|-------|---------|-----------------------------------------------------------------------------------|----------|--------------|--------------|
| REP Debra Lehrmann | 46 | 24.47% |  | 0 | 17 | 29 |
| DEM Erin A. Nowell | 140 | 74.47% |  | 11 | 75 | 54 |
| LIB Thomas Edward Oxford | 2 | 1.06% |  | 0 | 0 | 2 |
| Total Votes Cast | 188 | 100.00% |  | 11 | 92 | 85 |
| Overvotes | 0 | | | 0 | 0 | 0 |
| Undervotes | 8 | | | 2 | 3 | 3 |




Justice, Supreme Ct. PI. 5

Vote For 1

| | TOTAL | VOTE % | | Absentee | Early Voting | Election Day |
|--------------------|-------|---------|-------------------------------------------------------------------------------------|----------|--------------|--------------|
| REP Rebeca Huddle | 50 | 26.60% |  | 0 | 19 | 31 |
| DEM Amanda Reichek | 138 | 73.40% |  | 12 | 73 | 53 |
| Total Votes Cast | 188 | 100.00% |  | 12 | 92 | 84 |
| Overvotes | 0 | | | 0 | 0 | 0 |
| Undervotes | 8 | | | 1 | 3 | 4 |

Justice, Supreme Ct. PI. 9

Vote For 1

| | TOTAL | VOTE % | | Absentee | Early Voting | Election Day |
|---------------------|-------|---------|-------------------------------------------------------------------------------------|----------|--------------|--------------|
| REP Evan Young | 44 | 23.16% |  | 0 | 17 | 27 |
| DEM Julia Maldonado | 146 | 76.84% |  | 12 | 76 | 58 |
| Total Votes Cast | 190 | 100.00% |  | 12 | 93 | 85 |
| Overvotes | 0 | | | 0 | 0 | 0 |
| Undervotes | 6 | | | 1 | 2 | 3 |

November 8, 2022

Smith County

Precinct 0002**Judge, Ct of Crim. Appeals, PI 5**

Vote For 1

| | TOTAL | VOTE % | | Absentee | Early Voting | Election Day |
|------------------|-------|---------|--|----------|--------------|--------------|
| REP Scott Walker | 45 | 23.81% | | 0 | 18 | 27 |
| DEM Dana Huffman | 144 | 76.19% | | 12 | 76 | 56 |
| Total Votes Cast | 189 | 100.00% | | 12 | 94 | 83 |
| Overvotes | 0 | | | 0 | 0 | 0 |
| Undervotes | 7 | | | 1 | 1 | 5 |

Judge, Ct of Crim. Appeals, PI 6

Vote For 1

| | TOTAL | VOTE % | | Absentee | Early Voting | Election Day |
|---------------------------|-------|---------|--|----------|--------------|--------------|
| REP Jesse F. McClure, III | 45 | 23.81% | | 0 | 17 | 28 |
| DEM Robert Johnson | 144 | 76.19% | | 13 | 76 | 55 |
| Total Votes Cast | 189 | 100.00% | | 13 | 93 | 83 |
| Overvotes | 0 | | | 0 | 0 | 0 |
| Undervotes | 7 | | | 0 | 2 | 5 |

State Representative, District 6

Vote For 1

| | TOTAL | VOTE % | | Absentee | Early Voting | Election Day |
|-------------------|-------|---------|--|----------|--------------|--------------|
| REP Matt Schaefer | 47 | 24.23% | | 0 | 19 | 28 |
| DEM Cody J. Grace | 147 | 75.77% | | 13 | 76 | 58 |
| Total Votes Cast | 194 | 100.00% | | 13 | 95 | 86 |
| Overvotes | 0 | | | 0 | 0 | 0 |
| Undervotes | 2 | | | 0 | 0 | 2 |

Smith Prop A

Vote For 1

| | TOTAL | VOTE % | | Absentee | Early Voting | Election Day |
|------------------|-------|---------|--|----------|--------------|--------------|
| FOR | 91 | 47.15% | | 5 | 45 | 41 |
| AGAINST | 102 | 52.85% | | 7 | 50 | 45 |
| Total Votes Cast | 193 | 100.00% | | 12 | 95 | 86 |
| Overvotes | 0 | | | 0 | 0 | 0 |
| Undervotes | 3 | | | 1 | 0 | 2 |

November 8, 2022




Smith County

Precinct 0003**Statistics**

| | TOTAL | Absentee | Early Voting | Election Day |
|---------------------------|--------|----------|--------------|--------------|
| Registered Voters - Total | 2,484 | | | |
| Ballots Cast - Total | 1,404 | 68 | 928 | 408 |
| Ballots Cast - Blank | 0 | 0 | 0 | 0 |
| Voter Turnout - Total | 56.52% | | | |











US Representative, Dist 1

Vote For 1

| | TOTAL | VOTE % | | Absentee | Early Voting | Election Day |
|--------------------------|-------|---------|-----------------------------------------------------------------------------------|----------|--------------|--------------|
| REP Nathaniel Moran | 1,012 | 73.12% |  | 37 | 679 | 296 |
| DEM Jrmar (JJ) Jefferson | 372 | 26.88% |  | 26 | 241 | 105 |
| Total Votes Cast | 1,384 | 100.00% |  | 63 | 920 | 401 |
| Overvotes | 0 | | | 0 | 0 | 0 |
| Undervotes | 20 | | | 5 | 8 | 7 |





Governor

Vote For 1

| | TOTAL | VOTE % | | Absentee | Early Voting | Election Day |
|--------------------------------|-------|---------|-------------------------------------------------------------------------------------|----------|--------------|--------------|
| REP Greg Abbott | 972 | 69.78% |  | 34 | 654 | 284 |
| DEM Beto O'Rourke | 403 | 28.93% |  | 32 | 258 | 113 |
| LIB Mark Tippetts | 14 | 1.00% |  | 0 | 6 | 8 |
| GRN Delilah Barrios | 2 | 0.14% |  | 0 | 2 | 0 |
| Write-In Totals | 2 | 0.14% |  | 1 | 1 | 0 |
| Write-In: Mark V Goloby | 1 | 0.07% |  | 0 | 1 | 0 |
| Write-In: Uncertified | 1 | 0.07% |  | 1 | 0 | 0 |
| Write-In: Jacqueline Abernathy | 0 | 0.00% |  | 0 | 0 | 0 |
| Not Assigned | 0 | 0.00% |  | 0 | 0 | 0 |
| Total Votes Cast | 1,393 | 100.00% |  | 67 | 921 | 405 |
| Overvotes | 0 | | | 0 | 0 | 0 |
| Undervotes | 11 | | | 1 | 7 | 3 |

Lieutenant Governor

Vote For 1

| | TOTAL | VOTE % | | Absentee | Early Voting | Election Day |
|-------------------|-------|---------|-------------------------------------------------------------------------------------|----------|--------------|--------------|
| REP Dan Patrick | 961 | 69.29% |  | 34 | 649 | 278 |
| DEM Mike Collier | 387 | 27.90% |  | 32 | 246 | 109 |
| LIB Shanna Steele | 39 | 2.81% |  | 0 | 24 | 15 |
| Total Votes Cast | 1,387 | 100.00% |  | 66 | 919 | 402 |
| Overvotes | 0 | | | 0 | 0 | 0 |
| Undervotes | 17 | | | 2 | 9 | 6 |

November 8, 2022

Smith County

Precinct 0003**Attorney General**

Vote For 1

| | TOTAL | VOTE % | | Absentee | Early Voting | Election Day |
|-----------------------------|-------|---------|------------------------------------------------------------------------|----------|--------------|--------------|
| REP Ken Paxton | 945 | 68.53% | <div style="width: 68.53%;"><div style="width: 68.53%;"></div></div> | 34 | 638 | 273 |
| DEM Rochelle Mercedes Garza | 393 | 28.50% | <div style="width: 28.50%;"><div style="width: 28.50%;"></div></div> | 30 | 253 | 110 |
| LIB Mark Ash | 41 | 2.97% | <div style="width: 2.97%;"><div style="width: 2.97%;"></div></div> | 1 | 21 | 19 |
| Total Votes Cast | 1,379 | 100.00% | <div style="width: 100.00%;"><div style="width: 100.00%;"></div></div> | 65 | 912 | 402 |
| Overvotes | 0 | | | 0 | 0 | 0 |
| Undervotes | 25 | | | 3 | 16 | 6 |

Comptroller of Public Accounts

Vote For 1

| | TOTAL | VOTE % | | Absentee | Early Voting | Election Day |
|--------------------------------|-------|---------|------------------------------------------------------------------------|----------|--------------|--------------|
| REP Glenn Hegar | 979 | 71.46% | <div style="width: 71.46%;"><div style="width: 71.46%;"></div></div> | 34 | 659 | 286 |
| DEM Janet T. Dudding | 362 | 26.42% | <div style="width: 26.42%;"><div style="width: 26.42%;"></div></div> | 29 | 236 | 97 |
| LIB V. Alonzo Echevarria-Garza | 29 | 2.12% | <div style="width: 2.12%;"><div style="width: 2.12%;"></div></div> | 0 | 16 | 13 |
| Total Votes Cast | 1,370 | 100.00% | <div style="width: 100.00%;"><div style="width: 100.00%;"></div></div> | 63 | 911 | 396 |
| Overvotes | 0 | | | 0 | 0 | 0 |
| Undervotes | 34 | | | 5 | 17 | 12 |

Comm. General Land Office

Vote For 1

| | TOTAL | VOTE % | | Absentee | Early Voting | Election Day |
|--------------------------------|-------|---------|------------------------------------------------------------------------|----------|--------------|--------------|
| REP Dawn Buckingham | 962 | 70.42% | <div style="width: 70.42%;"><div style="width: 70.42%;"></div></div> | 35 | 643 | 284 |
| DEM Jay Kleberg | 390 | 28.55% | <div style="width: 28.55%;"><div style="width: 28.55%;"></div></div> | 29 | 259 | 102 |
| GRN Alfred Molison, Jr. | 13 | 0.95% | <div style="width: 0.95%;"><div style="width: 0.95%;"></div></div> | 0 | 8 | 5 |
| Write-In Totals | 1 | 0.07% | <div style="width: 0.07%;"><div style="width: 0.07%;"></div></div> | 0 | 1 | 0 |
| Write-In: Uncertified | 1 | 0.07% | <div style="width: 0.07%;"><div style="width: 0.07%;"></div></div> | 0 | 1 | 0 |
| Write-In: Carrie Evelyn Menger | 0 | 0.00% | <div style="width: 0.00%;"><div style="width: 0.00%;"></div></div> | 0 | 0 | 0 |
| Not Assigned | 0 | 0.00% | <div style="width: 0.00%;"><div style="width: 0.00%;"></div></div> | 0 | 0 | 0 |
| Total Votes Cast | 1,366 | 100.00% | <div style="width: 100.00%;"><div style="width: 100.00%;"></div></div> | 64 | 911 | 391 |
| Overvotes | 0 | | | 0 | 0 | 0 |
| Undervotes | 38 | | | 4 | 17 | 17 |

Commissioner of Agriculture

Vote For 1






| | TOTAL | VOTE % | | Absentee | Early Voting | Election Day |
|------------------|-------|---------|------------------------------------------------------------------------|----------|--------------|--------------|
| REP Sid Miller | 974 | 71.62% | <div style="width: 71.62%;"><div style="width: 71.62%;"></div></div> | 33 | 653 | 288 |
| DEM Susan Hays | 386 | 28.38% | <div style="width: 28.38%;"><div style="width: 28.38%;"></div></div> | 31 | 251 | 104 |
| Total Votes Cast | 1,360 | 100.00% | <div style="width: 100.00%;"><div style="width: 100.00%;"></div></div> | 64 | 904 | 392 |
| Overvotes | 0 | | | 0 | 0 | 0 |
| Undervotes | 44 | | | 4 | 24 | 16 |

November 8, 2022

Smith County





Precinct 0003**Railroad Commissioner**

Vote For 1

| | TOTAL | VOTE % | | Absentee | Early Voting | Election Day |
|-----------------------|-------|---------|-----------------------------------------------------------------------------------|----------|--------------|--------------|
| REP Wayne Christian | 962 | 70.48% |  | 34 | 651 | 277 |
| DEM Luke Warford | 361 | 26.45% |  | 29 | 234 | 98 |
| LIB Jaime Andres Diez | 33 | 2.42% |  | 0 | 19 | 14 |
| GRN Hunter Wayne Crow | 9 | 0.66% |  | 0 | 5 | 4 |
| Total Votes Cast | 1,365 | 100.00% |  | 63 | 909 | 393 |
| Overvotes | 0 | | | 0 | 0 | 0 |
| Undervotes | 39 | | | 5 | 19 | 15 |




Justice, Supreme Ct. PI. 3

Vote For 1

| | TOTAL | VOTE % | | Absentee | Early Voting | Election Day |
|--------------------------|-------|---------|-----------------------------------------------------------------------------------|----------|--------------|--------------|
| REP Debra Lehrmann | 974 | 70.99% |  | 32 | 659 | 283 |
| DEM Erin A. Nowell | 376 | 27.41% |  | 32 | 237 | 107 |
| LIB Thomas Edward Oxford | 22 | 1.60% |  | 0 | 10 | 12 |
| Total Votes Cast | 1,372 | 100.00% |  | 64 | 906 | 402 |
| Overvotes | 0 | | | 0 | 0 | 0 |
| Undervotes | 32 | | | 4 | 22 | 6 |




Justice, Supreme Ct. PI. 5

Vote For 1

| | TOTAL | VOTE % | | Absentee | Early Voting | Election Day |
|--------------------|-------|---------|-------------------------------------------------------------------------------------|----------|--------------|--------------|
| REP Rebeca Huddle | 980 | 71.90% |  | 33 | 660 | 287 |
| DEM Amanda Reichel | 383 | 28.10% |  | 29 | 245 | 109 |
| Total Votes Cast | 1,363 | 100.00% |  | 62 | 905 | 396 |
| Overvotes | 0 | | | 0 | 0 | 0 |
| Undervotes | 41 | | | 6 | 23 | 12 |

Justice, Supreme Ct. PI. 9

Vote For 1




| | TOTAL | VOTE % | | Absentee | Early Voting | Election Day |
|---------------------|-------|---------|-------------------------------------------------------------------------------------|----------|--------------|--------------|
| REP Evan Young | 983 | 72.12% |  | 33 | 664 | 286 |
| DEM Julia Maldonado | 380 | 27.88% |  | 31 | 239 | 110 |
| Total Votes Cast | 1,363 | 100.00% |  | 64 | 903 | 396 |
| Overvotes | 0 | | | 0 | 0 | 0 |
| Undervotes | 41 | | | 4 | 25 | 12 |

November 8, 2022

Smith County




Precinct 0003**Judge, Ct of Crim. Appeals, PI 5**

Vote For 1

| | TOTAL | VOTE % | | Absentee | Early Voting | Election Day |
|------------------|-------|---------|-----------------------------------------------------------------------------------|----------|--------------|--------------|
| REP Scott Walker | 973 | 71.33% |  | 33 | 654 | 286 |
| DEM Dana Huffman | 391 | 28.67% |  | 31 | 251 | 109 |
| Total Votes Cast | 1,364 | 100.00% |  | 64 | 905 | 395 |
| Overvotes | 0 | | | 0 | 0 | 0 |
| Undervotes | 40 | | | 4 | 23 | 13 |




Judge, Ct of Crim. Appeals, PI 6

Vote For 1

| | TOTAL | VOTE % | | Absentee | Early Voting | Election Day |
|---------------------------|-------|---------|-----------------------------------------------------------------------------------|----------|--------------|--------------|
| REP Jesse F. McClure, III | 981 | 72.29% |  | 34 | 659 | 288 |
| DEM Robert Johnson | 376 | 27.71% |  | 29 | 240 | 107 |
| Total Votes Cast | 1,357 | 100.00% |  | 63 | 899 | 395 |
| Overvotes | 0 | | | 0 | 0 | 0 |
| Undervotes | 47 | | | 5 | 29 | 13 |




State Representative, District 6

Vote For 1

| | TOTAL | VOTE % | | Absentee | Early Voting | Election Day |
|-------------------|-------|---------|-------------------------------------------------------------------------------------|----------|--------------|--------------|
| REP Matt Schaefer | 974 | 71.04% |  | 32 | 656 | 286 |
| DEM Cody J. Grace | 397 | 28.96% |  | 33 | 253 | 111 |
| Total Votes Cast | 1,371 | 100.00% |  | 65 | 909 | 397 |
| Overvotes | 0 | | | 0 | 0 | 0 |
| Undervotes | 33 | | | 3 | 19 | 11 |

Smith Prop A

Vote For 1

| | TOTAL | VOTE % | | Absentee | Early Voting | Election Day |
|------------------|-------|---------|-------------------------------------------------------------------------------------|----------|--------------|--------------|
| FOR | 805 | 58.08% |  | 44 | 542 | 219 |
| AGAINST | 581 | 41.92% |  | 20 | 375 | 186 |
| Total Votes Cast | 1,386 | 100.00% |  | 64 | 917 | 405 |
| Overvotes | 0 | | | 0 | 0 | 0 |
| Undervotes | 18 | | | 4 | 11 | 3 |

November 8, 2022




Smith County

Precinct 0004**Statistics**

| | TOTAL | Absentee | Early Voting | Election Day |
|---------------------------|--------|----------|--------------|--------------|
| Registered Voters - Total | 1,888 | | | |
| Ballots Cast - Total | 627 | 21 | 351 | 255 |
| Ballots Cast - Blank | 0 | 0 | 0 | 0 |
| Voter Turnout - Total | 33.21% | | | |











US Representative, Dist 1

Vote For 1

| | TOTAL | VOTE % | | Absentee | Early Voting | Election Day |
|--------------------------|-------|---------|-----------------------------------------------------------------------------------|----------|--------------|--------------|
| REP Nathaniel Moran | 359 | 58.56% |  | 10 | 183 | 166 |
| DEM Jrmar (JJ) Jefferson | 254 | 41.44% |  | 10 | 162 | 82 |
| Total Votes Cast | 613 | 100.00% |  | 20 | 345 | 248 |
| Overvotes | 0 | | | 0 | 0 | 0 |
| Undervotes | 14 | | | 1 | 6 | 7 |





Governor

Vote For 1

| | TOTAL | VOTE % | | Absentee | Early Voting | Election Day |
|--------------------------------|-------|---------|-------------------------------------------------------------------------------------|----------|--------------|--------------|
| REP Greg Abbott | 357 | 57.30% |  | 8 | 184 | 165 |
| DEM Beto O'Rourke | 257 | 41.25% |  | 11 | 160 | 86 |
| LIB Mark Tippetts | 4 | 0.64% |  | 0 | 1 | 3 |
| GRN Delilah Barrios | 2 | 0.32% |  | 0 | 2 | 0 |
| Write-In Totals | 3 | 0.48% |  | 2 | 1 | 0 |
| Write-In: Mark V Goloby | 2 | 0.32% |  | 2 | 0 | 0 |
| Write-In: Uncertified | 1 | 0.16% |  | 0 | 1 | 0 |
| Write-In: Jacqueline Abernathy | 0 | 0.00% |  | 0 | 0 | 0 |
| Not Assigned | 0 | 0.00% |  | 0 | 0 | 0 |
| Total Votes Cast | 623 | 100.00% |  | 21 | 348 | 254 |
| Overvotes | 0 | | | 0 | 0 | 0 |
| Undervotes | 4 | | | 0 | 3 | 1 |

Lieutenant Governor

Vote For 1

| | TOTAL | VOTE % | | Absentee | Early Voting | Election Day |
|-------------------|-------|---------|-------------------------------------------------------------------------------------|----------|--------------|--------------|
| REP Dan Patrick | 348 | 56.40% |  | 8 | 179 | 161 |
| DEM Mike Collier | 252 | 40.84% |  | 12 | 162 | 78 |
| LIB Shanna Steele | 17 | 2.76% |  | 1 | 7 | 9 |
| Total Votes Cast | 617 | 100.00% |  | 21 | 348 | 248 |
| Overvotes | 0 | | | 0 | 0 | 0 |
| Undervotes | 10 | | | 0 | 3 | 7 |

November 8, 2022

Smith County

Precinct 0004**Attorney General**

Vote For 1

| | TOTAL | VOTE % | | Absentee | Early Voting | Election Day |
|-----------------------------|-------|---------|------------------------------------------------------------------------|----------|--------------|--------------|
| REP Ken Paxton | 338 | 55.23% | <div style="width: 55.23%;"><div style="width: 55.23%;"></div></div> | 6 | 173 | 159 |
| DEM Rochelle Mercedes Garza | 262 | 42.81% | <div style="width: 42.81%;"><div style="width: 42.81%;"></div></div> | 14 | 166 | 82 |
| LIB Mark Ash | 12 | 1.96% | <div style="width: 1.96%;"><div style="width: 1.96%;"></div></div> | 0 | 6 | 6 |
| Total Votes Cast | 612 | 100.00% | <div style="width: 100.00%;"><div style="width: 100.00%;"></div></div> | 20 | 345 | 247 |
| Overvotes | 0 | | | 0 | 0 | 0 |
| Undervotes | 15 | | | 1 | 6 | 8 |

Comptroller of Public Accounts

Vote For 1

| | TOTAL | VOTE % | | Absentee | Early Voting | Election Day |
|--------------------------------|-------|---------|------------------------------------------------------------------------|----------|--------------|--------------|
| REP Glenn Hegar | 347 | 57.17% | <div style="width: 57.17%;"><div style="width: 57.17%;"></div></div> | 7 | 180 | 160 |
| DEM Janet T. Dudding | 244 | 40.20% | <div style="width: 40.20%;"><div style="width: 40.20%;"></div></div> | 13 | 156 | 75 |
| LIB V. Alonzo Echevarria-Garza | 16 | 2.64% | <div style="width: 2.64%;"><div style="width: 2.64%;"></div></div> | 1 | 7 | 8 |
| Total Votes Cast | 607 | 100.00% | <div style="width: 100.00%;"><div style="width: 100.00%;"></div></div> | 21 | 343 | 243 |
| Overvotes | 0 | | | 0 | 0 | 0 |
| Undervotes | 20 | | | 0 | 8 | 12 |

Comm. General Land Office

Vote For 1

| | TOTAL | VOTE % | | Absentee | Early Voting | Election Day |
|--------------------------------|-------|---------|------------------------------------------------------------------------|----------|--------------|--------------|
| REP Dawn Buckingham | 340 | 55.92% | <div style="width: 55.92%;"><div style="width: 55.92%;"></div></div> | 7 | 173 | 160 |
| DEM Jay Kleberg | 256 | 42.11% | <div style="width: 42.11%;"><div style="width: 42.11%;"></div></div> | 13 | 164 | 79 |
| GRN Alfred Molison, Jr. | 11 | 1.81% | <div style="width: 1.81%;"><div style="width: 1.81%;"></div></div> | 0 | 7 | 4 |
| Write-In Totals | 1 | 0.16% | <div style="width: 0.16%;"><div style="width: 0.16%;"></div></div> | 1 | 0 | 0 |
| Write-In: Carrie Evelyn Menger | 1 | 0.16% | <div style="width: 0.16%;"><div style="width: 0.16%;"></div></div> | 1 | 0 | 0 |
| Write-In: Uncertified | 0 | 0.00% | <div style="width: 0.00%;"><div style="width: 0.00%;"></div></div> | 0 | 0 | 0 |
| Not Assigned | 0 | 0.00% | <div style="width: 0.00%;"><div style="width: 0.00%;"></div></div> | 0 | 0 | 0 |
| Total Votes Cast | 608 | 100.00% | <div style="width: 100.00%;"><div style="width: 100.00%;"></div></div> | 21 | 344 | 243 |
| Overvotes | 0 | | | 0 | 0 | 0 |
| Undervotes | 19 | | | 0 | 7 | 12 |

Commissioner of Agriculture

Vote For 1






| | TOTAL | VOTE % | | Absentee | Early Voting | Election Day |
|------------------|-------|---------|------------------------------------------------------------------------|----------|--------------|--------------|
| REP Sid Miller | 350 | 57.10% | <div style="width: 57.10%;"><div style="width: 57.10%;"></div></div> | 7 | 183 | 160 |
| DEM Susan Hays | 263 | 42.90% | <div style="width: 42.90%;"><div style="width: 42.90%;"></div></div> | 14 | 162 | 87 |
| Total Votes Cast | 613 | 100.00% | <div style="width: 100.00%;"><div style="width: 100.00%;"></div></div> | 21 | 345 | 247 |
| Overvotes | 0 | | | 0 | 0 | 0 |
| Undervotes | 14 | | | 0 | 6 | 8 |

November 8, 2022

Smith County





Precinct 0004**Railroad Commissioner**

Vote For 1

| | TOTAL | VOTE % | | Absentee | Early Voting | Election Day |
|-----------------------|-------|---------|-----------------------------------------------------------------------------------|----------|--------------|--------------|
| REP Wayne Christian | 345 | 56.37% |  | 7 | 179 | 159 |
| DEM Luke Warford | 241 | 39.38% |  | 13 | 154 | 74 |
| LIB Jaime Andres Diez | 19 | 3.10% |  | 1 | 6 | 12 |
| GRN Hunter Wayne Crow | 7 | 1.14% |  | 0 | 4 | 3 |
| Total Votes Cast | 612 | 100.00% |  | 21 | 343 | 248 |
| Overvotes | 0 | | | 0 | 0 | 0 |
| Undervotes | 15 | | | 0 | 8 | 7 |




Justice, Supreme Ct. PI. 3

Vote For 1

| | TOTAL | VOTE % | | Absentee | Early Voting | Election Day |
|--------------------------|-------|---------|-----------------------------------------------------------------------------------|----------|--------------|--------------|
| REP Debra Lehrmann | 347 | 56.70% |  | 7 | 178 | 162 |
| DEM Erin A. Nowell | 254 | 41.50% |  | 13 | 162 | 79 |
| LIB Thomas Edward Oxford | 11 | 1.80% |  | 1 | 4 | 6 |
| Total Votes Cast | 612 | 100.00% |  | 21 | 344 | 247 |
| Overvotes | 0 | | | 0 | 0 | 0 |
| Undervotes | 15 | | | 0 | 7 | 8 |




Justice, Supreme Ct. PI. 5

Vote For 1

| | TOTAL | VOTE % | | Absentee | Early Voting | Election Day |
|--------------------|-------|---------|-------------------------------------------------------------------------------------|----------|--------------|--------------|
| REP Rebeca Huddle | 348 | 56.96% |  | 7 | 177 | 164 |
| DEM Amanda Reichek | 263 | 43.04% |  | 14 | 166 | 83 |
| Total Votes Cast | 611 | 100.00% |  | 21 | 343 | 247 |
| Overvotes | 0 | | | 0 | 0 | 0 |
| Undervotes | 16 | | | 0 | 8 | 8 |

Justice, Supreme Ct. PI. 9

Vote For 1

| | TOTAL | VOTE % | | Absentee | Early Voting | Election Day |
|---------------------|-------|---------|-------------------------------------------------------------------------------------|----------|--------------|--------------|
| REP Evan Young | 345 | 56.93% |  | 6 | 179 | 160 |
| DEM Julia Maldonado | 261 | 43.07% |  | 14 | 163 | 84 |
| Total Votes Cast | 606 | 100.00% |  | 20 | 342 | 244 |
| Overvotes | 0 | | | 0 | 0 | 0 |
| Undervotes | 21 | | | 1 | 9 | 11 |

November 8, 2022

Smith County

Precinct 0004**Judge, Ct of Crim. Appeals, PI 5**

Vote For 1

| | TOTAL | VOTE % | | Absentee | Early Voting | Election Day |
|------------------|-------|---------|------------------------------------------------------------------------|----------|--------------|--------------|
| REP Scott Walker | 344 | 56.67% | <div style="width: 56.67%;"><div style="width: 56.67%;"></div></div> | 7 | 177 | 160 |
| DEM Dana Huffman | 263 | 43.33% | <div style="width: 43.33%;"><div style="width: 43.33%;"></div></div> | 14 | 164 | 85 |
| Total Votes Cast | 607 | 100.00% | <div style="width: 100.00%;"><div style="width: 100.00%;"></div></div> | 21 | 341 | 245 |
| Overvotes | 0 | | | 0 | 0 | 0 |
| Undervotes | 20 | | | 0 | 10 | 10 |

Judge, Ct of Crim. Appeals, PI 6

Vote For 1

| | TOTAL | VOTE % | | Absentee | Early Voting | Election Day |
|---------------------------|-------|---------|------------------------------------------------------------------------|----------|--------------|--------------|
| REP Jesse F. McClure, III | 349 | 57.31% | <div style="width: 57.31%;"><div style="width: 57.31%;"></div></div> | 7 | 180 | 162 |
| DEM Robert Johnson | 260 | 42.69% | <div style="width: 42.69%;"><div style="width: 42.69%;"></div></div> | 14 | 163 | 83 |
| Total Votes Cast | 609 | 100.00% | <div style="width: 100.00%;"><div style="width: 100.00%;"></div></div> | 21 | 343 | 245 |
| Overvotes | 0 | | | 0 | 0 | 0 |
| Undervotes | 18 | | | 0 | 8 | 10 |

Justice of the Peace, Pct. 4

Vote For 1

| | TOTAL | VOTE % | | Absentee | Early Voting | Election Day |
|-------------------|-------|---------|------------------------------------------------------------------------|----------|--------------|--------------|
| REP Curtis Wulf | 346 | 56.44% | <div style="width: 56.44%;"><div style="width: 56.44%;"></div></div> | 7 | 177 | 162 |
| DEM Randy Hawkins | 267 | 43.56% | <div style="width: 43.56%;"><div style="width: 43.56%;"></div></div> | 14 | 170 | 83 |
| Total Votes Cast | 613 | 100.00% | <div style="width: 100.00%;"><div style="width: 100.00%;"></div></div> | 21 | 347 | 245 |
| Overvotes | 0 | | | 0 | 0 | 0 |
| Undervotes | 14 | | | 0 | 4 | 10 |

Smith Prop A

Vote For 1

| | TOTAL | VOTE % | | Absentee | Early Voting | Election Day |
|------------------|-------|---------|------------------------------------------------------------------------|----------|--------------|--------------|
| FOR | 285 | 47.11% | <div style="width: 47.11%;"><div style="width: 47.11%;"></div></div> | 8 | 161 | 116 |
| AGAINST | 320 | 52.89% | <div style="width: 52.89%;"><div style="width: 52.89%;"></div></div> | 12 | 177 | 131 |
| Total Votes Cast | 605 | 100.00% | <div style="width: 100.00%;"><div style="width: 100.00%;"></div></div> | 20 | 338 | 247 |
| Overvotes | 0 | | | 0 | 0 | 0 |
| Undervotes | 22 | | | 1 | 13 | 8 |

WISD Prop A

Vote For 1

| | TOTAL | VOTE % | | Absentee | Early Voting | Election Day |
|------------------|-------|---------|------------------------------------------------------------------------|----------|--------------|--------------|
| FOR | 53 | 56.38% | <div style="width: 56.38%;"><div style="width: 56.38%;"></div></div> | 0 | 29 | 24 |
| AGAINST | 41 | 43.62% | <div style="width: 43.62%;"><div style="width: 43.62%;"></div></div> | 0 | 23 | 18 |
| Total Votes Cast | 94 | 100.00% | <div style="width: 100.00%;"><div style="width: 100.00%;"></div></div> | 0 | 52 | 42 |
| Overvotes | 0 | | | 0 | 0 | 0 |
| Undervotes | 0 | | | 0 | 0 | 0 |




November 8, 2022

Smith County

Precinct 0004




WISD Prop B

Vote For 1

| | TOTAL | VOTE % | | Absentee | Early Voting | Election Day |
|------------------|-------|---------|-----------------------------------------------------------------------------------|----------|--------------|--------------|
| FOR | 44 | 47.83% |  | 0 | 26 | 18 |
| AGAINST | 48 | 52.17% |  | 0 | 25 | 23 |
| Total Votes Cast | 92 | 100.00% |  | 0 | 51 | 41 |
| Overvotes | 0 | | | 0 | 0 | 0 |
| Undervotes | 2 | | | 0 | 1 | 1 |

WISD Prop C

Vote For 1

| | TOTAL | VOTE % | | Absentee | Early Voting | Election Day |
|------------------|-------|---------|-----------------------------------------------------------------------------------|----------|--------------|--------------|
| FOR | 40 | 43.48% |  | 0 | 25 | 15 |
| AGAINST | 52 | 56.52% |  | 0 | 26 | 26 |
| Total Votes Cast | 92 | 100.00% |  | 0 | 51 | 41 |
| Overvotes | 0 | | | 0 | 0 | 0 |
| Undervotes | 2 | | | 0 | 1 | 1 |

November 8, 2022

Smith County

Precinct 0005**Statistics**

| | TOTAL | Absentee | Early Voting | Election Day |
|---------------------------|--------|----------|--------------|--------------|
| Registered Voters - Total | 4,586 | | | |
| Ballots Cast - Total | 2,463 | 46 | 1,805 | 612 |
| Ballots Cast - Blank | 0 | 0 | 0 | 0 |
| Voter Turnout - Total | 53.71% | | | |

US Representative, Dist 1

Vote For 1

| | TOTAL | VOTE % | Absentee | Early Voting | Election Day |
|-------------------------|-------|---------|----------|--------------|--------------|
| REP Nathaniel Moran | 2,193 | 89.88% | 30 | 1,614 | 549 |
| DEM Jrmr (JJ) Jefferson | 247 | 10.12% | 14 | 175 | 58 |
| Total Votes Cast | 2,440 | 100.00% | 44 | 1,789 | 607 |
| Overvotes | 0 | | 0 | 0 | 0 |
| Undervotes | 23 | | 2 | 16 | 5 |

Governor

Vote For 1

| | TOTAL | VOTE % | Absentee | Early Voting | Election Day |
|--------------------------------|-------|---------|----------|--------------|--------------|
| REP Greg Abbott | 2,189 | 89.06% | 32 | 1,612 | 545 |
| DEM Beto O'Rourke | 252 | 10.25% | 13 | 180 | 59 |
| LIB Mark Tippetts | 15 | 0.61% | 0 | 9 | 6 |
| GRN Delilah Barrios | 2 | 0.08% | 0 | 1 | 1 |
| Write-In Totals | 0 | 0.00% | 0 | 0 | 0 |
| Write-In: Jacqueline Abernathy | 0 | 0.00% | 0 | 0 | 0 |
| Write-In: Mark V Goloby | 0 | 0.00% | 0 | 0 | 0 |
| Write-In: Uncertified | 0 | 0.00% | 0 | 0 | 0 |
| Not Assigned | 0 | 0.00% | 0 | 0 | 0 |
| Total Votes Cast | 2,458 | 100.00% | 45 | 1,802 | 611 |
| Overvotes | 0 | | 0 | 0 | 0 |
| Undervotes | 5 | | 1 | 3 | 1 |

Lieutenant Governor

Vote For 1

| | TOTAL | VOTE % | Absentee | Early Voting | Election Day |
|-------------------|-------|---------|----------|--------------|--------------|
| REP Dan Patrick | 2,143 | 87.58% | 32 | 1,578 | 533 |
| DEM Mike Collier | 268 | 10.95% | 12 | 194 | 62 |
| LIB Shanna Steele | 36 | 1.47% | 1 | 23 | 12 |
| Total Votes Cast | 2,447 | 100.00% | 45 | 1,795 | 607 |
| Overvotes | 0 | | 0 | 0 | 0 |
| Undervotes | 16 | | 1 | 10 | 5 |

November 8, 2022

Smith County

Precinct 0005**Attorney General**

Vote For 1

| | TOTAL | VOTE % | | Absentee | Early Voting | Election Day |
|-----------------------------|-------|---------|------------------------------------------------------------------------|----------|--------------|--------------|
| REP Ken Paxton | 2,143 | 87.61% | <div style="width: 87.61%;"><div style="width: 87.61%;"></div></div> | 32 | 1,579 | 532 |
| DEM Rochelle Mercedes Garza | 265 | 10.83% | <div style="width: 10.83%;"><div style="width: 10.83%;"></div></div> | 13 | 191 | 61 |
| LIB Mark Ash | 38 | 1.55% | <div style="width: 1.55%;"><div style="width: 1.55%;"></div></div> | 0 | 24 | 14 |
| Total Votes Cast | 2,446 | 100.00% | <div style="width: 100.00%;"><div style="width: 100.00%;"></div></div> | 45 | 1,794 | 607 |
| Overvotes | 0 | | | 0 | 0 | 0 |
| Undervotes | 17 | | | 1 | 11 | 5 |

Comptroller of Public Accounts

Vote For 1

| | TOTAL | VOTE % | | Absentee | Early Voting | Election Day |
|--------------------------------|-------|---------|------------------------------------------------------------------------|----------|--------------|--------------|
| REP Glenn Hegar | 2,172 | 89.09% | <div style="width: 89.09%;"><div style="width: 89.09%;"></div></div> | 32 | 1,603 | 537 |
| DEM Janet T. Dudding | 244 | 10.01% | <div style="width: 10.01%;"><div style="width: 10.01%;"></div></div> | 13 | 174 | 57 |
| LIB V. Alonzo Echevarria-Garza | 22 | 0.90% | <div style="width: 0.90%;"><div style="width: 0.90%;"></div></div> | 0 | 13 | 9 |
| Total Votes Cast | 2,438 | 100.00% | <div style="width: 100.00%;"><div style="width: 100.00%;"></div></div> | 45 | 1,790 | 603 |
| Overvotes | 0 | | | 0 | 0 | 0 |
| Undervotes | 25 | | | 1 | 15 | 9 |

Comm. General Land Office

Vote For 1

| | TOTAL | VOTE % | | Absentee | Early Voting | Election Day |
|--------------------------------|-------|---------|------------------------------------------------------------------------|----------|--------------|--------------|
| REP Dawn Buckingham | 2,151 | 88.23% | <div style="width: 88.23%;"><div style="width: 88.23%;"></div></div> | 32 | 1,583 | 536 |
| DEM Jay Kleberg | 271 | 11.12% | <div style="width: 11.12%;"><div style="width: 11.12%;"></div></div> | 13 | 195 | 63 |
| GRN Alfred Molison, Jr. | 16 | 0.66% | <div style="width: 0.66%;"><div style="width: 0.66%;"></div></div> | 0 | 9 | 7 |
| Write-In Totals | 0 | 0.00% | <div style="width: 0.00%;"><div style="width: 0.00%;"></div></div> | 0 | 0 | 0 |
| Write-In: Carrie Evelyn Menger | 0 | 0.00% | <div style="width: 0.00%;"><div style="width: 0.00%;"></div></div> | 0 | 0 | 0 |
| Write-In: Uncertified | 0 | 0.00% | <div style="width: 0.00%;"><div style="width: 0.00%;"></div></div> | 0 | 0 | 0 |
| Not Assigned | 0 | 0.00% | <div style="width: 0.00%;"><div style="width: 0.00%;"></div></div> | 0 | 0 | 0 |
| Total Votes Cast | 2,438 | 100.00% | <div style="width: 100.00%;"><div style="width: 100.00%;"></div></div> | 45 | 1,787 | 606 |
| Overvotes | 0 | | | 0 | 0 | 0 |
| Undervotes | 25 | | | 1 | 18 | 6 |

Commissioner of Agriculture

Vote For 1






| | TOTAL | VOTE % | | Absentee | Early Voting | Election Day |
|------------------|-------|---------|------------------------------------------------------------------------|----------|--------------|--------------|
| REP Sid Miller | 2,191 | 89.72% | <div style="width: 89.72%;"><div style="width: 89.72%;"></div></div> | 31 | 1,613 | 547 |
| DEM Susan Hays | 251 | 10.28% | <div style="width: 10.28%;"><div style="width: 10.28%;"></div></div> | 12 | 179 | 60 |
| Total Votes Cast | 2,442 | 100.00% | <div style="width: 100.00%;"><div style="width: 100.00%;"></div></div> | 43 | 1,792 | 607 |
| Overvotes | 0 | | | 0 | 0 | 0 |
| Undervotes | 21 | | | 3 | 13 | 5 |

November 8, 2022

Smith County





Precinct 0005**Railroad Commissioner**

Vote For 1

| | TOTAL | VOTE % | | Absentee | Early Voting | Election Day |
|-----------------------|-------|---------|-----------------------------------------------------------------------------------|----------|--------------|--------------|
| REP Wayne Christian | 2,164 | 88.65% |  | 32 | 1,598 | 534 |
| DEM Luke Warford | 240 | 9.83% |  | 12 | 173 | 55 |
| LIB Jaime Andres Diez | 32 | 1.31% |  | 0 | 18 | 14 |
| GRN Hunter Wayne Crow | 5 | 0.20% |  | 1 | 3 | 1 |
| Total Votes Cast | 2,441 | 100.00% |  | 45 | 1,792 | 604 |
| Overvotes | 0 | | | 0 | 0 | 0 |
| Undervotes | 22 | | | 1 | 13 | 8 |




Justice, Supreme Ct. PI. 3

Vote For 1

| | TOTAL | VOTE % | | Absentee | Early Voting | Election Day |
|--------------------------|-------|---------|-----------------------------------------------------------------------------------|----------|--------------|--------------|
| REP Debra Lehrmann | 2,165 | 88.73% |  | 32 | 1,595 | 538 |
| DEM Erin A. Nowell | 248 | 10.16% |  | 11 | 181 | 56 |
| LIB Thomas Edward Oxford | 27 | 1.11% |  | 0 | 17 | 10 |
| Total Votes Cast | 2,440 | 100.00% |  | 43 | 1,793 | 604 |
| Overvotes | 0 | | | 0 | 0 | 0 |
| Undervotes | 23 | | | 3 | 12 | 8 |




Justice, Supreme Ct. PI. 5

Vote For 1

| | TOTAL | VOTE % | | Absentee | Early Voting | Election Day |
|--------------------|-------|---------|-------------------------------------------------------------------------------------|----------|--------------|--------------|
| REP Rebeca Huddle | 2,185 | 89.55% |  | 32 | 1,612 | 541 |
| DEM Amanda Reichel | 255 | 10.45% |  | 12 | 180 | 63 |
| Total Votes Cast | 2,440 | 100.00% |  | 44 | 1,792 | 604 |
| Overvotes | 0 | | | 0 | 0 | 0 |
| Undervotes | 23 | | | 2 | 13 | 8 |

Justice, Supreme Ct. PI. 9

Vote For 1

| | TOTAL | VOTE % | | Absentee | Early Voting | Election Day |
|---------------------|-------|---------|-------------------------------------------------------------------------------------|----------|--------------|--------------|
| REP Evan Young | 2,180 | 89.60% |  | 32 | 1,607 | 541 |
| DEM Julia Maldonado | 253 | 10.40% |  | 12 | 178 | 63 |
| Total Votes Cast | 2,433 | 100.00% |  | 44 | 1,785 | 604 |
| Overvotes | 0 | | | 0 | 0 | 0 |
| Undervotes | 30 | | | 2 | 20 | 8 |

November 8, 2022

Smith County

Precinct 0005

Judge, Ct of Crim. Appeals, PI 5

Vote For 1

| | TOTAL | VOTE % | | Absentee | Early Voting | Election Day |
|------------------|-------|---------|--|----------|--------------|--------------|
| REP Scott Walker | 2,181 | 89.50% | | 32 | 1,608 | 541 |
| DEM Dana Huffman | 256 | 10.50% | | 12 | 179 | 65 |
| Total Votes Cast | 2,437 | 100.00% | | 44 | 1,787 | 606 |
| Overvotes | 0 | | | 0 | 0 | 0 |
| Undervotes | 26 | | | 2 | 18 | 6 |

Judge, Ct of Crim. Appeals, PI 6

Vote For 1

| | TOTAL | VOTE % | | Absentee | Early Voting | Election Day |
|---------------------------|-------|---------|--|----------|--------------|--------------|
| REP Jesse F. McClure, III | 2,180 | 89.60% | | 32 | 1,607 | 541 |
| DEM Robert Johnson | 253 | 10.40% | | 12 | 179 | 62 |
| Total Votes Cast | 2,433 | 100.00% | | 44 | 1,786 | 603 |
| Overvotes | 0 | | | 0 | 0 | 0 |
| Undervotes | 30 | | | 2 | 19 | 9 |

Smith Prop A

Vote For 1

| | TOTAL | VOTE % | | Absentee | Early Voting | Election Day |
|------------------|-------|---------|--|----------|--------------|--------------|
| FOR | 1,200 | 49.61% | | 19 | 919 | 262 |
| AGAINST | 1,219 | 50.39% | | 20 | 860 | 339 |
| Total Votes Cast | 2,419 | 100.00% | | 39 | 1,779 | 601 |
| Overvotes | 0 | | | 0 | 0 | 0 |
| Undervotes | 44 | | | 7 | 26 | 11 |

November 8, 2022

Smith County

Precinct 0006

Statistics

| | TOTAL | Absentee | Early Voting | Election Day |
|---------------------------|--------|----------|--------------|--------------|
| Registered Voters - Total | 1,012 | | | |
| Ballots Cast - Total | 554 | 4 | 304 | 246 |
| Ballots Cast - Blank | 0 | 0 | 0 | 0 |
| Voter Turnout - Total | 54.74% | | | |

US Representative, Dist 1

Vote For 1

| | TOTAL | VOTE % | Absentee | Early Voting | Election Day |
|--------------------------|-------|---------|----------|--------------|--------------|
| REP Nathaniel Moran | 481 | 87.61% | 2 | 262 | 217 |
| DEM Jrmar (JJ) Jefferson | 68 | 12.39% | 2 | 41 | 25 |
| Total Votes Cast | 549 | 100.00% | 4 | 303 | 242 |
| Overvotes | 0 | | 0 | 0 | 0 |
| Undervotes | 5 | | 0 | 1 | 4 |

Governor

Vote For 1

| | TOTAL | VOTE % | Absentee | Early Voting | Election Day |
|--------------------------------|-------|---------|----------|--------------|--------------|
| REP Greg Abbott | 470 | 85.14% | 2 | 257 | 211 |
| DEM Beto O'Rourke | 73 | 13.22% | 1 | 46 | 26 |
| LIB Mark Tippetts | 7 | 1.27% | 0 | 1 | 6 |
| GRN Delilah Barrios | 2 | 0.36% | 0 | 0 | 2 |
| Write-In Totals | 0 | 0.00% | 0 | 0 | 0 |
| Write-In: Jacqueline Abernathy | 0 | 0.00% | 0 | 0 | 0 |
| Write-In: Mark V Goloby | 0 | 0.00% | 0 | 0 | 0 |
| Write-In: Uncertified | 0 | 0.00% | 0 | 0 | 0 |
| Not Assigned | 0 | 0.00% | 0 | 0 | 0 |
| Total Votes Cast | 552 | 100.00% | 3 | 304 | 245 |
| Overvotes | 0 | | 0 | 0 | 0 |
| Undervotes | 2 | | 1 | 0 | 1 |

Lieutenant Governor

Vote For 1





| | TOTAL | VOTE % | Absentee | Early Voting | Election Day |
|-------------------|-------|---------|----------|--------------|--------------|
| REP Dan Patrick | 467 | 85.37% | 2 | 252 | 213 |
| DEM Mike Collier | 69 | 12.61% | 2 | 46 | 21 |
| LIB Shanna Steele | 11 | 2.01% | 0 | 2 | 9 |
| Total Votes Cast | 547 | 100.00% | 4 | 300 | 243 |
| Overvotes | 0 | | 0 | 0 | 0 |
| Undervotes | 7 | | 0 | 4 | 3 |

November 8, 2022

Smith County





Precinct 0006**Attorney General**

Vote For 1

| | TOTAL | VOTE % | | Absentee | Early Voting | Election Day |
|-----------------------------|-------|---------|-----------------------------------------------------------------------------------|----------|--------------|--------------|
| REP Ken Paxton | 456 | 83.06% |  | 1 | 249 | 206 |
| DEM Rochelle Mercedes Garza | 74 | 13.48% |  | 2 | 47 | 25 |
| LIB Mark Ash | 19 | 3.46% |  | 1 | 7 | 11 |
| Total Votes Cast | 549 | 100.00% |  | 4 | 303 | 242 |
| Overvotes | 0 | | | 0 | 0 | 0 |
| Undervotes | 5 | | | 0 | 1 | 4 |









Comptroller of Public Accounts

Vote For 1

| | TOTAL | VOTE % | | Absentee | Early Voting | Election Day |
|--------------------------------|-------|---------|-----------------------------------------------------------------------------------|----------|--------------|--------------|
| REP Glenn Hegar | 468 | 85.56% |  | 2 | 257 | 209 |
| DEM Janet T. Dudding | 68 | 12.43% |  | 2 | 42 | 24 |
| LIB V. Alonzo Echevarria-Garza | 11 | 2.01% |  | 0 | 3 | 8 |
| Total Votes Cast | 547 | 100.00% |  | 4 | 302 | 241 |
| Overvotes | 0 | | | 0 | 0 | 0 |
| Undervotes | 7 | | | 0 | 2 | 5 |




Comm. General Land Office

Vote For 1

| | TOTAL | VOTE % | | Absentee | Early Voting | Election Day |
|--------------------------------|-------|---------|-------------------------------------------------------------------------------------|----------|--------------|--------------|
| REP Dawn Buckingham | 456 | 83.52% |  | 2 | 248 | 206 |
| DEM Jay Kleberg | 84 | 15.38% |  | 2 | 50 | 32 |
| GRN Alfred Molison, Jr. | 6 | 1.10% |  | 0 | 2 | 4 |
| Write-In Totals | 0 | 0.00% |  | 0 | 0 | 0 |
| Write-In: Carrie Evelyn Menger | 0 | 0.00% |  | 0 | 0 | 0 |
| Write-In: Uncertified | 0 | 0.00% |  | 0 | 0 | 0 |
| Not Assigned | 0 | 0.00% |  | 0 | 0 | 0 |
| Total Votes Cast | 546 | 100.00% |  | 4 | 300 | 242 |
| Overvotes | 0 | | | 0 | 0 | 0 |
| Undervotes | 8 | | | 0 | 4 | 4 |

Commissioner of Agriculture

Vote For 1






| | TOTAL | VOTE % | | Absentee | Early Voting | Election Day |
|------------------|-------|---------|-------------------------------------------------------------------------------------|----------|--------------|--------------|
| REP Sid Miller | 468 | 86.51% |  | 2 | 256 | 210 |
| DEM Susan Hays | 73 | 13.49% |  | 2 | 43 | 28 |
| Total Votes Cast | 541 | 100.00% |  | 4 | 299 | 238 |
| Overvotes | 0 | | | 0 | 0 | 0 |
| Undervotes | 13 | | | 0 | 5 | 8 |

November 8, 2022

Smith County





Precinct 0006**Railroad Commissioner**

Vote For 1

| | TOTAL | VOTE % | | Absentee | Early Voting | Election Day |
|-----------------------|-------|---------|-----------------------------------------------------------------------------------|----------|--------------|--------------|
| REP Wayne Christian | 467 | 86.16% |  | 2 | 254 | 211 |
| DEM Luke Warford | 62 | 11.44% |  | 2 | 41 | 19 |
| LIB Jaime Andres Diez | 10 | 1.84% |  | 0 | 3 | 7 |
| GRN Hunter Wayne Crow | 3 | 0.55% |  | 0 | 1 | 2 |
| Total Votes Cast | 542 | 100.00% |  | 4 | 299 | 239 |
| Overvotes | 0 | | | 0 | 0 | 0 |
| Undervotes | 12 | | | 0 | 5 | 7 |




Justice, Supreme Ct. PI. 3

Vote For 1

| | TOTAL | VOTE % | | Absentee | Early Voting | Election Day |
|--------------------------|-------|---------|-----------------------------------------------------------------------------------|----------|--------------|--------------|
| REP Debra Lehrmann | 460 | 85.03% |  | 1 | 250 | 209 |
| DEM Erin A. Nowell | 67 | 12.38% |  | 2 | 45 | 20 |
| LIB Thomas Edward Oxford | 14 | 2.59% |  | 1 | 3 | 10 |
| Total Votes Cast | 541 | 100.00% |  | 4 | 298 | 239 |
| Overvotes | 0 | | | 0 | 0 | 0 |
| Undervotes | 13 | | | 0 | 6 | 7 |




Justice, Supreme Ct. PI. 5

Vote For 1

| | TOTAL | VOTE % | | Absentee | Early Voting | Election Day |
|--------------------|-------|---------|-------------------------------------------------------------------------------------|----------|--------------|--------------|
| REP Rebeca Huddle | 470 | 87.04% |  | 2 | 255 | 213 |
| DEM Amanda Reichel | 70 | 12.96% |  | 2 | 45 | 23 |
| Total Votes Cast | 540 | 100.00% |  | 4 | 300 | 236 |
| Overvotes | 0 | | | 0 | 0 | 0 |
| Undervotes | 14 | | | 0 | 4 | 10 |

Justice, Supreme Ct. PI. 9

Vote For 1

| | TOTAL | VOTE % | | Absentee | Early Voting | Election Day |
|---------------------|-------|---------|-------------------------------------------------------------------------------------|----------|--------------|--------------|
| REP Evan Young | 466 | 86.62% |  | 2 | 253 | 211 |
| DEM Julia Maldonado | 72 | 13.38% |  | 2 | 46 | 24 |
| Total Votes Cast | 538 | 100.00% |  | 4 | 299 | 235 |
| Overvotes | 0 | | | 0 | 0 | 0 |
| Undervotes | 16 | | | 0 | 5 | 11 |

November 8, 2022

Smith County

Precinct 0006

Judge, Ct of Crim. Appeals, PI 5

Vote For 1

| | TOTAL | VOTE % | Absentee | Early Voting | Election Day |
|------------------|-------|---------|----------|--------------|--------------|
| REP Scott Walker | 467 | 86.48% | 2 | 255 | 210 |
| DEM Dana Huffman | 73 | 13.52% | 2 | 45 | 26 |
| Total Votes Cast | 540 | 100.00% | 4 | 300 | 236 |
| Overvotes | 0 | | 0 | 0 | 0 |
| Undervotes | 14 | | 0 | 4 | 10 |

Judge, Ct of Crim. Appeals, PI 6

Vote For 1

| | TOTAL | VOTE % | Absentee | Early Voting | Election Day |
|---------------------------|-------|---------|----------|--------------|--------------|
| REP Jesse F. McClure, III | 468 | 86.67% | 2 | 254 | 212 |
| DEM Robert Johnson | 72 | 13.33% | 2 | 45 | 25 |
| Total Votes Cast | 540 | 100.00% | 4 | 299 | 237 |
| Overvotes | 0 | | 0 | 0 | 0 |
| Undervotes | 14 | | 0 | 5 | 9 |

Justice of the Peace, Pct. 4

Vote For 1

| | TOTAL | VOTE % | Absentee | Early Voting | Election Day |
|-------------------|-------|---------|----------|--------------|--------------|
| REP Curtis Wulf | 462 | 84.77% | 2 | 251 | 209 |
| DEM Randy Hawkins | 83 | 15.23% | 2 | 51 | 30 |
| Total Votes Cast | 545 | 100.00% | 4 | 302 | 239 |
| Overvotes | 0 | | 0 | 0 | 0 |
| Undervotes | 9 | | 0 | 2 | 7 |

Smith Prop A

Vote For 1

| | TOTAL | VOTE % | Absentee | Early Voting | Election Day |
|------------------|-------|---------|----------|--------------|--------------|
| FOR | 259 | 47.87% | 1 | 143 | 115 |
| AGAINST | 282 | 52.13% | 1 | 157 | 124 |
| Total Votes Cast | 541 | 100.00% | 2 | 300 | 239 |
| Overvotes | 0 | | 0 | 0 | 0 |
| Undervotes | 13 | | 2 | 4 | 7 |

WISD Prop A

Vote For 1

| | TOTAL | VOTE % | Absentee | Early Voting | Election Day |
|------------------|-------|---------|----------|--------------|--------------|
| FOR | 256 | 48.12% | 2 | 141 | 113 |
| AGAINST | 276 | 51.88% | 1 | 153 | 122 |
| Total Votes Cast | 532 | 100.00% | 3 | 294 | 235 |
| Overvotes | 0 | | 0 | 0 | 0 |
| Undervotes | 14 | | 1 | 6 | 7 |




November 8, 2022

Smith County

Precinct 0006




WISD Prop B

Vote For 1

| | TOTAL | VOTE % | | Absentee | Early Voting | Election Day |
|------------------|-------|---------|-----------------------------------------------------------------------------------|----------|--------------|--------------|
| FOR | 202 | 38.19% |  | 2 | 107 | 93 |
| AGAINST | 327 | 61.81% |  | 1 | 184 | 142 |
| Total Votes Cast | 529 | 100.00% |  | 3 | 291 | 235 |
| Overvotes | 0 | | | 0 | 0 | 0 |
| Undervotes | 17 | | | 1 | 9 | 7 |

WISD Prop C

Vote For 1

| | TOTAL | VOTE % | | Absentee | Early Voting | Election Day |
|------------------|-------|---------|-----------------------------------------------------------------------------------|----------|--------------|--------------|
| FOR | 186 | 35.16% |  | 1 | 99 | 86 |
| AGAINST | 343 | 64.84% |  | 1 | 192 | 150 |
| Total Votes Cast | 529 | 100.00% |  | 2 | 291 | 236 |
| Overvotes | 0 | | | 0 | 0 | 0 |
| Undervotes | 17 | | | 2 | 9 | 6 |

November 8, 2022

Smith County

Precinct 0007

Statistics

| | TOTAL | Absentee | Early Voting | Election Day |
|---------------------------|--------|----------|--------------|--------------|
| Registered Voters - Total | 2,176 | | | |
| Ballots Cast - Total | 976 | 28 | 596 | 352 |
| Ballots Cast - Blank | 0 | 0 | 0 | 0 |
| Voter Turnout - Total | 44.85% | | | |

US Representative, Dist 1

Vote For 1

| | TOTAL | VOTE % | | Absentee | Early Voting | Election Day |
|--------------------------|-------|---------|--|----------|--------------|--------------|
| REP Nathaniel Moran | 765 | 79.11% | | 20 | 468 | 277 |
| DEM Jrmar (JJ) Jefferson | 202 | 20.89% | | 8 | 125 | 69 |
| Total Votes Cast | 967 | 100.00% | | 28 | 593 | 346 |
| Overvotes | 0 | | | 0 | 0 | 0 |
| Undervotes | 9 | | | 0 | 3 | 6 |

Governor

Vote For 1

| | TOTAL | VOTE % | | Absentee | Early Voting | Election Day |
|--------------------------------|-------|---------|--|----------|--------------|--------------|
| REP Greg Abbott | 774 | 79.47% | | 21 | 478 | 275 |
| DEM Beto O'Rourke | 193 | 19.82% | | 7 | 115 | 71 |
| LIB Mark Tippetts | 3 | 0.31% | | 0 | 1 | 2 |
| GRN Delilah Barrios | 4 | 0.41% | | 0 | 1 | 3 |
| Write-In Totals | 0 | 0.00% | | 0 | 0 | 0 |
| Write-In: Jacqueline Abernathy | 0 | 0.00% | | 0 | 0 | 0 |
| Write-In: Mark V Goloby | 0 | 0.00% | | 0 | 0 | 0 |
| Write-In: Uncertified | 0 | 0.00% | | 0 | 0 | 0 |
| Not Assigned | 0 | 0.00% | | 0 | 0 | 0 |
| Total Votes Cast | 974 | 100.00% | | 28 | 595 | 351 |
| Overvotes | 0 | | | 0 | 0 | 0 |
| Undervotes | 2 | | | 0 | 1 | 1 |

Lieutenant Governor

Vote For 1

| | TOTAL | VOTE % | | Absentee | Early Voting | Election Day |
|-------------------|-------|---------|--|----------|--------------|--------------|
| REP Dan Patrick | 764 | 79.34% | | 20 | 466 | 278 |
| DEM Mike Collier | 185 | 19.21% | | 8 | 117 | 60 |
| LIB Shanna Steele | 14 | 1.45% | | 0 | 4 | 10 |
| Total Votes Cast | 963 | 100.00% | | 28 | 587 | 348 |
| Overvotes | 0 | | | 0 | 0 | 0 |
| Undervotes | 13 | | | 0 | 9 | 4 |

November 8, 2022

Smith County

Precinct 0007**Attorney General**

Vote For 1

| | TOTAL | VOTE % | | Absentee | Early Voting | Election Day |
|-----------------------------|-------|---------|------------------------------------------------------------------------|----------|--------------|--------------|
| REP Ken Paxton | 749 | 78.02% | <div style="width: 78.02%;"><div style="width: 78.02%;"></div></div> | 18 | 459 | 272 |
| DEM Rochelle Mercedes Garza | 194 | 20.21% | <div style="width: 20.21%;"><div style="width: 20.21%;"></div></div> | 7 | 120 | 67 |
| LIB Mark Ash | 17 | 1.77% | <div style="width: 1.77%;"><div style="width: 1.77%;"></div></div> | 3 | 11 | 3 |
| Total Votes Cast | 960 | 100.00% | <div style="width: 100.00%;"><div style="width: 100.00%;"></div></div> | 28 | 590 | 342 |
| Overvotes | 0 | | | 0 | 0 | 0 |
| Undervotes | 16 | | | 0 | 6 | 10 |

Comptroller of Public Accounts

Vote For 1

| | TOTAL | VOTE % | | Absentee | Early Voting | Election Day |
|--------------------------------|-------|---------|------------------------------------------------------------------------|----------|--------------|--------------|
| REP Glenn Hegar | 759 | 79.48% | <div style="width: 79.48%;"><div style="width: 79.48%;"></div></div> | 21 | 465 | 273 |
| DEM Janet T. Dudding | 184 | 19.27% | <div style="width: 19.27%;"><div style="width: 19.27%;"></div></div> | 7 | 114 | 63 |
| LIB V. Alonzo Echevarria-Garza | 12 | 1.26% | <div style="width: 1.26%;"><div style="width: 1.26%;"></div></div> | 0 | 3 | 9 |
| Total Votes Cast | 955 | 100.00% | <div style="width: 100.00%;"><div style="width: 100.00%;"></div></div> | 28 | 582 | 345 |
| Overvotes | 0 | | | 0 | 0 | 0 |
| Undervotes | 21 | | | 0 | 14 | 7 |

Comm. General Land Office

Vote For 1

| | TOTAL | VOTE % | | Absentee | Early Voting | Election Day |
|--------------------------------|-------|---------|------------------------------------------------------------------------|----------|--------------|--------------|
| REP Dawn Buckingham | 742 | 78.19% | <div style="width: 78.19%;"><div style="width: 78.19%;"></div></div> | 18 | 453 | 271 |
| DEM Jay Kleberg | 199 | 20.97% | <div style="width: 20.97%;"><div style="width: 20.97%;"></div></div> | 9 | 123 | 67 |
| GRN Alfred Molison, Jr. | 8 | 0.84% | <div style="width: 0.84%;"><div style="width: 0.84%;"></div></div> | 1 | 2 | 5 |
| Write-In Totals | 0 | 0.00% | <div style="width: 0.00%;"><div style="width: 0.00%;"></div></div> | 0 | 0 | 0 |
| Write-In: Carrie Evelyn Menger | 0 | 0.00% | <div style="width: 0.00%;"><div style="width: 0.00%;"></div></div> | 0 | 0 | 0 |
| Write-In: Uncertified | 0 | 0.00% | <div style="width: 0.00%;"><div style="width: 0.00%;"></div></div> | 0 | 0 | 0 |
| Not Assigned | 0 | 0.00% | <div style="width: 0.00%;"><div style="width: 0.00%;"></div></div> | 0 | 0 | 0 |
| Total Votes Cast | 949 | 100.00% | <div style="width: 100.00%;"><div style="width: 100.00%;"></div></div> | 28 | 578 | 343 |
| Overvotes | 0 | | | 0 | 0 | 0 |
| Undervotes | 27 | | | 0 | 18 | 9 |

Commissioner of Agriculture

Vote For 1






| | TOTAL | VOTE % | | Absentee | Early Voting | Election Day |
|------------------|-------|---------|------------------------------------------------------------------------|----------|--------------|--------------|
| REP Sid Miller | 755 | 79.22% | <div style="width: 79.22%;"><div style="width: 79.22%;"></div></div> | 19 | 465 | 271 |
| DEM Susan Hays | 198 | 20.78% | <div style="width: 20.78%;"><div style="width: 20.78%;"></div></div> | 8 | 118 | 72 |
| Total Votes Cast | 953 | 100.00% | <div style="width: 100.00%;"><div style="width: 100.00%;"></div></div> | 27 | 583 | 343 |
| Overvotes | 0 | | | 0 | 0 | 0 |
| Undervotes | 23 | | | 1 | 13 | 9 |

November 8, 2022

Smith County





Precinct 0007**Railroad Commissioner**

Vote For 1

| | TOTAL | VOTE % | | Absentee | Early Voting | Election Day |
|-----------------------|-------|---------|-----------------------------------------------------------------------------------|----------|--------------|--------------|
| REP Wayne Christian | 751 | 78.72% |  | 21 | 459 | 271 |
| DEM Luke Warford | 179 | 18.76% |  | 7 | 110 | 62 |
| LIB Jaime Andres Diez | 20 | 2.10% |  | 0 | 11 | 9 |
| GRN Hunter Wayne Crow | 4 | 0.42% |  | 0 | 3 | 1 |
| Total Votes Cast | 954 | 100.00% |  | 28 | 583 | 343 |
| Overvotes | 0 | | | 0 | 0 | 0 |
| Undervotes | 22 | | | 0 | 13 | 9 |




Justice, Supreme Ct. PI. 3

Vote For 1

| | TOTAL | VOTE % | | Absentee | Early Voting | Election Day |
|--------------------------|-------|---------|-----------------------------------------------------------------------------------|----------|--------------|--------------|
| REP Debra Lehrmann | 752 | 78.99% |  | 19 | 460 | 273 |
| DEM Erin A. Nowell | 191 | 20.06% |  | 7 | 116 | 68 |
| LIB Thomas Edward Oxford | 9 | 0.95% |  | 1 | 5 | 3 |
| Total Votes Cast | 952 | 100.00% |  | 27 | 581 | 344 |
| Overvotes | 0 | | | 0 | 0 | 0 |
| Undervotes | 24 | | | 1 | 15 | 8 |




Justice, Supreme Ct. PI. 5

Vote For 1

| | TOTAL | VOTE % | | Absentee | Early Voting | Election Day |
|--------------------|-------|---------|-------------------------------------------------------------------------------------|----------|--------------|--------------|
| REP Rebeca Huddle | 755 | 79.47% |  | 19 | 463 | 273 |
| DEM Amanda Reichel | 195 | 20.53% |  | 7 | 118 | 70 |
| Total Votes Cast | 950 | 100.00% |  | 26 | 581 | 343 |
| Overvotes | 0 | | | 0 | 0 | 0 |
| Undervotes | 26 | | | 2 | 15 | 9 |

Justice, Supreme Ct. PI. 9

Vote For 1




| | TOTAL | VOTE % | | Absentee | Early Voting | Election Day |
|---------------------|-------|---------|-------------------------------------------------------------------------------------|----------|--------------|--------------|
| REP Evan Young | 750 | 79.11% |  | 19 | 458 | 273 |
| DEM Julia Maldonado | 198 | 20.89% |  | 7 | 122 | 69 |
| Total Votes Cast | 948 | 100.00% |  | 26 | 580 | 342 |
| Overvotes | 0 | | | 0 | 0 | 0 |
| Undervotes | 28 | | | 2 | 16 | 10 |

November 8, 2022

Smith County




Precinct 0007**Judge, Ct of Crim. Appeals, PI 5**

Vote For 1

| | TOTAL | VOTE % | | Absentee | Early Voting | Election Day |
|------------------|-------|---------|-----------------------------------------------------------------------------------|----------|--------------|--------------|
| REP Scott Walker | 760 | 80.34% |  | 20 | 465 | 275 |
| DEM Dana Huffman | 186 | 19.66% |  | 7 | 112 | 67 |
| Total Votes Cast | 946 | 100.00% |  | 27 | 577 | 342 |
| Overvotes | 0 | | | 0 | 0 | 0 |
| Undervotes | 30 | | | 1 | 19 | 10 |




Judge, Ct of Crim. Appeals, PI 6

Vote For 1

| | TOTAL | VOTE % | | Absentee | Early Voting | Election Day |
|---------------------------|-------|---------|-----------------------------------------------------------------------------------|----------|--------------|--------------|
| REP Jesse F. McClure, III | 756 | 79.92% |  | 20 | 463 | 273 |
| DEM Robert Johnson | 190 | 20.08% |  | 7 | 117 | 66 |
| Total Votes Cast | 946 | 100.00% |  | 27 | 580 | 339 |
| Overvotes | 0 | | | 0 | 0 | 0 |
| Undervotes | 30 | | | 1 | 16 | 13 |




Justice of the Peace, Pct. 4

Vote For 1

| | TOTAL | VOTE % | | Absentee | Early Voting | Election Day |
|-------------------|-------|---------|-------------------------------------------------------------------------------------|----------|--------------|--------------|
| REP Curtis Wulf | 742 | 77.13% |  | 18 | 451 | 273 |
| DEM Randy Hawkins | 220 | 22.87% |  | 7 | 140 | 73 |
| Total Votes Cast | 962 | 100.00% |  | 25 | 591 | 346 |
| Overvotes | 0 | | | 0 | 0 | 0 |
| Undervotes | 14 | | | 3 | 5 | 6 |




Smith Prop A

Vote For 1

| | TOTAL | VOTE % | | Absentee | Early Voting | Election Day |
|------------------|-------|---------|-------------------------------------------------------------------------------------|----------|--------------|--------------|
| FOR | 447 | 47.45% |  | 8 | 282 | 157 |
| AGAINST | 495 | 52.55% |  | 12 | 301 | 182 |
| Total Votes Cast | 942 | 100.00% |  | 20 | 583 | 339 |
| Overvotes | 0 | | | 0 | 0 | 0 |
| Undervotes | 34 | | | 8 | 13 | 13 |

WISD Prop A

Vote For 1

| | TOTAL | VOTE % | | Absentee | Early Voting | Election Day |
|------------------|-------|---------|-------------------------------------------------------------------------------------|----------|--------------|--------------|
| FOR | 473 | 52.97% |  | 10 | 282 | 181 |
| AGAINST | 420 | 47.03% |  | 9 | 270 | 141 |
| Total Votes Cast | 893 | 100.00% |  | 19 | 552 | 322 |
| Overvotes | 0 | | | 0 | 0 | 0 |
| Undervotes | 26 | | | 8 | 9 | 9 |

November 8, 2022

Smith County

Precinct 0007

WISD Prop B

Vote For 1

| | TOTAL | VOTE % | | Absentee | Early Voting | Election Day |
|------------------|-------|---------|--|----------|--------------|--------------|
| FOR | 401 | 44.85% | | 11 | 245 | 145 |
| AGAINST | 493 | 55.15% | | 8 | 308 | 177 |
| Total Votes Cast | 894 | 100.00% | | 19 | 553 | 322 |
| Overvotes | 0 | | | 0 | 0 | 0 |
| Undervotes | 25 | | | 8 | 8 | 9 |

WISD Prop C

Vote For 1

| | TOTAL | VOTE % | | Absentee | Early Voting | Election Day |
|------------------|-------|---------|--|----------|--------------|--------------|
| FOR | 377 | 42.55% | | 9 | 231 | 137 |
| AGAINST | 509 | 57.45% | | 10 | 316 | 183 |
| Total Votes Cast | 886 | 100.00% | | 19 | 547 | 320 |
| Overvotes | 0 | | | 0 | 0 | 0 |
| Undervotes | 33 | | | 8 | 14 | 11 |

November 8, 2022

Smith County

Precinct 0008**Statistics**

| | TOTAL | Absentee | Early Voting | Election Day |
|---------------------------|--------|----------|--------------|--------------|
| Registered Voters - Total | 1,611 | | | |
| Ballots Cast - Total | 789 | 25 | 420 | 344 |
| Ballots Cast - Blank | 1 | 1 | 0 | 0 |
| Voter Turnout - Total | 48.98% | | | |

US Representative, Dist 1

Vote For 1

| | TOTAL | VOTE % | Absentee | Early Voting | Election Day |
|--------------------------|-------|---------|----------|--------------|--------------|
| REP Nathaniel Moran | 654 | 83.42% | 12 | 347 | 295 |
| DEM Jrmar (JJ) Jefferson | 130 | 16.58% | 12 | 70 | 48 |
| Total Votes Cast | 784 | 100.00% | 24 | 417 | 343 |
| Overvotes | 0 | | 0 | 0 | 0 |
| Undervotes | 5 | | 1 | 3 | 1 |

Governor

Vote For 1

| | TOTAL | VOTE % | Absentee | Early Voting | Election Day |
|--------------------------------|-------|---------|----------|--------------|--------------|
| REP Greg Abbott | 649 | 82.47% | 12 | 346 | 291 |
| DEM Beto O'Rourke | 131 | 16.65% | 12 | 72 | 47 |
| LIB Mark Tippetts | 5 | 0.64% | 0 | 1 | 4 |
| GRN Delilah Barrios | 2 | 0.25% | 0 | 0 | 2 |
| Write-In Totals | 0 | 0.00% | 0 | 0 | 0 |
| Write-In: Jacqueline Abernathy | 0 | 0.00% | 0 | 0 | 0 |
| Write-In: Mark V Goloby | 0 | 0.00% | 0 | 0 | 0 |
| Write-In: Uncertified | 0 | 0.00% | 0 | 0 | 0 |
| Not Assigned | 0 | 0.00% | 0 | 0 | 0 |
| Total Votes Cast | 787 | 100.00% | 24 | 419 | 344 |
| Overvotes | 0 | | 0 | 0 | 0 |
| Undervotes | 2 | | 1 | 1 | 0 |

Lieutenant Governor

Vote For 1

| | TOTAL | VOTE % | Absentee | Early Voting | Election Day |
|-------------------|-------|---------|----------|--------------|--------------|
| REP Dan Patrick | 644 | 82.04% | 12 | 343 | 289 |
| DEM Mike Collier | 126 | 16.05% | 12 | 66 | 48 |
| LIB Shanna Steele | 15 | 1.91% | 0 | 11 | 4 |
| Total Votes Cast | 785 | 100.00% | 24 | 420 | 341 |
| Overvotes | 0 | | 0 | 0 | 0 |
| Undervotes | 4 | | 1 | 0 | 3 |

November 8, 2022

Smith County

Precinct 0008**Attorney General**

Vote For 1

| | TOTAL | VOTE % | | Absentee | Early Voting | Election Day |
|-----------------------------|-------|---------|------------------------------------------------------------------------|----------|--------------|--------------|
| REP Ken Paxton | 644 | 81.93% | <div style="width: 81.93%;"><div style="width: 81.93%;"></div></div> | 12 | 343 | 289 |
| DEM Rochelle Mercedes Garza | 128 | 16.28% | <div style="width: 16.28%;"><div style="width: 16.28%;"></div></div> | 12 | 72 | 44 |
| LIB Mark Ash | 14 | 1.78% | <div style="width: 1.78%;"><div style="width: 1.78%;"></div></div> | 0 | 5 | 9 |
| Total Votes Cast | 786 | 100.00% | <div style="width: 100.00%;"><div style="width: 100.00%;"></div></div> | 24 | 420 | 342 |
| Overvotes | 0 | | | 0 | 0 | 0 |
| Undervotes | 3 | | | 1 | 0 | 2 |

Comptroller of Public Accounts

Vote For 1

| | TOTAL | VOTE % | | Absentee | Early Voting | Election Day |
|--------------------------------|-------|---------|------------------------------------------------------------------------|----------|--------------|--------------|
| REP Glenn Hegar | 650 | 82.91% | <div style="width: 82.91%;"><div style="width: 82.91%;"></div></div> | 12 | 347 | 291 |
| DEM Janet T. Dudding | 126 | 16.07% | <div style="width: 16.07%;"><div style="width: 16.07%;"></div></div> | 11 | 68 | 47 |
| LIB V. Alonzo Echevarria-Garza | 8 | 1.02% | <div style="width: 1.02%;"><div style="width: 1.02%;"></div></div> | 1 | 3 | 4 |
| Total Votes Cast | 784 | 100.00% | <div style="width: 100.00%;"><div style="width: 100.00%;"></div></div> | 24 | 418 | 342 |
| Overvotes | 0 | | | 0 | 0 | 0 |
| Undervotes | 5 | | | 1 | 2 | 2 |

Comm. General Land Office

Vote For 1

| | TOTAL | VOTE % | | Absentee | Early Voting | Election Day |
|--------------------------------|-------|---------|------------------------------------------------------------------------|----------|--------------|--------------|
| REP Dawn Buckingham | 641 | 82.18% | <div style="width: 82.18%;"><div style="width: 82.18%;"></div></div> | 12 | 342 | 287 |
| DEM Jay Kleberg | 134 | 17.18% | <div style="width: 17.18%;"><div style="width: 17.18%;"></div></div> | 12 | 72 | 50 |
| GRN Alfred Molison, Jr. | 5 | 0.64% | <div style="width: 0.64%;"><div style="width: 0.64%;"></div></div> | 0 | 4 | 1 |
| Write-In Totals | 0 | 0.00% | <div style="width: 0.00%;"><div style="width: 0.00%;"></div></div> | 0 | 0 | 0 |
| Write-In: Carrie Evelyn Menger | 0 | 0.00% | <div style="width: 0.00%;"><div style="width: 0.00%;"></div></div> | 0 | 0 | 0 |
| Write-In: Uncertified | 0 | 0.00% | <div style="width: 0.00%;"><div style="width: 0.00%;"></div></div> | 0 | 0 | 0 |
| Not Assigned | 0 | 0.00% | <div style="width: 0.00%;"><div style="width: 0.00%;"></div></div> | 0 | 0 | 0 |
| Total Votes Cast | 780 | 100.00% | <div style="width: 100.00%;"><div style="width: 100.00%;"></div></div> | 24 | 418 | 338 |
| Overvotes | 0 | | | 0 | 0 | 0 |
| Undervotes | 9 | | | 1 | 2 | 6 |

Commissioner of Agriculture

Vote For 1






| | TOTAL | VOTE % | | Absentee | Early Voting | Election Day |
|------------------|-------|---------|------------------------------------------------------------------------|----------|--------------|--------------|
| REP Sid Miller | 653 | 83.50% | <div style="width: 83.50%;"><div style="width: 83.50%;"></div></div> | 12 | 345 | 296 |
| DEM Susan Hays | 129 | 16.50% | <div style="width: 16.50%;"><div style="width: 16.50%;"></div></div> | 12 | 72 | 45 |
| Total Votes Cast | 782 | 100.00% | <div style="width: 100.00%;"><div style="width: 100.00%;"></div></div> | 24 | 417 | 341 |
| Overvotes | 0 | | | 0 | 0 | 0 |
| Undervotes | 7 | | | 1 | 3 | 3 |

November 8, 2022

Smith County





Precinct 0008**Railroad Commissioner**

Vote For 1

| | TOTAL | VOTE % | | Absentee | Early Voting | Election Day |
|-----------------------|-------|---------|-----------------------------------------------------------------------------------|----------|--------------|--------------|
| REP Wayne Christian | 649 | 82.99% |  | 12 | 345 | 292 |
| DEM Luke Warford | 117 | 14.96% |  | 12 | 63 | 42 |
| LIB Jaime Andres Diez | 14 | 1.79% |  | 0 | 9 | 5 |
| GRN Hunter Wayne Crow | 2 | 0.26% |  | 0 | 0 | 2 |
| Total Votes Cast | 782 | 100.00% |  | 24 | 417 | 341 |
| Overvotes | 0 | | | 0 | 0 | 0 |
| Undervotes | 7 | | | 1 | 3 | 3 |




Justice, Supreme Ct. PI. 3

Vote For 1

| | TOTAL | VOTE % | | Absentee | Early Voting | Election Day |
|--------------------------|-------|---------|-----------------------------------------------------------------------------------|----------|--------------|--------------|
| REP Debra Lehrmann | 650 | 83.55% |  | 12 | 345 | 293 |
| DEM Erin A. Nowell | 120 | 15.42% |  | 12 | 67 | 41 |
| LIB Thomas Edward Oxford | 8 | 1.03% |  | 0 | 5 | 3 |
| Total Votes Cast | 778 | 100.00% |  | 24 | 417 | 337 |
| Overvotes | 0 | | | 0 | 0 | 0 |
| Undervotes | 11 | | | 1 | 3 | 7 |




Justice, Supreme Ct. PI. 5

Vote For 1

| | TOTAL | VOTE % | | Absentee | Early Voting | Election Day |
|--------------------|-------|---------|-------------------------------------------------------------------------------------|----------|--------------|--------------|
| REP Rebeca Huddle | 654 | 83.95% |  | 12 | 348 | 294 |
| DEM Amanda Reichek | 125 | 16.05% |  | 12 | 68 | 45 |
| Total Votes Cast | 779 | 100.00% |  | 24 | 416 | 339 |
| Overvotes | 0 | | | 0 | 0 | 0 |
| Undervotes | 10 | | | 1 | 4 | 5 |

Justice, Supreme Ct. PI. 9

Vote For 1

| | TOTAL | VOTE % | | Absentee | Early Voting | Election Day |
|---------------------|-------|---------|-------------------------------------------------------------------------------------|----------|--------------|--------------|
| REP Evan Young | 649 | 83.10% |  | 12 | 341 | 296 |
| DEM Julia Maldonado | 132 | 16.90% |  | 12 | 75 | 45 |
| Total Votes Cast | 781 | 100.00% |  | 24 | 416 | 341 |
| Overvotes | 0 | | | 0 | 0 | 0 |
| Undervotes | 8 | | | 1 | 4 | 3 |

November 8, 2022

Smith County

Precinct 0008**Judge, Ct of Crim. Appeals, PI 5**

Vote For 1

| | TOTAL | VOTE % | | Absentee | Early Voting | Election Day |
|------------------|-------|---------|------------------------------------------------------------------------|----------|--------------|--------------|
| REP Scott Walker | 649 | 83.31% | <div style="width: 83.31%;"><div style="width: 83.31%;"></div></div> | 12 | 343 | 294 |
| DEM Dana Huffman | 130 | 16.69% | <div style="width: 16.69%;"><div style="width: 16.69%;"></div></div> | 12 | 71 | 47 |
| Total Votes Cast | 779 | 100.00% | <div style="width: 100.00%;"><div style="width: 100.00%;"></div></div> | 24 | 414 | 341 |
| Overvotes | 0 | | | 0 | 0 | 0 |
| Undervotes | 10 | | | 1 | 6 | 3 |

Judge, Ct of Crim. Appeals, PI 6

Vote For 1

| | TOTAL | VOTE % | | Absentee | Early Voting | Election Day |
|---------------------------|-------|---------|------------------------------------------------------------------------|----------|--------------|--------------|
| REP Jesse F. McClure, III | 648 | 83.51% | <div style="width: 83.51%;"><div style="width: 83.51%;"></div></div> | 12 | 341 | 295 |
| DEM Robert Johnson | 128 | 16.49% | <div style="width: 16.49%;"><div style="width: 16.49%;"></div></div> | 12 | 70 | 46 |
| Total Votes Cast | 776 | 100.00% | <div style="width: 100.00%;"><div style="width: 100.00%;"></div></div> | 24 | 411 | 341 |
| Overvotes | 0 | | | 0 | 0 | 0 |
| Undervotes | 13 | | | 1 | 9 | 3 |

Justice of the Peace, Pct. 4

Vote For 1

| | TOTAL | VOTE % | | Absentee | Early Voting | Election Day |
|-------------------|-------|---------|------------------------------------------------------------------------|----------|--------------|--------------|
| REP Curtis Wulf | 653 | 83.50% | <div style="width: 83.50%;"><div style="width: 83.50%;"></div></div> | 12 | 347 | 294 |
| DEM Randy Hawkins | 129 | 16.50% | <div style="width: 16.50%;"><div style="width: 16.50%;"></div></div> | 12 | 71 | 46 |
| Total Votes Cast | 782 | 100.00% | <div style="width: 100.00%;"><div style="width: 100.00%;"></div></div> | 24 | 418 | 340 |
| Overvotes | 0 | | | 0 | 0 | 0 |
| Undervotes | 7 | | | 1 | 2 | 4 |

Smith Prop A

Vote For 1

| | TOTAL | VOTE % | | Absentee | Early Voting | Election Day |
|------------------|-------|---------|------------------------------------------------------------------------|----------|--------------|--------------|
| FOR | 312 | 40.26% | <div style="width: 40.26%;"><div style="width: 40.26%;"></div></div> | 11 | 193 | 108 |
| AGAINST | 463 | 59.74% | <div style="width: 59.74%;"><div style="width: 59.74%;"></div></div> | 12 | 222 | 229 |
| Total Votes Cast | 775 | 100.00% | <div style="width: 100.00%;"><div style="width: 100.00%;"></div></div> | 23 | 415 | 337 |
| Overvotes | 0 | | | 0 | 0 | 0 |
| Undervotes | 14 | | | 2 | 5 | 7 |

WISD Prop A

Vote For 1

| | TOTAL | VOTE % | | Absentee | Early Voting | Election Day |
|------------------|-------|---------|------------------------------------------------------------------------|----------|--------------|--------------|
| FOR | 34 | 47.22% | <div style="width: 47.22%;"><div style="width: 47.22%;"></div></div> | 1 | 25 | 8 |
| AGAINST | 38 | 52.78% | <div style="width: 52.78%;"><div style="width: 52.78%;"></div></div> | 3 | 24 | 11 |
| Total Votes Cast | 72 | 100.00% | <div style="width: 100.00%;"><div style="width: 100.00%;"></div></div> | 4 | 49 | 19 |
| Overvotes | 0 | | | 0 | 0 | 0 |
| Undervotes | 0 | | | 0 | 0 | 0 |




November 8, 2022

Smith County

Precinct 0008




WISD Prop B

Vote For 1

| | TOTAL | VOTE % | | Absentee | Early Voting | Election Day |
|------------------|-------|---------|-----------------------------------------------------------------------------------|----------|--------------|--------------|
| FOR | 30 | 41.67% |  | 1 | 21 | 8 |
| AGAINST | 42 | 58.33% |  | 3 | 28 | 11 |
| Total Votes Cast | 72 | 100.00% |  | 4 | 49 | 19 |
| Overvotes | 0 | | | 0 | 0 | 0 |
| Undervotes | 0 | | | 0 | 0 | 0 |

WISD Prop C

Vote For 1

| | TOTAL | VOTE % | | Absentee | Early Voting | Election Day |
|------------------|-------|---------|-----------------------------------------------------------------------------------|----------|--------------|--------------|
| FOR | 28 | 38.89% |  | 1 | 19 | 8 |
| AGAINST | 44 | 61.11% |  | 3 | 30 | 11 |
| Total Votes Cast | 72 | 100.00% |  | 4 | 49 | 19 |
| Overvotes | 0 | | | 0 | 0 | 0 |
| Undervotes | 0 | | | 0 | 0 | 0 |

November 8, 2022

Smith County

Precinct 0009

Statistics

| | TOTAL | Absentee | Early Voting | Election Day |
|---------------------------|--------|----------|--------------|--------------|
| Registered Voters - Total | 330 | | | |
| Ballots Cast - Total | 105 | 6 | 67 | 32 |
| Ballots Cast - Blank | 0 | 0 | 0 | 0 |
| Voter Turnout - Total | 31.82% | | | |

US Representative, Dist 1

Vote For 1

| | TOTAL | VOTE % | Absentee | Early Voting | Election Day |
|-------------------------|-------|---------|----------|--------------|--------------|
| REP Nathaniel Moran | 29 | 27.88% | 0 | 20 | 9 |
| DEM Jrmr (JJ) Jefferson | 75 | 72.12% | 5 | 47 | 23 |
| Total Votes Cast | 104 | 100.00% | 5 | 67 | 32 |
| Overvotes | 0 | | 0 | 0 | 0 |
| Undervotes | 1 | | 1 | 0 | 0 |

Governor

Vote For 1

| | TOTAL | VOTE % | Absentee | Early Voting | Election Day |
|--------------------------------|-------|---------|----------|--------------|--------------|
| REP Greg Abbott | 30 | 28.57% | 0 | 20 | 10 |
| DEM Beto O'Rourke | 71 | 67.62% | 6 | 43 | 22 |
| LIB Mark Tippetts | 4 | 3.81% | 0 | 4 | 0 |
| GRN Delilah Barrios | 0 | 0.00% | 0 | 0 | 0 |
| Write-In Totals | 0 | 0.00% | 0 | 0 | 0 |
| Write-In: Jacqueline Abernathy | 0 | 0.00% | 0 | 0 | 0 |
| Write-In: Mark V Goloby | 0 | 0.00% | 0 | 0 | 0 |
| Write-In: Uncertified | 0 | 0.00% | 0 | 0 | 0 |
| Not Assigned | 0 | 0.00% | 0 | 0 | 0 |
| Total Votes Cast | 105 | 100.00% | 6 | 67 | 32 |
| Overvotes | 0 | | 0 | 0 | 0 |
| Undervotes | 0 | | 0 | 0 | 0 |

Lieutenant Governor

Vote For 1

| | TOTAL | VOTE % | Absentee | Early Voting | Election Day |
|-------------------|-------|---------|----------|--------------|--------------|
| REP Dan Patrick | 31 | 29.52% | 0 | 20 | 11 |
| DEM Mike Collier | 71 | 67.62% | 6 | 45 | 20 |
| LIB Shanna Steele | 3 | 2.86% | 0 | 2 | 1 |
| Total Votes Cast | 105 | 100.00% | 6 | 67 | 32 |
| Overvotes | 0 | | 0 | 0 | 0 |
| Undervotes | 0 | | 0 | 0 | 0 |

November 8, 2022

Smith County

Precinct 0009**Attorney General**

Vote For 1

| | TOTAL | VOTE % | | Absentee | Early Voting | Election Day |
|-----------------------------|-------|---------|--|----------|--------------|--------------|
| REP Ken Paxton | 31 | 29.81% | | 0 | 21 | 10 |
| DEM Rochelle Mercedes Garza | 72 | 69.23% | | 6 | 44 | 22 |
| LIB Mark Ash | 1 | 0.96% | | 0 | 1 | 0 |
| Total Votes Cast | 104 | 100.00% | | 6 | 66 | 32 |
| Overvotes | 0 | | | 0 | 0 | 0 |
| Undervotes | 1 | | | 0 | 1 | 0 |

Comptroller of Public Accounts

Vote For 1

| | TOTAL | VOTE % | | Absentee | Early Voting | Election Day |
|--------------------------------|-------|---------|--|----------|--------------|--------------|
| REP Glenn Hegar | 29 | 28.16% | | 0 | 20 | 9 |
| DEM Janet T. Dudding | 70 | 67.96% | | 6 | 43 | 21 |
| LIB V. Alonzo Echevarria-Garza | 4 | 3.88% | | 0 | 2 | 2 |
| Total Votes Cast | 103 | 100.00% | | 6 | 65 | 32 |
| Overvotes | 0 | | | 0 | 0 | 0 |
| Undervotes | 2 | | | 0 | 2 | 0 |

Comm. General Land Office

Vote For 1

| | TOTAL | VOTE % | | Absentee | Early Voting | Election Day |
|--------------------------------|-------|---------|--|----------|--------------|--------------|
| REP Dawn Buckingham | 30 | 29.13% | | 0 | 18 | 12 |
| DEM Jay Kleberg | 72 | 69.90% | | 6 | 47 | 19 |
| GRN Alfred Molison, Jr. | 1 | 0.97% | | 0 | 0 | 1 |
| Write-In Totals | 0 | 0.00% | | 0 | 0 | 0 |
| Write-In: Carrie Evelyn Menger | 0 | 0.00% | | 0 | 0 | 0 |
| Write-In: Uncertified | 0 | 0.00% | | 0 | 0 | 0 |
| Not Assigned | 0 | 0.00% | | 0 | 0 | 0 |
| Total Votes Cast | 103 | 100.00% | | 6 | 65 | 32 |
| Overvotes | 0 | | | 0 | 0 | 0 |
| Undervotes | 2 | | | 0 | 2 | 0 |

Commissioner of Agriculture

Vote For 1

| | TOTAL | VOTE % | | Absentee | Early Voting | Election Day |
|------------------|-------|---------|--|----------|--------------|--------------|
| REP Sid Miller | 30 | 28.85% | | 0 | 19 | 11 |
| DEM Susan Hays | 74 | 71.15% | | 6 | 47 | 21 |
| Total Votes Cast | 104 | 100.00% | | 6 | 66 | 32 |
| Overvotes | 0 | | | 0 | 0 | 0 |
| Undervotes | 1 | | | 0 | 1 | 0 |

November 8, 2022

Smith County

Precinct 0009

Railroad Commissioner

Vote For 1

| | TOTAL | VOTE % | | Absentee | Early Voting | Election Day |
|-----------------------|-------|---------|--|----------|--------------|--------------|
| REP Wayne Christian | 31 | 29.81% | | 0 | 22 | 9 |
| DEM Luke Warford | 66 | 63.46% | | 6 | 41 | 19 |
| LIB Jaime Andres Diez | 5 | 4.81% | | 0 | 3 | 2 |
| GRN Hunter Wayne Crow | 2 | 1.92% | | 0 | 0 | 2 |
| Total Votes Cast | 104 | 100.00% | | 6 | 66 | 32 |
| Overvotes | 0 | | | 0 | 0 | 0 |
| Undervotes | 1 | | | 0 | 1 | 0 |

Justice, Supreme Ct. PI. 3

Vote For 1

| | TOTAL | VOTE % | | Absentee | Early Voting | Election Day |
|--------------------------|-------|---------|--|----------|--------------|--------------|
| REP Debra Lehrmann | 29 | 27.62% | | 0 | 19 | 10 |
| DEM Erin A. Nowell | 74 | 70.48% | | 6 | 46 | 22 |
| LIB Thomas Edward Oxford | 2 | 1.90% | | 0 | 2 | 0 |
| Total Votes Cast | 105 | 100.00% | | 6 | 67 | 32 |
| Overvotes | 0 | | | 0 | 0 | 0 |
| Undervotes | 0 | | | 0 | 0 | 0 |

Justice, Supreme Ct. PI. 5

Vote For 1

| | TOTAL | VOTE % | | Absentee | Early Voting | Election Day |
|--------------------|-------|---------|--|----------|--------------|--------------|
| REP Rebeca Huddle | 32 | 30.77% | | 0 | 21 | 11 |
| DEM Amanda Reichel | 72 | 69.23% | | 6 | 45 | 21 |
| Total Votes Cast | 104 | 100.00% | | 6 | 66 | 32 |
| Overvotes | 0 | | | 0 | 0 | 0 |
| Undervotes | 1 | | | 0 | 1 | 0 |

Justice, Supreme Ct. PI. 9

Vote For 1

| | TOTAL | VOTE % | | Absentee | Early Voting | Election Day |
|---------------------|-------|---------|--|----------|--------------|--------------|
| REP Evan Young | 31 | 29.52% | | 0 | 21 | 10 |
| DEM Julia Maldonado | 74 | 70.48% | | 6 | 46 | 22 |
| Total Votes Cast | 105 | 100.00% | | 6 | 67 | 32 |
| Overvotes | 0 | | | 0 | 0 | 0 |
| Undervotes | 0 | | | 0 | 0 | 0 |

November 8, 2022

Smith County

Precinct 0009

Judge, Ct of Crim. Appeals, PI 5

Vote For 1

| | TOTAL | VOTE % | | Absentee | Early Voting | Election Day |
|------------------|-------|---------|--|----------|--------------|--------------|
| REP Scott Walker | 30 | 29.70% | | 0 | 21 | 9 |
| DEM Dana Huffman | 71 | 70.30% | | 5 | 43 | 23 |
| Total Votes Cast | 101 | 100.00% | | 5 | 64 | 32 |
| Overvotes | 0 | | | 0 | 0 | 0 |
| Undervotes | 4 | | | 1 | 3 | 0 |

Judge, Ct of Crim. Appeals, PI 6

Vote For 1

| | TOTAL | VOTE % | | Absentee | Early Voting | Election Day |
|---------------------------|-------|---------|--|----------|--------------|--------------|
| REP Jesse F. McClure, III | 32 | 31.07% | | 0 | 21 | 11 |
| DEM Robert Johnson | 71 | 68.93% | | 6 | 44 | 21 |
| Total Votes Cast | 103 | 100.00% | | 6 | 65 | 32 |
| Overvotes | 0 | | | 0 | 0 | 0 |
| Undervotes | 2 | | | 0 | 2 | 0 |

State Representative, District 6

Vote For 1

| | TOTAL | VOTE % | | Absentee | Early Voting | Election Day |
|-------------------|-------|---------|--|----------|--------------|--------------|
| REP Matt Schaefer | 32 | 30.48% | | 0 | 21 | 11 |
| DEM Cody J. Grace | 73 | 69.52% | | 6 | 46 | 21 |
| Total Votes Cast | 105 | 100.00% | | 6 | 67 | 32 |
| Overvotes | 0 | | | 0 | 0 | 0 |
| Undervotes | 0 | | | 0 | 0 | 0 |

Smith Prop A

Vote For 1

| | TOTAL | VOTE % | | Absentee | Early Voting | Election Day |
|------------------|-------|---------|--|----------|--------------|--------------|
| FOR | 44 | 43.14% | | 2 | 32 | 10 |
| AGAINST | 58 | 56.86% | | 2 | 34 | 22 |
| Total Votes Cast | 102 | 100.00% | | 4 | 66 | 32 |
| Overvotes | 0 | | | 0 | 0 | 0 |
| Undervotes | 3 | | | 2 | 1 | 0 |

November 8, 2022

Smith County

Precinct 0010**Statistics**

| | TOTAL | Absentee | Early Voting | Election Day |
|---------------------------|--------|----------|--------------|--------------|
| Registered Voters - Total | 3,114 | | | |
| Ballots Cast - Total | 1,296 | 86 | 685 | 525 |
| Ballots Cast - Blank | 0 | 0 | 0 | 0 |
| Voter Turnout - Total | 41.62% | | | |

US Representative, Dist 1

Vote For 1

| | TOTAL | VOTE % | | Absentee | Early Voting | Election Day |
|--------------------------|-------|---------|------------------------------------------------------------------------|----------|--------------|--------------|
| REP Nathaniel Moran | 673 | 52.54% | <div style="width: 52.54%;"><div style="width: 52.54%;"></div></div> | 19 | 356 | 298 |
| DEM Jrmar (JJ) Jefferson | 608 | 47.46% | <div style="width: 47.46%;"><div style="width: 47.46%;"></div></div> | 61 | 326 | 221 |
| Total Votes Cast | 1,281 | 100.00% | <div style="width: 100.00%;"><div style="width: 100.00%;"></div></div> | 80 | 682 | 519 |
| Overvotes | 0 | | | 0 | 0 | 0 |
| Undervotes | 15 | | | 6 | 3 | 6 |

Governor

Vote For 1

| | TOTAL | VOTE % | | Absentee | Early Voting | Election Day |
|--------------------------------|-------|---------|------------------------------------------------------------------------|----------|--------------|--------------|
| REP Greg Abbott | 681 | 52.59% | <div style="width: 52.59%;"><div style="width: 52.59%;"></div></div> | 21 | 359 | 301 |
| DEM Beto O'Rourke | 601 | 46.41% | <div style="width: 46.41%;"><div style="width: 46.41%;"></div></div> | 64 | 321 | 216 |
| LIB Mark Tippetts | 8 | 0.62% | <div style="width: 0.62%;"><div style="width: 0.62%;"></div></div> | 1 | 1 | 6 |
| GRN Delilah Barrios | 4 | 0.31% | <div style="width: 0.31%;"><div style="width: 0.31%;"></div></div> | 0 | 2 | 2 |
| Write-In Totals | 1 | 0.08% | <div style="width: 0.08%;"><div style="width: 0.08%;"></div></div> | 0 | 1 | 0 |
| Write-In: Jacqueline Abernathy | 1 | 0.08% | <div style="width: 0.08%;"><div style="width: 0.08%;"></div></div> | 0 | 1 | 0 |
| Write-In: Mark V Goloby | 0 | 0.00% | <div style="width: 0.00%;"><div style="width: 0.00%;"></div></div> | 0 | 0 | 0 |
| Write-In: Uncertified | 0 | 0.00% | <div style="width: 0.00%;"><div style="width: 0.00%;"></div></div> | 0 | 0 | 0 |
| Not Assigned | 0 | 0.00% | <div style="width: 0.00%;"><div style="width: 0.00%;"></div></div> | 0 | 0 | 0 |
| Total Votes Cast | 1,295 | 100.00% | <div style="width: 100.00%;"><div style="width: 100.00%;"></div></div> | 86 | 684 | 525 |
| Overvotes | 0 | | | 0 | 0 | 0 |
| Undervotes | 1 | | | 0 | 1 | 0 |

Lieutenant Governor

Vote For 1

| | TOTAL | VOTE % | | Absentee | Early Voting | Election Day |
|-------------------|-------|---------|------------------------------------------------------------------------|----------|--------------|--------------|
| REP Dan Patrick | 663 | 51.56% | <div style="width: 51.56%;"><div style="width: 51.56%;"></div></div> | 21 | 347 | 295 |
| DEM Mike Collier | 596 | 46.35% | <div style="width: 46.35%;"><div style="width: 46.35%;"></div></div> | 64 | 321 | 211 |
| LIB Shanna Steele | 27 | 2.10% | <div style="width: 2.10%;"><div style="width: 2.10%;"></div></div> | 0 | 11 | 16 |
| Total Votes Cast | 1,286 | 100.00% | <div style="width: 100.00%;"><div style="width: 100.00%;"></div></div> | 85 | 679 | 522 |
| Overvotes | 0 | | | 0 | 0 | 0 |
| Undervotes | 10 | | | 1 | 6 | 3 |

November 8, 2022

Smith County

Precinct 0010**Attorney General**

Vote For 1

| | TOTAL | VOTE % | | Absentee | Early Voting | Election Day |
|-----------------------------|-------|---------|------------------------------------------------------------------------|----------|--------------|--------------|
| REP Ken Paxton | 659 | 51.32% | <div style="width: 51.32%;"><div style="width: 51.32%;"></div></div> | 20 | 345 | 294 |
| DEM Rochelle Mercedes Garza | 603 | 46.96% | <div style="width: 46.96%;"><div style="width: 46.96%;"></div></div> | 63 | 326 | 214 |
| LIB Mark Ash | 22 | 1.71% | <div style="width: 1.71%;"><div style="width: 1.71%;"></div></div> | 0 | 10 | 12 |
| Total Votes Cast | 1,284 | 100.00% | <div style="width: 100.00%;"><div style="width: 100.00%;"></div></div> | 83 | 681 | 520 |
| Overvotes | 0 | | | 0 | 0 | 0 |
| Undervotes | 12 | | | 3 | 4 | 5 |

Comptroller of Public Accounts

Vote For 1

| | TOTAL | VOTE % | | Absentee | Early Voting | Election Day |
|--------------------------------|-------|---------|------------------------------------------------------------------------|----------|--------------|--------------|
| REP Glenn Hegar | 669 | 52.10% | <div style="width: 52.10%;"><div style="width: 52.10%;"></div></div> | 20 | 351 | 298 |
| DEM Janet T. Dudding | 598 | 46.57% | <div style="width: 46.57%;"><div style="width: 46.57%;"></div></div> | 65 | 320 | 213 |
| LIB V. Alonzo Echevarria-Garza | 17 | 1.32% | <div style="width: 1.32%;"><div style="width: 1.32%;"></div></div> | 0 | 8 | 9 |
| Total Votes Cast | 1,284 | 100.00% | <div style="width: 100.00%;"><div style="width: 100.00%;"></div></div> | 85 | 679 | 520 |
| Overvotes | 0 | | | 0 | 0 | 0 |
| Undervotes | 12 | | | 1 | 6 | 5 |

Comm. General Land Office

Vote For 1

| | TOTAL | VOTE % | | Absentee | Early Voting | Election Day |
|--------------------------------|-------|---------|------------------------------------------------------------------------|----------|--------------|--------------|
| REP Dawn Buckingham | 664 | 51.83% | <div style="width: 51.83%;"><div style="width: 51.83%;"></div></div> | 19 | 344 | 301 |
| DEM Jay Kleberg | 602 | 46.99% | <div style="width: 46.99%;"><div style="width: 46.99%;"></div></div> | 65 | 324 | 213 |
| GRN Alfred Molison, Jr. | 14 | 1.09% | <div style="width: 1.09%;"><div style="width: 1.09%;"></div></div> | 0 | 8 | 6 |
| Write-In Totals | 1 | 0.08% | <div style="width: 0.08%;"><div style="width: 0.08%;"></div></div> | 0 | 1 | 0 |
| Write-In: Uncertified | 1 | 0.08% | <div style="width: 0.08%;"><div style="width: 0.08%;"></div></div> | 0 | 1 | 0 |
| Write-In: Carrie Evelyn Menger | 0 | 0.00% | <div style="width: 0.00%;"><div style="width: 0.00%;"></div></div> | 0 | 0 | 0 |
| Not Assigned | 0 | 0.00% | <div style="width: 0.00%;"><div style="width: 0.00%;"></div></div> | 0 | 0 | 0 |
| Total Votes Cast | 1,281 | 100.00% | <div style="width: 100.00%;"><div style="width: 100.00%;"></div></div> | 84 | 677 | 520 |
| Overvotes | 0 | | | 0 | 0 | 0 |
| Undervotes | 15 | | | 2 | 8 | 5 |

Commissioner of Agriculture

Vote For 1






| | TOTAL | VOTE % | | Absentee | Early Voting | Election Day |
|------------------|-------|---------|------------------------------------------------------------------------|----------|--------------|--------------|
| REP Sid Miller | 685 | 53.85% | <div style="width: 53.85%;"><div style="width: 53.85%;"></div></div> | 19 | 358 | 308 |
| DEM Susan Hays | 587 | 46.15% | <div style="width: 46.15%;"><div style="width: 46.15%;"></div></div> | 62 | 317 | 208 |
| Total Votes Cast | 1,272 | 100.00% | <div style="width: 100.00%;"><div style="width: 100.00%;"></div></div> | 81 | 675 | 516 |
| Overvotes | 0 | | | 0 | 0 | 0 |
| Undervotes | 24 | | | 5 | 10 | 9 |

November 8, 2022

Smith County





Precinct 0010**Railroad Commissioner**

Vote For 1

| | TOTAL | VOTE % | | Absentee | Early Voting | Election Day |
|-----------------------|-------|---------|-----------------------------------------------------------------------------------|----------|--------------|--------------|
| REP Wayne Christian | 657 | 51.33% |  | 20 | 348 | 289 |
| DEM Luke Warford | 583 | 45.55% |  | 65 | 308 | 210 |
| LIB Jaime Andres Diez | 29 | 2.27% |  | 0 | 13 | 16 |
| GRN Hunter Wayne Crow | 11 | 0.86% |  | 0 | 8 | 3 |
| Total Votes Cast | 1,280 | 100.00% |  | 85 | 677 | 518 |
| Overvotes | 0 | | | 0 | 0 | 0 |
| Undervotes | 16 | | | 1 | 8 | 7 |




Justice, Supreme Ct. PI. 3

Vote For 1

| | TOTAL | VOTE % | | Absentee | Early Voting | Election Day |
|--------------------------|-------|---------|-----------------------------------------------------------------------------------|----------|--------------|--------------|
| REP Debra Lehrmann | 666 | 52.07% |  | 20 | 349 | 297 |
| DEM Erin A. Nowell | 601 | 46.99% |  | 65 | 323 | 213 |
| LIB Thomas Edward Oxford | 12 | 0.94% |  | 0 | 4 | 8 |
| Total Votes Cast | 1,279 | 100.00% |  | 85 | 676 | 518 |
| Overvotes | 0 | | | 0 | 0 | 0 |
| Undervotes | 17 | | | 1 | 9 | 7 |




Justice, Supreme Ct. PI. 5

Vote For 1

| | TOTAL | VOTE % | | Absentee | Early Voting | Election Day |
|--------------------|-------|---------|-------------------------------------------------------------------------------------|----------|--------------|--------------|
| REP Rebeca Huddle | 672 | 52.66% |  | 20 | 351 | 301 |
| DEM Amanda Reichel | 604 | 47.34% |  | 64 | 325 | 215 |
| Total Votes Cast | 1,276 | 100.00% |  | 84 | 676 | 516 |
| Overvotes | 0 | | | 0 | 0 | 0 |
| Undervotes | 20 | | | 2 | 9 | 9 |

Justice, Supreme Ct. PI. 9

Vote For 1

| | TOTAL | VOTE % | | Absentee | Early Voting | Election Day |
|---------------------|-------|---------|-------------------------------------------------------------------------------------|----------|--------------|--------------|
| REP Evan Young | 674 | 52.82% |  | 20 | 352 | 302 |
| DEM Julia Maldonado | 602 | 47.18% |  | 64 | 324 | 214 |
| Total Votes Cast | 1,276 | 100.00% |  | 84 | 676 | 516 |
| Overvotes | 0 | | | 0 | 0 | 0 |
| Undervotes | 20 | | | 2 | 9 | 9 |

November 8, 2022

Smith County

Precinct 0010

Judge, Ct of Crim. Appeals, PI 5

Vote For 1

| | TOTAL | VOTE % | | Absentee | Early Voting | Election Day |
|------------------|-------|---------|--|----------|--------------|--------------|
| REP Scott Walker | 673 | 52.78% | | 20 | 352 | 301 |
| DEM Dana Huffman | 602 | 47.22% | | 61 | 324 | 217 |
| Total Votes Cast | 1,275 | 100.00% | | 81 | 676 | 518 |
| Overvotes | 0 | | | 0 | 0 | 0 |
| Undervotes | 21 | | | 5 | 9 | 7 |

Judge, Ct of Crim. Appeals, PI 6

Vote For 1

| | TOTAL | VOTE % | | Absentee | Early Voting | Election Day |
|---------------------------|-------|---------|--|----------|--------------|--------------|
| REP Jesse F. McClure, III | 663 | 52.16% | | 20 | 345 | 298 |
| DEM Robert Johnson | 608 | 47.84% | | 60 | 329 | 219 |
| Total Votes Cast | 1,271 | 100.00% | | 80 | 674 | 517 |
| Overvotes | 0 | | | 0 | 0 | 0 |
| Undervotes | 25 | | | 6 | 11 | 8 |

Justice of the Peace, Pct. 4

Vote For 1

| | TOTAL | VOTE % | | Absentee | Early Voting | Election Day |
|-------------------|-------|---------|--|----------|--------------|--------------|
| REP Curtis Wulf | 668 | 52.23% | | 19 | 352 | 297 |
| DEM Randy Hawkins | 611 | 47.77% | | 64 | 327 | 220 |
| Total Votes Cast | 1,279 | 100.00% | | 83 | 679 | 517 |
| Overvotes | 0 | | | 0 | 0 | 0 |
| Undervotes | 17 | | | 3 | 6 | 8 |

Smith Prop A

Vote For 1

| | TOTAL | VOTE % | | Absentee | Early Voting | Election Day |
|------------------|-------|---------|--|----------|--------------|--------------|
| FOR | 566 | 44.57% | | 40 | 308 | 218 |
| AGAINST | 704 | 55.43% | | 38 | 368 | 298 |
| Total Votes Cast | 1,270 | 100.00% | | 78 | 676 | 516 |
| Overvotes | 0 | | | 0 | 0 | 0 |
| Undervotes | 26 | | | 8 | 9 | 9 |

November 8, 2022




Smith County

Precinct 0011**Statistics**

| | TOTAL | Absentee | Early Voting | Election Day |
|---------------------------|--------|----------|--------------|--------------|
| Registered Voters - Total | 2,098 | | | |
| Ballots Cast - Total | 566 | 40 | 338 | 188 |
| Ballots Cast - Blank | 0 | 0 | 0 | 0 |
| Voter Turnout - Total | 26.98% | | | |











US Representative, Dist 1

Vote For 1

| | TOTAL | VOTE % | | Absentee | Early Voting | Election Day |
|--------------------------|-------|---------|-----------------------------------------------------------------------------------|----------|--------------|--------------|
| REP Nathaniel Moran | 139 | 25.18% |  | 2 | 84 | 53 |
| DEM Jrmar (JJ) Jefferson | 413 | 74.82% |  | 37 | 248 | 128 |
| Total Votes Cast | 552 | 100.00% |  | 39 | 332 | 181 |
| Overvotes | 0 | | | 0 | 0 | 0 |
| Undervotes | 14 | | | 1 | 6 | 7 |





Governor

Vote For 1

| | TOTAL | VOTE % | | Absentee | Early Voting | Election Day |
|--------------------------------|-------|---------|-------------------------------------------------------------------------------------|----------|--------------|--------------|
| REP Greg Abbott | 133 | 23.67% |  | 3 | 82 | 48 |
| DEM Beto O'Rourke | 417 | 74.20% |  | 36 | 250 | 131 |
| LIB Mark Tippetts | 6 | 1.07% |  | 1 | 2 | 3 |
| GRN Delilah Barrios | 5 | 0.89% |  | 0 | 2 | 3 |
| Write-In Totals | 1 | 0.18% |  | 0 | 1 | 0 |
| Write-In: Mark V Goloby | 1 | 0.18% |  | 0 | 1 | 0 |
| Write-In: Jacqueline Abernathy | 0 | 0.00% |  | 0 | 0 | 0 |
| Write-In: Uncertified | 0 | 0.00% |  | 0 | 0 | 0 |
| Not Assigned | 0 | 0.00% |  | 0 | 0 | 0 |
| Total Votes Cast | 562 | 100.00% |  | 40 | 337 | 185 |
| Overvotes | 0 | | | 0 | 0 | 0 |
| Undervotes | 4 | | | 0 | 1 | 3 |

Lieutenant Governor

Vote For 1

| | TOTAL | VOTE % | | Absentee | Early Voting | Election Day |
|-------------------|-------|---------|-------------------------------------------------------------------------------------|----------|--------------|--------------|
| REP Dan Patrick | 134 | 24.36% |  | 3 | 84 | 47 |
| DEM Mike Collier | 403 | 73.27% |  | 35 | 243 | 125 |
| LIB Shanna Steele | 13 | 2.36% |  | 0 | 5 | 8 |
| Total Votes Cast | 550 | 100.00% |  | 38 | 332 | 180 |
| Overvotes | 0 | | | 0 | 0 | 0 |
| Undervotes | 16 | | | 2 | 6 | 8 |

November 8, 2022

Smith County

Precinct 0011**Attorney General**

Vote For 1

| | TOTAL | VOTE % | | Absentee | Early Voting | Election Day |
|-----------------------------|-------|---------|------------------------------------------------------------------------|----------|--------------|--------------|
| REP Ken Paxton | 137 | 24.82% | <div style="width: 24.82%;"><div style="width: 24.82%;"></div></div> | 3 | 84 | 50 |
| DEM Rochelle Mercedes Garza | 410 | 74.28% | <div style="width: 74.28%;"><div style="width: 74.28%;"></div></div> | 36 | 247 | 127 |
| LIB Mark Ash | 5 | 0.91% | <div style="width: 0.91%;"><div style="width: 0.91%;"></div></div> | 0 | 4 | 1 |
| Total Votes Cast | 552 | 100.00% | <div style="width: 100.00%;"><div style="width: 100.00%;"></div></div> | 39 | 335 | 178 |
| Overvotes | 0 | | | 0 | 0 | 0 |
| Undervotes | 14 | | | 1 | 3 | 10 |

Comptroller of Public Accounts

Vote For 1

| | TOTAL | VOTE % | | Absentee | Early Voting | Election Day |
|--------------------------------|-------|---------|------------------------------------------------------------------------|----------|--------------|--------------|
| REP Glenn Hegar | 135 | 24.41% | <div style="width: 24.41%;"><div style="width: 24.41%;"></div></div> | 2 | 82 | 51 |
| DEM Janet T. Dudding | 410 | 74.14% | <div style="width: 74.14%;"><div style="width: 74.14%;"></div></div> | 37 | 249 | 124 |
| LIB V. Alonzo Echevarria-Garza | 8 | 1.45% | <div style="width: 1.45%;"><div style="width: 1.45%;"></div></div> | 0 | 2 | 6 |
| Total Votes Cast | 553 | 100.00% | <div style="width: 100.00%;"><div style="width: 100.00%;"></div></div> | 39 | 333 | 181 |
| Overvotes | 0 | | | 0 | 0 | 0 |
| Undervotes | 13 | | | 1 | 5 | 7 |

Comm. General Land Office

Vote For 1

| | TOTAL | VOTE % | | Absentee | Early Voting | Election Day |
|--------------------------------|-------|---------|------------------------------------------------------------------------|----------|--------------|--------------|
| REP Dawn Buckingham | 135 | 24.41% | <div style="width: 24.41%;"><div style="width: 24.41%;"></div></div> | 2 | 80 | 53 |
| DEM Jay Kleberg | 411 | 74.32% | <div style="width: 74.32%;"><div style="width: 74.32%;"></div></div> | 36 | 249 | 126 |
| GRN Alfred Molison, Jr. | 7 | 1.27% | <div style="width: 1.27%;"><div style="width: 1.27%;"></div></div> | 1 | 4 | 2 |
| Write-In Totals | 0 | 0.00% | <div style="width: 0.00%;"><div style="width: 0.00%;"></div></div> | 0 | 0 | 0 |
| Write-In: Carrie Evelyn Menger | 0 | 0.00% | <div style="width: 0.00%;"><div style="width: 0.00%;"></div></div> | 0 | 0 | 0 |
| Write-In: Uncertified | 0 | 0.00% | <div style="width: 0.00%;"><div style="width: 0.00%;"></div></div> | 0 | 0 | 0 |
| Not Assigned | 0 | 0.00% | <div style="width: 0.00%;"><div style="width: 0.00%;"></div></div> | 0 | 0 | 0 |
| Total Votes Cast | 553 | 100.00% | <div style="width: 100.00%;"><div style="width: 100.00%;"></div></div> | 39 | 333 | 181 |
| Overvotes | 0 | | | 0 | 0 | 0 |
| Undervotes | 13 | | | 1 | 5 | 7 |

Commissioner of Agriculture

Vote For 1

| | TOTAL | VOTE % | | Absentee | Early Voting | Election Day |
|------------------|-------|---------|------------------------------------------------------------------------|----------|--------------|--------------|
| REP Sid Miller | 138 | 24.91% | <div style="width: 24.91%;"><div style="width: 24.91%;"></div></div> | 3 | 86 | 49 |
| DEM Susan Hays | 416 | 75.09% | <div style="width: 75.09%;"><div style="width: 75.09%;"></div></div> | 36 | 249 | 131 |
| Total Votes Cast | 554 | 100.00% | <div style="width: 100.00%;"><div style="width: 100.00%;"></div></div> | 39 | 335 | 180 |
| Overvotes | 0 | | | 0 | 0 | 0 |
| Undervotes | 12 | | | 1 | 3 | 8 |

November 8, 2022

Smith County

Precinct 0011**Railroad Commissioner**

Vote For 1

| | TOTAL | VOTE % | | Absentee | Early Voting | Election Day |
|-----------------------|-------|---------|--|----------|--------------|--------------|
| REP Wayne Christian | 134 | 24.23% | | 2 | 81 | 51 |
| DEM Luke Warford | 402 | 72.69% | | 37 | 241 | 124 |
| LIB Jaime Andres Diez | 15 | 2.71% | | 0 | 8 | 7 |
| GRN Hunter Wayne Crow | 2 | 0.36% | | 0 | 2 | 0 |
| Total Votes Cast | 553 | 100.00% | | 39 | 332 | 182 |
| Overvotes | 0 | | | 0 | 0 | 0 |
| Undervotes | 13 | | | 1 | 6 | 6 |

Justice, Supreme Ct. PI. 3

Vote For 1

| | TOTAL | VOTE % | | Absentee | Early Voting | Election Day |
|--------------------------|-------|---------|--|----------|--------------|--------------|
| REP Debra Lehrmann | 134 | 24.14% | | 2 | 83 | 49 |
| DEM Erin A. Nowell | 414 | 74.59% | | 37 | 251 | 126 |
| LIB Thomas Edward Oxford | 7 | 1.26% | | 0 | 1 | 6 |
| Total Votes Cast | 555 | 100.00% | | 39 | 335 | 181 |
| Overvotes | 0 | | | 0 | 0 | 0 |
| Undervotes | 11 | | | 1 | 3 | 7 |

Justice, Supreme Ct. PI. 5

Vote For 1

| | TOTAL | VOTE % | | Absentee | Early Voting | Election Day |
|--------------------|-------|---------|--|----------|--------------|--------------|
| REP Rebeca Huddle | 134 | 24.23% | | 2 | 82 | 50 |
| DEM Amanda Reichek | 419 | 75.77% | | 37 | 251 | 131 |
| Total Votes Cast | 553 | 100.00% | | 39 | 333 | 181 |
| Overvotes | 0 | | | 0 | 0 | 0 |
| Undervotes | 13 | | | 1 | 5 | 7 |

Justice, Supreme Ct. PI. 9

Vote For 1

| | TOTAL | VOTE % | | Absentee | Early Voting | Election Day |
|---------------------|-------|---------|--|----------|--------------|--------------|
| REP Evan Young | 129 | 23.33% | | 2 | 81 | 46 |
| DEM Julia Maldonado | 424 | 76.67% | | 37 | 252 | 135 |
| Total Votes Cast | 553 | 100.00% | | 39 | 333 | 181 |
| Overvotes | 0 | | | 0 | 0 | 0 |
| Undervotes | 13 | | | 1 | 5 | 7 |

November 8, 2022

Smith County

Precinct 0011**Judge, Ct of Crim. Appeals, PI 5**

Vote For 1

| | TOTAL | VOTE % | | Absentee | Early Voting | Election Day |
|------------------|-------|---------|--|----------|--------------|--------------|
| REP Scott Walker | 136 | 24.59% | | 3 | 83 | 50 |
| DEM Dana Huffman | 417 | 75.41% | | 36 | 250 | 131 |
| Total Votes Cast | 553 | 100.00% | | 39 | 333 | 181 |
| Overvotes | 0 | | | 0 | 0 | 0 |
| Undervotes | 13 | | | 1 | 5 | 7 |

Judge, Ct of Crim. Appeals, PI 6

Vote For 1

| | TOTAL | VOTE % | | Absentee | Early Voting | Election Day |
|---------------------------|-------|---------|--|----------|--------------|--------------|
| REP Jesse F. McClure, III | 132 | 23.91% | | 2 | 81 | 49 |
| DEM Robert Johnson | 420 | 76.09% | | 37 | 251 | 132 |
| Total Votes Cast | 552 | 100.00% | | 39 | 332 | 181 |
| Overvotes | 0 | | | 0 | 0 | 0 |
| Undervotes | 14 | | | 1 | 6 | 7 |

State Representative, District 6

Vote For 1

| | TOTAL | VOTE % | | Absentee | Early Voting | Election Day |
|-------------------|-------|---------|--|----------|--------------|--------------|
| REP Matt Schaefer | 133 | 24.05% | | 2 | 83 | 48 |
| DEM Cody J. Grace | 420 | 75.95% | | 37 | 250 | 133 |
| Total Votes Cast | 553 | 100.00% | | 39 | 333 | 181 |
| Overvotes | 0 | | | 0 | 0 | 0 |
| Undervotes | 13 | | | 1 | 5 | 7 |

Smith Prop A

Vote For 1

| | TOTAL | VOTE % | | Absentee | Early Voting | Election Day |
|------------------|-------|---------|--|----------|--------------|--------------|
| FOR | 247 | 44.91% | | 23 | 151 | 73 |
| AGAINST | 303 | 55.09% | | 13 | 182 | 108 |
| Total Votes Cast | 550 | 100.00% | | 36 | 333 | 181 |
| Overvotes | 0 | | | 0 | 0 | 0 |
| Undervotes | 16 | | | 4 | 5 | 7 |

November 8, 2022

Smith County

Precinct 0012**Statistics**

| | TOTAL | Absentee | Early Voting | Election Day |
|---------------------------|--------|----------|--------------|--------------|
| Registered Voters - Total | 1,671 | | | |
| Ballots Cast - Total | 548 | 36 | 347 | 165 |
| Ballots Cast - Blank | 0 | 0 | 0 | 0 |
| Voter Turnout - Total | 32.79% | | | |

US Representative, Dist 1

Vote For 1

| | TOTAL | VOTE % | Absentee | Early Voting | Election Day |
|--------------------------|-------|---------|----------|--------------|--------------|
| REP Nathaniel Moran | 88 | 16.24% | 6 | 52 | 30 |
| DEM Jrmar (JJ) Jefferson | 454 | 83.76% | 29 | 291 | 134 |
| Total Votes Cast | 542 | 100.00% | 35 | 343 | 164 |
| Overvotes | 0 | | 0 | 0 | 0 |
| Undervotes | 6 | | 1 | 4 | 1 |

Governor

Vote For 1

| | TOTAL | VOTE % | Absentee | Early Voting | Election Day |
|--------------------------------|-------|---------|----------|--------------|--------------|
| REP Greg Abbott | 87 | 16.05% | 6 | 50 | 31 |
| DEM Beto O'Rourke | 449 | 82.84% | 29 | 290 | 130 |
| LIB Mark Tippetts | 4 | 0.74% | 0 | 3 | 1 |
| GRN Delilah Barrios | 2 | 0.37% | 0 | 1 | 1 |
| Write-In Totals | 0 | 0.00% | 0 | 0 | 0 |
| Write-In: Jacqueline Abernathy | 0 | 0.00% | 0 | 0 | 0 |
| Write-In: Mark V Goloby | 0 | 0.00% | 0 | 0 | 0 |
| Write-In: Uncertified | 0 | 0.00% | 0 | 0 | 0 |
| Not Assigned | 0 | 0.00% | 0 | 0 | 0 |
| Total Votes Cast | 542 | 100.00% | 35 | 344 | 163 |
| Overvotes | 1 | | 1 | 0 | 0 |
| Undervotes | 5 | | 0 | 3 | 2 |

Lieutenant Governor

Vote For 1

| | TOTAL | VOTE % | Absentee | Early Voting | Election Day |
|-------------------|-------|---------|----------|--------------|--------------|
| REP Dan Patrick | 86 | 16.01% | 6 | 48 | 32 |
| DEM Mike Collier | 441 | 82.12% | 29 | 286 | 126 |
| LIB Shanna Steele | 10 | 1.86% | 0 | 7 | 3 |
| Total Votes Cast | 537 | 100.00% | 35 | 341 | 161 |
| Overvotes | 0 | | 0 | 0 | 0 |
| Undervotes | 11 | | 1 | 6 | 4 |

November 8, 2022

Smith County

Precinct 0012**Attorney General**

Vote For 1

| | TOTAL | VOTE % | Absentee | Early Voting | Election Day |
|-----------------------------|-------|---------|----------|--------------|--------------|
| REP Ken Paxton | 86 | 16.01% | 6 | 49 | 31 |
| DEM Rochelle Mercedes Garza | 444 | 82.68% | 29 | 288 | 127 |
| LIB Mark Ash | 7 | 1.30% | 1 | 4 | 2 |
| Total Votes Cast | 537 | 100.00% | 36 | 341 | 160 |
| Overvotes | 0 | | 0 | 0 | 0 |
| Undervotes | 11 | | 0 | 6 | 5 |

Comptroller of Public Accounts

Vote For 1

| | TOTAL | VOTE % | Absentee | Early Voting | Election Day |
|--------------------------------|-------|---------|----------|--------------|--------------|
| REP Glenn Hegar | 81 | 15.03% | 6 | 45 | 30 |
| DEM Janet T. Dudding | 442 | 82.00% | 30 | 289 | 123 |
| LIB V. Alonzo Echevarria-Garza | 16 | 2.97% | 0 | 8 | 8 |
| Total Votes Cast | 539 | 100.00% | 36 | 342 | 161 |
| Overvotes | 0 | | 0 | 0 | 0 |
| Undervotes | 9 | | 0 | 5 | 4 |

Comm. General Land Office

Vote For 1

| | TOTAL | VOTE % | Absentee | Early Voting | Election Day |
|--------------------------------|-------|---------|----------|--------------|--------------|
| REP Dawn Buckingham | 85 | 15.80% | 7 | 46 | 32 |
| DEM Jay Kleberg | 448 | 83.27% | 29 | 292 | 127 |
| GRN Alfred Molison, Jr. | 5 | 0.93% | 0 | 4 | 1 |
| Write-In Totals | 0 | 0.00% | 0 | 0 | 0 |
| Write-In: Carrie Evelyn Menger | 0 | 0.00% | 0 | 0 | 0 |
| Write-In: Uncertified | 0 | 0.00% | 0 | 0 | 0 |
| Not Assigned | 0 | 0.00% | 0 | 0 | 0 |
| Total Votes Cast | 538 | 100.00% | 36 | 342 | 160 |
| Overvotes | 0 | | 0 | 0 | 0 |
| Undervotes | 10 | | 0 | 5 | 5 |

Commissioner of Agriculture

Vote For 1

| | TOTAL | VOTE % | Absentee | Early Voting | Election Day |
|------------------|-------|---------|----------|--------------|--------------|
| REP Sid Miller | 87 | 16.20% | 6 | 48 | 33 |
| DEM Susan Hays | 450 | 83.80% | 29 | 293 | 128 |
| Total Votes Cast | 537 | 100.00% | 35 | 341 | 161 |
| Overvotes | 0 | | 0 | 0 | 0 |
| Undervotes | 11 | | 1 | 6 | 4 |

November 8, 2022

Smith County

Precinct 0012

Railroad Commissioner

Vote For 1

| | TOTAL | VOTE % | Absentee | Early Voting | Election Day |
|-------------------------|------------|----------------|-----------|--------------|--------------|
| REP Wayne Christian | 81 | 15.11% | 6 | 45 | 30 |
| DEM Luke Warford | 444 | 82.84% | 30 | 290 | 124 |
| LIB Jaime Andres Diez | 11 | 2.05% | 0 | 7 | 4 |
| GRN Hunter Wayne Crow | 0 | 0.00% | 0 | 0 | 0 |
| Total Votes Cast | 536 | 100.00% | 36 | 342 | 158 |
| Overvotes | 0 | | 0 | 0 | 0 |
| Undervotes | 12 | | 0 | 5 | 7 |

Justice, Supreme Ct. PI. 3

Vote For 1

| | TOTAL | VOTE % | Absentee | Early Voting | Election Day |
|--------------------------|------------|----------------|-----------|--------------|--------------|
| REP Debra Lehrmann | 85 | 15.83% | 6 | 49 | 30 |
| DEM Erin A. Nowell | 447 | 83.24% | 30 | 289 | 128 |
| LIB Thomas Edward Oxford | 5 | 0.93% | 0 | 4 | 1 |
| Total Votes Cast | 537 | 100.00% | 36 | 342 | 159 |
| Overvotes | 0 | | 0 | 0 | 0 |
| Undervotes | 11 | | 0 | 5 | 6 |

Justice, Supreme Ct. PI. 5

Vote For 1

| | TOTAL | VOTE % | Absentee | Early Voting | Election Day |
|-------------------------|------------|----------------|-----------|--------------|--------------|
| REP Rebeca Huddle | 85 | 15.92% | 6 | 49 | 30 |
| DEM Amanda Reichek | 449 | 84.08% | 29 | 292 | 128 |
| Total Votes Cast | 534 | 100.00% | 35 | 341 | 158 |
| Overvotes | 0 | | 0 | 0 | 0 |
| Undervotes | 14 | | 1 | 6 | 7 |

Justice, Supreme Ct. PI. 9

Vote For 1

| | TOTAL | VOTE % | Absentee | Early Voting | Election Day |
|-------------------------|------------|----------------|-----------|--------------|--------------|
| REP Evan Young | 89 | 16.67% | 6 | 51 | 32 |
| DEM Julia Maldonado | 445 | 83.33% | 30 | 289 | 126 |
| Total Votes Cast | 534 | 100.00% | 36 | 340 | 158 |
| Overvotes | 0 | | 0 | 0 | 0 |
| Undervotes | 14 | | 0 | 7 | 7 |

November 8, 2022

Smith County

Precinct 0012**Judge, Ct of Crim. Appeals, PI 5**

Vote For 1

| | TOTAL | VOTE % | Absentee | Early Voting | Election Day |
|------------------|-------|---------|----------|--------------|--------------|
| REP Scott Walker | 83 | 15.57% | 6 | 48 | 29 |
| DEM Dana Huffman | 450 | 84.43% | 28 | 294 | 128 |
| Total Votes Cast | 533 | 100.00% | 34 | 342 | 157 |
| Overvotes | 0 | | 0 | 0 | 0 |
| Undervotes | 15 | | 2 | 5 | 8 |

Judge, Ct of Crim. Appeals, PI 6

Vote For 1

| | TOTAL | VOTE % | Absentee | Early Voting | Election Day |
|---------------------------|-------|---------|----------|--------------|--------------|
| REP Jesse F. McClure, III | 85 | 16.01% | 6 | 49 | 30 |
| DEM Robert Johnson | 446 | 83.99% | 29 | 294 | 123 |
| Total Votes Cast | 531 | 100.00% | 35 | 343 | 153 |
| Overvotes | 0 | | 0 | 0 | 0 |
| Undervotes | 17 | | 1 | 4 | 12 |

State Representative, District 6

Vote For 1

| | TOTAL | VOTE % | Absentee | Early Voting | Election Day |
|-------------------|-------|---------|----------|--------------|--------------|
| REP Matt Schaefer | 89 | 16.60% | 6 | 51 | 32 |
| DEM Cody J. Grace | 447 | 83.40% | 29 | 292 | 126 |
| Total Votes Cast | 536 | 100.00% | 35 | 343 | 158 |
| Overvotes | 0 | | 0 | 0 | 0 |
| Undervotes | 12 | | 1 | 4 | 7 |

Smith Prop A

Vote For 1

| | TOTAL | VOTE % | Absentee | Early Voting | Election Day |
|------------------|-------|---------|----------|--------------|--------------|
| FOR | 241 | 44.80% | 23 | 151 | 67 |
| AGAINST | 297 | 55.20% | 11 | 192 | 94 |
| Total Votes Cast | 538 | 100.00% | 34 | 343 | 161 |
| Overvotes | 0 | | 0 | 0 | 0 |
| Undervotes | 10 | | 2 | 4 | 4 |

November 8, 2022

Smith County

Precinct 0013

Statistics

| | TOTAL | Absentee | Early Voting | Election Day |
|---------------------------|--------|----------|--------------|--------------|
| Registered Voters - Total | 1,572 | | | |
| Ballots Cast - Total | 543 | 72 | 347 | 124 |
| Ballots Cast - Blank | 0 | 0 | 0 | 0 |
| Voter Turnout - Total | 34.54% | | | |

US Representative, Dist 1

Vote For 1

| | TOTAL | VOTE % | Absentee | Early Voting | Election Day |
|--------------------------|-------|---------|----------|--------------|--------------|
| REP Nathaniel Moran | 28 | 5.21% | 6 | 13 | 9 |
| DEM Jrmar (JJ) Jefferson | 509 | 94.79% | 65 | 329 | 115 |
| Total Votes Cast | 537 | 100.00% | 71 | 342 | 124 |
| Overvotes | 0 | | 0 | 0 | 0 |
| Undervotes | 6 | | 1 | 5 | 0 |

Governor

Vote For 1

| | TOTAL | VOTE % | Absentee | Early Voting | Election Day |
|--------------------------------|-------|---------|----------|--------------|--------------|
| REP Greg Abbott | 33 | 6.08% | 7 | 18 | 8 |
| DEM Beto O'Rourke | 498 | 91.71% | 65 | 318 | 115 |
| LIB Mark Tippetts | 4 | 0.74% | 0 | 4 | 0 |
| GRN Delilah Barrios | 8 | 1.47% | 0 | 7 | 1 |
| Write-In Totals | 0 | 0.00% | 0 | 0 | 0 |
| Write-In: Jacqueline Abernathy | 0 | 0.00% | 0 | 0 | 0 |
| Write-In: Mark V Goloby | 0 | 0.00% | 0 | 0 | 0 |
| Write-In: Uncertified | 0 | 0.00% | 0 | 0 | 0 |
| Not Assigned | 0 | 0.00% | 0 | 0 | 0 |
| Total Votes Cast | 543 | 100.00% | 72 | 347 | 124 |
| Overvotes | 0 | | 0 | 0 | 0 |
| Undervotes | 0 | | 0 | 0 | 0 |

Lieutenant Governor

Vote For 1

| | TOTAL | VOTE % | Absentee | Early Voting | Election Day |
|-------------------|-------|---------|----------|--------------|--------------|
| REP Dan Patrick | 24 | 4.47% | 4 | 15 | 5 |
| DEM Mike Collier | 504 | 93.85% | 67 | 321 | 116 |
| LIB Shanna Steele | 9 | 1.68% | 0 | 6 | 3 |
| Total Votes Cast | 537 | 100.00% | 71 | 342 | 124 |
| Overvotes | 0 | | 0 | 0 | 0 |
| Undervotes | 6 | | 1 | 5 | 0 |

November 8, 2022

Smith County

Precinct 0013**Attorney General**

Vote For 1

| | TOTAL | VOTE % | Absentee | Early Voting | Election Day |
|-----------------------------|-------|---------|----------|--------------|--------------|
| REP Ken Paxton | 25 | 4.69% | 4 | 15 | 6 |
| DEM Rochelle Mercedes Garza | 501 | 94.00% | 66 | 320 | 115 |
| LIB Mark Ash | 7 | 1.31% | 0 | 6 | 1 |
| Total Votes Cast | 533 | 100.00% | 70 | 341 | 122 |
| Overvotes | 0 | | 0 | 0 | 0 |
| Undervotes | 10 | | 2 | 6 | 2 |

Comptroller of Public Accounts

Vote For 1

| | TOTAL | VOTE % | Absentee | Early Voting | Election Day |
|--------------------------------|-------|---------|----------|--------------|--------------|
| REP Glenn Hegar | 21 | 3.93% | 4 | 12 | 5 |
| DEM Janet T. Dudding | 501 | 93.82% | 68 | 319 | 114 |
| LIB V. Alonzo Echevarria-Garza | 12 | 2.25% | 0 | 8 | 4 |
| Total Votes Cast | 534 | 100.00% | 72 | 339 | 123 |
| Overvotes | 0 | | 0 | 0 | 0 |
| Undervotes | 9 | | 0 | 8 | 1 |

Comm. General Land Office

Vote For 1

| | TOTAL | VOTE % | Absentee | Early Voting | Election Day |
|--------------------------------|-------|---------|----------|--------------|--------------|
| REP Dawn Buckingham | 24 | 4.50% | 4 | 13 | 7 |
| DEM Jay Kleberg | 502 | 94.18% | 67 | 322 | 113 |
| GRN Alfred Molison, Jr. | 7 | 1.31% | 0 | 4 | 3 |
| Write-In Totals | 0 | 0.00% | 0 | 0 | 0 |
| Write-In: Carrie Evelyn Menger | 0 | 0.00% | 0 | 0 | 0 |
| Write-In: Uncertified | 0 | 0.00% | 0 | 0 | 0 |
| Not Assigned | 0 | 0.00% | 0 | 0 | 0 |
| Total Votes Cast | 533 | 100.00% | 71 | 339 | 123 |
| Overvotes | 0 | | 0 | 0 | 0 |
| Undervotes | 10 | | 1 | 8 | 1 |

Commissioner of Agriculture

Vote For 1

| | TOTAL | VOTE % | Absentee | Early Voting | Election Day |
|------------------|-------|---------|----------|--------------|--------------|
| REP Sid Miller | 23 | 4.32% | 4 | 14 | 5 |
| DEM Susan Hays | 509 | 95.68% | 67 | 324 | 118 |
| Total Votes Cast | 532 | 100.00% | 71 | 338 | 123 |
| Overvotes | 0 | | 0 | 0 | 0 |
| Undervotes | 11 | | 1 | 9 | 1 |

November 8, 2022

Smith County

Precinct 0013**Railroad Commissioner**

Vote For 1

| | TOTAL | VOTE % | Absentee | Early Voting | Election Day |
|-----------------------|-------|---------|----------|--------------|--------------|
| REP Wayne Christian | 20 | 3.75% | 5 | 10 | 5 |
| DEM Luke Warford | 498 | 93.43% | 67 | 320 | 111 |
| LIB Jaime Andres Diez | 12 | 2.25% | 0 | 6 | 6 |
| GRN Hunter Wayne Crow | 3 | 0.56% | 0 | 2 | 1 |
| Total Votes Cast | 533 | 100.00% | 72 | 338 | 123 |
| Overvotes | 0 | | 0 | 0 | 0 |
| Undervotes | 10 | | 0 | 9 | 1 |

Justice, Supreme Ct. PI. 3

Vote For 1

| | TOTAL | VOTE % | Absentee | Early Voting | Election Day |
|--------------------------|-------|---------|----------|--------------|--------------|
| REP Debra Lehrmann | 27 | 5.05% | 4 | 16 | 7 |
| DEM Erin A. Nowell | 499 | 93.27% | 67 | 321 | 111 |
| LIB Thomas Edward Oxford | 9 | 1.68% | 0 | 5 | 4 |
| Total Votes Cast | 535 | 100.00% | 71 | 342 | 122 |
| Overvotes | 0 | | 0 | 0 | 0 |
| Undervotes | 8 | | 1 | 5 | 2 |

Justice, Supreme Ct. PI. 5

Vote For 1

| | TOTAL | VOTE % | Absentee | Early Voting | Election Day |
|--------------------|-------|---------|----------|--------------|--------------|
| REP Rebeca Huddle | 29 | 5.43% | 5 | 16 | 8 |
| DEM Amanda Reichek | 505 | 94.57% | 66 | 325 | 114 |
| Total Votes Cast | 534 | 100.00% | 71 | 341 | 122 |
| Overvotes | 0 | | 0 | 0 | 0 |
| Undervotes | 9 | | 1 | 6 | 2 |

Justice, Supreme Ct. PI. 9

Vote For 1

| | TOTAL | VOTE % | Absentee | Early Voting | Election Day |
|---------------------|-------|---------|----------|--------------|--------------|
| REP Evan Young | 25 | 4.73% | 4 | 15 | 6 |
| DEM Julia Maldonado | 504 | 95.27% | 66 | 322 | 116 |
| Total Votes Cast | 529 | 100.00% | 70 | 337 | 122 |
| Overvotes | 0 | | 0 | 0 | 0 |
| Undervotes | 14 | | 2 | 10 | 2 |

November 8, 2022

Smith County

Precinct 0013

Judge, Ct of Crim. Appeals, PI 5

Vote For 1

| | TOTAL | VOTE % | Absentee | Early Voting | Election Day |
|------------------|-------|---------|----------|--------------|--------------|
| REP Scott Walker | 23 | 4.37% | 3 | 13 | 7 |
| DEM Dana Huffman | 503 | 95.63% | 65 | 323 | 115 |
| Total Votes Cast | 526 | 100.00% | 68 | 336 | 122 |
| Overvotes | 0 | | 0 | 0 | 0 |
| Undervotes | 17 | | 4 | 11 | 2 |

Judge, Ct of Crim. Appeals, PI 6

Vote For 1

| | TOTAL | VOTE % | Absentee | Early Voting | Election Day |
|---------------------------|-------|---------|----------|--------------|--------------|
| REP Jesse F. McClure, III | 23 | 4.34% | 4 | 14 | 5 |
| DEM Robert Johnson | 507 | 95.66% | 68 | 322 | 117 |
| Total Votes Cast | 530 | 100.00% | 72 | 336 | 122 |
| Overvotes | 0 | | 0 | 0 | 0 |
| Undervotes | 13 | | 0 | 11 | 2 |

State Representative, District 6

Vote For 1

| | TOTAL | VOTE % | Absentee | Early Voting | Election Day |
|-------------------|-------|---------|----------|--------------|--------------|
| REP Matt Schaefer | 31 | 5.84% | 3 | 16 | 12 |
| DEM Cody J. Grace | 500 | 94.16% | 67 | 322 | 111 |
| Total Votes Cast | 531 | 100.00% | 70 | 338 | 123 |
| Overvotes | 0 | | 0 | 0 | 0 |
| Undervotes | 12 | | 2 | 9 | 1 |

Smith Prop A

Vote For 1

| | TOTAL | VOTE % | Absentee | Early Voting | Election Day |
|------------------|-------|---------|----------|--------------|--------------|
| FOR | 241 | 46.35% | 29 | 156 | 56 |
| AGAINST | 279 | 53.65% | 35 | 178 | 66 |
| Total Votes Cast | 520 | 100.00% | 64 | 334 | 122 |
| Overvotes | 0 | | 0 | 0 | 0 |
| Undervotes | 23 | | 8 | 13 | 2 |

November 8, 2022

Smith County

Precinct 0014

Statistics

| | TOTAL | Absentee | Early Voting | Election Day |
|---------------------------|--------|----------|--------------|--------------|
| Registered Voters - Total | 1,951 | | | |
| Ballots Cast - Total | 897 | 27 | 622 | 248 |
| Ballots Cast - Blank | 1 | 0 | 1 | 0 |
| Voter Turnout - Total | 45.98% | | | |

US Representative, Dist 1

Vote For 1

| | TOTAL | VOTE % | | Absentee | Early Voting | Election Day |
|--------------------------|-------|---------|--|----------|--------------|--------------|
| REP Nathaniel Moran | 652 | 73.42% | | 9 | 463 | 180 |
| DEM Jrmar (JJ) Jefferson | 236 | 26.58% | | 16 | 157 | 63 |
| Total Votes Cast | 888 | 100.00% | | 25 | 620 | 243 |
| Overvotes | 0 | | | 0 | 0 | 0 |
| Undervotes | 9 | | | 2 | 2 | 5 |

Governor

Vote For 1

| | TOTAL | VOTE % | | Absentee | Early Voting | Election Day |
|--------------------------------|-------|---------|--|----------|--------------|--------------|
| REP Greg Abbott | 642 | 71.89% | | 11 | 451 | 180 |
| DEM Beto O'Rourke | 238 | 26.65% | | 15 | 159 | 64 |
| LIB Mark Tippetts | 8 | 0.90% | | 0 | 6 | 2 |
| GRN Delilah Barrios | 4 | 0.45% | | 0 | 4 | 0 |
| Write-In Totals | 1 | 0.11% | | 0 | 0 | 1 |
| Write-In: Jacqueline Abernathy | 1 | 0.11% | | 0 | 0 | 1 |
| Write-In: Mark V Goloby | 0 | 0.00% | | 0 | 0 | 0 |
| Write-In: Uncertified | 0 | 0.00% | | 0 | 0 | 0 |
| Not Assigned | 0 | 0.00% | | 0 | 0 | 0 |
| Total Votes Cast | 893 | 100.00% | | 26 | 620 | 247 |
| Overvotes | 1 | | | 1 | 0 | 0 |
| Undervotes | 3 | | | 0 | 2 | 1 |

Lieutenant Governor

Vote For 1

| | TOTAL | VOTE % | | Absentee | Early Voting | Election Day |
|-------------------|-------|---------|--|----------|--------------|--------------|
| REP Dan Patrick | 637 | 71.82% | | 10 | 451 | 176 |
| DEM Mike Collier | 230 | 25.93% | | 17 | 152 | 61 |
| LIB Shanna Steele | 20 | 2.25% | | 0 | 12 | 8 |
| Total Votes Cast | 887 | 100.00% | | 27 | 615 | 245 |
| Overvotes | 0 | | | 0 | 0 | 0 |
| Undervotes | 10 | | | 0 | 7 | 3 |

November 8, 2022

Smith County

Precinct 0014**Attorney General**

Vote For 1

| | TOTAL | VOTE % | | Absentee | Early Voting | Election Day |
|-----------------------------|-------|---------|------------------------------------------------------------------------|----------|--------------|--------------|
| REP Ken Paxton | 635 | 71.43% | <div style="width: 71.43%;"><div style="width: 71.43%;"></div></div> | 10 | 448 | 177 |
| DEM Rochelle Mercedes Garza | 238 | 26.77% | <div style="width: 26.77%;"><div style="width: 26.77%;"></div></div> | 16 | 161 | 61 |
| LIB Mark Ash | 16 | 1.80% | <div style="width: 1.80%;"><div style="width: 1.80%;"></div></div> | 1 | 7 | 8 |
| Total Votes Cast | 889 | 100.00% | <div style="width: 100.00%;"><div style="width: 100.00%;"></div></div> | 27 | 616 | 246 |
| Overvotes | 0 | | | 0 | 0 | 0 |
| Undervotes | 8 | | | 0 | 6 | 2 |

Comptroller of Public Accounts

Vote For 1

| | TOTAL | VOTE % | | Absentee | Early Voting | Election Day |
|--------------------------------|-------|---------|------------------------------------------------------------------------|----------|--------------|--------------|
| REP Glenn Hegar | 642 | 72.62% | <div style="width: 72.62%;"><div style="width: 72.62%;"></div></div> | 10 | 455 | 177 |
| DEM Janet T. Dudding | 229 | 25.90% | <div style="width: 25.90%;"><div style="width: 25.90%;"></div></div> | 16 | 155 | 58 |
| LIB V. Alonzo Echevarria-Garza | 13 | 1.47% | <div style="width: 1.47%;"><div style="width: 1.47%;"></div></div> | 0 | 5 | 8 |
| Total Votes Cast | 884 | 100.00% | <div style="width: 100.00%;"><div style="width: 100.00%;"></div></div> | 26 | 615 | 243 |
| Overvotes | 0 | | | 0 | 0 | 0 |
| Undervotes | 13 | | | 1 | 7 | 5 |

Comm. General Land Office

Vote For 1

| | TOTAL | VOTE % | | Absentee | Early Voting | Election Day |
|--------------------------------|-------|---------|------------------------------------------------------------------------|----------|--------------|--------------|
| REP Dawn Buckingham | 640 | 72.64% | <div style="width: 72.64%;"><div style="width: 72.64%;"></div></div> | 10 | 454 | 176 |
| DEM Jay Kleberg | 233 | 26.45% | <div style="width: 26.45%;"><div style="width: 26.45%;"></div></div> | 15 | 155 | 63 |
| GRN Alfred Molison, Jr. | 8 | 0.91% | <div style="width: 0.91%;"><div style="width: 0.91%;"></div></div> | 0 | 6 | 2 |
| Write-In Totals | 0 | 0.00% | <div style="width: 0.00%;"><div style="width: 0.00%;"></div></div> | 0 | 0 | 0 |
| Write-In: Carrie Evelyn Menger | 0 | 0.00% | <div style="width: 0.00%;"><div style="width: 0.00%;"></div></div> | 0 | 0 | 0 |
| Write-In: Uncertified | 0 | 0.00% | <div style="width: 0.00%;"><div style="width: 0.00%;"></div></div> | 0 | 0 | 0 |
| Not Assigned | 0 | 0.00% | <div style="width: 0.00%;"><div style="width: 0.00%;"></div></div> | 0 | 0 | 0 |
| Total Votes Cast | 881 | 100.00% | <div style="width: 100.00%;"><div style="width: 100.00%;"></div></div> | 25 | 615 | 241 |
| Overvotes | 1 | | | 1 | 0 | 0 |
| Undervotes | 15 | | | 1 | 7 | 7 |

Commissioner of Agriculture

Vote For 1






| | TOTAL | VOTE % | | Absentee | Early Voting | Election Day |
|------------------|-------|---------|------------------------------------------------------------------------|----------|--------------|--------------|
| REP Sid Miller | 640 | 72.73% | <div style="width: 72.73%;"><div style="width: 72.73%;"></div></div> | 10 | 452 | 178 |
| DEM Susan Hays | 240 | 27.27% | <div style="width: 27.27%;"><div style="width: 27.27%;"></div></div> | 16 | 161 | 63 |
| Total Votes Cast | 880 | 100.00% | <div style="width: 100.00%;"><div style="width: 100.00%;"></div></div> | 26 | 613 | 241 |
| Overvotes | 0 | | | 0 | 0 | 0 |
| Undervotes | 17 | | | 1 | 9 | 7 |

November 8, 2022

Smith County





Precinct 0014**Railroad Commissioner**

Vote For 1

| | TOTAL | VOTE % | | Absentee | Early Voting | Election Day |
|-----------------------|-------|---------|-----------------------------------------------------------------------------------|----------|--------------|--------------|
| REP Wayne Christian | 633 | 71.53% |  | 10 | 448 | 175 |
| DEM Luke Warford | 229 | 25.88% |  | 16 | 154 | 59 |
| LIB Jaime Andres Diez | 19 | 2.15% |  | 0 | 9 | 10 |
| GRN Hunter Wayne Crow | 4 | 0.45% |  | 0 | 3 | 1 |
| Total Votes Cast | 885 | 100.00% |  | 26 | 614 | 245 |
| Overvotes | 0 | | | 0 | 0 | 0 |
| Undervotes | 12 | | | 1 | 8 | 3 |




Justice, Supreme Ct. PI. 3

Vote For 1

| | TOTAL | VOTE % | | Absentee | Early Voting | Election Day |
|--------------------------|-------|---------|-----------------------------------------------------------------------------------|----------|--------------|--------------|
| REP Debra Lehrmann | 635 | 72.08% |  | 10 | 445 | 180 |
| DEM Erin A. Nowell | 235 | 26.67% |  | 16 | 159 | 60 |
| LIB Thomas Edward Oxford | 11 | 1.25% |  | 0 | 7 | 4 |
| Total Votes Cast | 881 | 100.00% |  | 26 | 611 | 244 |
| Overvotes | 0 | | | 0 | 0 | 0 |
| Undervotes | 16 | | | 1 | 11 | 4 |




Justice, Supreme Ct. PI. 5

Vote For 1

| | TOTAL | VOTE % | | Absentee | Early Voting | Election Day |
|--------------------|-------|---------|-------------------------------------------------------------------------------------|----------|--------------|--------------|
| REP Rebeca Huddle | 649 | 73.75% |  | 10 | 456 | 183 |
| DEM Amanda Reichek | 231 | 26.25% |  | 16 | 154 | 61 |
| Total Votes Cast | 880 | 100.00% |  | 26 | 610 | 244 |
| Overvotes | 0 | | | 0 | 0 | 0 |
| Undervotes | 17 | | | 1 | 12 | 4 |

Justice, Supreme Ct. PI. 9

Vote For 1

| | TOTAL | VOTE % | | Absentee | Early Voting | Election Day |
|---------------------|-------|---------|-------------------------------------------------------------------------------------|----------|--------------|--------------|
| REP Evan Young | 642 | 72.87% |  | 10 | 452 | 180 |
| DEM Julia Maldonado | 239 | 27.13% |  | 16 | 159 | 64 |
| Total Votes Cast | 881 | 100.00% |  | 26 | 611 | 244 |
| Overvotes | 0 | | | 0 | 0 | 0 |
| Undervotes | 16 | | | 1 | 11 | 4 |

November 8, 2022

Smith County

Precinct 0014**Judge, Ct of Crim. Appeals, PI 5**

Vote For 1

| | TOTAL | VOTE % | | Absentee | Early Voting | Election Day |
|------------------|-------|---------|------------------------------------------------------------------------|----------|--------------|--------------|
| REP Scott Walker | 644 | 73.18% | <div style="width: 73.18%;"><div style="width: 73.18%;"></div></div> | 10 | 453 | 181 |
| DEM Dana Huffman | 236 | 26.82% | <div style="width: 26.82%;"><div style="width: 26.82%;"></div></div> | 16 | 158 | 62 |
| Total Votes Cast | 880 | 100.00% | <div style="width: 100.00%;"><div style="width: 100.00%;"></div></div> | 26 | 611 | 243 |
| Overvotes | 0 | | | 0 | 0 | 0 |
| Undervotes | 17 | | | 1 | 11 | 5 |

Judge, Ct of Crim. Appeals, PI 6

Vote For 1

| | TOTAL | VOTE % | | Absentee | Early Voting | Election Day |
|---------------------------|-------|---------|------------------------------------------------------------------------|----------|--------------|--------------|
| REP Jesse F. McClure, III | 651 | 73.98% | <div style="width: 73.98%;"><div style="width: 73.98%;"></div></div> | 10 | 460 | 181 |
| DEM Robert Johnson | 229 | 26.02% | <div style="width: 26.02%;"><div style="width: 26.02%;"></div></div> | 16 | 152 | 61 |
| Total Votes Cast | 880 | 100.00% | <div style="width: 100.00%;"><div style="width: 100.00%;"></div></div> | 26 | 612 | 242 |
| Overvotes | 0 | | | 0 | 0 | 0 |
| Undervotes | 17 | | | 1 | 10 | 6 |

Smith Prop A

Vote For 1

| | TOTAL | VOTE % | | Absentee | Early Voting | Election Day |
|------------------|-------|---------|------------------------------------------------------------------------|----------|--------------|--------------|
| FOR | 385 | 44.10% | <div style="width: 44.10%;"><div style="width: 44.10%;"></div></div> | 11 | 268 | 106 |
| AGAINST | 488 | 55.90% | <div style="width: 55.90%;"><div style="width: 55.90%;"></div></div> | 12 | 337 | 139 |
| Total Votes Cast | 873 | 100.00% | <div style="width: 100.00%;"><div style="width: 100.00%;"></div></div> | 23 | 605 | 245 |
| Overvotes | 0 | | | 0 | 0 | 0 |
| Undervotes | 24 | | | 4 | 17 | 3 |

WISD Prop A

Vote For 1

| | TOTAL | VOTE % | | Absentee | Early Voting | Election Day |
|------------------|-------|--------|--|----------|--------------|--------------|
| FOR | 0 | | | 0 | 0 | 0 |
| AGAINST | 0 | | | 0 | 0 | 0 |
| Total Votes Cast | 0 | | | 0 | 0 | 0 |
| Overvotes | 0 | | | 0 | 0 | 0 |
| Undervotes | 0 | | | 0 | 0 | 0 |

WISD Prop B

Vote For 1

| | TOTAL | VOTE % | | Absentee | Early Voting | Election Day |
|------------------|-------|--------|--|----------|--------------|--------------|
| FOR | 0 | | | 0 | 0 | 0 |
| AGAINST | 0 | | | 0 | 0 | 0 |
| Total Votes Cast | 0 | | | 0 | 0 | 0 |
| Overvotes | 0 | | | 0 | 0 | 0 |
| Undervotes | 0 | | | 0 | 0 | 0 |

November 8, 2022

Smith County

Precinct 0014

WISD Prop C

Vote For 1

| | TOTAL | VOTE % | Absentee | Early Voting | Election Day |
|------------------|-------|--------|----------|--------------|--------------|
| FOR | 0 | | 0 | 0 | 0 |
| AGAINST | 0 | | 0 | 0 | 0 |
| Total Votes Cast | 0 | | 0 | 0 | 0 |
| Overvotes | 0 | | 0 | 0 | 0 |
| Undervotes | 0 | | 0 | 0 | 0 |

November 8, 2022

Smith County

Precinct 0015**Statistics**

| | TOTAL | Absentee | Early Voting | Election Day |
|---------------------------|--------|----------|--------------|--------------|
| Registered Voters - Total | 3,638 | | | |
| Ballots Cast - Total | 2,473 | 89 | 1,597 | 787 |
| Ballots Cast - Blank | 0 | 0 | 0 | 0 |
| Voter Turnout - Total | 67.98% | | | |

US Representative, Dist 1

Vote For 1

| | TOTAL | VOTE % | Absentee | Early Voting | Election Day |
|-------------------------|-------|---------|----------|--------------|--------------|
| REP Nathaniel Moran | 2,163 | 88.25% | 63 | 1,399 | 701 |
| DEM Jrmr (JJ) Jefferson | 288 | 11.75% | 21 | 188 | 79 |
| Total Votes Cast | 2,451 | 100.00% | 84 | 1,587 | 780 |
| Overvotes | 0 | | 0 | 0 | 0 |
| Undervotes | 22 | | 5 | 10 | 7 |

Governor

Vote For 1

| | TOTAL | VOTE % | Absentee | Early Voting | Election Day |
|--------------------------------|-------|---------|----------|--------------|--------------|
| REP Greg Abbott | 2,144 | 86.80% | 66 | 1,381 | 697 |
| DEM Beto O'Rourke | 309 | 12.51% | 22 | 207 | 80 |
| LIB Mark Tippetts | 17 | 0.69% | 1 | 6 | 10 |
| GRN Delilah Barrios | 0 | 0.00% | 0 | 0 | 0 |
| Write-In Totals | 0 | 0.00% | 0 | 0 | 0 |
| Write-In: Jacqueline Abernathy | 0 | 0.00% | 0 | 0 | 0 |
| Write-In: Mark V Goloby | 0 | 0.00% | 0 | 0 | 0 |
| Write-In: Uncertified | 0 | 0.00% | 0 | 0 | 0 |
| Not Assigned | 0 | 0.00% | 0 | 0 | 0 |
| Total Votes Cast | 2,470 | 100.00% | 89 | 1,594 | 787 |
| Overvotes | 0 | | 0 | 0 | 0 |
| Undervotes | 3 | | 0 | 3 | 0 |

Lieutenant Governor

Vote For 1

| | TOTAL | VOTE % | Absentee | Early Voting | Election Day |
|-------------------|-------|---------|----------|--------------|--------------|
| REP Dan Patrick | 2,084 | 84.92% | 65 | 1,338 | 681 |
| DEM Mike Collier | 326 | 13.28% | 21 | 224 | 81 |
| LIB Shanna Steele | 44 | 1.79% | 1 | 24 | 19 |
| Total Votes Cast | 2,454 | 100.00% | 87 | 1,586 | 781 |
| Overvotes | 0 | | 0 | 0 | 0 |
| Undervotes | 19 | | 2 | 11 | 6 |

November 8, 2022

Smith County

Precinct 0015**Attorney General**

Vote For 1

| | TOTAL | VOTE % | | Absentee | Early Voting | Election Day |
|-----------------------------|-------|---------|------------------------------------------------------------------------|----------|--------------|--------------|
| REP Ken Paxton | 2,091 | 85.07% | <div style="width: 85.07%;"><div style="width: 85.07%;"></div></div> | 66 | 1,347 | 678 |
| DEM Rochelle Mercedes Garza | 316 | 12.86% | <div style="width: 12.86%;"><div style="width: 12.86%;"></div></div> | 22 | 217 | 77 |
| LIB Mark Ash | 51 | 2.07% | <div style="width: 2.07%;"><div style="width: 2.07%;"></div></div> | 1 | 25 | 25 |
| Total Votes Cast | 2,458 | 100.00% | <div style="width: 100.00%;"><div style="width: 100.00%;"></div></div> | 89 | 1,589 | 780 |
| Overvotes | 0 | | | 0 | 0 | 0 |
| Undervotes | 15 | | | 0 | 8 | 7 |

Comptroller of Public Accounts

Vote For 1

| | TOTAL | VOTE % | | Absentee | Early Voting | Election Day |
|--------------------------------|-------|---------|------------------------------------------------------------------------|----------|--------------|--------------|
| REP Glenn Hegar | 2,143 | 87.54% | <div style="width: 87.54%;"><div style="width: 87.54%;"></div></div> | 69 | 1,380 | 694 |
| DEM Janet T. Dudding | 278 | 11.36% | <div style="width: 11.36%;"><div style="width: 11.36%;"></div></div> | 16 | 191 | 71 |
| LIB V. Alonzo Echevarria-Garza | 27 | 1.10% | <div style="width: 1.10%;"><div style="width: 1.10%;"></div></div> | 0 | 11 | 16 |
| Total Votes Cast | 2,448 | 100.00% | <div style="width: 100.00%;"><div style="width: 100.00%;"></div></div> | 85 | 1,582 | 781 |
| Overvotes | 0 | | | 0 | 0 | 0 |
| Undervotes | 25 | | | 4 | 15 | 6 |

Comm. General Land Office

Vote For 1

| | TOTAL | VOTE % | | Absentee | Early Voting | Election Day |
|--------------------------------|-------|---------|------------------------------------------------------------------------|----------|--------------|--------------|
| REP Dawn Buckingham | 2,108 | 86.36% | <div style="width: 86.36%;"><div style="width: 86.36%;"></div></div> | 66 | 1,360 | 682 |
| DEM Jay Kleberg | 317 | 12.99% | <div style="width: 12.99%;"><div style="width: 12.99%;"></div></div> | 18 | 212 | 87 |
| GRN Alfred Molison, Jr. | 16 | 0.66% | <div style="width: 0.66%;"><div style="width: 0.66%;"></div></div> | 0 | 6 | 10 |
| Write-In Totals | 0 | 0.00% | <div style="width: 0.00%;"><div style="width: 0.00%;"></div></div> | 0 | 0 | 0 |
| Write-In: Carrie Evelyn Menger | 0 | 0.00% | <div style="width: 0.00%;"><div style="width: 0.00%;"></div></div> | 0 | 0 | 0 |
| Write-In: Uncertified | 0 | 0.00% | <div style="width: 0.00%;"><div style="width: 0.00%;"></div></div> | 0 | 0 | 0 |
| Not Assigned | 0 | 0.00% | <div style="width: 0.00%;"><div style="width: 0.00%;"></div></div> | 0 | 0 | 0 |
| Total Votes Cast | 2,441 | 100.00% | <div style="width: 100.00%;"><div style="width: 100.00%;"></div></div> | 84 | 1,578 | 779 |
| Overvotes | 0 | | | 0 | 0 | 0 |
| Undervotes | 32 | | | 5 | 19 | 8 |

Commissioner of Agriculture

Vote For 1

| | TOTAL | VOTE % | | Absentee | Early Voting | Election Day |
|------------------|-------|---------|------------------------------------------------------------------------|----------|--------------|--------------|
| REP Sid Miller | 2,119 | 87.06% | <div style="width: 87.06%;"><div style="width: 87.06%;"></div></div> | 65 | 1,366 | 688 |
| DEM Susan Hays | 315 | 12.94% | <div style="width: 12.94%;"><div style="width: 12.94%;"></div></div> | 20 | 207 | 88 |
| Total Votes Cast | 2,434 | 100.00% | <div style="width: 100.00%;"><div style="width: 100.00%;"></div></div> | 85 | 1,573 | 776 |
| Overvotes | 0 | | | 0 | 0 | 0 |
| Undervotes | 39 | | | 4 | 24 | 11 |

November 8, 2022

Smith County

Precinct 0015**Railroad Commissioner**

Vote For 1

| | TOTAL | VOTE % | | Absentee | Early Voting | Election Day |
|-----------------------|-------|---------|--|----------|--------------|--------------|
| REP Wayne Christian | 2,099 | 86.10% | | 65 | 1,354 | 680 |
| DEM Luke Warford | 304 | 12.47% | | 21 | 204 | 79 |
| LIB Jaime Andres Diez | 28 | 1.15% | | 1 | 11 | 16 |
| GRN Hunter Wayne Crow | 7 | 0.29% | | 0 | 4 | 3 |
| Total Votes Cast | 2,438 | 100.00% | | 87 | 1,573 | 778 |
| Overvotes | 0 | | | 0 | 0 | 0 |
| Undervotes | 35 | | | 2 | 24 | 9 |

Justice, Supreme Ct. PI. 3

Vote For 1

| | TOTAL | VOTE % | | Absentee | Early Voting | Election Day |
|--------------------------|-------|---------|--|----------|--------------|--------------|
| REP Debra Lehrmann | 2,128 | 87.21% | | 70 | 1,372 | 686 |
| DEM Erin A. Nowell | 280 | 11.48% | | 15 | 192 | 73 |
| LIB Thomas Edward Oxford | 32 | 1.31% | | 1 | 12 | 19 |
| Total Votes Cast | 2,440 | 100.00% | | 86 | 1,576 | 778 |
| Overvotes | 0 | | | 0 | 0 | 0 |
| Undervotes | 33 | | | 3 | 21 | 9 |

Justice, Supreme Ct. PI. 5

Vote For 1

| | TOTAL | VOTE % | | Absentee | Early Voting | Election Day |
|--------------------|-------|---------|--|----------|--------------|--------------|
| REP Rebeca Huddle | 2,144 | 87.90% | | 68 | 1,382 | 694 |
| DEM Amanda Reichel | 295 | 12.10% | | 18 | 193 | 84 |
| Total Votes Cast | 2,439 | 100.00% | | 86 | 1,575 | 778 |
| Overvotes | 0 | | | 0 | 0 | 0 |
| Undervotes | 34 | | | 3 | 22 | 9 |

Justice, Supreme Ct. PI. 9

Vote For 1

| | TOTAL | VOTE % | | Absentee | Early Voting | Election Day |
|---------------------|-------|---------|--|----------|--------------|--------------|
| REP Evan Young | 2,126 | 87.42% | | 65 | 1,368 | 693 |
| DEM Julia Maldonado | 306 | 12.58% | | 19 | 203 | 84 |
| Total Votes Cast | 2,432 | 100.00% | | 84 | 1,571 | 777 |
| Overvotes | 0 | | | 0 | 0 | 0 |
| Undervotes | 41 | | | 5 | 26 | 10 |

November 8, 2022

Smith County

Precinct 0015

Judge, Ct of Crim. Appeals, PI 5

Vote For 1

| | TOTAL | VOTE % | | Absentee | Early Voting | Election Day |
|------------------|-------|---------|--|----------|--------------|--------------|
| REP Scott Walker | 2,118 | 87.20% | | 63 | 1,364 | 691 |
| DEM Dana Huffman | 311 | 12.80% | | 20 | 207 | 84 |
| Total Votes Cast | 2,429 | 100.00% | | 83 | 1,571 | 775 |
| Overvotes | 0 | | | 0 | 0 | 0 |
| Undervotes | 44 | | | 6 | 26 | 12 |

Judge, Ct of Crim. Appeals, PI 6

Vote For 1

| | TOTAL | VOTE % | | Absentee | Early Voting | Election Day |
|---------------------------|-------|---------|--|----------|--------------|--------------|
| REP Jesse F. McClure, III | 2,129 | 87.65% | | 67 | 1,368 | 694 |
| DEM Robert Johnson | 300 | 12.35% | | 17 | 202 | 81 |
| Total Votes Cast | 2,429 | 100.00% | | 84 | 1,570 | 775 |
| Overvotes | 0 | | | 0 | 0 | 0 |
| Undervotes | 44 | | | 5 | 27 | 12 |

Smith Prop A

Vote For 1

| | TOTAL | VOTE % | | Absentee | Early Voting | Election Day |
|------------------|-------|---------|--|----------|--------------|--------------|
| FOR | 1,379 | 57.39% | | 42 | 932 | 405 |
| AGAINST | 1,024 | 42.61% | | 34 | 632 | 358 |
| Total Votes Cast | 2,403 | 100.00% | | 76 | 1,564 | 763 |
| Overvotes | 0 | | | 0 | 0 | 0 |
| Undervotes | 70 | | | 13 | 33 | 24 |

November 8, 2022

Smith County

Precinct 0016

Statistics

| | TOTAL | Absentee | Early Voting | Election Day |
|---------------------------|--------|----------|--------------|--------------|
| Registered Voters - Total | 1,253 | | | |
| Ballots Cast - Total | 463 | 34 | 320 | 109 |
| Ballots Cast - Blank | 1 | 0 | 0 | 1 |
| Voter Turnout - Total | 36.95% | | | |

US Representative, Dist 1

Vote For 1

| | TOTAL | VOTE % | Absentee | Early Voting | Election Day |
|--------------------------|-------|---------|----------|--------------|--------------|
| REP Nathaniel Moran | 71 | 15.60% | 2 | 45 | 24 |
| DEM Jrmar (JJ) Jefferson | 384 | 84.40% | 32 | 270 | 82 |
| Total Votes Cast | 455 | 100.00% | 34 | 315 | 106 |
| Overvotes | 0 | | 0 | 0 | 0 |
| Undervotes | 8 | | 0 | 5 | 3 |

Governor

Vote For 1

| | TOTAL | VOTE % | Absentee | Early Voting | Election Day |
|--------------------------------|-------|---------|----------|--------------|--------------|
| REP Greg Abbott | 69 | 15.03% | 3 | 44 | 22 |
| DEM Beto O'Rourke | 384 | 83.66% | 31 | 270 | 83 |
| LIB Mark Tippetts | 2 | 0.44% | 0 | 2 | 0 |
| GRN Delilah Barrios | 3 | 0.65% | 0 | 2 | 1 |
| Write-In Totals | 1 | 0.22% | 0 | 0 | 1 |
| Write-In: Jacqueline Abernathy | 1 | 0.22% | 0 | 0 | 1 |
| Write-In: Mark V Goloby | 0 | 0.00% | 0 | 0 | 0 |
| Write-In: Uncertified | 0 | 0.00% | 0 | 0 | 0 |
| Not Assigned | 0 | 0.00% | 0 | 0 | 0 |
| Total Votes Cast | 459 | 100.00% | 34 | 318 | 107 |
| Overvotes | 0 | | 0 | 0 | 0 |
| Undervotes | 4 | | 0 | 2 | 2 |

Lieutenant Governor

Vote For 1

| | TOTAL | VOTE % | Absentee | Early Voting | Election Day |
|-------------------|-------|---------|----------|--------------|--------------|
| REP Dan Patrick | 69 | 15.23% | 2 | 45 | 22 |
| DEM Mike Collier | 368 | 81.24% | 31 | 261 | 76 |
| LIB Shanna Steele | 16 | 3.53% | 0 | 10 | 6 |
| Total Votes Cast | 453 | 100.00% | 33 | 316 | 104 |
| Overvotes | 0 | | 0 | 0 | 0 |
| Undervotes | 10 | | 1 | 4 | 5 |

November 8, 2022

Smith County

Precinct 0016**Attorney General**

Vote For 1

| | TOTAL | VOTE % | Absentee | Early Voting | Election Day |
|-----------------------------|-------|---------|----------|--------------|--------------|
| REP Ken Paxton | 71 | 15.60% | 3 | 43 | 25 |
| DEM Rochelle Mercedes Garza | 373 | 81.98% | 30 | 266 | 77 |
| LIB Mark Ash | 11 | 2.42% | 1 | 7 | 3 |
| Total Votes Cast | 455 | 100.00% | 34 | 316 | 105 |
| Overvotes | 0 | | 0 | 0 | 0 |
| Undervotes | 8 | | 0 | 4 | 4 |

Comptroller of Public Accounts

Vote For 1

| | TOTAL | VOTE % | Absentee | Early Voting | Election Day |
|--------------------------------|-------|---------|----------|--------------|--------------|
| REP Glenn Hegar | 61 | 13.41% | 2 | 38 | 21 |
| DEM Janet T. Dudding | 374 | 82.20% | 30 | 270 | 74 |
| LIB V. Alonzo Echevarria-Garza | 20 | 4.40% | 1 | 9 | 10 |
| Total Votes Cast | 455 | 100.00% | 33 | 317 | 105 |
| Overvotes | 0 | | 0 | 0 | 0 |
| Undervotes | 8 | | 1 | 3 | 4 |

Comm. General Land Office

Vote For 1

| | TOTAL | VOTE % | Absentee | Early Voting | Election Day |
|--------------------------------|-------|---------|----------|--------------|--------------|
| REP Dawn Buckingham | 67 | 14.79% | 2 | 41 | 24 |
| DEM Jay Kleberg | 379 | 83.66% | 31 | 269 | 79 |
| GRN Alfred Molison, Jr. | 7 | 1.55% | 0 | 5 | 2 |
| Write-In Totals | 0 | 0.00% | 0 | 0 | 0 |
| Write-In: Carrie Evelyn Menger | 0 | 0.00% | 0 | 0 | 0 |
| Write-In: Uncertified | 0 | 0.00% | 0 | 0 | 0 |
| Not Assigned | 0 | 0.00% | 0 | 0 | 0 |
| Total Votes Cast | 453 | 100.00% | 33 | 315 | 105 |
| Overvotes | 0 | | 0 | 0 | 0 |
| Undervotes | 10 | | 1 | 5 | 4 |

Commissioner of Agriculture

Vote For 1

| | TOTAL | VOTE % | Absentee | Early Voting | Election Day |
|------------------|-------|---------|----------|--------------|--------------|
| REP Sid Miller | 67 | 14.96% | 2 | 42 | 23 |
| DEM Susan Hays | 381 | 85.04% | 29 | 273 | 79 |
| Total Votes Cast | 448 | 100.00% | 31 | 315 | 102 |
| Overvotes | 0 | | 0 | 0 | 0 |
| Undervotes | 15 | | 3 | 5 | 7 |

November 8, 2022

Smith County

Precinct 0016

Railroad Commissioner

Vote For 1

| | TOTAL | VOTE % | Absentee | Early Voting | Election Day |
|-------------------------|------------|----------------|-----------|--------------|--------------|
| REP Wayne Christian | 59 | 13.08% | 2 | 38 | 19 |
| DEM Luke Warford | 373 | 82.71% | 30 | 265 | 78 |
| LIB Jaime Andres Diez | 13 | 2.88% | 0 | 8 | 5 |
| GRN Hunter Wayne Crow | 6 | 1.33% | 0 | 6 | 0 |
| Total Votes Cast | 451 | 100.00% | 32 | 317 | 102 |
| Overvotes | 0 | | 0 | 0 | 0 |
| Undervotes | 12 | | 2 | 3 | 7 |

Justice, Supreme Ct. PI. 3

Vote For 1

| | TOTAL | VOTE % | Absentee | Early Voting | Election Day |
|--------------------------|------------|----------------|-----------|--------------|--------------|
| REP Debra Lehrmann | 69 | 15.23% | 3 | 42 | 24 |
| DEM Erin A. Nowell | 378 | 83.44% | 31 | 269 | 78 |
| LIB Thomas Edward Oxford | 6 | 1.32% | 0 | 5 | 1 |
| Total Votes Cast | 453 | 100.00% | 34 | 316 | 103 |
| Overvotes | 0 | | 0 | 0 | 0 |
| Undervotes | 10 | | 0 | 4 | 6 |

Justice, Supreme Ct. PI. 5

Vote For 1

| | TOTAL | VOTE % | Absentee | Early Voting | Election Day |
|-------------------------|------------|----------------|-----------|--------------|--------------|
| REP Rebeca Huddle | 68 | 15.08% | 2 | 41 | 25 |
| DEM Amanda Reichek | 383 | 84.92% | 30 | 276 | 77 |
| Total Votes Cast | 451 | 100.00% | 32 | 317 | 102 |
| Overvotes | 0 | | 0 | 0 | 0 |
| Undervotes | 12 | | 2 | 3 | 7 |

Justice, Supreme Ct. PI. 9

Vote For 1

| | TOTAL | VOTE % | Absentee | Early Voting | Election Day |
|-------------------------|------------|----------------|-----------|--------------|--------------|
| REP Evan Young | 68 | 15.11% | 4 | 43 | 21 |
| DEM Julia Maldonado | 382 | 84.89% | 29 | 273 | 80 |
| Total Votes Cast | 450 | 100.00% | 33 | 316 | 101 |
| Overvotes | 0 | | 0 | 0 | 0 |
| Undervotes | 13 | | 1 | 4 | 8 |

November 8, 2022

Smith County

Precinct 0016**Judge, Ct of Crim. Appeals, PI 5**

Vote For 1

| | TOTAL | VOTE % | | Absentee | Early Voting | Election Day |
|------------------|-------|---------|--|----------|--------------|--------------|
| REP Scott Walker | 67 | 14.96% | | 2 | 43 | 22 |
| DEM Dana Huffman | 381 | 85.04% | | 30 | 271 | 80 |
| Total Votes Cast | 448 | 100.00% | | 32 | 314 | 102 |
| Overvotes | 0 | | | 0 | 0 | 0 |
| Undervotes | 15 | | | 2 | 6 | 7 |

Judge, Ct of Crim. Appeals, PI 6

Vote For 1

| | TOTAL | VOTE % | | Absentee | Early Voting | Election Day |
|---------------------------|-------|---------|--|----------|--------------|--------------|
| REP Jesse F. McClure, III | 64 | 14.22% | | 2 | 40 | 22 |
| DEM Robert Johnson | 386 | 85.78% | | 31 | 275 | 80 |
| Total Votes Cast | 450 | 100.00% | | 33 | 315 | 102 |
| Overvotes | 0 | | | 0 | 0 | 0 |
| Undervotes | 13 | | | 1 | 5 | 7 |

State Representative, District 6

Vote For 1

| | TOTAL | VOTE % | | Absentee | Early Voting | Election Day |
|-------------------|-------|---------|--|----------|--------------|--------------|
| REP Matt Schaefer | 72 | 16.00% | | 2 | 45 | 25 |
| DEM Cody J. Grace | 378 | 84.00% | | 29 | 272 | 77 |
| Total Votes Cast | 450 | 100.00% | | 31 | 317 | 102 |
| Overvotes | 0 | | | 0 | 0 | 0 |
| Undervotes | 13 | | | 3 | 3 | 7 |

Smith Prop A

Vote For 1

| | TOTAL | VOTE % | | Absentee | Early Voting | Election Day |
|------------------|-------|---------|--|----------|--------------|--------------|
| FOR | 194 | 42.92% | | 20 | 145 | 29 |
| AGAINST | 258 | 57.08% | | 12 | 168 | 78 |
| Total Votes Cast | 452 | 100.00% | | 32 | 313 | 107 |
| Overvotes | 0 | | | 0 | 0 | 0 |
| Undervotes | 11 | | | 2 | 7 | 2 |

November 8, 2022

Smith County

Precinct 0017**Statistics**

| | TOTAL | Absentee | Early Voting | Election Day |
|---------------------------|--------|----------|--------------|--------------|
| Registered Voters - Total | 1,543 | | | |
| Ballots Cast - Total | 804 | 29 | 533 | 242 |
| Ballots Cast - Blank | 0 | 0 | 0 | 0 |
| Voter Turnout - Total | 52.11% | | | |

US Representative, Dist 1

Vote For 1

| | TOTAL | VOTE % | Absentee | Early Voting | Election Day |
|--------------------------|-------|---------|----------|--------------|--------------|
| REP Nathaniel Moran | 721 | 90.69% | 21 | 479 | 221 |
| DEM Jrmar (JJ) Jefferson | 74 | 9.31% | 8 | 47 | 19 |
| Total Votes Cast | 795 | 100.00% | 29 | 526 | 240 |
| Overvotes | 0 | | 0 | 0 | 0 |
| Undervotes | 9 | | 0 | 7 | 2 |

Governor

Vote For 1

| | TOTAL | VOTE % | Absentee | Early Voting | Election Day |
|--------------------------------|-------|---------|----------|--------------|--------------|
| REP Greg Abbott | 721 | 89.79% | 20 | 483 | 218 |
| DEM Beto O'Rourke | 71 | 8.84% | 7 | 46 | 18 |
| LIB Mark Tippetts | 8 | 1.00% | 2 | 2 | 4 |
| GRN Delilah Barrios | 2 | 0.25% | 0 | 1 | 1 |
| Write-In Totals | 1 | 0.12% | 0 | 0 | 1 |
| Write-In: Uncertified | 1 | 0.12% | 0 | 0 | 1 |
| Write-In: Jacqueline Abernathy | 0 | 0.00% | 0 | 0 | 0 |
| Write-In: Mark V Goloby | 0 | 0.00% | 0 | 0 | 0 |
| Not Assigned | 0 | 0.00% | 0 | 0 | 0 |
| Total Votes Cast | 803 | 100.00% | 29 | 532 | 242 |
| Overvotes | 0 | | 0 | 0 | 0 |
| Undervotes | 1 | | 0 | 1 | 0 |

Lieutenant Governor

Vote For 1

| | TOTAL | VOTE % | Absentee | Early Voting | Election Day |
|-------------------|-------|---------|----------|--------------|--------------|
| REP Dan Patrick | 707 | 88.60% | 20 | 473 | 214 |
| DEM Mike Collier | 73 | 9.15% | 6 | 49 | 18 |
| LIB Shanna Steele | 18 | 2.26% | 3 | 7 | 8 |
| Total Votes Cast | 798 | 100.00% | 29 | 529 | 240 |
| Overvotes | 0 | | 0 | 0 | 0 |
| Undervotes | 6 | | 0 | 4 | 2 |

November 8, 2022

Smith County

Precinct 0017**Attorney General**

Vote For 1

| | TOTAL | VOTE % | | Absentee | Early Voting | Election Day |
|-----------------------------|-------|---------|------------------------------------------------------------------------|----------|--------------|--------------|
| REP Ken Paxton | 702 | 87.64% | <div style="width: 87.64%;"><div style="width: 87.64%;"></div></div> | 20 | 473 | 209 |
| DEM Rochelle Mercedes Garza | 76 | 9.49% | <div style="width: 9.49%;"><div style="width: 9.49%;"></div></div> | 8 | 47 | 21 |
| LIB Mark Ash | 23 | 2.87% | <div style="width: 2.87%;"><div style="width: 2.87%;"></div></div> | 1 | 12 | 10 |
| Total Votes Cast | 801 | 100.00% | <div style="width: 100.00%;"><div style="width: 100.00%;"></div></div> | 29 | 532 | 240 |
| Overvotes | 0 | | | 0 | 0 | 0 |
| Undervotes | 3 | | | 0 | 1 | 2 |

Comptroller of Public Accounts

Vote For 1

| | TOTAL | VOTE % | | Absentee | Early Voting | Election Day |
|--------------------------------|-------|---------|------------------------------------------------------------------------|----------|--------------|--------------|
| REP Glenn Hegar | 713 | 89.35% | <div style="width: 89.35%;"><div style="width: 89.35%;"></div></div> | 20 | 481 | 212 |
| DEM Janet T. Dudding | 68 | 8.52% | <div style="width: 8.52%;"><div style="width: 8.52%;"></div></div> | 7 | 40 | 21 |
| LIB V. Alonzo Echevarria-Garza | 17 | 2.13% | <div style="width: 2.13%;"><div style="width: 2.13%;"></div></div> | 2 | 8 | 7 |
| Total Votes Cast | 798 | 100.00% | <div style="width: 100.00%;"><div style="width: 100.00%;"></div></div> | 29 | 529 | 240 |
| Overvotes | 0 | | | 0 | 0 | 0 |
| Undervotes | 6 | | | 0 | 4 | 2 |

Comm. General Land Office

Vote For 1

| | TOTAL | VOTE % | | Absentee | Early Voting | Election Day |
|--------------------------------|-------|---------|------------------------------------------------------------------------|----------|--------------|--------------|
| REP Dawn Buckingham | 707 | 88.82% | <div style="width: 88.82%;"><div style="width: 88.82%;"></div></div> | 19 | 475 | 213 |
| DEM Jay Kleberg | 80 | 10.05% | <div style="width: 10.05%;"><div style="width: 10.05%;"></div></div> | 8 | 50 | 22 |
| GRN Alfred Molison, Jr. | 7 | 0.88% | <div style="width: 0.88%;"><div style="width: 0.88%;"></div></div> | 0 | 3 | 4 |
| Write-In Totals | 2 | 0.25% | <div style="width: 0.25%;"><div style="width: 0.25%;"></div></div> | 1 | 0 | 1 |
| Write-In: Carrie Evelyn Menger | 1 | 0.13% | <div style="width: 0.13%;"><div style="width: 0.13%;"></div></div> | 1 | 0 | 0 |
| Write-In: Uncertified | 1 | 0.13% | <div style="width: 0.13%;"><div style="width: 0.13%;"></div></div> | 0 | 0 | 1 |
| Not Assigned | 0 | 0.00% | <div style="width: 0.00%;"><div style="width: 0.00%;"></div></div> | 0 | 0 | 0 |
| Total Votes Cast | 796 | 100.00% | <div style="width: 100.00%;"><div style="width: 100.00%;"></div></div> | 28 | 528 | 240 |
| Overvotes | 0 | | | 0 | 0 | 0 |
| Undervotes | 8 | | | 1 | 5 | 2 |

Commissioner of Agriculture

Vote For 1






| | TOTAL | VOTE % | | Absentee | Early Voting | Election Day |
|------------------|-------|---------|------------------------------------------------------------------------|----------|--------------|--------------|
| REP Sid Miller | 717 | 90.19% | <div style="width: 90.19%;"><div style="width: 90.19%;"></div></div> | 21 | 480 | 216 |
| DEM Susan Hays | 78 | 9.81% | <div style="width: 9.81%;"><div style="width: 9.81%;"></div></div> | 8 | 49 | 21 |
| Total Votes Cast | 795 | 100.00% | <div style="width: 100.00%;"><div style="width: 100.00%;"></div></div> | 29 | 529 | 237 |
| Overvotes | 0 | | | 0 | 0 | 0 |
| Undervotes | 9 | | | 0 | 4 | 5 |

November 8, 2022

Smith County





Precinct 0017**Railroad Commissioner**

Vote For 1

| | TOTAL | VOTE % | | Absentee | Early Voting | Election Day |
|-----------------------|-------|---------|-----------------------------------------------------------------------------------|----------|--------------|--------------|
| REP Wayne Christian | 709 | 88.96% |  | 20 | 478 | 211 |
| DEM Luke Warford | 69 | 8.66% |  | 7 | 44 | 18 |
| LIB Jaime Andres Diez | 16 | 2.01% |  | 2 | 6 | 8 |
| GRN Hunter Wayne Crow | 3 | 0.38% |  | 0 | 1 | 2 |
| Total Votes Cast | 797 | 100.00% |  | 29 | 529 | 239 |
| Overvotes | 0 | | | 0 | 0 | 0 |
| Undervotes | 7 | | | 0 | 4 | 3 |




Justice, Supreme Ct. PI. 3

Vote For 1

| | TOTAL | VOTE % | | Absentee | Early Voting | Election Day |
|--------------------------|-------|---------|-----------------------------------------------------------------------------------|----------|--------------|--------------|
| REP Debra Lehrmann | 711 | 89.21% |  | 20 | 475 | 216 |
| DEM Erin A. Nowell | 74 | 9.28% |  | 8 | 48 | 18 |
| LIB Thomas Edward Oxford | 12 | 1.51% |  | 1 | 5 | 6 |
| Total Votes Cast | 797 | 100.00% |  | 29 | 528 | 240 |
| Overvotes | 0 | | | 0 | 0 | 0 |
| Undervotes | 7 | | | 0 | 5 | 2 |




Justice, Supreme Ct. PI. 5

Vote For 1

| | TOTAL | VOTE % | | Absentee | Early Voting | Election Day |
|--------------------|-------|---------|-------------------------------------------------------------------------------------|----------|--------------|--------------|
| REP Rebeca Huddle | 716 | 90.18% |  | 21 | 480 | 215 |
| DEM Amanda Reichel | 78 | 9.82% |  | 8 | 50 | 20 |
| Total Votes Cast | 794 | 100.00% |  | 29 | 530 | 235 |
| Overvotes | 0 | | | 0 | 0 | 0 |
| Undervotes | 10 | | | 0 | 3 | 7 |

Justice, Supreme Ct. PI. 9

Vote For 1

| | TOTAL | VOTE % | | Absentee | Early Voting | Election Day |
|---------------------|-------|---------|-------------------------------------------------------------------------------------|----------|--------------|--------------|
| REP Evan Young | 719 | 90.33% |  | 21 | 481 | 217 |
| DEM Julia Maldonado | 77 | 9.67% |  | 8 | 48 | 21 |
| Total Votes Cast | 796 | 100.00% |  | 29 | 529 | 238 |
| Overvotes | 0 | | | 0 | 0 | 0 |
| Undervotes | 8 | | | 0 | 4 | 4 |




November 8, 2022

Smith County

Precinct 0017




Judge, Ct of Crim. Appeals, PI 5

Vote For 1

| | TOTAL | VOTE % | | Absentee | Early Voting | Election Day |
|------------------|-------|---------|-----------------------------------------------------------------------------------|----------|--------------|--------------|
| REP Scott Walker | 718 | 90.31% |  | 20 | 478 | 220 |
| DEM Dana Huffman | 77 | 9.69% |  | 8 | 49 | 20 |
| Total Votes Cast | 795 | 100.00% |  | 28 | 527 | 240 |
| Overvotes | 0 | | | 0 | 0 | 0 |
| Undervotes | 9 | | | 1 | 6 | 2 |




Judge, Ct of Crim. Appeals, PI 6

Vote For 1

| | TOTAL | VOTE % | | Absentee | Early Voting | Election Day |
|---------------------------|-------|---------|-----------------------------------------------------------------------------------|----------|--------------|--------------|
| REP Jesse F. McClure, III | 716 | 90.18% |  | 21 | 478 | 217 |
| DEM Robert Johnson | 78 | 9.82% |  | 8 | 49 | 21 |
| Total Votes Cast | 794 | 100.00% |  | 29 | 527 | 238 |
| Overvotes | 0 | | | 0 | 0 | 0 |
| Undervotes | 10 | | | 0 | 6 | 4 |

Smith Prop A

Vote For 1

| | TOTAL | VOTE % | | Absentee | Early Voting | Election Day |
|------------------|-------|---------|-------------------------------------------------------------------------------------|----------|--------------|--------------|
| FOR | 348 | 44.33% |  | 18 | 245 | 85 |
| AGAINST | 437 | 55.67% |  | 9 | 276 | 152 |
| Total Votes Cast | 785 | 100.00% |  | 27 | 521 | 237 |
| Overvotes | 0 | | | 0 | 0 | 0 |
| Undervotes | 19 | | | 2 | 12 | 5 |

November 8, 2022

Smith County

Precinct 0018

Statistics

| | TOTAL | Absentee | Early Voting | Election Day |
|---------------------------|--------|----------|--------------|--------------|
| Registered Voters - Total | 2,151 | | | |
| Ballots Cast - Total | 440 | 46 | 260 | 134 |
| Ballots Cast - Blank | 0 | 0 | 0 | 0 |
| Voter Turnout - Total | 20.46% | | | |

US Representative, Dist 1

Vote For 1

| | TOTAL | VOTE % | Absentee | Early Voting | Election Day |
|--------------------------|-------|---------|----------|--------------|--------------|
| REP Nathaniel Moran | 57 | 13.32% | 8 | 24 | 25 |
| DEM Jrmar (JJ) Jefferson | 371 | 86.68% | 36 | 229 | 106 |
| Total Votes Cast | 428 | 100.00% | 44 | 253 | 131 |
| Overvotes | 0 | | 0 | 0 | 0 |
| Undervotes | 12 | | 2 | 7 | 3 |

Governor

Vote For 1

| | TOTAL | VOTE % | Absentee | Early Voting | Election Day |
|--------------------------------|-------|---------|----------|--------------|--------------|
| REP Greg Abbott | 60 | 13.76% | 11 | 22 | 27 |
| DEM Beto O'Rourke | 370 | 84.86% | 34 | 231 | 105 |
| LIB Mark Tippetts | 2 | 0.46% | 0 | 2 | 0 |
| GRN Delilah Barrios | 4 | 0.92% | 0 | 3 | 1 |
| Write-In Totals | 0 | 0.00% | 0 | 0 | 0 |
| Write-In: Jacqueline Abernathy | 0 | 0.00% | 0 | 0 | 0 |
| Write-In: Mark V Goloby | 0 | 0.00% | 0 | 0 | 0 |
| Write-In: Uncertified | 0 | 0.00% | 0 | 0 | 0 |
| Not Assigned | 0 | 0.00% | 0 | 0 | 0 |
| Total Votes Cast | 436 | 100.00% | 45 | 258 | 133 |
| Overvotes | 1 | | 1 | 0 | 0 |
| Undervotes | 3 | | 0 | 2 | 1 |

Lieutenant Governor

Vote For 1

| | TOTAL | VOTE % | Absentee | Early Voting | Election Day |
|-------------------|-------|---------|----------|--------------|--------------|
| REP Dan Patrick | 57 | 13.23% | 9 | 22 | 26 |
| DEM Mike Collier | 369 | 85.61% | 36 | 228 | 105 |
| LIB Shanna Steele | 5 | 1.16% | 0 | 4 | 1 |
| Total Votes Cast | 431 | 100.00% | 45 | 254 | 132 |
| Overvotes | 0 | | 0 | 0 | 0 |
| Undervotes | 9 | | 1 | 6 | 2 |

November 8, 2022

Smith County

Precinct 0018**Attorney General**

Vote For 1

| | TOTAL | VOTE % | Absentee | Early Voting | Election Day |
|-----------------------------|-------|---------|----------|--------------|--------------|
| REP Ken Paxton | 55 | 12.79% | 8 | 23 | 24 |
| DEM Rochelle Mercedes Garza | 363 | 84.42% | 36 | 221 | 106 |
| LIB Mark Ash | 12 | 2.79% | 0 | 10 | 2 |
| Total Votes Cast | 430 | 100.00% | 44 | 254 | 132 |
| Overvotes | 0 | | 0 | 0 | 0 |
| Undervotes | 10 | | 2 | 6 | 2 |

Comptroller of Public Accounts

Vote For 1

| | TOTAL | VOTE % | Absentee | Early Voting | Election Day |
|--------------------------------|-------|---------|----------|--------------|--------------|
| REP Glenn Hegar | 60 | 13.92% | 11 | 24 | 25 |
| DEM Janet T. Dudding | 363 | 84.22% | 34 | 225 | 104 |
| LIB V. Alonzo Echevarria-Garza | 8 | 1.86% | 0 | 6 | 2 |
| Total Votes Cast | 431 | 100.00% | 45 | 255 | 131 |
| Overvotes | 0 | | 0 | 0 | 0 |
| Undervotes | 9 | | 1 | 5 | 3 |

Comm. General Land Office

Vote For 1

| | TOTAL | VOTE % | Absentee | Early Voting | Election Day |
|--------------------------------|-------|---------|----------|--------------|--------------|
| REP Dawn Buckingham | 58 | 13.65% | 11 | 22 | 25 |
| DEM Jay Kleberg | 364 | 85.65% | 32 | 226 | 106 |
| GRN Alfred Molison, Jr. | 3 | 0.71% | 0 | 3 | 0 |
| Write-In Totals | 0 | 0.00% | 0 | 0 | 0 |
| Write-In: Carrie Evelyn Menger | 0 | 0.00% | 0 | 0 | 0 |
| Write-In: Uncertified | 0 | 0.00% | 0 | 0 | 0 |
| Not Assigned | 0 | 0.00% | 0 | 0 | 0 |
| Total Votes Cast | 425 | 100.00% | 43 | 251 | 131 |
| Overvotes | 1 | | 1 | 0 | 0 |
| Undervotes | 14 | | 2 | 9 | 3 |

Commissioner of Agriculture

Vote For 1

| | TOTAL | VOTE % | Absentee | Early Voting | Election Day |
|------------------|-------|---------|----------|--------------|--------------|
| REP Sid Miller | 57 | 13.35% | 12 | 20 | 25 |
| DEM Susan Hays | 370 | 86.65% | 32 | 233 | 105 |
| Total Votes Cast | 427 | 100.00% | 44 | 253 | 130 |
| Overvotes | 0 | | 0 | 0 | 0 |
| Undervotes | 13 | | 2 | 7 | 4 |

November 8, 2022

Smith County

Precinct 0018

Railroad Commissioner

Vote For 1

| | TOTAL | VOTE % | Absentee | Early Voting | Election Day |
|-----------------------|-------|---------|----------|--------------|--------------|
| REP Wayne Christian | 55 | 12.85% | 10 | 19 | 26 |
| DEM Luke Warford | 357 | 83.41% | 35 | 219 | 103 |
| LIB Jaime Andres Diez | 12 | 2.80% | 0 | 10 | 2 |
| GRN Hunter Wayne Crow | 4 | 0.93% | 0 | 4 | 0 |
| Total Votes Cast | 428 | 100.00% | 45 | 252 | 131 |
| Overvotes | 0 | | 0 | 0 | 0 |
| Undervotes | 12 | | 1 | 8 | 3 |

Justice, Supreme Ct. PI. 3

Vote For 1

| | TOTAL | VOTE % | Absentee | Early Voting | Election Day |
|--------------------------|-------|---------|----------|--------------|--------------|
| REP Debra Lehrmann | 55 | 12.85% | 9 | 21 | 25 |
| DEM Erin A. Nowell | 368 | 85.98% | 37 | 227 | 104 |
| LIB Thomas Edward Oxford | 5 | 1.17% | 0 | 5 | 0 |
| Total Votes Cast | 428 | 100.00% | 46 | 253 | 129 |
| Overvotes | 0 | | 0 | 0 | 0 |
| Undervotes | 12 | | 0 | 7 | 5 |

Justice, Supreme Ct. PI. 5

Vote For 1

| | TOTAL | VOTE % | Absentee | Early Voting | Election Day |
|--------------------|-------|---------|----------|--------------|--------------|
| REP Rebeca Huddle | 55 | 12.82% | 8 | 22 | 25 |
| DEM Amanda Reichek | 374 | 87.18% | 37 | 231 | 106 |
| Total Votes Cast | 429 | 100.00% | 45 | 253 | 131 |
| Overvotes | 0 | | 0 | 0 | 0 |
| Undervotes | 11 | | 1 | 7 | 3 |

Justice, Supreme Ct. PI. 9

Vote For 1

| | TOTAL | VOTE % | Absentee | Early Voting | Election Day |
|---------------------|-------|---------|----------|--------------|--------------|
| REP Evan Young | 57 | 13.38% | 9 | 22 | 26 |
| DEM Julia Maldonado | 369 | 86.62% | 37 | 229 | 103 |
| Total Votes Cast | 426 | 100.00% | 46 | 251 | 129 |
| Overvotes | 0 | | 0 | 0 | 0 |
| Undervotes | 14 | | 0 | 9 | 5 |

November 8, 2022

Smith County

Precinct 0018

Judge, Ct of Crim. Appeals, PI 5

Vote For 1

| | TOTAL | VOTE % | Absentee | Early Voting | Election Day |
|------------------|-------|---------|----------|--------------|--------------|
| REP Scott Walker | 56 | 13.08% | 8 | 21 | 27 |
| DEM Dana Huffman | 372 | 86.92% | 37 | 232 | 103 |
| Total Votes Cast | 428 | 100.00% | 45 | 253 | 130 |
| Overvotes | 0 | | 0 | 0 | 0 |
| Undervotes | 12 | | 1 | 7 | 4 |

Judge, Ct of Crim. Appeals, PI 6

Vote For 1

| | TOTAL | VOTE % | Absentee | Early Voting | Election Day |
|---------------------------|-------|---------|----------|--------------|--------------|
| REP Jesse F. McClure, III | 56 | 13.02% | 9 | 21 | 26 |
| DEM Robert Johnson | 374 | 86.98% | 36 | 233 | 105 |
| Total Votes Cast | 430 | 100.00% | 45 | 254 | 131 |
| Overvotes | 0 | | 0 | 0 | 0 |
| Undervotes | 10 | | 1 | 6 | 3 |

State Representative, District 6

Vote For 1

| | TOTAL | VOTE % | Absentee | Early Voting | Election Day |
|-------------------|-------|---------|----------|--------------|--------------|
| REP Matt Schaefer | 56 | 13.05% | 11 | 22 | 23 |
| DEM Cody J. Grace | 373 | 86.95% | 34 | 232 | 107 |
| Total Votes Cast | 429 | 100.00% | 45 | 254 | 130 |
| Overvotes | 0 | | 0 | 0 | 0 |
| Undervotes | 11 | | 1 | 6 | 4 |

Smith Prop A

Vote For 1

| | TOTAL | VOTE % | Absentee | Early Voting | Election Day |
|------------------|-------|---------|----------|--------------|--------------|
| FOR | 191 | 45.05% | 24 | 111 | 56 |
| AGAINST | 233 | 54.95% | 14 | 143 | 76 |
| Total Votes Cast | 424 | 100.00% | 38 | 254 | 132 |
| Overvotes | 0 | | 0 | 0 | 0 |
| Undervotes | 16 | | 8 | 6 | 2 |

November 8, 2022

Smith County

Precinct 0019**Statistics**

| | TOTAL | Absentee | Early Voting | Election Day |
|---------------------------|--------|----------|--------------|--------------|
| Registered Voters - Total | 4,130 | | | |
| Ballots Cast - Total | 2,151 | 67 | 1,466 | 618 |
| Ballots Cast - Blank | 0 | 0 | 0 | 0 |
| Voter Turnout - Total | 52.08% | | | |

US Representative, Dist 1

Vote For 1

| | TOTAL | VOTE % | Absentee | Early Voting | Election Day |
|--------------------------|-------|---------|----------|--------------|--------------|
| REP Nathaniel Moran | 1,782 | 83.66% | 41 | 1,216 | 525 |
| DEM Jrmar (JJ) Jefferson | 348 | 16.34% | 25 | 235 | 88 |
| Total Votes Cast | 2,130 | 100.00% | 66 | 1,451 | 613 |
| Overvotes | 0 | | 0 | 0 | 0 |
| Undervotes | 21 | | 1 | 15 | 5 |

Governor

Vote For 1

| | TOTAL | VOTE % | Absentee | Early Voting | Election Day |
|--------------------------------|-------|---------|----------|--------------|--------------|
| REP Greg Abbott | 1,780 | 82.91% | 42 | 1,217 | 521 |
| DEM Beto O'Rourke | 339 | 15.79% | 25 | 231 | 83 |
| LIB Mark Tippetts | 22 | 1.02% | 0 | 12 | 10 |
| GRN Delilah Barrios | 2 | 0.09% | 0 | 0 | 2 |
| Write-In Totals | 4 | 0.19% | 0 | 3 | 1 |
| Write-In: Uncertified | 4 | 0.19% | 0 | 3 | 1 |
| Write-In: Jacqueline Abernathy | 0 | 0.00% | 0 | 0 | 0 |
| Write-In: Mark V Goloby | 0 | 0.00% | 0 | 0 | 0 |
| Not Assigned | 0 | 0.00% | 0 | 0 | 0 |
| Total Votes Cast | 2,147 | 100.00% | 67 | 1,463 | 617 |
| Overvotes | 0 | | 0 | 0 | 0 |
| Undervotes | 4 | | 0 | 3 | 1 |

Lieutenant Governor

Vote For 1

| | TOTAL | VOTE % | Absentee | Early Voting | Election Day |
|-------------------|-------|---------|----------|--------------|--------------|
| REP Dan Patrick | 1,731 | 80.77% | 42 | 1,190 | 499 |
| DEM Mike Collier | 365 | 17.03% | 25 | 246 | 94 |
| LIB Shanna Steele | 47 | 2.19% | 0 | 26 | 21 |
| Total Votes Cast | 2,143 | 100.00% | 67 | 1,462 | 614 |
| Overvotes | 0 | | 0 | 0 | 0 |
| Undervotes | 8 | | 0 | 4 | 4 |

November 8, 2022

Smith County

Precinct 0019**Attorney General**

Vote For 1

| | TOTAL | VOTE % | | Absentee | Early Voting | Election Day |
|-----------------------------|-------|---------|--|----------|--------------|--------------|
| REP Ken Paxton | 1,723 | 80.82% | | 41 | 1,180 | 502 |
| DEM Rochelle Mercedes Garza | 353 | 16.56% | | 25 | 244 | 84 |
| LIB Mark Ash | 56 | 2.63% | | 1 | 30 | 25 |
| Total Votes Cast | 2,132 | 100.00% | | 67 | 1,454 | 611 |
| Overvotes | 0 | | | 0 | 0 | 0 |
| Undervotes | 19 | | | 0 | 12 | 7 |

Comptroller of Public Accounts

Vote For 1

| | TOTAL | VOTE % | | Absentee | Early Voting | Election Day |
|--------------------------------|-------|---------|--|----------|--------------|--------------|
| REP Glenn Hegar | 1,751 | 82.63% | | 39 | 1,199 | 513 |
| DEM Janet T. Dudding | 329 | 15.53% | | 24 | 227 | 78 |
| LIB V. Alonzo Echevarria-Garza | 39 | 1.84% | | 1 | 24 | 14 |
| Total Votes Cast | 2,119 | 100.00% | | 64 | 1,450 | 605 |
| Overvotes | 0 | | | 0 | 0 | 0 |
| Undervotes | 32 | | | 3 | 16 | 13 |

Comm. General Land Office

Vote For 1

| | TOTAL | VOTE % | | Absentee | Early Voting | Election Day |
|--------------------------------|-------|---------|--|----------|--------------|--------------|
| REP Dawn Buckingham | 1,743 | 82.37% | | 40 | 1,187 | 516 |
| DEM Jay Kleberg | 352 | 16.64% | | 24 | 243 | 85 |
| GRN Alfred Molison, Jr. | 19 | 0.90% | | 0 | 16 | 3 |
| Write-In Totals | 2 | 0.09% | | 0 | 2 | 0 |
| Write-In: Carrie Evelyn Menger | 1 | 0.05% | | 0 | 1 | 0 |
| Write-In: Uncertified | 1 | 0.05% | | 0 | 1 | 0 |
| Not Assigned | 0 | 0.00% | | 0 | 0 | 0 |
| Total Votes Cast | 2,116 | 100.00% | | 64 | 1,448 | 604 |
| Overvotes | 0 | | | 0 | 0 | 0 |
| Undervotes | 35 | | | 3 | 18 | 14 |

Commissioner of Agriculture

Vote For 1






| | TOTAL | VOTE % | | Absentee | Early Voting | Election Day |
|------------------|-------|---------|--|----------|--------------|--------------|
| REP Sid Miller | 1,771 | 83.62% | | 40 | 1,210 | 521 |
| DEM Susan Hays | 347 | 16.38% | | 24 | 240 | 83 |
| Total Votes Cast | 2,118 | 100.00% | | 64 | 1,450 | 604 |
| Overvotes | 0 | | | 0 | 0 | 0 |
| Undervotes | 33 | | | 3 | 16 | 14 |

November 8, 2022

Smith County





Precinct 0019**Railroad Commissioner**

Vote For 1

| | TOTAL | VOTE % | | Absentee | Early Voting | Election Day |
|-----------------------|-------|---------|-----------------------------------------------------------------------------------|----------|--------------|--------------|
| REP Wayne Christian | 1,731 | 81.61% |  | 39 | 1,192 | 500 |
| DEM Luke Warford | 326 | 15.37% |  | 24 | 223 | 79 |
| LIB Jaime Andres Diez | 48 | 2.26% |  | 1 | 25 | 22 |
| GRN Hunter Wayne Crow | 16 | 0.75% |  | 0 | 12 | 4 |
| Total Votes Cast | 2,121 | 100.00% |  | 64 | 1,452 | 605 |
| Overvotes | 0 | | | 0 | 0 | 0 |
| Undervotes | 30 | | | 3 | 14 | 13 |




Justice, Supreme Ct. PI. 3

Vote For 1

| | TOTAL | VOTE % | | Absentee | Early Voting | Election Day |
|--------------------------|-------|---------|-----------------------------------------------------------------------------------|----------|--------------|--------------|
| REP Debra Lehrmann | 1,757 | 82.60% |  | 38 | 1,210 | 509 |
| DEM Erin A. Nowell | 325 | 15.28% |  | 25 | 219 | 81 |
| LIB Thomas Edward Oxford | 45 | 2.12% |  | 2 | 25 | 18 |
| Total Votes Cast | 2,127 | 100.00% |  | 65 | 1,454 | 608 |
| Overvotes | 0 | | | 0 | 0 | 0 |
| Undervotes | 24 | | | 2 | 12 | 10 |




Justice, Supreme Ct. PI. 5

Vote For 1

| | TOTAL | VOTE % | | Absentee | Early Voting | Election Day |
|--------------------|-------|---------|-------------------------------------------------------------------------------------|----------|--------------|--------------|
| REP Rebeca Huddle | 1,771 | 83.77% |  | 40 | 1,210 | 521 |
| DEM Amanda Reichel | 343 | 16.23% |  | 25 | 232 | 86 |
| Total Votes Cast | 2,114 | 100.00% |  | 65 | 1,442 | 607 |
| Overvotes | 0 | | | 0 | 0 | 0 |
| Undervotes | 37 | | | 2 | 24 | 11 |

Justice, Supreme Ct. PI. 9

Vote For 1

| | TOTAL | VOTE % | | Absentee | Early Voting | Election Day |
|---------------------|-------|---------|-------------------------------------------------------------------------------------|----------|--------------|--------------|
| REP Evan Young | 1,771 | 83.70% |  | 40 | 1,210 | 521 |
| DEM Julia Maldonado | 345 | 16.30% |  | 23 | 234 | 88 |
| Total Votes Cast | 2,116 | 100.00% |  | 63 | 1,444 | 609 |
| Overvotes | 0 | | | 0 | 0 | 0 |
| Undervotes | 35 | | | 4 | 22 | 9 |

November 8, 2022

Smith County

Precinct 0019

Judge, Ct of Crim. Appeals, PI 5

Vote For 1

| | TOTAL | VOTE % | | Absentee | Early Voting | Election Day |
|------------------|-------|---------|--|----------|--------------|--------------|
| REP Scott Walker | 1,770 | 83.69% | | 39 | 1,210 | 521 |
| DEM Dana Huffman | 345 | 16.31% | | 26 | 234 | 85 |
| Total Votes Cast | 2,115 | 100.00% | | 65 | 1,444 | 606 |
| Overvotes | 0 | | | 0 | 0 | 0 |
| Undervotes | 36 | | | 2 | 22 | 12 |

Judge, Ct of Crim. Appeals, PI 6

Vote For 1

| | TOTAL | VOTE % | | Absentee | Early Voting | Election Day |
|---------------------------|-------|---------|--|----------|--------------|--------------|
| REP Jesse F. McClure, III | 1,771 | 83.89% | | 39 | 1,210 | 522 |
| DEM Robert Johnson | 340 | 16.11% | | 25 | 232 | 83 |
| Total Votes Cast | 2,111 | 100.00% | | 64 | 1,442 | 605 |
| Overvotes | 0 | | | 0 | 0 | 0 |
| Undervotes | 40 | | | 3 | 24 | 13 |

Smith Prop A

Vote For 1

| | TOTAL | VOTE % | | Absentee | Early Voting | Election Day |
|------------------|-------|---------|--|----------|--------------|--------------|
| FOR | 1,147 | 54.26% | | 34 | 809 | 304 |
| AGAINST | 967 | 45.74% | | 27 | 632 | 308 |
| Total Votes Cast | 2,114 | 100.00% | | 61 | 1,441 | 612 |
| Overvotes | 0 | | | 0 | 0 | 0 |
| Undervotes | 37 | | | 6 | 25 | 6 |

November 8, 2022

Smith County

Precinct 0020**Statistics**

| | TOTAL | Absentee | Early Voting | Election Day |
|---------------------------|--------|----------|-----------------|-----------------|
| Registered Voters - Total | 740 | | | |
| Ballots Cast - Total | 181 | 9 | 102 | 70 |
| Ballots Cast - Blank | 1 | 1 | 0 | 0 |
| Voter Turnout - Total | 24.46% | | | |

US Representative, Dist 1

Vote For 1

| | TOTAL | VOTE % | Absentee | Early Voting | Election Day |
|--------------------------|-------|---------|----------|-----------------|-----------------|
| REP Nathaniel Moran | 64 | 35.96% | 3 | 35 | 26 |
| DEM Jrmar (JJ) Jefferson | 114 | 64.04% | 5 | 67 | 42 |
| Total Votes Cast | 178 | 100.00% | 8 | 102 | 68 |
| Overvotes | 0 | | 0 | 0 | 0 |
| Undervotes | 3 | | 1 | 0 | 2 |

Governor

Vote For 1

| | TOTAL | VOTE % | Absentee | Early Voting | Election Day |
|--------------------------------|-------|---------|----------|-----------------|-----------------|
| REP Greg Abbott | 64 | 35.56% | 3 | 36 | 25 |
| DEM Beto O'Rourke | 109 | 60.56% | 5 | 65 | 39 |
| LIB Mark Tippetts | 3 | 1.67% | 0 | 0 | 3 |
| GRN Delilah Barrios | 3 | 1.67% | 0 | 1 | 2 |
| Write-In Totals | 1 | 0.56% | 0 | 0 | 1 |
| Write-In: Uncertified | 1 | 0.56% | 0 | 0 | 1 |
| Write-In: Jacqueline Abernathy | 0 | 0.00% | 0 | 0 | 0 |
| Write-In: Mark V Goloby | 0 | 0.00% | 0 | 0 | 0 |
| Not Assigned | 0 | 0.00% | 0 | 0 | 0 |
| Total Votes Cast | 180 | 100.00% | 8 | 102 | 70 |
| Overvotes | 0 | | 0 | 0 | 0 |
| Undervotes | 1 | | 1 | 0 | 0 |

Lieutenant Governor

Vote For 1

| | TOTAL | VOTE % | Absentee | Early Voting | Election Day |
|-------------------|-------|---------|----------|-----------------|-----------------|
| REP Dan Patrick | 63 | 35.80% | 3 | 33 | 27 |
| DEM Mike Collier | 101 | 57.39% | 5 | 63 | 33 |
| LIB Shanna Steele | 12 | 6.82% | 0 | 5 | 7 |
| Total Votes Cast | 176 | 100.00% | 8 | 101 | 67 |
| Overvotes | 0 | | 0 | 0 | 0 |
| Undervotes | 5 | | 1 | 1 | 3 |

November 8, 2022

Smith County

Precinct 0020**Attorney General**

Vote For 1

| | TOTAL | VOTE % | | Absentee | Early Voting | Election Day |
|-----------------------------|-------|---------|------------------------------------------------------------------------|----------|--------------|--------------|
| REP Ken Paxton | 63 | 35.39% | <div style="width: 35.39%;"><div style="width: 35.39%;"></div></div> | 3 | 37 | 23 |
| DEM Rochelle Mercedes Garza | 108 | 60.67% | <div style="width: 60.67%;"><div style="width: 60.67%;"></div></div> | 5 | 63 | 40 |
| LIB Mark Ash | 7 | 3.93% | <div style="width: 3.93%;"><div style="width: 3.93%;"></div></div> | 0 | 1 | 6 |
| Total Votes Cast | 178 | 100.00% | <div style="width: 100.00%;"><div style="width: 100.00%;"></div></div> | 8 | 101 | 69 |
| Overvotes | 0 | | | 0 | 0 | 0 |
| Undervotes | 3 | | | 1 | 1 | 1 |

Comptroller of Public Accounts

Vote For 1

| | TOTAL | VOTE % | | Absentee | Early Voting | Election Day |
|--------------------------------|-------|---------|------------------------------------------------------------------------|----------|--------------|--------------|
| REP Glenn Hegar | 62 | 35.43% | <div style="width: 35.43%;"><div style="width: 35.43%;"></div></div> | 3 | 36 | 23 |
| DEM Janet T. Dudding | 96 | 54.86% | <div style="width: 54.86%;"><div style="width: 54.86%;"></div></div> | 5 | 62 | 29 |
| LIB V. Alonzo Echevarria-Garza | 17 | 9.71% | <div style="width: 9.71%;"><div style="width: 9.71%;"></div></div> | 0 | 3 | 14 |
| Total Votes Cast | 175 | 100.00% | <div style="width: 100.00%;"><div style="width: 100.00%;"></div></div> | 8 | 101 | 66 |
| Overvotes | 0 | | | 0 | 0 | 0 |
| Undervotes | 6 | | | 1 | 1 | 4 |

Comm. General Land Office

Vote For 1

| | TOTAL | VOTE % | | Absentee | Early Voting | Election Day |
|--------------------------------|-------|---------|------------------------------------------------------------------------|----------|--------------|--------------|
| REP Dawn Buckingham | 64 | 36.78% | <div style="width: 36.78%;"><div style="width: 36.78%;"></div></div> | 3 | 37 | 24 |
| DEM Jay Kleberg | 103 | 59.20% | <div style="width: 59.20%;"><div style="width: 59.20%;"></div></div> | 5 | 61 | 37 |
| GRN Alfred Molison, Jr. | 6 | 3.45% | <div style="width: 3.45%;"><div style="width: 3.45%;"></div></div> | 0 | 3 | 3 |
| Write-In Totals | 1 | 0.57% | <div style="width: 0.57%;"><div style="width: 0.57%;"></div></div> | 0 | 0 | 1 |
| Write-In: Uncertified | 1 | 0.57% | <div style="width: 0.57%;"><div style="width: 0.57%;"></div></div> | 0 | 0 | 1 |
| Write-In: Carrie Evelyn Menger | 0 | 0.00% | <div style="width: 0.00%;"><div style="width: 0.00%;"></div></div> | 0 | 0 | 0 |
| Not Assigned | 0 | 0.00% | <div style="width: 0.00%;"><div style="width: 0.00%;"></div></div> | 0 | 0 | 0 |
| Total Votes Cast | 174 | 100.00% | <div style="width: 100.00%;"><div style="width: 100.00%;"></div></div> | 8 | 101 | 65 |
| Overvotes | 0 | | | 0 | 0 | 0 |
| Undervotes | 7 | | | 1 | 1 | 5 |

Commissioner of Agriculture

Vote For 1

| | TOTAL | VOTE % | | Absentee | Early Voting | Election Day |
|------------------|-------|---------|------------------------------------------------------------------------|----------|--------------|--------------|
| REP Sid Miller | 67 | 38.29% | <div style="width: 38.29%;"><div style="width: 38.29%;"></div></div> | 3 | 36 | 28 |
| DEM Susan Hays | 108 | 61.71% | <div style="width: 61.71%;"><div style="width: 61.71%;"></div></div> | 5 | 64 | 39 |
| Total Votes Cast | 175 | 100.00% | <div style="width: 100.00%;"><div style="width: 100.00%;"></div></div> | 8 | 100 | 67 |
| Overvotes | 0 | | | 0 | 0 | 0 |
| Undervotes | 6 | | | 1 | 2 | 3 |






November 8, 2022

Smith County

Precinct 0020





Railroad Commissioner

Vote For 1

| | TOTAL | VOTE % | | Absentee | Early Voting | Election Day |
|-----------------------|-------|---------|-----------------------------------------------------------------------------------|----------|--------------|--------------|
| REP Wayne Christian | 60 | 34.48% |  | 3 | 34 | 23 |
| DEM Luke Warford | 94 | 54.02% |  | 5 | 60 | 29 |
| LIB Jaime Andres Diez | 17 | 9.77% |  | 0 | 5 | 12 |
| GRN Hunter Wayne Crow | 3 | 1.72% |  | 0 | 1 | 2 |
| Total Votes Cast | 174 | 100.00% |  | 8 | 100 | 66 |
| Overvotes | 0 | | | 0 | 0 | 0 |
| Undervotes | 7 | | | 1 | 2 | 4 |




Justice, Supreme Ct. PI. 3

Vote For 1

| | TOTAL | VOTE % | | Absentee | Early Voting | Election Day |
|--------------------------|-------|---------|-----------------------------------------------------------------------------------|----------|--------------|--------------|
| REP Debra Lehrmann | 63 | 36.63% |  | 3 | 36 | 24 |
| DEM Erin A. Nowell | 100 | 58.14% |  | 5 | 61 | 34 |
| LIB Thomas Edward Oxford | 9 | 5.23% |  | 0 | 2 | 7 |
| Total Votes Cast | 172 | 100.00% |  | 8 | 99 | 65 |
| Overvotes | 0 | | | 0 | 0 | 0 |
| Undervotes | 9 | | | 1 | 3 | 5 |




Justice, Supreme Ct. PI. 5

Vote For 1

| | TOTAL | VOTE % | | Absentee | Early Voting | Election Day |
|--------------------|-------|---------|-------------------------------------------------------------------------------------|----------|--------------|--------------|
| REP Rebeca Huddle | 68 | 38.86% |  | 3 | 37 | 28 |
| DEM Amanda Reichek | 107 | 61.14% |  | 5 | 64 | 38 |
| Total Votes Cast | 175 | 100.00% |  | 8 | 101 | 66 |
| Overvotes | 0 | | | 0 | 0 | 0 |
| Undervotes | 6 | | | 1 | 1 | 4 |

Justice, Supreme Ct. PI. 9

Vote For 1

| | TOTAL | VOTE % | | Absentee | Early Voting | Election Day |
|---------------------|-------|---------|-------------------------------------------------------------------------------------|----------|--------------|--------------|
| REP Evan Young | 63 | 36.00% |  | 3 | 34 | 26 |
| DEM Julia Maldonado | 112 | 64.00% |  | 5 | 67 | 40 |
| Total Votes Cast | 175 | 100.00% |  | 8 | 101 | 66 |
| Overvotes | 0 | | | 0 | 0 | 0 |
| Undervotes | 6 | | | 1 | 1 | 4 |

November 8, 2022

Smith County

Precinct 0020**Judge, Ct of Crim. Appeals, PI 5**

Vote For 1

| | TOTAL | VOTE % | | Absentee | Early Voting | Election Day |
|------------------|-------|---------|--|----------|--------------|--------------|
| REP Scott Walker | 65 | 37.14% | | 3 | 36 | 26 |
| DEM Dana Huffman | 110 | 62.86% | | 5 | 64 | 41 |
| Total Votes Cast | 175 | 100.00% | | 8 | 100 | 67 |
| Overvotes | 0 | | | 0 | 0 | 0 |
| Undervotes | 6 | | | 1 | 2 | 3 |

Judge, Ct of Crim. Appeals, PI 6

Vote For 1

| | TOTAL | VOTE % | | Absentee | Early Voting | Election Day |
|---------------------------|-------|---------|--|----------|--------------|--------------|
| REP Jesse F. McClure, III | 66 | 38.37% | | 3 | 39 | 24 |
| DEM Robert Johnson | 106 | 61.63% | | 5 | 62 | 39 |
| Total Votes Cast | 172 | 100.00% | | 8 | 101 | 63 |
| Overvotes | 0 | | | 0 | 0 | 0 |
| Undervotes | 9 | | | 1 | 1 | 7 |

State Representative, District 6

Vote For 1

| | TOTAL | VOTE % | | Absentee | Early Voting | Election Day |
|-------------------|-------|---------|--|----------|--------------|--------------|
| REP Matt Schaefer | 65 | 38.01% | | 3 | 36 | 26 |
| DEM Cody J. Grace | 106 | 61.99% | | 3 | 64 | 39 |
| Total Votes Cast | 171 | 100.00% | | 6 | 100 | 65 |
| Overvotes | 0 | | | 0 | 0 | 0 |
| Undervotes | 10 | | | 3 | 2 | 5 |

Smith Prop A

Vote For 1

| | TOTAL | VOTE % | | Absentee | Early Voting | Election Day |
|------------------|-------|---------|--|----------|--------------|--------------|
| FOR | 80 | 45.20% | | 2 | 48 | 30 |
| AGAINST | 97 | 54.80% | | 4 | 53 | 40 |
| Total Votes Cast | 177 | 100.00% | | 6 | 101 | 70 |
| Overvotes | 0 | | | 0 | 0 | 0 |
| Undervotes | 4 | | | 3 | 1 | 0 |

November 8, 2022




Smith County

Precinct 0021**Statistics**

| | TOTAL | Absentee | Early Voting | Election Day |
|---------------------------|--------|----------|--------------|--------------|
| Registered Voters - Total | 1,637 | | | |
| Ballots Cast - Total | 945 | 38 | 590 | 317 |
| Ballots Cast - Blank | 0 | 0 | 0 | 0 |
| Voter Turnout - Total | 57.73% | | | |











US Representative, Dist 1

Vote For 1

| | TOTAL | VOTE % | | Absentee | Early Voting | Election Day |
|--------------------------|-------|---------|-----------------------------------------------------------------------------------|----------|--------------|--------------|
| REP Nathaniel Moran | 740 | 79.06% |  | 22 | 463 | 255 |
| DEM Jrmar (JJ) Jefferson | 196 | 20.94% |  | 14 | 122 | 60 |
| Total Votes Cast | 936 | 100.00% |  | 36 | 585 | 315 |
| Overvotes | 0 | | | 0 | 0 | 0 |
| Undervotes | 9 | | | 2 | 5 | 2 |





Governor

Vote For 1

| | TOTAL | VOTE % | | Absentee | Early Voting | Election Day |
|--------------------------------|-------|---------|-------------------------------------------------------------------------------------|----------|--------------|--------------|
| REP Greg Abbott | 712 | 75.83% |  | 20 | 446 | 246 |
| DEM Beto O'Rourke | 218 | 23.22% |  | 16 | 133 | 69 |
| LIB Mark Tippetts | 5 | 0.53% |  | 0 | 5 | 0 |
| GRN Delilah Barrios | 3 | 0.32% |  | 0 | 3 | 0 |
| Write-In Totals | 1 | 0.11% |  | 0 | 1 | 0 |
| Write-In: Uncertified | 1 | 0.11% |  | 0 | 1 | 0 |
| Write-In: Jacqueline Abernathy | 0 | 0.00% |  | 0 | 0 | 0 |
| Write-In: Mark V Goloby | 0 | 0.00% |  | 0 | 0 | 0 |
| Not Assigned | 0 | 0.00% |  | 0 | 0 | 0 |
| Total Votes Cast | 939 | 100.00% |  | 36 | 588 | 315 |
| Overvotes | 0 | | | 0 | 0 | 0 |
| Undervotes | 6 | | | 2 | 2 | 2 |

Lieutenant Governor

Vote For 1

| | TOTAL | VOTE % | | Absentee | Early Voting | Election Day |
|-------------------|-------|---------|-------------------------------------------------------------------------------------|----------|--------------|--------------|
| REP Dan Patrick | 686 | 73.29% |  | 18 | 434 | 234 |
| DEM Mike Collier | 220 | 23.50% |  | 18 | 137 | 65 |
| LIB Shanna Steele | 30 | 3.21% |  | 0 | 17 | 13 |
| Total Votes Cast | 936 | 100.00% |  | 36 | 588 | 312 |
| Overvotes | 0 | | | 0 | 0 | 0 |
| Undervotes | 9 | | | 2 | 2 | 5 |

November 8, 2022

Smith County

Precinct 0021**Attorney General**

Vote For 1

| | TOTAL | VOTE % | | Absentee | Early Voting | Election Day |
|-----------------------------|-------|---------|------------------------------------------------------------------------|----------|--------------|--------------|
| REP Ken Paxton | 661 | 71.46% | <div style="width: 71.46%;"><div style="width: 71.46%;"></div></div> | 16 | 415 | 230 |
| DEM Rochelle Mercedes Garza | 227 | 24.54% | <div style="width: 24.54%;"><div style="width: 24.54%;"></div></div> | 18 | 147 | 62 |
| LIB Mark Ash | 37 | 4.00% | <div style="width: 4.00%;"><div style="width: 4.00%;"></div></div> | 2 | 19 | 16 |
| Total Votes Cast | 925 | 100.00% | <div style="width: 100.00%;"><div style="width: 100.00%;"></div></div> | 36 | 581 | 308 |
| Overvotes | 0 | | | 0 | 0 | 0 |
| Undervotes | 20 | | | 2 | 9 | 9 |

Comptroller of Public Accounts

Vote For 1

| | TOTAL | VOTE % | | Absentee | Early Voting | Election Day |
|--------------------------------|-------|---------|------------------------------------------------------------------------|----------|--------------|--------------|
| REP Glenn Hegar | 711 | 76.70% | <div style="width: 76.70%;"><div style="width: 76.70%;"></div></div> | 20 | 448 | 243 |
| DEM Janet T. Dudding | 198 | 21.36% | <div style="width: 21.36%;"><div style="width: 21.36%;"></div></div> | 17 | 119 | 62 |
| LIB V. Alonzo Echevarria-Garza | 18 | 1.94% | <div style="width: 1.94%;"><div style="width: 1.94%;"></div></div> | 0 | 11 | 7 |
| Total Votes Cast | 927 | 100.00% | <div style="width: 100.00%;"><div style="width: 100.00%;"></div></div> | 37 | 578 | 312 |
| Overvotes | 0 | | | 0 | 0 | 0 |
| Undervotes | 18 | | | 1 | 12 | 5 |

Comm. General Land Office

Vote For 1

| | TOTAL | VOTE % | | Absentee | Early Voting | Election Day |
|--------------------------------|-------|---------|------------------------------------------------------------------------|----------|--------------|--------------|
| REP Dawn Buckingham | 690 | 74.35% | <div style="width: 74.35%;"><div style="width: 74.35%;"></div></div> | 18 | 434 | 238 |
| DEM Jay Kleberg | 224 | 24.14% | <div style="width: 24.14%;"><div style="width: 24.14%;"></div></div> | 18 | 139 | 67 |
| GRN Alfred Molison, Jr. | 14 | 1.51% | <div style="width: 1.51%;"><div style="width: 1.51%;"></div></div> | 1 | 8 | 5 |
| Write-In Totals | 0 | 0.00% | <div style="width: 0.00%;"><div style="width: 0.00%;"></div></div> | 0 | 0 | 0 |
| Write-In: Carrie Evelyn Menger | 0 | 0.00% | <div style="width: 0.00%;"><div style="width: 0.00%;"></div></div> | 0 | 0 | 0 |
| Write-In: Uncertified | 0 | 0.00% | <div style="width: 0.00%;"><div style="width: 0.00%;"></div></div> | 0 | 0 | 0 |
| Not Assigned | 0 | 0.00% | <div style="width: 0.00%;"><div style="width: 0.00%;"></div></div> | 0 | 0 | 0 |
| Total Votes Cast | 928 | 100.00% | <div style="width: 100.00%;"><div style="width: 100.00%;"></div></div> | 37 | 581 | 310 |
| Overvotes | 0 | | | 0 | 0 | 0 |
| Undervotes | 17 | | | 1 | 9 | 7 |

Commissioner of Agriculture

Vote For 1






| | TOTAL | VOTE % | | Absentee | Early Voting | Election Day |
|------------------|-------|---------|------------------------------------------------------------------------|----------|--------------|--------------|
| REP Sid Miller | 708 | 76.96% | <div style="width: 76.96%;"><div style="width: 76.96%;"></div></div> | 22 | 443 | 243 |
| DEM Susan Hays | 212 | 23.04% | <div style="width: 23.04%;"><div style="width: 23.04%;"></div></div> | 15 | 130 | 67 |
| Total Votes Cast | 920 | 100.00% | <div style="width: 100.00%;"><div style="width: 100.00%;"></div></div> | 37 | 573 | 310 |
| Overvotes | 0 | | | 0 | 0 | 0 |
| Undervotes | 25 | | | 1 | 17 | 7 |

November 8, 2022

Smith County





Precinct 0021**Railroad Commissioner**

Vote For 1

| | TOTAL | VOTE % | | Absentee | Early Voting | Election Day |
|-----------------------|-------|---------|-----------------------------------------------------------------------------------|----------|--------------|--------------|
| REP Wayne Christian | 691 | 74.95% |  | 19 | 436 | 236 |
| DEM Luke Warford | 199 | 21.58% |  | 18 | 120 | 61 |
| LIB Jaime Andres Diez | 25 | 2.71% |  | 0 | 14 | 11 |
| GRN Hunter Wayne Crow | 7 | 0.76% |  | 0 | 4 | 3 |
| Total Votes Cast | 922 | 100.00% |  | 37 | 574 | 311 |
| Overvotes | 0 | | | 0 | 0 | 0 |
| Undervotes | 23 | | | 1 | 16 | 6 |




Justice, Supreme Ct. PI. 3

Vote For 1

| | TOTAL | VOTE % | | Absentee | Early Voting | Election Day |
|--------------------------|-------|---------|-----------------------------------------------------------------------------------|----------|--------------|--------------|
| REP Debra Lehrmann | 697 | 75.35% |  | 16 | 442 | 239 |
| DEM Erin A. Nowell | 210 | 22.70% |  | 17 | 127 | 66 |
| LIB Thomas Edward Oxford | 18 | 1.95% |  | 2 | 11 | 5 |
| Total Votes Cast | 925 | 100.00% |  | 35 | 580 | 310 |
| Overvotes | 0 | | | 0 | 0 | 0 |
| Undervotes | 20 | | | 3 | 10 | 7 |




Justice, Supreme Ct. PI. 5

Vote For 1

| | TOTAL | VOTE % | | Absentee | Early Voting | Election Day |
|--------------------|-------|---------|-------------------------------------------------------------------------------------|----------|--------------|--------------|
| REP Rebeca Huddle | 714 | 77.19% |  | 16 | 453 | 245 |
| DEM Amanda Reichel | 211 | 22.81% |  | 20 | 126 | 65 |
| Total Votes Cast | 925 | 100.00% |  | 36 | 579 | 310 |
| Overvotes | 0 | | | 0 | 0 | 0 |
| Undervotes | 20 | | | 2 | 11 | 7 |

Justice, Supreme Ct. PI. 9

Vote For 1




| | TOTAL | VOTE % | | Absentee | Early Voting | Election Day |
|---------------------|-------|---------|-------------------------------------------------------------------------------------|----------|--------------|--------------|
| REP Evan Young | 707 | 76.60% |  | 17 | 447 | 243 |
| DEM Julia Maldonado | 216 | 23.40% |  | 19 | 131 | 66 |
| Total Votes Cast | 923 | 100.00% |  | 36 | 578 | 309 |
| Overvotes | 0 | | | 0 | 0 | 0 |
| Undervotes | 22 | | | 2 | 12 | 8 |

November 8, 2022

Smith County




Precinct 0021**Judge, Ct of Crim. Appeals, PI 5**

Vote For 1

| | TOTAL | VOTE % | | Absentee | Early Voting | Election Day |
|------------------|-------|---------|-----------------------------------------------------------------------------------|----------|--------------|--------------|
| REP Scott Walker | 703 | 76.58% |  | 17 | 445 | 241 |
| DEM Dana Huffman | 215 | 23.42% |  | 18 | 131 | 66 |
| Total Votes Cast | 918 | 100.00% |  | 35 | 576 | 307 |
| Overvotes | 0 | | | 0 | 0 | 0 |
| Undervotes | 27 | | | 3 | 14 | 10 |




Judge, Ct of Crim. Appeals, PI 6

Vote For 1

| | TOTAL | VOTE % | | Absentee | Early Voting | Election Day |
|---------------------------|-------|---------|-----------------------------------------------------------------------------------|----------|--------------|--------------|
| REP Jesse F. McClure, III | 702 | 76.64% |  | 16 | 443 | 243 |
| DEM Robert Johnson | 214 | 23.36% |  | 19 | 131 | 64 |
| Total Votes Cast | 916 | 100.00% |  | 35 | 574 | 307 |
| Overvotes | 0 | | | 0 | 0 | 0 |
| Undervotes | 29 | | | 3 | 16 | 10 |




State Representative, District 6

Vote For 1

| | TOTAL | VOTE % | | Absentee | Early Voting | Election Day |
|-------------------|-------|---------|-------------------------------------------------------------------------------------|----------|--------------|--------------|
| REP Matt Schaefer | 692 | 75.05% |  | 14 | 436 | 242 |
| DEM Cody J. Grace | 230 | 24.95% |  | 20 | 139 | 71 |
| Total Votes Cast | 922 | 100.00% |  | 34 | 575 | 313 |
| Overvotes | 0 | | | 0 | 0 | 0 |
| Undervotes | 23 | | | 4 | 15 | 4 |

Smith Prop A

Vote For 1

| | TOTAL | VOTE % | | Absentee | Early Voting | Election Day |
|------------------|-------|---------|-------------------------------------------------------------------------------------|----------|--------------|--------------|
| FOR | 593 | 63.83% |  | 25 | 382 | 186 |
| AGAINST | 336 | 36.17% |  | 7 | 201 | 128 |
| Total Votes Cast | 929 | 100.00% |  | 32 | 583 | 314 |
| Overvotes | 0 | | | 0 | 0 | 0 |
| Undervotes | 16 | | | 6 | 7 | 3 |

November 8, 2022

Smith County

Precinct 0022

Statistics

| | TOTAL | Absentee | Early Voting | Election Day |
|---------------------------|--------|----------|--------------|--------------|
| Registered Voters - Total | 415 | | | |
| Ballots Cast - Total | 106 | 5 | 56 | 45 |
| Ballots Cast - Blank | 0 | 0 | 0 | 0 |
| Voter Turnout - Total | 25.54% | | | |

US Representative, Dist 1

Vote For 1

| | TOTAL | VOTE % | Absentee | Early Voting | Election Day |
|--------------------------|-------|---------|----------|--------------|--------------|
| REP Nathaniel Moran | 42 | 39.62% | 4 | 18 | 20 |
| DEM Jrmar (JJ) Jefferson | 64 | 60.38% | 1 | 38 | 25 |
| Total Votes Cast | 106 | 100.00% | 5 | 56 | 45 |
| Overvotes | 0 | | 0 | 0 | 0 |
| Undervotes | 0 | | 0 | 0 | 0 |

Governor

Vote For 1

| | TOTAL | VOTE % | Absentee | Early Voting | Election Day |
|--------------------------------|-------|---------|----------|--------------|--------------|
| REP Greg Abbott | 42 | 39.62% | 3 | 18 | 21 |
| DEM Beto O'Rourke | 62 | 58.49% | 2 | 37 | 23 |
| LIB Mark Tippetts | 0 | 0.00% | 0 | 0 | 0 |
| GRN Delilah Barrios | 1 | 0.94% | 0 | 1 | 0 |
| Write-In Totals | 1 | 0.94% | 0 | 0 | 1 |
| Write-In: Uncertified | 1 | 0.94% | 0 | 0 | 1 |
| Write-In: Jacqueline Abernathy | 0 | 0.00% | 0 | 0 | 0 |
| Write-In: Mark V Goloby | 0 | 0.00% | 0 | 0 | 0 |
| Not Assigned | 0 | 0.00% | 0 | 0 | 0 |
| Total Votes Cast | 106 | 100.00% | 5 | 56 | 45 |
| Overvotes | 0 | | 0 | 0 | 0 |
| Undervotes | 0 | | 0 | 0 | 0 |

Lieutenant Governor

Vote For 1

| | TOTAL | VOTE % | Absentee | Early Voting | Election Day |
|-------------------|-------|---------|----------|--------------|--------------|
| REP Dan Patrick | 43 | 40.95% | 4 | 19 | 20 |
| DEM Mike Collier | 61 | 58.10% | 1 | 36 | 24 |
| LIB Shanna Steele | 1 | 0.95% | 0 | 1 | 0 |
| Total Votes Cast | 105 | 100.00% | 5 | 56 | 44 |
| Overvotes | 0 | | 0 | 0 | 0 |
| Undervotes | 1 | | 0 | 0 | 1 |

November 8, 2022

Smith County

Precinct 0022**Attorney General**

Vote For 1

| | TOTAL | VOTE % | | Absentee | Early Voting | Election Day |
|-----------------------------|-------|---------|--------------------------------------------------------------------|----------|--------------|--------------|
| REP Ken Paxton | 42 | 40.00% | <div style="width: 40%;"><div style="width: 40%;"></div></div> | 4 | 18 | 20 |
| DEM Rochelle Mercedes Garza | 61 | 58.10% | <div style="width: 58.1%;"><div style="width: 58.1%;"></div></div> | 1 | 37 | 23 |
| LIB Mark Ash | 2 | 1.90% | <div style="width: 1.9%;"><div style="width: 1.9%;"></div></div> | 0 | 1 | 1 |
| Total Votes Cast | 105 | 100.00% | <div style="width: 100%;"><div style="width: 100%;"></div></div> | 5 | 56 | 44 |
| Overvotes | 0 | | | 0 | 0 | 0 |
| Undervotes | 1 | | | 0 | 0 | 1 |

Comptroller of Public Accounts

Vote For 1

| | TOTAL | VOTE % | | Absentee | Early Voting | Election Day |
|--------------------------------|-------|---------|----------------------------------------------------------------------|----------|--------------|--------------|
| REP Glenn Hegar | 43 | 40.57% | <div style="width: 40.57%;"><div style="width: 40.57%;"></div></div> | 4 | 18 | 21 |
| DEM Janet T. Dudding | 59 | 55.66% | <div style="width: 55.66%;"><div style="width: 55.66%;"></div></div> | 1 | 35 | 23 |
| LIB V. Alonzo Echevarria-Garza | 4 | 3.77% | <div style="width: 3.77%;"><div style="width: 3.77%;"></div></div> | 0 | 3 | 1 |
| Total Votes Cast | 106 | 100.00% | <div style="width: 100%;"><div style="width: 100%;"></div></div> | 5 | 56 | 45 |
| Overvotes | 0 | | | 0 | 0 | 0 |
| Undervotes | 0 | | | 0 | 0 | 0 |

Comm. General Land Office

Vote For 1

| | TOTAL | VOTE % | | Absentee | Early Voting | Election Day |
|--------------------------------|-------|---------|----------------------------------------------------------------------|----------|--------------|--------------|
| REP Dawn Buckingham | 43 | 40.95% | <div style="width: 40.95%;"><div style="width: 40.95%;"></div></div> | 4 | 17 | 22 |
| DEM Jay Kleberg | 60 | 57.14% | <div style="width: 57.14%;"><div style="width: 57.14%;"></div></div> | 1 | 37 | 22 |
| GRN Alfred Molison, Jr. | 2 | 1.90% | <div style="width: 1.9%;"><div style="width: 1.9%;"></div></div> | 0 | 2 | 0 |
| Write-In Totals | 0 | 0.00% | <div style="width: 0%;"><div style="width: 0%;"></div></div> | 0 | 0 | 0 |
| Write-In: Carrie Evelyn Menger | 0 | 0.00% | <div style="width: 0%;"><div style="width: 0%;"></div></div> | 0 | 0 | 0 |
| Write-In: Uncertified | 0 | 0.00% | <div style="width: 0%;"><div style="width: 0%;"></div></div> | 0 | 0 | 0 |
| Not Assigned | 0 | 0.00% | <div style="width: 0%;"><div style="width: 0%;"></div></div> | 0 | 0 | 0 |
| Total Votes Cast | 105 | 100.00% | <div style="width: 100%;"><div style="width: 100%;"></div></div> | 5 | 56 | 44 |
| Overvotes | 0 | | | 0 | 0 | 0 |
| Undervotes | 1 | | | 0 | 0 | 1 |

Commissioner of Agriculture

Vote For 1






| | TOTAL | VOTE % | | Absentee | Early Voting | Election Day |
|------------------|-------|---------|----------------------------------------------------------------------|----------|--------------|--------------|
| REP Sid Miller | 48 | 46.15% | <div style="width: 46.15%;"><div style="width: 46.15%;"></div></div> | 4 | 21 | 23 |
| DEM Susan Hays | 56 | 53.85% | <div style="width: 53.85%;"><div style="width: 53.85%;"></div></div> | 1 | 34 | 21 |
| Total Votes Cast | 104 | 100.00% | <div style="width: 100%;"><div style="width: 100%;"></div></div> | 5 | 55 | 44 |
| Overvotes | 0 | | | 0 | 0 | 0 |
| Undervotes | 2 | | | 0 | 1 | 1 |

November 8, 2022

Smith County





Precinct 0022**Railroad Commissioner**

Vote For 1

| | TOTAL | VOTE % | | Absentee | Early Voting | Election Day |
|-----------------------|-------|---------|-----------------------------------------------------------------------------------|----------|--------------|--------------|
| REP Wayne Christian | 44 | 41.90% |  | 4 | 18 | 22 |
| DEM Luke Warford | 57 | 54.29% |  | 1 | 34 | 22 |
| LIB Jaime Andres Diez | 4 | 3.81% |  | 0 | 4 | 0 |
| GRN Hunter Wayne Crow | 0 | 0.00% |  | 0 | 0 | 0 |
| Total Votes Cast | 105 | 100.00% |  | 5 | 56 | 44 |
| Overvotes | 0 | | | 0 | 0 | 0 |
| Undervotes | 1 | | | 0 | 0 | 1 |




Justice, Supreme Ct. PI. 3

Vote For 1

| | TOTAL | VOTE % | | Absentee | Early Voting | Election Day |
|--------------------------|-------|---------|-----------------------------------------------------------------------------------|----------|--------------|--------------|
| REP Debra Lehrmann | 47 | 44.76% |  | 4 | 20 | 23 |
| DEM Erin A. Nowell | 55 | 52.38% |  | 1 | 33 | 21 |
| LIB Thomas Edward Oxford | 3 | 2.86% |  | 0 | 3 | 0 |
| Total Votes Cast | 105 | 100.00% |  | 5 | 56 | 44 |
| Overvotes | 0 | | | 0 | 0 | 0 |
| Undervotes | 1 | | | 0 | 0 | 1 |




Justice, Supreme Ct. PI. 5

Vote For 1

| | TOTAL | VOTE % | | Absentee | Early Voting | Election Day |
|--------------------|-------|---------|-------------------------------------------------------------------------------------|----------|--------------|--------------|
| REP Rebeca Huddle | 44 | 42.72% |  | 4 | 19 | 21 |
| DEM Amanda Reichel | 59 | 57.28% |  | 1 | 37 | 21 |
| Total Votes Cast | 103 | 100.00% |  | 5 | 56 | 42 |
| Overvotes | 0 | | | 0 | 0 | 0 |
| Undervotes | 3 | | | 0 | 0 | 3 |

Justice, Supreme Ct. PI. 9

Vote For 1

| | TOTAL | VOTE % | | Absentee | Early Voting | Election Day |
|---------------------|-------|---------|-------------------------------------------------------------------------------------|----------|--------------|--------------|
| REP Evan Young | 42 | 40.78% |  | 4 | 17 | 21 |
| DEM Julia Maldonado | 61 | 59.22% |  | 1 | 37 | 23 |
| Total Votes Cast | 103 | 100.00% |  | 5 | 54 | 44 |
| Overvotes | 0 | | | 0 | 0 | 0 |
| Undervotes | 3 | | | 0 | 2 | 1 |

November 8, 2022

Smith County

Precinct 0022

Judge, Ct of Crim. Appeals, PI 5

Vote For 1

| | TOTAL | VOTE % | | Absentee | Early Voting | Election Day |
|------------------|-------|---------|--|----------|--------------|--------------|
| REP Scott Walker | 45 | 42.86% | | 4 | 19 | 22 |
| DEM Dana Huffman | 60 | 57.14% | | 1 | 37 | 22 |
| Total Votes Cast | 105 | 100.00% | | 5 | 56 | 44 |
| Overvotes | 0 | | | 0 | 0 | 0 |
| Undervotes | 1 | | | 0 | 0 | 1 |

Judge, Ct of Crim. Appeals, PI 6

Vote For 1

| | TOTAL | VOTE % | | Absentee | Early Voting | Election Day |
|---------------------------|-------|---------|--|----------|--------------|--------------|
| REP Jesse F. McClure, III | 44 | 42.31% | | 4 | 18 | 22 |
| DEM Robert Johnson | 60 | 57.69% | | 1 | 37 | 22 |
| Total Votes Cast | 104 | 100.00% | | 5 | 55 | 44 |
| Overvotes | 0 | | | 0 | 0 | 0 |
| Undervotes | 2 | | | 0 | 1 | 1 |

State Representative, District 6

Vote For 1

| | TOTAL | VOTE % | | Absentee | Early Voting | Election Day |
|-------------------|-------|---------|--|----------|--------------|--------------|
| REP Matt Schaefer | 44 | 42.31% | | 3 | 19 | 22 |
| DEM Cody J. Grace | 60 | 57.69% | | 1 | 37 | 22 |
| Total Votes Cast | 104 | 100.00% | | 4 | 56 | 44 |
| Overvotes | 0 | | | 0 | 0 | 0 |
| Undervotes | 2 | | | 1 | 0 | 1 |

Smith Prop A

Vote For 1

| | TOTAL | VOTE % | | Absentee | Early Voting | Election Day |
|------------------|-------|---------|--|----------|--------------|--------------|
| FOR | 56 | 53.33% | | 2 | 31 | 23 |
| AGAINST | 49 | 46.67% | | 2 | 25 | 22 |
| Total Votes Cast | 105 | 100.00% | | 4 | 56 | 45 |
| Overvotes | 0 | | | 0 | 0 | 0 |
| Undervotes | 1 | | | 1 | 0 | 0 |

November 8, 2022




Smith County

Precinct 0023**Statistics**

| | TOTAL | Absentee | Early Voting | Election Day |
|---------------------------|--------|----------|--------------|--------------|
| Registered Voters - Total | 2,396 | | | |
| Ballots Cast - Total | 1,128 | 53 | 679 | 396 |
| Ballots Cast - Blank | 0 | 0 | 0 | 0 |
| Voter Turnout - Total | 47.08% | | | |











US Representative, Dist 1

Vote For 1

| | TOTAL | VOTE % | | Absentee | Early Voting | Election Day |
|--------------------------|-------|---------|-----------------------------------------------------------------------------------|----------|--------------|--------------|
| REP Nathaniel Moran | 788 | 70.86% |  | 29 | 501 | 258 |
| DEM Jrmar (JJ) Jefferson | 324 | 29.14% |  | 21 | 174 | 129 |
| Total Votes Cast | 1,112 | 100.00% |  | 50 | 675 | 387 |
| Overvotes | 0 | | | 0 | 0 | 0 |
| Undervotes | 16 | | | 3 | 4 | 9 |





Governor

Vote For 1

| | TOTAL | VOTE % | | Absentee | Early Voting | Election Day |
|--------------------------------|-------|---------|-------------------------------------------------------------------------------------|----------|--------------|--------------|
| REP Greg Abbott | 765 | 68.30% |  | 28 | 487 | 250 |
| DEM Beto O'Rourke | 338 | 30.18% |  | 23 | 185 | 130 |
| LIB Mark Tippetts | 13 | 1.16% |  | 0 | 4 | 9 |
| GRN Delilah Barrios | 3 | 0.27% |  | 0 | 0 | 3 |
| Write-In Totals | 1 | 0.09% |  | 0 | 1 | 0 |
| Write-In: Uncertified | 1 | 0.09% |  | 0 | 1 | 0 |
| Write-In: Jacqueline Abernathy | 0 | 0.00% |  | 0 | 0 | 0 |
| Write-In: Mark V Goloby | 0 | 0.00% |  | 0 | 0 | 0 |
| Not Assigned | 0 | 0.00% |  | 0 | 0 | 0 |
| Total Votes Cast | 1,120 | 100.00% |  | 51 | 677 | 392 |
| Overvotes | 1 | | | 1 | 0 | 0 |
| Undervotes | 7 | | | 1 | 2 | 4 |

Lieutenant Governor

Vote For 1

| | TOTAL | VOTE % | | Absentee | Early Voting | Election Day |
|-------------------|-------|---------|-------------------------------------------------------------------------------------|----------|--------------|--------------|
| REP Dan Patrick | 751 | 67.72% |  | 30 | 480 | 241 |
| DEM Mike Collier | 319 | 28.76% |  | 21 | 176 | 122 |
| LIB Shanna Steele | 39 | 3.52% |  | 1 | 17 | 21 |
| Total Votes Cast | 1,109 | 100.00% |  | 52 | 673 | 384 |
| Overvotes | 0 | | | 0 | 0 | 0 |
| Undervotes | 19 | | | 1 | 6 | 12 |

November 8, 2022

Smith County

Precinct 0023**Attorney General**

Vote For 1

| | TOTAL | VOTE % | | Absentee | Early Voting | Election Day |
|-----------------------------|-------|---------|------------------------------------------------------------------------|----------|--------------|--------------|
| REP Ken Paxton | 743 | 66.88% | <div style="width: 66.88%;"><div style="width: 66.88%;"></div></div> | 28 | 471 | 244 |
| DEM Rochelle Mercedes Garza | 336 | 30.24% | <div style="width: 30.24%;"><div style="width: 30.24%;"></div></div> | 23 | 184 | 129 |
| LIB Mark Ash | 32 | 2.88% | <div style="width: 2.88%;"><div style="width: 2.88%;"></div></div> | 1 | 14 | 17 |
| Total Votes Cast | 1,111 | 100.00% | <div style="width: 100.00%;"><div style="width: 100.00%;"></div></div> | 52 | 669 | 390 |
| Overvotes | 0 | | | 0 | 0 | 0 |
| Undervotes | 17 | | | 1 | 10 | 6 |

Comptroller of Public Accounts

Vote For 1

| | TOTAL | VOTE % | | Absentee | Early Voting | Election Day |
|--------------------------------|-------|---------|------------------------------------------------------------------------|----------|--------------|--------------|
| REP Glenn Hegar | 760 | 68.53% | <div style="width: 68.53%;"><div style="width: 68.53%;"></div></div> | 30 | 485 | 245 |
| DEM Janet T. Dudding | 312 | 28.13% | <div style="width: 28.13%;"><div style="width: 28.13%;"></div></div> | 22 | 168 | 122 |
| LIB V. Alonzo Echevarria-Garza | 37 | 3.34% | <div style="width: 3.34%;"><div style="width: 3.34%;"></div></div> | 0 | 17 | 20 |
| Total Votes Cast | 1,109 | 100.00% | <div style="width: 100.00%;"><div style="width: 100.00%;"></div></div> | 52 | 670 | 387 |
| Overvotes | 0 | | | 0 | 0 | 0 |
| Undervotes | 19 | | | 1 | 9 | 9 |

Comm. General Land Office

Vote For 1

| | TOTAL | VOTE % | | Absentee | Early Voting | Election Day |
|--------------------------------|-------|---------|------------------------------------------------------------------------|----------|--------------|--------------|
| REP Dawn Buckingham | 754 | 68.11% | <div style="width: 68.11%;"><div style="width: 68.11%;"></div></div> | 28 | 478 | 248 |
| DEM Jay Kleberg | 331 | 29.90% | <div style="width: 29.90%;"><div style="width: 29.90%;"></div></div> | 23 | 181 | 127 |
| GRN Alfred Molison, Jr. | 21 | 1.90% | <div style="width: 1.90%;"><div style="width: 1.90%;"></div></div> | 0 | 10 | 11 |
| Write-In Totals | 1 | 0.09% | <div style="width: 0.09%;"><div style="width: 0.09%;"></div></div> | 0 | 1 | 0 |
| Write-In: Uncertified | 1 | 0.09% | <div style="width: 0.09%;"><div style="width: 0.09%;"></div></div> | 0 | 1 | 0 |
| Write-In: Carrie Evelyn Menger | 0 | 0.00% | <div style="width: 0.00%;"><div style="width: 0.00%;"></div></div> | 0 | 0 | 0 |
| Not Assigned | 0 | 0.00% | <div style="width: 0.00%;"><div style="width: 0.00%;"></div></div> | 0 | 0 | 0 |
| Total Votes Cast | 1,107 | 100.00% | <div style="width: 100.00%;"><div style="width: 100.00%;"></div></div> | 51 | 670 | 386 |
| Overvotes | 0 | | | 0 | 0 | 0 |
| Undervotes | 21 | | | 2 | 9 | 10 |

Commissioner of Agriculture

Vote For 1






| | TOTAL | VOTE % | | Absentee | Early Voting | Election Day |
|------------------|-------|---------|------------------------------------------------------------------------|----------|--------------|--------------|
| REP Sid Miller | 771 | 69.90% | <div style="width: 69.90%;"><div style="width: 69.90%;"></div></div> | 28 | 483 | 260 |
| DEM Susan Hays | 332 | 30.10% | <div style="width: 30.10%;"><div style="width: 30.10%;"></div></div> | 23 | 184 | 125 |
| Total Votes Cast | 1,103 | 100.00% | <div style="width: 100.00%;"><div style="width: 100.00%;"></div></div> | 51 | 667 | 385 |
| Overvotes | 0 | | | 0 | 0 | 0 |
| Undervotes | 25 | | | 2 | 12 | 11 |

November 8, 2022

Smith County





Precinct 0023**Railroad Commissioner**

Vote For 1

| | TOTAL | VOTE % | | Absentee | Early Voting | Election Day |
|-----------------------|-------|---------|-----------------------------------------------------------------------------------|----------|--------------|--------------|
| REP Wayne Christian | 757 | 68.57% |  | 29 | 485 | 243 |
| DEM Luke Warford | 297 | 26.90% |  | 22 | 164 | 111 |
| LIB Jaime Andres Diez | 39 | 3.53% |  | 0 | 19 | 20 |
| GRN Hunter Wayne Crow | 11 | 1.00% |  | 0 | 2 | 9 |
| Total Votes Cast | 1,104 | 100.00% |  | 51 | 670 | 383 |
| Overvotes | 0 | | | 0 | 0 | 0 |
| Undervotes | 24 | | | 2 | 9 | 13 |




Justice, Supreme Ct. PI. 3

Vote For 1

| | TOTAL | VOTE % | | Absentee | Early Voting | Election Day |
|--------------------------|-------|---------|-----------------------------------------------------------------------------------|----------|--------------|--------------|
| REP Debra Lehrmann | 754 | 68.30% |  | 29 | 479 | 246 |
| DEM Erin A. Nowell | 313 | 28.35% |  | 22 | 171 | 120 |
| LIB Thomas Edward Oxford | 37 | 3.35% |  | 0 | 18 | 19 |
| Total Votes Cast | 1,104 | 100.00% |  | 51 | 668 | 385 |
| Overvotes | 1 | | | 1 | 0 | 0 |
| Undervotes | 23 | | | 1 | 11 | 11 |




Justice, Supreme Ct. PI. 5

Vote For 1

| | TOTAL | VOTE % | | Absentee | Early Voting | Election Day |
|--------------------|-------|---------|-------------------------------------------------------------------------------------|----------|--------------|--------------|
| REP Rebeca Huddle | 776 | 70.35% |  | 30 | 487 | 259 |
| DEM Amanda Reichel | 327 | 29.65% |  | 21 | 179 | 127 |
| Total Votes Cast | 1,103 | 100.00% |  | 51 | 666 | 386 |
| Overvotes | 0 | | | 0 | 0 | 0 |
| Undervotes | 25 | | | 2 | 13 | 10 |

Justice, Supreme Ct. PI. 9

Vote For 1

| | TOTAL | VOTE % | | Absentee | Early Voting | Election Day |
|---------------------|-------|---------|-------------------------------------------------------------------------------------|----------|--------------|--------------|
| REP Evan Young | 765 | 69.48% |  | 28 | 480 | 257 |
| DEM Julia Maldonado | 336 | 30.52% |  | 22 | 183 | 131 |
| Total Votes Cast | 1,101 | 100.00% |  | 50 | 663 | 388 |
| Overvotes | 0 | | | 0 | 0 | 0 |
| Undervotes | 27 | | | 3 | 16 | 8 |

November 8, 2022

Smith County

Precinct 0023**Judge, Ct of Crim. Appeals, PI 5**

Vote For 1

| | TOTAL | VOTE % | | Absentee | Early Voting | Election Day |
|------------------|-------|---------|------------------------------------------------------------------------|----------|--------------|--------------|
| REP Scott Walker | 771 | 70.22% | <div style="width: 70.22%;"><div style="width: 70.22%;"></div></div> | 27 | 485 | 259 |
| DEM Dana Huffman | 327 | 29.78% | <div style="width: 29.78%;"><div style="width: 29.78%;"></div></div> | 22 | 179 | 126 |
| Total Votes Cast | 1,098 | 100.00% | <div style="width: 100.00%;"><div style="width: 100.00%;"></div></div> | 49 | 664 | 385 |
| Overvotes | 0 | | | 0 | 0 | 0 |
| Undervotes | 30 | | | 4 | 15 | 11 |

Judge, Ct of Crim. Appeals, PI 6

Vote For 1

| | TOTAL | VOTE % | | Absentee | Early Voting | Election Day |
|---------------------------|-------|---------|------------------------------------------------------------------------|----------|--------------|--------------|
| REP Jesse F. McClure, III | 771 | 70.15% | <div style="width: 70.15%;"><div style="width: 70.15%;"></div></div> | 28 | 485 | 258 |
| DEM Robert Johnson | 328 | 29.85% | <div style="width: 29.85%;"><div style="width: 29.85%;"></div></div> | 22 | 180 | 126 |
| Total Votes Cast | 1,099 | 100.00% | <div style="width: 100.00%;"><div style="width: 100.00%;"></div></div> | 50 | 665 | 384 |
| Overvotes | 0 | | | 0 | 0 | 0 |
| Undervotes | 29 | | | 3 | 14 | 12 |

State Representative, District 6

Vote For 1

| | TOTAL | VOTE % | | Absentee | Early Voting | Election Day |
|-------------------|-------|---------|------------------------------------------------------------------------|----------|--------------|--------------|
| REP Matt Schaefer | 777 | 70.13% | <div style="width: 70.13%;"><div style="width: 70.13%;"></div></div> | 29 | 491 | 257 |
| DEM Cody J. Grace | 331 | 29.87% | <div style="width: 29.87%;"><div style="width: 29.87%;"></div></div> | 18 | 181 | 132 |
| Total Votes Cast | 1,108 | 100.00% | <div style="width: 100.00%;"><div style="width: 100.00%;"></div></div> | 47 | 672 | 389 |
| Overvotes | 0 | | | 0 | 0 | 0 |
| Undervotes | 20 | | | 6 | 7 | 7 |

Justice of the Peace, Pct. 3

Vote For 1

| | TOTAL | VOTE % | | Absentee | Early Voting | Election Day |
|------------------------|-------|---------|------------------------------------------------------------------------|----------|--------------|--------------|
| REP James L. Meredith | 790 | 71.62% | <div style="width: 71.62%;"><div style="width: 71.62%;"></div></div> | 28 | 498 | 264 |
| DEM Dustin G. Stephens | 313 | 28.38% | <div style="width: 28.38%;"><div style="width: 28.38%;"></div></div> | 15 | 173 | 125 |
| Total Votes Cast | 1,103 | 100.00% | <div style="width: 100.00%;"><div style="width: 100.00%;"></div></div> | 43 | 671 | 389 |
| Overvotes | 0 | | | 0 | 0 | 0 |
| Undervotes | 25 | | | 10 | 8 | 7 |

Smith Prop A

Vote For 1

| | TOTAL | VOTE % | | Absentee | Early Voting | Election Day |
|------------------|-------|---------|------------------------------------------------------------------------|----------|--------------|--------------|
| FOR | 627 | 57.37% | <div style="width: 57.37%;"><div style="width: 57.37%;"></div></div> | 22 | 398 | 207 |
| AGAINST | 466 | 42.63% | <div style="width: 42.63%;"><div style="width: 42.63%;"></div></div> | 21 | 265 | 180 |
| Total Votes Cast | 1,093 | 100.00% | <div style="width: 100.00%;"><div style="width: 100.00%;"></div></div> | 43 | 663 | 387 |
| Overvotes | 0 | | | 0 | 0 | 0 |
| Undervotes | 35 | | | 10 | 16 | 9 |

November 8, 2022




Smith County

Precinct 0024**Statistics**

| | TOTAL | Absentee | Early Voting | Election Day |
|---------------------------|--------|----------|--------------|--------------|
| Registered Voters - Total | 2,347 | | | |
| Ballots Cast - Total | 1,235 | 33 | 656 | 546 |
| Ballots Cast - Blank | 0 | 0 | 0 | 0 |
| Voter Turnout - Total | 52.62% | | | |











US Representative, Dist 1

Vote For 1

| | TOTAL | VOTE % | | Absentee | Early Voting | Election Day |
|--------------------------|-------|---------|-----------------------------------------------------------------------------------|----------|--------------|--------------|
| REP Nathaniel Moran | 1,067 | 86.96% |  | 25 | 564 | 478 |
| DEM Jrmar (JJ) Jefferson | 160 | 13.04% |  | 7 | 90 | 63 |
| Total Votes Cast | 1,227 | 100.00% |  | 32 | 654 | 541 |
| Overvotes | 0 | | | 0 | 0 | 0 |
| Undervotes | 8 | | | 1 | 2 | 5 |





Governor

Vote For 1

| | TOTAL | VOTE % | | Absentee | Early Voting | Election Day |
|--------------------------------|-------|---------|-------------------------------------------------------------------------------------|----------|--------------|--------------|
| REP Greg Abbott | 1,047 | 84.91% |  | 26 | 550 | 471 |
| DEM Beto O'Rourke | 171 | 13.87% |  | 7 | 99 | 65 |
| LIB Mark Tippetts | 11 | 0.89% |  | 0 | 5 | 6 |
| GRN Delilah Barrios | 4 | 0.32% |  | 0 | 1 | 3 |
| Write-In Totals | 0 | 0.00% |  | 0 | 0 | 0 |
| Write-In: Jacqueline Abernathy | 0 | 0.00% |  | 0 | 0 | 0 |
| Write-In: Mark V Goloby | 0 | 0.00% |  | 0 | 0 | 0 |
| Write-In: Uncertified | 0 | 0.00% |  | 0 | 0 | 0 |
| Not Assigned | 0 | 0.00% |  | 0 | 0 | 0 |
| Total Votes Cast | 1,233 | 100.00% |  | 33 | 655 | 545 |
| Overvotes | 0 | | | 0 | 0 | 0 |
| Undervotes | 2 | | | 0 | 1 | 1 |

Lieutenant Governor

Vote For 1

| | TOTAL | VOTE % | | Absentee | Early Voting | Election Day |
|-------------------|-------|---------|-------------------------------------------------------------------------------------|----------|--------------|--------------|
| REP Dan Patrick | 1,029 | 84.00% |  | 26 | 543 | 460 |
| DEM Mike Collier | 162 | 13.22% |  | 7 | 94 | 61 |
| LIB Shanna Steele | 34 | 2.78% |  | 0 | 16 | 18 |
| Total Votes Cast | 1,225 | 100.00% |  | 33 | 653 | 539 |
| Overvotes | 0 | | | 0 | 0 | 0 |
| Undervotes | 10 | | | 0 | 3 | 7 |

November 8, 2022

Smith County

Precinct 0024**Attorney General**

Vote For 1

| | TOTAL | VOTE % | | Absentee | Early Voting | Election Day |
|-----------------------------|-------|---------|------------------------------------------------------------------------|----------|--------------|--------------|
| REP Ken Paxton | 1,021 | 83.48% | <div style="width: 83.48%;"><div style="width: 83.48%;"></div></div> | 25 | 536 | 460 |
| DEM Rochelle Mercedes Garza | 171 | 13.98% | <div style="width: 13.98%;"><div style="width: 13.98%;"></div></div> | 7 | 99 | 65 |
| LIB Mark Ash | 31 | 2.53% | <div style="width: 2.53%;"><div style="width: 2.53%;"></div></div> | 1 | 16 | 14 |
| Total Votes Cast | 1,223 | 100.00% | <div style="width: 100.00%;"><div style="width: 100.00%;"></div></div> | 33 | 651 | 539 |
| Overvotes | 0 | | | 0 | 0 | 0 |
| Undervotes | 12 | | | 0 | 5 | 7 |

Comptroller of Public Accounts

Vote For 1

| | TOTAL | VOTE % | | Absentee | Early Voting | Election Day |
|--------------------------------|-------|---------|------------------------------------------------------------------------|----------|--------------|--------------|
| REP Glenn Hegar | 1,035 | 85.05% | <div style="width: 85.05%;"><div style="width: 85.05%;"></div></div> | 26 | 549 | 460 |
| DEM Janet T. Dudding | 162 | 13.31% | <div style="width: 13.31%;"><div style="width: 13.31%;"></div></div> | 7 | 91 | 64 |
| LIB V. Alonzo Echevarria-Garza | 20 | 1.64% | <div style="width: 1.64%;"><div style="width: 1.64%;"></div></div> | 0 | 8 | 12 |
| Total Votes Cast | 1,217 | 100.00% | <div style="width: 100.00%;"><div style="width: 100.00%;"></div></div> | 33 | 648 | 536 |
| Overvotes | 0 | | | 0 | 0 | 0 |
| Undervotes | 18 | | | 0 | 8 | 10 |

Comm. General Land Office

Vote For 1

| | TOTAL | VOTE % | | Absentee | Early Voting | Election Day |
|--------------------------------|-------|---------|------------------------------------------------------------------------|----------|--------------|--------------|
| REP Dawn Buckingham | 1,012 | 83.29% | <div style="width: 83.29%;"><div style="width: 83.29%;"></div></div> | 26 | 528 | 458 |
| DEM Jay Kleberg | 188 | 15.47% | <div style="width: 15.47%;"><div style="width: 15.47%;"></div></div> | 7 | 109 | 72 |
| GRN Alfred Molison, Jr. | 14 | 1.15% | <div style="width: 1.15%;"><div style="width: 1.15%;"></div></div> | 0 | 7 | 7 |
| Write-In Totals | 1 | 0.08% | <div style="width: 0.08%;"><div style="width: 0.08%;"></div></div> | 0 | 1 | 0 |
| Write-In: Uncertified | 1 | 0.08% | <div style="width: 0.08%;"><div style="width: 0.08%;"></div></div> | 0 | 1 | 0 |
| Write-In: Carrie Evelyn Menger | 0 | 0.00% | <div style="width: 0.00%;"><div style="width: 0.00%;"></div></div> | 0 | 0 | 0 |
| Not Assigned | 0 | 0.00% | <div style="width: 0.00%;"><div style="width: 0.00%;"></div></div> | 0 | 0 | 0 |
| Total Votes Cast | 1,215 | 100.00% | <div style="width: 100.00%;"><div style="width: 100.00%;"></div></div> | 33 | 645 | 537 |
| Overvotes | 0 | | | 0 | 0 | 0 |
| Undervotes | 20 | | | 0 | 11 | 9 |

Commissioner of Agriculture

Vote For 1






| | TOTAL | VOTE % | | Absentee | Early Voting | Election Day |
|------------------|-------|---------|------------------------------------------------------------------------|----------|--------------|--------------|
| REP Sid Miller | 1,053 | 86.60% | <div style="width: 86.60%;"><div style="width: 86.60%;"></div></div> | 26 | 552 | 475 |
| DEM Susan Hays | 163 | 13.40% | <div style="width: 13.40%;"><div style="width: 13.40%;"></div></div> | 7 | 93 | 63 |
| Total Votes Cast | 1,216 | 100.00% | <div style="width: 100.00%;"><div style="width: 100.00%;"></div></div> | 33 | 645 | 538 |
| Overvotes | 0 | | | 0 | 0 | 0 |
| Undervotes | 19 | | | 0 | 11 | 8 |

November 8, 2022

Smith County





Precinct 0024**Railroad Commissioner**

Vote For 1

| | TOTAL | VOTE % | | Absentee | Early Voting | Election Day |
|-----------------------|-------|---------|-----------------------------------------------------------------------------------|----------|--------------|--------------|
| REP Wayne Christian | 1,028 | 84.89% |  | 26 | 540 | 462 |
| DEM Luke Warford | 150 | 12.39% |  | 7 | 88 | 55 |
| LIB Jaime Andres Diez | 24 | 1.98% |  | 0 | 10 | 14 |
| GRN Hunter Wayne Crow | 9 | 0.74% |  | 0 | 4 | 5 |
| Total Votes Cast | 1,211 | 100.00% |  | 33 | 642 | 536 |
| Overvotes | 0 | | | 0 | 0 | 0 |
| Undervotes | 24 | | | 0 | 14 | 10 |




Justice, Supreme Ct. PI. 3

Vote For 1

| | TOTAL | VOTE % | | Absentee | Early Voting | Election Day |
|--------------------------|-------|---------|-----------------------------------------------------------------------------------|----------|--------------|--------------|
| REP Debra Lehrmann | 1,025 | 84.64% |  | 26 | 539 | 460 |
| DEM Erin A. Nowell | 164 | 13.54% |  | 7 | 94 | 63 |
| LIB Thomas Edward Oxford | 22 | 1.82% |  | 0 | 13 | 9 |
| Total Votes Cast | 1,211 | 100.00% |  | 33 | 646 | 532 |
| Overvotes | 0 | | | 0 | 0 | 0 |
| Undervotes | 24 | | | 0 | 10 | 14 |




Justice, Supreme Ct. PI. 5

Vote For 1

| | TOTAL | VOTE % | | Absentee | Early Voting | Election Day |
|--------------------|-------|---------|-------------------------------------------------------------------------------------|----------|--------------|--------------|
| REP Rebeca Huddle | 1,037 | 85.92% |  | 26 | 545 | 466 |
| DEM Amanda Reichel | 170 | 14.08% |  | 7 | 97 | 66 |
| Total Votes Cast | 1,207 | 100.00% |  | 33 | 642 | 532 |
| Overvotes | 0 | | | 0 | 0 | 0 |
| Undervotes | 28 | | | 0 | 14 | 14 |

Justice, Supreme Ct. PI. 9

Vote For 1




| | TOTAL | VOTE % | | Absentee | Early Voting | Election Day |
|---------------------|-------|---------|-------------------------------------------------------------------------------------|----------|--------------|--------------|
| REP Evan Young | 1,035 | 85.82% |  | 26 | 547 | 462 |
| DEM Julia Maldonado | 171 | 14.18% |  | 7 | 94 | 70 |
| Total Votes Cast | 1,206 | 100.00% |  | 33 | 641 | 532 |
| Overvotes | 0 | | | 0 | 0 | 0 |
| Undervotes | 29 | | | 0 | 15 | 14 |

November 8, 2022

Smith County




Precinct 0024**Judge, Ct of Crim. Appeals, PI 5**

Vote For 1

| | TOTAL | VOTE % | | Absentee | Early Voting | Election Day |
|------------------|-------|---------|-----------------------------------------------------------------------------------|----------|--------------|--------------|
| REP Scott Walker | 1,041 | 86.03% |  | 26 | 548 | 467 |
| DEM Dana Huffman | 169 | 13.97% |  | 7 | 95 | 67 |
| Total Votes Cast | 1,210 | 100.00% |  | 33 | 643 | 534 |
| Overvotes | 0 | | | 0 | 0 | 0 |
| Undervotes | 25 | | | 0 | 13 | 12 |




Judge, Ct of Crim. Appeals, PI 6

Vote For 1

| | TOTAL | VOTE % | | Absentee | Early Voting | Election Day |
|---------------------------|-------|---------|-----------------------------------------------------------------------------------|----------|--------------|--------------|
| REP Jesse F. McClure, III | 1,035 | 85.96% |  | 25 | 542 | 468 |
| DEM Robert Johnson | 169 | 14.04% |  | 6 | 98 | 65 |
| Total Votes Cast | 1,204 | 100.00% |  | 31 | 640 | 533 |
| Overvotes | 0 | | | 0 | 0 | 0 |
| Undervotes | 31 | | | 2 | 16 | 13 |




State Representative, District 6

Vote For 1

| | TOTAL | VOTE % | | Absentee | Early Voting | Election Day |
|-------------------|-------|---------|-------------------------------------------------------------------------------------|----------|--------------|--------------|
| REP Matt Schaefer | 1,046 | 86.09% |  | 25 | 552 | 469 |
| DEM Cody J. Grace | 169 | 13.91% |  | 6 | 95 | 68 |
| Total Votes Cast | 1,215 | 100.00% |  | 31 | 647 | 537 |
| Overvotes | 0 | | | 0 | 0 | 0 |
| Undervotes | 20 | | | 2 | 9 | 9 |




Justice of the Peace, Pct. 4

Vote For 1

| | TOTAL | VOTE % | | Absentee | Early Voting | Election Day |
|-------------------|-------|---------|-------------------------------------------------------------------------------------|----------|--------------|--------------|
| REP Curtis Wulf | 1,019 | 84.70% |  | 23 | 535 | 461 |
| DEM Randy Hawkins | 184 | 15.30% |  | 7 | 108 | 69 |
| Total Votes Cast | 1,203 | 100.00% |  | 30 | 643 | 530 |
| Overvotes | 0 | | | 0 | 0 | 0 |
| Undervotes | 32 | | | 3 | 13 | 16 |

Smith Prop A

Vote For 1

| | TOTAL | VOTE % | | Absentee | Early Voting | Election Day |
|------------------|-------|---------|-------------------------------------------------------------------------------------|----------|--------------|--------------|
| FOR | 572 | 47.12% |  | 17 | 339 | 216 |
| AGAINST | 642 | 52.88% |  | 14 | 308 | 320 |
| Total Votes Cast | 1,214 | 100.00% |  | 31 | 647 | 536 |
| Overvotes | 0 | | | 0 | 0 | 0 |
| Undervotes | 21 | | | 2 | 9 | 10 |

November 8, 2022

Smith County

Precinct 0025

| Statistics | TOTAL | Absentee | Early Voting | Election Day |
|---------------------------|--------|----------|--------------|--------------|
| Registered Voters - Total | 2,212 | | | |
| Ballots Cast - Total | 1,244 | 49 | 822 | 373 |
| Ballots Cast - Blank | 0 | 0 | 0 | 0 |
| Voter Turnout - Total | 56.24% | | | |

US Representative, Dist 1

Vote For 1

| | TOTAL | VOTE % | Absentee | Early Voting | Election Day |
|-------------------------|-------|---------|----------|--------------|--------------|
| REP Nathaniel Moran | 957 | 77.87% | 34 | 638 | 285 |
| DEM Jrmr (JJ) Jefferson | 272 | 22.13% | 14 | 173 | 85 |
| Total Votes Cast | 1,229 | 100.00% | 48 | 811 | 370 |
| Overvotes | 0 | | 0 | 0 | 0 |
| Undervotes | 15 | | 1 | 11 | 3 |

Governor

Vote For 1

| | TOTAL | VOTE % | Absentee | Early Voting | Election Day |
|--------------------------------|-------|---------|----------|--------------|--------------|
| REP Greg Abbott | 951 | 76.57% | 33 | 632 | 286 |
| DEM Beto O'Rourke | 278 | 22.38% | 16 | 179 | 83 |
| LIB Mark Tippetts | 9 | 0.72% | 0 | 6 | 3 |
| GRN Delilah Barrios | 2 | 0.16% | 0 | 2 | 0 |
| Write-In Totals | 2 | 0.16% | 0 | 2 | 0 |
| Write-In: Uncertified | 2 | 0.16% | 0 | 2 | 0 |
| Write-In: Jacqueline Abernathy | 0 | 0.00% | 0 | 0 | 0 |
| Write-In: Mark V Goloby | 0 | 0.00% | 0 | 0 | 0 |
| Not Assigned | 0 | 0.00% | 0 | 0 | 0 |
| Total Votes Cast | 1,242 | 100.00% | 49 | 821 | 372 |
| Overvotes | 0 | | 0 | 0 | 0 |
| Undervotes | 2 | | 0 | 1 | 1 |

Lieutenant Governor

Vote For 1

| | TOTAL | VOTE % | Absentee | Early Voting | Election Day |
|-------------------|-------|---------|----------|--------------|--------------|
| REP Dan Patrick | 917 | 74.55% | 35 | 607 | 275 |
| DEM Mike Collier | 281 | 22.85% | 14 | 182 | 85 |
| LIB Shanna Steele | 32 | 2.60% | 0 | 24 | 8 |
| Total Votes Cast | 1,230 | 100.00% | 49 | 813 | 368 |
| Overvotes | 0 | | 0 | 0 | 0 |
| Undervotes | 14 | | 0 | 9 | 5 |

November 8, 2022

Smith County

Precinct 0025**Attorney General**

Vote For 1

| | TOTAL | VOTE % | | Absentee | Early Voting | Election Day |
|-----------------------------|-------|---------|--|----------|--------------|--------------|
| REP Ken Paxton | 910 | 74.04% | | 33 | 601 | 276 |
| DEM Rochelle Mercedes Garza | 285 | 23.19% | | 14 | 185 | 86 |
| LIB Mark Ash | 34 | 2.77% | | 1 | 25 | 8 |
| Total Votes Cast | 1,229 | 100.00% | | 48 | 811 | 370 |
| Overvotes | 1 | | | 1 | 0 | 0 |
| Undervotes | 14 | | | 0 | 11 | 3 |

Comptroller of Public Accounts

Vote For 1

| | TOTAL | VOTE % | | Absentee | Early Voting | Election Day |
|--------------------------------|-------|---------|--|----------|--------------|--------------|
| REP Glenn Hegar | 942 | 77.09% | | 32 | 626 | 284 |
| DEM Janet T. Dudding | 257 | 21.03% | | 14 | 172 | 71 |
| LIB V. Alonzo Echevarria-Garza | 23 | 1.88% | | 0 | 13 | 10 |
| Total Votes Cast | 1,222 | 100.00% | | 46 | 811 | 365 |
| Overvotes | 0 | | | 0 | 0 | 0 |
| Undervotes | 22 | | | 3 | 11 | 8 |

Comm. General Land Office

Vote For 1

| | TOTAL | VOTE % | | Absentee | Early Voting | Election Day |
|--------------------------------|-------|---------|--|----------|--------------|--------------|
| REP Dawn Buckingham | 930 | 76.04% | | 31 | 616 | 283 |
| DEM Jay Kleberg | 276 | 22.57% | | 15 | 184 | 77 |
| GRN Alfred Molison, Jr. | 16 | 1.31% | | 0 | 8 | 8 |
| Write-In Totals | 1 | 0.08% | | 0 | 1 | 0 |
| Write-In: Carrie Evelyn Menger | 1 | 0.08% | | 0 | 1 | 0 |
| Write-In: Uncertified | 0 | 0.00% | | 0 | 0 | 0 |
| Not Assigned | 0 | 0.00% | | 0 | 0 | 0 |
| Total Votes Cast | 1,223 | 100.00% | | 46 | 809 | 368 |
| Overvotes | 0 | | | 0 | 0 | 0 |
| Undervotes | 21 | | | 3 | 13 | 5 |

Commissioner of Agriculture

Vote For 1






| | TOTAL | VOTE % | | Absentee | Early Voting | Election Day |
|------------------|-------|---------|--|----------|--------------|--------------|
| REP Sid Miller | 934 | 76.87% | | 32 | 620 | 282 |
| DEM Susan Hays | 281 | 23.13% | | 13 | 186 | 82 |
| Total Votes Cast | 1,215 | 100.00% | | 45 | 806 | 364 |
| Overvotes | 0 | | | 0 | 0 | 0 |
| Undervotes | 29 | | | 4 | 16 | 9 |

November 8, 2022

Smith County





Precinct 0025**Railroad Commissioner**

Vote For 1

| | TOTAL | VOTE % | | Absentee | Early Voting | Election Day |
|-----------------------|-------|---------|-----------------------------------------------------------------------------------|----------|--------------|--------------|
| REP Wayne Christian | 931 | 76.44% |  | 32 | 621 | 278 |
| DEM Luke Warford | 257 | 21.10% |  | 15 | 169 | 73 |
| LIB Jaime Andres Diez | 20 | 1.64% |  | 0 | 10 | 10 |
| GRN Hunter Wayne Crow | 10 | 0.82% |  | 0 | 5 | 5 |
| Total Votes Cast | 1,218 | 100.00% |  | 47 | 805 | 366 |
| Overvotes | 0 | | | 0 | 0 | 0 |
| Undervotes | 26 | | | 2 | 17 | 7 |




Justice, Supreme Ct. PI. 3

Vote For 1

| | TOTAL | VOTE % | | Absentee | Early Voting | Election Day |
|--------------------------|-------|---------|-----------------------------------------------------------------------------------|----------|--------------|--------------|
| REP Debra Lehrmann | 945 | 77.08% |  | 33 | 625 | 287 |
| DEM Erin A. Nowell | 265 | 21.62% |  | 15 | 174 | 76 |
| LIB Thomas Edward Oxford | 16 | 1.31% |  | 0 | 10 | 6 |
| Total Votes Cast | 1,226 | 100.00% |  | 48 | 809 | 369 |
| Overvotes | 0 | | | 0 | 0 | 0 |
| Undervotes | 18 | | | 1 | 13 | 4 |




Justice, Supreme Ct. PI. 5

Vote For 1

| | TOTAL | VOTE % | | Absentee | Early Voting | Election Day |
|--------------------|-------|---------|-------------------------------------------------------------------------------------|----------|--------------|--------------|
| REP Rebeca Huddle | 944 | 77.57% |  | 32 | 627 | 285 |
| DEM Amanda Reichel | 273 | 22.43% |  | 16 | 176 | 81 |
| Total Votes Cast | 1,217 | 100.00% |  | 48 | 803 | 366 |
| Overvotes | 0 | | | 0 | 0 | 0 |
| Undervotes | 27 | | | 1 | 19 | 7 |

Justice, Supreme Ct. PI. 9

Vote For 1

| | TOTAL | VOTE % | | Absentee | Early Voting | Election Day |
|---------------------|-------|---------|-------------------------------------------------------------------------------------|----------|--------------|--------------|
| REP Evan Young | 940 | 77.49% |  | 34 | 625 | 281 |
| DEM Julia Maldonado | 273 | 22.51% |  | 12 | 178 | 83 |
| Total Votes Cast | 1,213 | 100.00% |  | 46 | 803 | 364 |
| Overvotes | 0 | | | 0 | 0 | 0 |
| Undervotes | 31 | | | 3 | 19 | 9 |

November 8, 2022

Smith County

Precinct 0025**Judge, Ct of Crim. Appeals, PI 5**

Vote For 1

| | TOTAL | VOTE % | | Absentee | Early Voting | Election Day |
|------------------|-------|---------|------------------------------------------------|----------|--------------|--------------|
| REP Scott Walker | 941 | 77.58% | <div><div style="width: 77.58%;"></div></div> | 32 | 628 | 281 |
| DEM Dana Huffman | 272 | 22.42% | <div><div style="width: 22.42%;"></div></div> | 14 | 175 | 83 |
| Total Votes Cast | 1,213 | 100.00% | <div><div style="width: 100.00%;"></div></div> | 46 | 803 | 364 |
| Overvotes | 0 | | | 0 | 0 | 0 |
| Undervotes | 31 | | | 3 | 19 | 9 |

Judge, Ct of Crim. Appeals, PI 6

Vote For 1

| | TOTAL | VOTE % | | Absentee | Early Voting | Election Day |
|---------------------------|-------|---------|------------------------------------------------|----------|--------------|--------------|
| REP Jesse F. McClure, III | 944 | 78.08% | <div><div style="width: 78.08%;"></div></div> | 32 | 628 | 284 |
| DEM Robert Johnson | 265 | 21.92% | <div><div style="width: 21.92%;"></div></div> | 13 | 173 | 79 |
| Total Votes Cast | 1,209 | 100.00% | <div><div style="width: 100.00%;"></div></div> | 45 | 801 | 363 |
| Overvotes | 0 | | | 0 | 0 | 0 |
| Undervotes | 35 | | | 4 | 21 | 10 |

State Representative, District 6

Vote For 1

| | TOTAL | VOTE % | | Absentee | Early Voting | Election Day |
|-------------------|-------|---------|------------------------------------------------|----------|--------------|--------------|
| REP Matt Schaefer | 931 | 76.37% | <div><div style="width: 76.37%;"></div></div> | 29 | 621 | 281 |
| DEM Cody J. Grace | 288 | 23.63% | <div><div style="width: 23.63%;"></div></div> | 15 | 188 | 85 |
| Total Votes Cast | 1,219 | 100.00% | <div><div style="width: 100.00%;"></div></div> | 44 | 809 | 366 |
| Overvotes | 0 | | | 0 | 0 | 0 |
| Undervotes | 25 | | | 5 | 13 | 7 |

Justice of the Peace, Pct. 3

Vote For 1

| | TOTAL | VOTE % | | Absentee | Early Voting | Election Day |
|------------------------|-------|---------|------------------------------------------------|----------|--------------|--------------|
| REP James L. Meredith | 949 | 78.56% | <div><div style="width: 78.56%;"></div></div> | 29 | 635 | 285 |
| DEM Dustin G. Stephens | 259 | 21.44% | <div><div style="width: 21.44%;"></div></div> | 15 | 168 | 76 |
| Total Votes Cast | 1,208 | 100.00% | <div><div style="width: 100.00%;"></div></div> | 44 | 803 | 361 |
| Overvotes | 0 | | | 0 | 0 | 0 |
| Undervotes | 36 | | | 5 | 19 | 12 |

Smith Prop A

Vote For 1

| | TOTAL | VOTE % | | Absentee | Early Voting | Election Day |
|------------------|-------|---------|------------------------------------------------|----------|--------------|--------------|
| FOR | 778 | 64.83% | <div><div style="width: 64.83%;"></div></div> | 30 | 535 | 213 |
| AGAINST | 422 | 35.17% | <div><div style="width: 35.17%;"></div></div> | 13 | 259 | 150 |
| Total Votes Cast | 1,200 | 100.00% | <div><div style="width: 100.00%;"></div></div> | 43 | 794 | 363 |
| Overvotes | 0 | | | 0 | 0 | 0 |
| Undervotes | 44 | | | 6 | 28 | 10 |

November 8, 2022

Smith County

Precinct 0025

WHISD Prop A

Vote For 1

| | TOTAL | VOTE % | Absentee | Early Voting | Election Day |
|------------------|-------|--------|----------|--------------|--------------|
| FOR | 0 | | 0 | 0 | 0 |
| AGAINST | 0 | | 0 | 0 | 0 |
| Total Votes Cast | 0 | | 0 | 0 | 0 |
| Overvotes | 0 | | 0 | 0 | 0 |
| Undervotes | 0 | | 0 | 0 | 0 |

November 8, 2022




Smith County

Precinct 0026**Statistics**

| | TOTAL | Absentee | Early Voting | Election Day |
|---------------------------|--------|----------|--------------|--------------|
| Registered Voters - Total | 3,005 | | | |
| Ballots Cast - Total | 1,577 | 45 | 759 | 773 |
| Ballots Cast - Blank | 0 | 0 | 0 | 0 |
| Voter Turnout - Total | 52.48% | | | |











US Representative, Dist 1

Vote For 1

| | TOTAL | VOTE % | | Absentee | Early Voting | Election Day |
|--------------------------|-------|---------|-----------------------------------------------------------------------------------|----------|--------------|--------------|
| REP Nathaniel Moran | 1,345 | 86.22% |  | 30 | 646 | 669 |
| DEM Jrmar (JJ) Jefferson | 215 | 13.78% |  | 14 | 106 | 95 |
| Total Votes Cast | 1,560 | 100.00% |  | 44 | 752 | 764 |
| Overvotes | 0 | | | 0 | 0 | 0 |
| Undervotes | 17 | | | 1 | 7 | 9 |





Governor

Vote For 1

| | TOTAL | VOTE % | | Absentee | Early Voting | Election Day |
|--------------------------------|-------|---------|-------------------------------------------------------------------------------------|----------|--------------|--------------|
| REP Greg Abbott | 1,337 | 85.00% |  | 27 | 641 | 669 |
| DEM Beto O'Rourke | 222 | 14.11% |  | 18 | 110 | 94 |
| LIB Mark Tippetts | 10 | 0.64% |  | 0 | 4 | 6 |
| GRN Delilah Barrios | 3 | 0.19% |  | 0 | 2 | 1 |
| Write-In Totals | 1 | 0.06% |  | 0 | 0 | 1 |
| Write-In: Uncertified | 1 | 0.06% |  | 0 | 0 | 1 |
| Write-In: Jacqueline Abernathy | 0 | 0.00% |  | 0 | 0 | 0 |
| Write-In: Mark V Goloby | 0 | 0.00% |  | 0 | 0 | 0 |
| Not Assigned | 0 | 0.00% |  | 0 | 0 | 0 |
| Total Votes Cast | 1,573 | 100.00% |  | 45 | 757 | 771 |
| Overvotes | 0 | | | 0 | 0 | 0 |
| Undervotes | 4 | | | 0 | 2 | 2 |

Lieutenant Governor

Vote For 1

| | TOTAL | VOTE % | | Absentee | Early Voting | Election Day |
|-------------------|-------|---------|-------------------------------------------------------------------------------------|----------|--------------|--------------|
| REP Dan Patrick | 1,314 | 83.96% |  | 28 | 632 | 654 |
| DEM Mike Collier | 223 | 14.25% |  | 17 | 109 | 97 |
| LIB Shanna Steele | 28 | 1.79% |  | 0 | 14 | 14 |
| Total Votes Cast | 1,565 | 100.00% |  | 45 | 755 | 765 |
| Overvotes | 0 | | | 0 | 0 | 0 |
| Undervotes | 12 | | | 0 | 4 | 8 |

November 8, 2022

Smith County

Precinct 0026**Attorney General**

Vote For 1

| | TOTAL | VOTE % | | Absentee | Early Voting | Election Day |
|-----------------------------|-------|---------|------------------------------------------------------------------------|----------|--------------|--------------|
| REP Ken Paxton | 1,307 | 83.73% | <div style="width: 83.73%;"><div style="width: 83.73%;"></div></div> | 28 | 623 | 656 |
| DEM Rochelle Mercedes Garza | 228 | 14.61% | <div style="width: 14.61%;"><div style="width: 14.61%;"></div></div> | 17 | 115 | 96 |
| LIB Mark Ash | 26 | 1.67% | <div style="width: 1.67%;"><div style="width: 1.67%;"></div></div> | 0 | 13 | 13 |
| Total Votes Cast | 1,561 | 100.00% | <div style="width: 100.00%;"><div style="width: 100.00%;"></div></div> | 45 | 751 | 765 |
| Overvotes | 0 | | | 0 | 0 | 0 |
| Undervotes | 16 | | | 0 | 8 | 8 |

Comptroller of Public Accounts

Vote For 1

| | TOTAL | VOTE % | | Absentee | Early Voting | Election Day |
|--------------------------------|-------|---------|------------------------------------------------------------------------|----------|--------------|--------------|
| REP Glenn Hegar | 1,320 | 84.62% | <div style="width: 84.62%;"><div style="width: 84.62%;"></div></div> | 27 | 638 | 655 |
| DEM Janet T. Dudding | 216 | 13.85% | <div style="width: 13.85%;"><div style="width: 13.85%;"></div></div> | 17 | 110 | 89 |
| LIB V. Alonzo Echevarria-Garza | 24 | 1.54% | <div style="width: 1.54%;"><div style="width: 1.54%;"></div></div> | 0 | 7 | 17 |
| Total Votes Cast | 1,560 | 100.00% | <div style="width: 100.00%;"><div style="width: 100.00%;"></div></div> | 44 | 755 | 761 |
| Overvotes | 0 | | | 0 | 0 | 0 |
| Undervotes | 17 | | | 1 | 4 | 12 |

Comm. General Land Office

Vote For 1

| | TOTAL | VOTE % | | Absentee | Early Voting | Election Day |
|--------------------------------|-------|---------|------------------------------------------------------------------------|----------|--------------|--------------|
| REP Dawn Buckingham | 1,311 | 84.15% | <div style="width: 84.15%;"><div style="width: 84.15%;"></div></div> | 26 | 631 | 654 |
| DEM Jay Kleberg | 234 | 15.02% | <div style="width: 15.02%;"><div style="width: 15.02%;"></div></div> | 19 | 118 | 97 |
| GRN Alfred Molison, Jr. | 12 | 0.77% | <div style="width: 0.77%;"><div style="width: 0.77%;"></div></div> | 0 | 4 | 8 |
| Write-In Totals | 1 | 0.06% | <div style="width: 0.06%;"><div style="width: 0.06%;"></div></div> | 0 | 0 | 1 |
| Write-In: Uncertified | 1 | 0.06% | <div style="width: 0.06%;"><div style="width: 0.06%;"></div></div> | 0 | 0 | 1 |
| Write-In: Carrie Evelyn Menger | 0 | 0.00% | <div style="width: 0.00%;"><div style="width: 0.00%;"></div></div> | 0 | 0 | 0 |
| Not Assigned | 0 | 0.00% | <div style="width: 0.00%;"><div style="width: 0.00%;"></div></div> | 0 | 0 | 0 |
| Total Votes Cast | 1,558 | 100.00% | <div style="width: 100.00%;"><div style="width: 100.00%;"></div></div> | 45 | 753 | 760 |
| Overvotes | 0 | | | 0 | 0 | 0 |
| Undervotes | 19 | | | 0 | 6 | 13 |

Commissioner of Agriculture

Vote For 1






| | TOTAL | VOTE % | | Absentee | Early Voting | Election Day |
|------------------|-------|---------|------------------------------------------------------------------------|----------|--------------|--------------|
| REP Sid Miller | 1,332 | 85.44% | <div style="width: 85.44%;"><div style="width: 85.44%;"></div></div> | 25 | 639 | 668 |
| DEM Susan Hays | 227 | 14.56% | <div style="width: 14.56%;"><div style="width: 14.56%;"></div></div> | 18 | 113 | 96 |
| Total Votes Cast | 1,559 | 100.00% | <div style="width: 100.00%;"><div style="width: 100.00%;"></div></div> | 43 | 752 | 764 |
| Overvotes | 0 | | | 0 | 0 | 0 |
| Undervotes | 18 | | | 2 | 7 | 9 |

November 8, 2022

Smith County





Precinct 0026**Railroad Commissioner**

Vote For 1

| | TOTAL | VOTE % | | Absentee | Early Voting | Election Day |
|-----------------------|-------|---------|-----------------------------------------------------------------------------------|----------|--------------|--------------|
| REP Wayne Christian | 1,315 | 84.24% |  | 26 | 634 | 655 |
| DEM Luke Warford | 210 | 13.45% |  | 17 | 106 | 87 |
| LIB Jaime Andres Diez | 24 | 1.54% |  | 0 | 7 | 17 |
| GRN Hunter Wayne Crow | 12 | 0.77% |  | 1 | 4 | 7 |
| Total Votes Cast | 1,561 | 100.00% |  | 44 | 751 | 766 |
| Overvotes | 0 | | | 0 | 0 | 0 |
| Undervotes | 16 | | | 1 | 8 | 7 |




Justice, Supreme Ct. PI. 3

Vote For 1

| | TOTAL | VOTE % | | Absentee | Early Voting | Election Day |
|--------------------------|-------|---------|-----------------------------------------------------------------------------------|----------|--------------|--------------|
| REP Debra Lehrmann | 1,315 | 84.03% |  | 26 | 636 | 653 |
| DEM Erin A. Nowell | 222 | 14.19% |  | 18 | 107 | 97 |
| LIB Thomas Edward Oxford | 28 | 1.79% |  | 0 | 12 | 16 |
| Total Votes Cast | 1,565 | 100.00% |  | 44 | 755 | 766 |
| Overvotes | 0 | | | 0 | 0 | 0 |
| Undervotes | 12 | | | 1 | 4 | 7 |




Justice, Supreme Ct. PI. 5

Vote For 1

| | TOTAL | VOTE % | | Absentee | Early Voting | Election Day |
|--------------------|-------|---------|-------------------------------------------------------------------------------------|----------|--------------|--------------|
| REP Rebeca Huddle | 1,327 | 85.61% |  | 27 | 641 | 659 |
| DEM Amanda Reichel | 223 | 14.39% |  | 17 | 110 | 96 |
| Total Votes Cast | 1,550 | 100.00% |  | 44 | 751 | 755 |
| Overvotes | 0 | | | 0 | 0 | 0 |
| Undervotes | 27 | | | 1 | 8 | 18 |

Justice, Supreme Ct. PI. 9

Vote For 1

| | TOTAL | VOTE % | | Absentee | Early Voting | Election Day |
|---------------------|-------|---------|-------------------------------------------------------------------------------------|----------|--------------|--------------|
| REP Evan Young | 1,317 | 84.97% |  | 25 | 639 | 653 |
| DEM Julia Maldonado | 233 | 15.03% |  | 18 | 111 | 104 |
| Total Votes Cast | 1,550 | 100.00% |  | 43 | 750 | 757 |
| Overvotes | 0 | | | 0 | 0 | 0 |
| Undervotes | 27 | | | 2 | 9 | 16 |

November 8, 2022

Smith County

Precinct 0026**Judge, Ct of Crim. Appeals, PI 5**

Vote For 1

| | TOTAL | VOTE % | | Absentee | Early Voting | Election Day |
|------------------|-------|---------|------------------------------------------------------------------------|----------|--------------|--------------|
| REP Scott Walker | 1,320 | 84.83% | <div style="width: 84.83%;"><div style="width: 84.83%;"></div></div> | 26 | 636 | 658 |
| DEM Dana Huffman | 236 | 15.17% | <div style="width: 15.17%;"><div style="width: 15.17%;"></div></div> | 18 | 117 | 101 |
| Total Votes Cast | 1,556 | 100.00% | <div style="width: 100.00%;"><div style="width: 100.00%;"></div></div> | 44 | 753 | 759 |
| Overvotes | 0 | | | 0 | 0 | 0 |
| Undervotes | 21 | | | 1 | 6 | 14 |

Judge, Ct of Crim. Appeals, PI 6

Vote For 1

| | TOTAL | VOTE % | | Absentee | Early Voting | Election Day |
|---------------------------|-------|---------|------------------------------------------------------------------------|----------|--------------|--------------|
| REP Jesse F. McClure, III | 1,327 | 85.45% | <div style="width: 85.45%;"><div style="width: 85.45%;"></div></div> | 26 | 639 | 662 |
| DEM Robert Johnson | 226 | 14.55% | <div style="width: 14.55%;"><div style="width: 14.55%;"></div></div> | 18 | 113 | 95 |
| Total Votes Cast | 1,553 | 100.00% | <div style="width: 100.00%;"><div style="width: 100.00%;"></div></div> | 44 | 752 | 757 |
| Overvotes | 0 | | | 0 | 0 | 0 |
| Undervotes | 24 | | | 1 | 7 | 16 |

State Representative, District 6

Vote For 1

| | TOTAL | VOTE % | | Absentee | Early Voting | Election Day |
|-------------------|-------|---------|------------------------------------------------------------------------|----------|--------------|--------------|
| REP Matt Schaefer | 1,336 | 85.64% | <div style="width: 85.64%;"><div style="width: 85.64%;"></div></div> | 26 | 646 | 664 |
| DEM Cody J. Grace | 224 | 14.36% | <div style="width: 14.36%;"><div style="width: 14.36%;"></div></div> | 18 | 108 | 98 |
| Total Votes Cast | 1,560 | 100.00% | <div style="width: 100.00%;"><div style="width: 100.00%;"></div></div> | 44 | 754 | 762 |
| Overvotes | 0 | | | 0 | 0 | 0 |
| Undervotes | 17 | | | 1 | 5 | 11 |

Justice of the Peace, Pct. 3

Vote For 1

| | TOTAL | VOTE % | | Absentee | Early Voting | Election Day |
|------------------------|-------|---------|------------------------------------------------------------------------|----------|--------------|--------------|
| REP James L. Meredith | 1,335 | 86.13% | <div style="width: 86.13%;"><div style="width: 86.13%;"></div></div> | 26 | 645 | 664 |
| DEM Dustin G. Stephens | 215 | 13.87% | <div style="width: 13.87%;"><div style="width: 13.87%;"></div></div> | 16 | 103 | 96 |
| Total Votes Cast | 1,550 | 100.00% | <div style="width: 100.00%;"><div style="width: 100.00%;"></div></div> | 42 | 748 | 760 |
| Overvotes | 0 | | | 0 | 0 | 0 |
| Undervotes | 27 | | | 3 | 11 | 13 |

Smith Prop A

Vote For 1

| | TOTAL | VOTE % | | Absentee | Early Voting | Election Day |
|------------------|-------|---------|------------------------------------------------------------------------|----------|--------------|--------------|
| FOR | 785 | 50.78% | <div style="width: 50.78%;"><div style="width: 50.78%;"></div></div> | 19 | 388 | 378 |
| AGAINST | 761 | 49.22% | <div style="width: 49.22%;"><div style="width: 49.22%;"></div></div> | 22 | 357 | 382 |
| Total Votes Cast | 1,546 | 100.00% | <div style="width: 100.00%;"><div style="width: 100.00%;"></div></div> | 41 | 745 | 760 |
| Overvotes | 0 | | | 0 | 0 | 0 |
| Undervotes | 31 | | | 4 | 14 | 13 |




November 8, 2022

Smith County

Precinct 0026




COV 4 City of Overton

Vote For 1

| | TOTAL | VOTE % | | Absentee | Early Voting | Election Day |
|---------------------|-------|---------|-----------------------------------------------------------------------------------|----------|--------------|--------------|
| Richard Howell, Jr. | 2 | 40.00% |  | 0 | 0 | 2 |
| A.G. "Tuck" Moon | 3 | 60.00% |  | 0 | 3 | 0 |
| Total Votes Cast | 5 | 100.00% |  | 0 | 3 | 2 |
| Overvotes | 0 | | | 0 | 0 | 0 |
| Undervotes | 2 | | | 0 | 1 | 1 |

WHISD Prop A

Vote For 1

| | TOTAL | VOTE % | | Absentee | Early Voting | Election Day |
|------------------|-------|---------|-----------------------------------------------------------------------------------|----------|--------------|--------------|
| FOR | 24 | 47.06% |  | 0 | 19 | 5 |
| AGAINST | 27 | 52.94% |  | 1 | 23 | 3 |
| Total Votes Cast | 51 | 100.00% |  | 1 | 42 | 8 |
| Overvotes | 0 | | | 0 | 0 | 0 |
| Undervotes | 0 | | | 0 | 0 | 0 |

November 8, 2022




Smith County

Precinct 0027**Statistics**

| | TOTAL | Absentee | Early Voting | Election Day |
|---------------------------|--------|----------|--------------|--------------|
| Registered Voters - Total | 1,979 | | | |
| Ballots Cast - Total | 857 | 35 | 540 | 282 |
| Ballots Cast - Blank | 0 | 0 | 0 | 0 |
| Voter Turnout - Total | 43.30% | | | |











US Representative, Dist 1

Vote For 1

| | TOTAL | VOTE % | | Absentee | Early Voting | Election Day |
|-------------------------|-------|---------|-----------------------------------------------------------------------------------|----------|--------------|--------------|
| REP Nathaniel Moran | 577 | 68.28% |  | 20 | 375 | 182 |
| DEM Jrmr (JJ) Jefferson | 268 | 31.72% |  | 13 | 162 | 93 |
| Total Votes Cast | 845 | 100.00% |  | 33 | 537 | 275 |
| Overvotes | 0 | | | 0 | 0 | 0 |
| Undervotes | 12 | | | 2 | 3 | 7 |





Governor

Vote For 1

| | TOTAL | VOTE % | | Absentee | Early Voting | Election Day |
|--------------------------------|-------|---------|-------------------------------------------------------------------------------------|----------|--------------|--------------|
| REP Greg Abbott | 565 | 66.24% |  | 20 | 364 | 181 |
| DEM Beto O'Rourke | 279 | 32.71% |  | 15 | 169 | 95 |
| LIB Mark Tippetts | 9 | 1.06% |  | 0 | 5 | 4 |
| GRN Delilah Barrios | 0 | 0.00% |  | 0 | 0 | 0 |
| Write-In Totals | 0 | 0.00% |  | 0 | 0 | 0 |
| Write-In: Jacqueline Abernathy | 0 | 0.00% |  | 0 | 0 | 0 |
| Write-In: Mark V Goloby | 0 | 0.00% |  | 0 | 0 | 0 |
| Write-In: Uncertified | 0 | 0.00% |  | 0 | 0 | 0 |
| Not Assigned | 0 | 0.00% |  | 0 | 0 | 0 |
| Total Votes Cast | 853 | 100.00% |  | 35 | 538 | 280 |
| Overvotes | 0 | | | 0 | 0 | 0 |
| Undervotes | 4 | | | 0 | 2 | 2 |

Lieutenant Governor

Vote For 1

| | TOTAL | VOTE % | | Absentee | Early Voting | Election Day |
|-------------------|-------|---------|-------------------------------------------------------------------------------------|----------|--------------|--------------|
| REP Dan Patrick | 560 | 65.96% |  | 20 | 358 | 182 |
| DEM Mike Collier | 266 | 31.33% |  | 15 | 167 | 84 |
| LIB Shanna Steele | 23 | 2.71% |  | 0 | 12 | 11 |
| Total Votes Cast | 849 | 100.00% |  | 35 | 537 | 277 |
| Overvotes | 0 | | | 0 | 0 | 0 |
| Undervotes | 8 | | | 0 | 3 | 5 |

November 8, 2022

Smith County

Precinct 0027**Attorney General**

Vote For 1

| | TOTAL | VOTE % | | Absentee | Early Voting | Election Day |
|-----------------------------|-------|---------|------------------------------------------------------------------------|----------|--------------|--------------|
| REP Ken Paxton | 549 | 65.36% | <div style="width: 65.36%;"><div style="width: 65.36%;"></div></div> | 20 | 352 | 177 |
| DEM Rochelle Mercedes Garza | 269 | 32.02% | <div style="width: 32.02%;"><div style="width: 32.02%;"></div></div> | 14 | 168 | 87 |
| LIB Mark Ash | 22 | 2.62% | <div style="width: 2.62%;"><div style="width: 2.62%;"></div></div> | 0 | 12 | 10 |
| Total Votes Cast | 840 | 100.00% | <div style="width: 100.00%;"><div style="width: 100.00%;"></div></div> | 34 | 532 | 274 |
| Overvotes | 0 | | | 0 | 0 | 0 |
| Undervotes | 17 | | | 1 | 8 | 8 |

Comptroller of Public Accounts

Vote For 1

| | TOTAL | VOTE % | | Absentee | Early Voting | Election Day |
|--------------------------------|-------|---------|------------------------------------------------------------------------|----------|--------------|--------------|
| REP Glenn Hegar | 569 | 67.58% | <div style="width: 67.58%;"><div style="width: 67.58%;"></div></div> | 20 | 370 | 179 |
| DEM Janet T. Dudding | 253 | 30.05% | <div style="width: 30.05%;"><div style="width: 30.05%;"></div></div> | 15 | 155 | 83 |
| LIB V. Alonzo Echevarria-Garza | 20 | 2.38% | <div style="width: 2.38%;"><div style="width: 2.38%;"></div></div> | 0 | 9 | 11 |
| Total Votes Cast | 842 | 100.00% | <div style="width: 100.00%;"><div style="width: 100.00%;"></div></div> | 35 | 534 | 273 |
| Overvotes | 0 | | | 0 | 0 | 0 |
| Undervotes | 15 | | | 0 | 6 | 9 |

Comm. General Land Office

Vote For 1

| | TOTAL | VOTE % | | Absentee | Early Voting | Election Day |
|--------------------------------|-------|---------|------------------------------------------------------------------------|----------|--------------|--------------|
| REP Dawn Buckingham | 548 | 65.71% | <div style="width: 65.71%;"><div style="width: 65.71%;"></div></div> | 20 | 351 | 177 |
| DEM Jay Kleberg | 277 | 33.21% | <div style="width: 33.21%;"><div style="width: 33.21%;"></div></div> | 15 | 174 | 88 |
| GRN Alfred Molison, Jr. | 8 | 0.96% | <div style="width: 0.96%;"><div style="width: 0.96%;"></div></div> | 0 | 5 | 3 |
| Write-In Totals | 1 | 0.12% | <div style="width: 0.12%;"><div style="width: 0.12%;"></div></div> | 0 | 0 | 1 |
| Write-In: Uncertified | 1 | 0.12% | <div style="width: 0.12%;"><div style="width: 0.12%;"></div></div> | 0 | 0 | 1 |
| Write-In: Carrie Evelyn Menger | 0 | 0.00% | <div style="width: 0.00%;"><div style="width: 0.00%;"></div></div> | 0 | 0 | 0 |
| Not Assigned | 0 | 0.00% | <div style="width: 0.00%;"><div style="width: 0.00%;"></div></div> | 0 | 0 | 0 |
| Total Votes Cast | 834 | 100.00% | <div style="width: 100.00%;"><div style="width: 100.00%;"></div></div> | 35 | 530 | 269 |
| Overvotes | 0 | | | 0 | 0 | 0 |
| Undervotes | 23 | | | 0 | 10 | 13 |

Commissioner of Agriculture

Vote For 1






| | TOTAL | VOTE % | | Absentee | Early Voting | Election Day |
|------------------|-------|---------|------------------------------------------------------------------------|----------|--------------|--------------|
| REP Sid Miller | 562 | 67.79% | <div style="width: 67.79%;"><div style="width: 67.79%;"></div></div> | 20 | 359 | 183 |
| DEM Susan Hays | 267 | 32.21% | <div style="width: 32.21%;"><div style="width: 32.21%;"></div></div> | 15 | 165 | 87 |
| Total Votes Cast | 829 | 100.00% | <div style="width: 100.00%;"><div style="width: 100.00%;"></div></div> | 35 | 524 | 270 |
| Overvotes | 0 | | | 0 | 0 | 0 |
| Undervotes | 28 | | | 0 | 16 | 12 |

November 8, 2022

Smith County





Precinct 0027**Railroad Commissioner**

Vote For 1

| | TOTAL | VOTE % | | Absentee | Early Voting | Election Day |
|-----------------------|-------|---------|-----------------------------------------------------------------------------------|----------|--------------|--------------|
| REP Wayne Christian | 557 | 66.71% |  | 20 | 357 | 180 |
| DEM Luke Warford | 254 | 30.42% |  | 15 | 160 | 79 |
| LIB Jaime Andres Diez | 20 | 2.40% |  | 0 | 9 | 11 |
| GRN Hunter Wayne Crow | 4 | 0.48% |  | 0 | 2 | 2 |
| Total Votes Cast | 835 | 100.00% |  | 35 | 528 | 272 |
| Overvotes | 0 | | | 0 | 0 | 0 |
| Undervotes | 22 | | | 0 | 12 | 10 |




Justice, Supreme Ct. PI. 3

Vote For 1

| | TOTAL | VOTE % | | Absentee | Early Voting | Election Day |
|--------------------------|-------|---------|-----------------------------------------------------------------------------------|----------|--------------|--------------|
| REP Debra Lehrmann | 563 | 66.94% |  | 20 | 363 | 180 |
| DEM Erin A. Nowell | 265 | 31.51% |  | 15 | 162 | 88 |
| LIB Thomas Edward Oxford | 13 | 1.55% |  | 0 | 6 | 7 |
| Total Votes Cast | 841 | 100.00% |  | 35 | 531 | 275 |
| Overvotes | 0 | | | 0 | 0 | 0 |
| Undervotes | 16 | | | 0 | 9 | 7 |




Justice, Supreme Ct. PI. 5

Vote For 1

| | TOTAL | VOTE % | | Absentee | Early Voting | Election Day |
|--------------------|-------|---------|-------------------------------------------------------------------------------------|----------|--------------|--------------|
| REP Rebeca Huddle | 563 | 67.43% |  | 20 | 360 | 183 |
| DEM Amanda Reichel | 272 | 32.57% |  | 14 | 168 | 90 |
| Total Votes Cast | 835 | 100.00% |  | 34 | 528 | 273 |
| Overvotes | 0 | | | 0 | 0 | 0 |
| Undervotes | 22 | | | 1 | 12 | 9 |

Justice, Supreme Ct. PI. 9

Vote For 1

| | TOTAL | VOTE % | | Absentee | Early Voting | Election Day |
|---------------------|-------|---------|-------------------------------------------------------------------------------------|----------|--------------|--------------|
| REP Evan Young | 562 | 67.31% |  | 19 | 359 | 184 |
| DEM Julia Maldonado | 273 | 32.69% |  | 14 | 169 | 90 |
| Total Votes Cast | 835 | 100.00% |  | 33 | 528 | 274 |
| Overvotes | 0 | | | 0 | 0 | 0 |
| Undervotes | 22 | | | 2 | 12 | 8 |

November 8, 2022

Smith County

Precinct 0027**Judge, Ct of Crim. Appeals, PI 5**

Vote For 1

| | TOTAL | VOTE % | | Absentee | Early Voting | Election Day |
|------------------|-------|---------|------------------------------------------------------------------------|----------|--------------|--------------|
| REP Scott Walker | 560 | 67.23% | <div style="width: 67.23%;"><div style="width: 67.23%;"></div></div> | 20 | 357 | 183 |
| DEM Dana Huffman | 273 | 32.77% | <div style="width: 32.77%;"><div style="width: 32.77%;"></div></div> | 13 | 171 | 89 |
| Total Votes Cast | 833 | 100.00% | <div style="width: 100.00%;"><div style="width: 100.00%;"></div></div> | 33 | 528 | 272 |
| Overvotes | 0 | | | 0 | 0 | 0 |
| Undervotes | 24 | | | 2 | 12 | 10 |

Judge, Ct of Crim. Appeals, PI 6

Vote For 1

| | TOTAL | VOTE % | | Absentee | Early Voting | Election Day |
|---------------------------|-------|---------|------------------------------------------------------------------------|----------|--------------|--------------|
| REP Jesse F. McClure, III | 566 | 67.78% | <div style="width: 67.78%;"><div style="width: 67.78%;"></div></div> | 20 | 359 | 187 |
| DEM Robert Johnson | 269 | 32.22% | <div style="width: 32.22%;"><div style="width: 32.22%;"></div></div> | 15 | 167 | 87 |
| Total Votes Cast | 835 | 100.00% | <div style="width: 100.00%;"><div style="width: 100.00%;"></div></div> | 35 | 526 | 274 |
| Overvotes | 0 | | | 0 | 0 | 0 |
| Undervotes | 22 | | | 0 | 14 | 8 |

State Representative, District 6

Vote For 1

| | TOTAL | VOTE % | | Absentee | Early Voting | Election Day |
|-------------------|-------|---------|------------------------------------------------------------------------|----------|--------------|--------------|
| REP Matt Schaefer | 562 | 67.47% | <div style="width: 67.47%;"><div style="width: 67.47%;"></div></div> | 14 | 362 | 186 |
| DEM Cody J. Grace | 271 | 32.53% | <div style="width: 32.53%;"><div style="width: 32.53%;"></div></div> | 13 | 169 | 89 |
| Total Votes Cast | 833 | 100.00% | <div style="width: 100.00%;"><div style="width: 100.00%;"></div></div> | 27 | 531 | 275 |
| Overvotes | 0 | | | 0 | 0 | 0 |
| Undervotes | 24 | | | 8 | 9 | 7 |

Justice of the Peace, Pct. 3

Vote For 1

| | TOTAL | VOTE % | | Absentee | Early Voting | Election Day |
|------------------------|-------|---------|------------------------------------------------------------------------|----------|--------------|--------------|
| REP James L. Meredith | 563 | 67.91% | <div style="width: 67.91%;"><div style="width: 67.91%;"></div></div> | 14 | 367 | 182 |
| DEM Dustin G. Stephens | 266 | 32.09% | <div style="width: 32.09%;"><div style="width: 32.09%;"></div></div> | 12 | 166 | 88 |
| Total Votes Cast | 829 | 100.00% | <div style="width: 100.00%;"><div style="width: 100.00%;"></div></div> | 26 | 533 | 270 |
| Overvotes | 0 | | | 0 | 0 | 0 |
| Undervotes | 28 | | | 9 | 7 | 12 |

Smith Prop A

Vote For 1

| | TOTAL | VOTE % | | Absentee | Early Voting | Election Day |
|------------------|-------|---------|------------------------------------------------------------------------|----------|--------------|--------------|
| FOR | 470 | 57.18% | <div style="width: 57.18%;"><div style="width: 57.18%;"></div></div> | 16 | 322 | 132 |
| AGAINST | 352 | 42.82% | <div style="width: 42.82%;"><div style="width: 42.82%;"></div></div> | 10 | 202 | 140 |
| Total Votes Cast | 822 | 100.00% | <div style="width: 100.00%;"><div style="width: 100.00%;"></div></div> | 26 | 524 | 272 |
| Overvotes | 0 | | | 0 | 0 | 0 |
| Undervotes | 35 | | | 9 | 16 | 10 |

November 8, 2022

Smith County

Precinct 0028

Statistics

| | TOTAL | Absentee | Early Voting | Election Day |
|---------------------------|--------|----------|--------------|--------------|
| Registered Voters - Total | 4,121 | | | |
| Ballots Cast - Total | 2,090 | 33 | 1,476 | 581 |
| Ballots Cast - Blank | 0 | 0 | 0 | 0 |
| Voter Turnout - Total | 50.72% | | | |

US Representative, Dist 1

Vote For 1

| | TOTAL | VOTE % | Absentee | Early Voting | Election Day |
|-------------------------|-------|---------|----------|--------------|--------------|
| REP Nathaniel Moran | 1,781 | 85.87% | 11 | 1,272 | 498 |
| DEM Jrmr (JJ) Jefferson | 293 | 14.13% | 19 | 194 | 80 |
| Total Votes Cast | 2,074 | 100.00% | 30 | 1,466 | 578 |
| Overvotes | 0 | | 0 | 0 | 0 |
| Undervotes | 16 | | 3 | 10 | 3 |

Governor

Vote For 1

| | TOTAL | VOTE % | Absentee | Early Voting | Election Day |
|--------------------------------|-------|---------|----------|--------------|--------------|
| REP Greg Abbott | 1,734 | 83.17% | 9 | 1,246 | 479 |
| DEM Beto O'Rourke | 323 | 15.49% | 23 | 212 | 88 |
| LIB Mark Tippetts | 27 | 1.30% | 0 | 15 | 12 |
| GRN Delilah Barrios | 1 | 0.05% | 0 | 0 | 1 |
| Write-In Totals | 0 | 0.00% | 0 | 0 | 0 |
| Write-In: Jacqueline Abernathy | 0 | 0.00% | 0 | 0 | 0 |
| Write-In: Mark V Goloby | 0 | 0.00% | 0 | 0 | 0 |
| Write-In: Uncertified | 0 | 0.00% | 0 | 0 | 0 |
| Not Assigned | 0 | 0.00% | 0 | 0 | 0 |
| Total Votes Cast | 2,085 | 100.00% | 32 | 1,473 | 580 |
| Overvotes | 1 | | 1 | 0 | 0 |
| Undervotes | 4 | | 0 | 3 | 1 |

Lieutenant Governor

Vote For 1

| | TOTAL | VOTE % | Absentee | Early Voting | Election Day |
|-------------------|-------|---------|----------|--------------|--------------|
| REP Dan Patrick | 1,707 | 82.38% | 10 | 1,229 | 468 |
| DEM Mike Collier | 311 | 15.01% | 22 | 205 | 84 |
| LIB Shanna Steele | 54 | 2.61% | 1 | 30 | 23 |
| Total Votes Cast | 2,072 | 100.00% | 33 | 1,464 | 575 |
| Overvotes | 0 | | 0 | 0 | 0 |
| Undervotes | 18 | | 0 | 12 | 6 |

November 8, 2022

Smith County

Precinct 0028**Attorney General**

Vote For 1

| | TOTAL | VOTE % | | Absentee | Early Voting | Election Day |
|-----------------------------|-------|---------|--|----------|--------------|--------------|
| REP Ken Paxton | 1,707 | 82.66% | | 10 | 1,233 | 464 |
| DEM Rochelle Mercedes Garza | 320 | 15.50% | | 23 | 208 | 89 |
| LIB Mark Ash | 38 | 1.84% | | 0 | 18 | 20 |
| Total Votes Cast | 2,065 | 100.00% | | 33 | 1,459 | 573 |
| Overvotes | 0 | | | 0 | 0 | 0 |
| Undervotes | 25 | | | 0 | 17 | 8 |

Comptroller of Public Accounts

Vote For 1

| | TOTAL | VOTE % | | Absentee | Early Voting | Election Day |
|--------------------------------|-------|---------|--|----------|--------------|--------------|
| REP Glenn Hegar | 1,728 | 84.01% | | 10 | 1,241 | 477 |
| DEM Janet T. Dudding | 295 | 14.34% | | 23 | 196 | 76 |
| LIB V. Alonzo Echevarria-Garza | 34 | 1.65% | | 0 | 16 | 18 |
| Total Votes Cast | 2,057 | 100.00% | | 33 | 1,453 | 571 |
| Overvotes | 0 | | | 0 | 0 | 0 |
| Undervotes | 33 | | | 0 | 23 | 10 |

Comm. General Land Office

Vote For 1

| | TOTAL | VOTE % | | Absentee | Early Voting | Election Day |
|--------------------------------|-------|---------|--|----------|--------------|--------------|
| REP Dawn Buckingham | 1,707 | 83.23% | | 9 | 1,219 | 479 |
| DEM Jay Kleberg | 328 | 15.99% | | 24 | 218 | 86 |
| GRN Alfred Molison, Jr. | 16 | 0.78% | | 0 | 11 | 5 |
| Write-In Totals | 0 | 0.00% | | 0 | 0 | 0 |
| Write-In: Carrie Evelyn Menger | 0 | 0.00% | | 0 | 0 | 0 |
| Write-In: Uncertified | 0 | 0.00% | | 0 | 0 | 0 |
| Not Assigned | 0 | 0.00% | | 0 | 0 | 0 |
| Total Votes Cast | 2,051 | 100.00% | | 33 | 1,448 | 570 |
| Overvotes | 0 | | | 0 | 0 | 0 |
| Undervotes | 39 | | | 0 | 28 | 11 |

Commissioner of Agriculture

Vote For 1

| | TOTAL | VOTE % | | Absentee | Early Voting | Election Day |
|------------------|-------|---------|--|----------|--------------|--------------|
| REP Sid Miller | 1,735 | 84.39% | | 10 | 1,240 | 485 |
| DEM Susan Hays | 321 | 15.61% | | 22 | 212 | 87 |
| Total Votes Cast | 2,056 | 100.00% | | 32 | 1,452 | 572 |
| Overvotes | 1 | | | 1 | 0 | 0 |
| Undervotes | 33 | | | 0 | 24 | 9 |

November 8, 2022

Smith County

Precinct 0028**Railroad Commissioner**

Vote For 1

| | TOTAL | VOTE % | | Absentee | Early Voting | Election Day |
|-----------------------|-------|---------|------------------------------------------------------------------------|----------|--------------|--------------|
| REP Wayne Christian | 1,727 | 83.84% | <div style="width: 83.84%;"><div style="width: 83.84%;"></div></div> | 10 | 1,236 | 481 |
| DEM Luke Warford | 288 | 13.98% | <div style="width: 13.98%;"><div style="width: 13.98%;"></div></div> | 23 | 193 | 72 |
| LIB Jaime Andres Diez | 40 | 1.94% | <div style="width: 1.94%;"><div style="width: 1.94%;"></div></div> | 0 | 21 | 19 |
| GRN Hunter Wayne Crow | 5 | 0.24% | <div style="width: 0.24%;"><div style="width: 0.24%;"></div></div> | 0 | 4 | 1 |
| Total Votes Cast | 2,060 | 100.00% | <div style="width: 100.00%;"><div style="width: 100.00%;"></div></div> | 33 | 1,454 | 573 |
| Overvotes | 0 | | | 0 | 0 | 0 |
| Undervotes | 30 | | | 0 | 22 | 8 |

Justice, Supreme Ct. PI. 3

Vote For 1

| | TOTAL | VOTE % | | Absentee | Early Voting | Election Day |
|--------------------------|-------|---------|------------------------------------------------------------------------|----------|--------------|--------------|
| REP Debra Lehrmann | 1,714 | 83.33% | <div style="width: 83.33%;"><div style="width: 83.33%;"></div></div> | 9 | 1,230 | 475 |
| DEM Erin A. Nowell | 308 | 14.97% | <div style="width: 14.97%;"><div style="width: 14.97%;"></div></div> | 23 | 204 | 81 |
| LIB Thomas Edward Oxford | 35 | 1.70% | <div style="width: 1.70%;"><div style="width: 1.70%;"></div></div> | 0 | 18 | 17 |
| Total Votes Cast | 2,057 | 100.00% | <div style="width: 100.00%;"><div style="width: 100.00%;"></div></div> | 32 | 1,452 | 573 |
| Overvotes | 0 | | | 0 | 0 | 0 |
| Undervotes | 33 | | | 1 | 24 | 8 |

Justice, Supreme Ct. PI. 5

Vote For 1

| | TOTAL | VOTE % | | Absentee | Early Voting | Election Day |
|--------------------|-------|---------|------------------------------------------------------------------------|----------|--------------|--------------|
| REP Rebeca Huddle | 1,737 | 84.44% | <div style="width: 84.44%;"><div style="width: 84.44%;"></div></div> | 9 | 1,244 | 484 |
| DEM Amanda Reichel | 320 | 15.56% | <div style="width: 15.56%;"><div style="width: 15.56%;"></div></div> | 23 | 208 | 89 |
| Total Votes Cast | 2,057 | 100.00% | <div style="width: 100.00%;"><div style="width: 100.00%;"></div></div> | 32 | 1,452 | 573 |
| Overvotes | 0 | | | 0 | 0 | 0 |
| Undervotes | 33 | | | 1 | 24 | 8 |

Justice, Supreme Ct. PI. 9

Vote For 1




| | TOTAL | VOTE % | | Absentee | Early Voting | Election Day |
|---------------------|-------|---------|------------------------------------------------------------------------|----------|--------------|--------------|
| REP Evan Young | 1,723 | 84.17% | <div style="width: 84.17%;"><div style="width: 84.17%;"></div></div> | 9 | 1,238 | 476 |
| DEM Julia Maldonado | 324 | 15.83% | <div style="width: 15.83%;"><div style="width: 15.83%;"></div></div> | 23 | 209 | 92 |
| Total Votes Cast | 2,047 | 100.00% | <div style="width: 100.00%;"><div style="width: 100.00%;"></div></div> | 32 | 1,447 | 568 |
| Overvotes | 0 | | | 0 | 0 | 0 |
| Undervotes | 43 | | | 1 | 29 | 13 |

November 8, 2022

Smith County




Precinct 0028**Judge, Ct of Crim. Appeals, PI 5**

Vote For 1

| | TOTAL | VOTE % | | Absentee | Early Voting | Election Day |
|------------------|-------|---------|-----------------------------------------------------------------------------------|----------|--------------|--------------|
| REP Scott Walker | 1,731 | 84.48% |  | 9 | 1,241 | 481 |
| DEM Dana Huffman | 318 | 15.52% |  | 23 | 208 | 87 |
| Total Votes Cast | 2,049 | 100.00% |  | 32 | 1,449 | 568 |
| Overvotes | 0 | | | 0 | 0 | 0 |
| Undervotes | 41 | | | 1 | 27 | 13 |




Judge, Ct of Crim. Appeals, PI 6

Vote For 1

| | TOTAL | VOTE % | | Absentee | Early Voting | Election Day |
|---------------------------|-------|---------|-----------------------------------------------------------------------------------|----------|--------------|--------------|
| REP Jesse F. McClure, III | 1,730 | 84.64% |  | 9 | 1,243 | 478 |
| DEM Robert Johnson | 314 | 15.36% |  | 23 | 201 | 90 |
| Total Votes Cast | 2,044 | 100.00% |  | 32 | 1,444 | 568 |
| Overvotes | 0 | | | 0 | 0 | 0 |
| Undervotes | 46 | | | 1 | 32 | 13 |




State Representative, District 6

Vote For 1

| | TOTAL | VOTE % | | Absentee | Early Voting | Election Day |
|-------------------|-------|---------|-------------------------------------------------------------------------------------|----------|--------------|--------------|
| REP Matt Schaefer | 1,741 | 84.64% |  | 8 | 1,250 | 483 |
| DEM Cody J. Grace | 316 | 15.36% |  | 22 | 208 | 86 |
| Total Votes Cast | 2,057 | 100.00% |  | 30 | 1,458 | 569 |
| Overvotes | 0 | | | 0 | 0 | 0 |
| Undervotes | 33 | | | 3 | 18 | 12 |




Justice of the Peace, Pct. 3

Vote For 1

| | TOTAL | VOTE % | | Absentee | Early Voting | Election Day |
|------------------------|-------|---------|-------------------------------------------------------------------------------------|----------|--------------|--------------|
| REP James L. Meredith | 1,738 | 84.74% |  | 7 | 1,252 | 479 |
| DEM Dustin G. Stephens | 313 | 15.26% |  | 22 | 202 | 89 |
| Total Votes Cast | 2,051 | 100.00% |  | 29 | 1,454 | 568 |
| Overvotes | 0 | | | 0 | 0 | 0 |
| Undervotes | 39 | | | 4 | 22 | 13 |

Smith Prop A

Vote For 1

| | TOTAL | VOTE % | | Absentee | Early Voting | Election Day |
|------------------|-------|---------|-------------------------------------------------------------------------------------|----------|--------------|--------------|
| FOR | 1,066 | 52.10% |  | 20 | 782 | 264 |
| AGAINST | 980 | 47.90% |  | 10 | 668 | 302 |
| Total Votes Cast | 2,046 | 100.00% |  | 30 | 1,450 | 566 |
| Overvotes | 0 | | | 0 | 0 | 0 |
| Undervotes | 44 | | | 3 | 26 | 15 |




November 8, 2022

Smith County

Precinct 0028

WHISD Prop A

Vote For 1

| | TOTAL | VOTE % | | Absentee | Early Voting | Election Day |
|------------------|-------|---------|-----------------------------------------------------------------------------------|----------|--------------|--------------|
| FOR | 964 | 47.42% |  | 16 | 681 | 267 |
| AGAINST | 1,069 | 52.58% |  | 12 | 755 | 302 |
| Total Votes Cast | 2,033 | 100.00% |  | 28 | 1,436 | 569 |
| Overvotes | 0 | | | 0 | 0 | 0 |
| Undervotes | 57 | | | 5 | 40 | 12 |

November 8, 2022

Smith County

Precinct 0029**Statistics**

| | TOTAL | Absentee | Early Voting | Election Day |
|---------------------------|--------|----------|--------------|--------------|
| Registered Voters - Total | 2,030 | | | |
| Ballots Cast - Total | 915 | 24 | 377 | 514 |
| Ballots Cast - Blank | 0 | 0 | 0 | 0 |
| Voter Turnout - Total | 45.07% | | | |

US Representative, Dist 1

Vote For 1

| | TOTAL | VOTE % | Absentee | Early Voting | Election Day |
|--------------------------|-------|---------|----------|--------------|--------------|
| REP Nathaniel Moran | 736 | 81.15% | 6 | 311 | 419 |
| DEM Jrmar (JJ) Jefferson | 171 | 18.85% | 18 | 61 | 92 |
| Total Votes Cast | 907 | 100.00% | 24 | 372 | 511 |
| Overvotes | 0 | | 0 | 0 | 0 |
| Undervotes | 8 | | 0 | 5 | 3 |

Governor

Vote For 1

| | TOTAL | VOTE % | Absentee | Early Voting | Election Day |
|--------------------------------|-------|---------|----------|--------------|--------------|
| REP Greg Abbott | 732 | 80.18% | 6 | 310 | 416 |
| DEM Beto O'Rourke | 170 | 18.62% | 18 | 66 | 86 |
| LIB Mark Tippetts | 7 | 0.77% | 0 | 0 | 7 |
| GRN Delilah Barrios | 4 | 0.44% | 0 | 1 | 3 |
| Write-In Totals | 0 | 0.00% | 0 | 0 | 0 |
| Write-In: Jacqueline Abernathy | 0 | 0.00% | 0 | 0 | 0 |
| Write-In: Mark V Goloby | 0 | 0.00% | 0 | 0 | 0 |
| Write-In: Uncertified | 0 | 0.00% | 0 | 0 | 0 |
| Not Assigned | 0 | 0.00% | 0 | 0 | 0 |
| Total Votes Cast | 913 | 100.00% | 24 | 377 | 512 |
| Overvotes | 0 | | 0 | 0 | 0 |
| Undervotes | 2 | | 0 | 0 | 2 |

Lieutenant Governor

Vote For 1

| | TOTAL | VOTE % | Absentee | Early Voting | Election Day |
|-------------------|-------|---------|----------|--------------|--------------|
| REP Dan Patrick | 724 | 79.56% | 6 | 302 | 416 |
| DEM Mike Collier | 166 | 18.24% | 18 | 66 | 82 |
| LIB Shanna Steele | 20 | 2.20% | 0 | 9 | 11 |
| Total Votes Cast | 910 | 100.00% | 24 | 377 | 509 |
| Overvotes | 0 | | 0 | 0 | 0 |
| Undervotes | 5 | | 0 | 0 | 5 |

November 8, 2022

Smith County

Precinct 0029**Attorney General**

Vote For 1

| | TOTAL | VOTE % | | Absentee | Early Voting | Election Day |
|-----------------------------|-------|---------|------------------------------------------------------------------------|----------|--------------|--------------|
| REP Ken Paxton | 719 | 79.01% | <div style="width: 79.01%;"><div style="width: 79.01%;"></div></div> | 6 | 301 | 412 |
| DEM Rochelle Mercedes Garza | 169 | 18.57% | <div style="width: 18.57%;"><div style="width: 18.57%;"></div></div> | 18 | 66 | 85 |
| LIB Mark Ash | 22 | 2.42% | <div style="width: 2.42%;"><div style="width: 2.42%;"></div></div> | 0 | 8 | 14 |
| Total Votes Cast | 910 | 100.00% | <div style="width: 100.00%;"><div style="width: 100.00%;"></div></div> | 24 | 375 | 511 |
| Overvotes | 0 | | | 0 | 0 | 0 |
| Undervotes | 5 | | | 0 | 2 | 3 |

Comptroller of Public Accounts

Vote For 1

| | TOTAL | VOTE % | | Absentee | Early Voting | Election Day |
|--------------------------------|-------|---------|------------------------------------------------------------------------|----------|--------------|--------------|
| REP Glenn Hegar | 729 | 80.64% | <div style="width: 80.64%;"><div style="width: 80.64%;"></div></div> | 6 | 305 | 418 |
| DEM Janet T. Dudding | 160 | 17.70% | <div style="width: 17.70%;"><div style="width: 17.70%;"></div></div> | 18 | 64 | 78 |
| LIB V. Alonzo Echevarria-Garza | 15 | 1.66% | <div style="width: 1.66%;"><div style="width: 1.66%;"></div></div> | 0 | 5 | 10 |
| Total Votes Cast | 904 | 100.00% | <div style="width: 100.00%;"><div style="width: 100.00%;"></div></div> | 24 | 374 | 506 |
| Overvotes | 0 | | | 0 | 0 | 0 |
| Undervotes | 11 | | | 0 | 3 | 8 |

Comm. General Land Office

Vote For 1

| | TOTAL | VOTE % | | Absentee | Early Voting | Election Day |
|--------------------------------|-------|---------|------------------------------------------------------------------------|----------|--------------|--------------|
| REP Dawn Buckingham | 712 | 78.94% | <div style="width: 78.94%;"><div style="width: 78.94%;"></div></div> | 6 | 298 | 408 |
| DEM Jay Kleberg | 176 | 19.51% | <div style="width: 19.51%;"><div style="width: 19.51%;"></div></div> | 18 | 70 | 88 |
| GRN Alfred Molison, Jr. | 14 | 1.55% | <div style="width: 1.55%;"><div style="width: 1.55%;"></div></div> | 0 | 4 | 10 |
| Write-In Totals | 0 | 0.00% | <div style="width: 0.00%;"><div style="width: 0.00%;"></div></div> | 0 | 0 | 0 |
| Write-In: Carrie Evelyn Menger | 0 | 0.00% | <div style="width: 0.00%;"><div style="width: 0.00%;"></div></div> | 0 | 0 | 0 |
| Write-In: Uncertified | 0 | 0.00% | <div style="width: 0.00%;"><div style="width: 0.00%;"></div></div> | 0 | 0 | 0 |
| Not Assigned | 0 | 0.00% | <div style="width: 0.00%;"><div style="width: 0.00%;"></div></div> | 0 | 0 | 0 |
| Total Votes Cast | 902 | 100.00% | <div style="width: 100.00%;"><div style="width: 100.00%;"></div></div> | 24 | 372 | 506 |
| Overvotes | 0 | | | 0 | 0 | 0 |
| Undervotes | 13 | | | 0 | 5 | 8 |

Commissioner of Agriculture

Vote For 1






| | TOTAL | VOTE % | | Absentee | Early Voting | Election Day |
|------------------|-------|---------|------------------------------------------------------------------------|----------|--------------|--------------|
| REP Sid Miller | 730 | 80.75% | <div style="width: 80.75%;"><div style="width: 80.75%;"></div></div> | 7 | 301 | 422 |
| DEM Susan Hays | 174 | 19.25% | <div style="width: 19.25%;"><div style="width: 19.25%;"></div></div> | 17 | 70 | 87 |
| Total Votes Cast | 904 | 100.00% | <div style="width: 100.00%;"><div style="width: 100.00%;"></div></div> | 24 | 371 | 509 |
| Overvotes | 0 | | | 0 | 0 | 0 |
| Undervotes | 11 | | | 0 | 6 | 5 |

November 8, 2022

Smith County





Precinct 0029**Railroad Commissioner**

Vote For 1

| | TOTAL | VOTE % | | Absentee | Early Voting | Election Day |
|-----------------------|-------|---------|-----------------------------------------------------------------------------------|----------|--------------|--------------|
| REP Wayne Christian | 720 | 79.56% |  | 6 | 300 | 414 |
| DEM Luke Warford | 160 | 17.68% |  | 18 | 63 | 79 |
| LIB Jaime Andres Diez | 19 | 2.10% |  | 0 | 6 | 13 |
| GRN Hunter Wayne Crow | 6 | 0.66% |  | 0 | 3 | 3 |
| Total Votes Cast | 905 | 100.00% |  | 24 | 372 | 509 |
| Overvotes | 0 | | | 0 | 0 | 0 |
| Undervotes | 10 | | | 0 | 5 | 5 |




Justice, Supreme Ct. PI. 3

Vote For 1

| | TOTAL | VOTE % | | Absentee | Early Voting | Election Day |
|--------------------------|-------|---------|-----------------------------------------------------------------------------------|----------|--------------|--------------|
| REP Debra Lehrmann | 718 | 79.34% |  | 6 | 300 | 412 |
| DEM Erin A. Nowell | 163 | 18.01% |  | 18 | 64 | 81 |
| LIB Thomas Edward Oxford | 24 | 2.65% |  | 0 | 8 | 16 |
| Total Votes Cast | 905 | 100.00% |  | 24 | 372 | 509 |
| Overvotes | 0 | | | 0 | 0 | 0 |
| Undervotes | 10 | | | 0 | 5 | 5 |




Justice, Supreme Ct. PI. 5

Vote For 1

| | TOTAL | VOTE % | | Absentee | Early Voting | Election Day |
|--------------------|-------|---------|-------------------------------------------------------------------------------------|----------|--------------|--------------|
| REP Rebeca Huddle | 724 | 80.36% |  | 6 | 305 | 413 |
| DEM Amanda Reichel | 177 | 19.64% |  | 18 | 67 | 92 |
| Total Votes Cast | 901 | 100.00% |  | 24 | 372 | 505 |
| Overvotes | 0 | | | 0 | 0 | 0 |
| Undervotes | 14 | | | 0 | 5 | 9 |

Justice, Supreme Ct. PI. 9

Vote For 1

| | TOTAL | VOTE % | | Absentee | Early Voting | Election Day |
|---------------------|-------|---------|-------------------------------------------------------------------------------------|----------|--------------|--------------|
| REP Evan Young | 726 | 80.49% |  | 6 | 303 | 417 |
| DEM Julia Maldonado | 176 | 19.51% |  | 18 | 68 | 90 |
| Total Votes Cast | 902 | 100.00% |  | 24 | 371 | 507 |
| Overvotes | 0 | | | 0 | 0 | 0 |
| Undervotes | 13 | | | 0 | 6 | 7 |

November 8, 2022

Smith County

Precinct 0029**Judge, Ct of Crim. Appeals, PI 5**

Vote For 1

| | TOTAL | VOTE % | | Absentee | Early Voting | Election Day |
|------------------|-------|---------|------------------------------------------------|----------|--------------|--------------|
| REP Scott Walker | 730 | 80.84% | <div><div style="width: 80.84%;"></div></div> | 6 | 305 | 419 |
| DEM Dana Huffman | 173 | 19.16% | <div><div style="width: 19.16%;"></div></div> | 18 | 68 | 87 |
| Total Votes Cast | 903 | 100.00% | <div><div style="width: 100.00%;"></div></div> | 24 | 373 | 506 |
| Overvotes | 0 | | | 0 | 0 | 0 |
| Undervotes | 12 | | | 0 | 4 | 8 |

Judge, Ct of Crim. Appeals, PI 6

Vote For 1

| | TOTAL | VOTE % | | Absentee | Early Voting | Election Day |
|---------------------------|-------|---------|------------------------------------------------|----------|--------------|--------------|
| REP Jesse F. McClure, III | 722 | 80.49% | <div><div style="width: 80.49%;"></div></div> | 6 | 302 | 414 |
| DEM Robert Johnson | 175 | 19.51% | <div><div style="width: 19.51%;"></div></div> | 18 | 69 | 88 |
| Total Votes Cast | 897 | 100.00% | <div><div style="width: 100.00%;"></div></div> | 24 | 371 | 502 |
| Overvotes | 0 | | | 0 | 0 | 0 |
| Undervotes | 18 | | | 0 | 6 | 12 |

State Representative, District 6

Vote For 1

| | TOTAL | VOTE % | | Absentee | Early Voting | Election Day |
|-------------------|-------|---------|------------------------------------------------|----------|--------------|--------------|
| REP Matt Schaefer | 725 | 80.38% | <div><div style="width: 80.38%;"></div></div> | 6 | 304 | 415 |
| DEM Cody J. Grace | 177 | 19.62% | <div><div style="width: 19.62%;"></div></div> | 18 | 68 | 91 |
| Total Votes Cast | 902 | 100.00% | <div><div style="width: 100.00%;"></div></div> | 24 | 372 | 506 |
| Overvotes | 0 | | | 0 | 0 | 0 |
| Undervotes | 13 | | | 0 | 5 | 8 |

Justice of the Peace, Pct. 3

Vote For 1

| | TOTAL | VOTE % | | Absentee | Early Voting | Election Day |
|------------------------|-------|---------|------------------------------------------------|----------|--------------|--------------|
| REP James L. Meredith | 751 | 82.53% | <div><div style="width: 82.53%;"></div></div> | 6 | 316 | 429 |
| DEM Dustin G. Stephens | 159 | 17.47% | <div><div style="width: 17.47%;"></div></div> | 18 | 61 | 80 |
| Total Votes Cast | 910 | 100.00% | <div><div style="width: 100.00%;"></div></div> | 24 | 377 | 509 |
| Overvotes | 0 | | | 0 | 0 | 0 |
| Undervotes | 5 | | | 0 | 0 | 5 |

Smith Prop A

Vote For 1

| | TOTAL | VOTE % | | Absentee | Early Voting | Election Day |
|------------------|-------|---------|------------------------------------------------|----------|--------------|--------------|
| FOR | 388 | 43.26% | <div><div style="width: 43.26%;"></div></div> | 15 | 166 | 207 |
| AGAINST | 509 | 56.74% | <div><div style="width: 56.74%;"></div></div> | 9 | 198 | 302 |
| Total Votes Cast | 897 | 100.00% | <div><div style="width: 100.00%;"></div></div> | 24 | 364 | 509 |
| Overvotes | 0 | | | 0 | 0 | 0 |
| Undervotes | 18 | | | 0 | 13 | 5 |

November 8, 2022

Smith County

Precinct 0030**Statistics**

| | TOTAL | Absentee | Early Voting | Election Day |
|---------------------------|--------|----------|--------------|--------------|
| Registered Voters - Total | 4,619 | | | |
| Ballots Cast - Total | 2,355 | 43 | 1,619 | 693 |
| Ballots Cast - Blank | 0 | 0 | 0 | 0 |
| Voter Turnout - Total | 50.99% | | | |

US Representative, Dist 1

Vote For 1

| | TOTAL | VOTE % | Absentee | Early Voting | Election Day |
|-------------------------|-------|---------|----------|--------------|--------------|
| REP Nathaniel Moran | 1,998 | 85.28% | 34 | 1,384 | 580 |
| DEM Jrmr (JJ) Jefferson | 345 | 14.72% | 9 | 228 | 108 |
| Total Votes Cast | 2,343 | 100.00% | 43 | 1,612 | 688 |
| Overvotes | 0 | | 0 | 0 | 0 |
| Undervotes | 12 | | 0 | 7 | 5 |

Governor

Vote For 1

| | TOTAL | VOTE % | Absentee | Early Voting | Election Day |
|--------------------------------|-------|---------|----------|--------------|--------------|
| REP Greg Abbott | 1,932 | 82.28% | 32 | 1,350 | 550 |
| DEM Beto O'Rourke | 379 | 16.14% | 8 | 252 | 119 |
| LIB Mark Tippetts | 22 | 0.94% | 0 | 8 | 14 |
| GRN Delilah Barrios | 14 | 0.60% | 0 | 6 | 8 |
| Write-In Totals | 1 | 0.04% | 0 | 1 | 0 |
| Write-In: Uncertified | 1 | 0.04% | 0 | 1 | 0 |
| Write-In: Jacqueline Abernathy | 0 | 0.00% | 0 | 0 | 0 |
| Write-In: Mark V Goloby | 0 | 0.00% | 0 | 0 | 0 |
| Not Assigned | 0 | 0.00% | 0 | 0 | 0 |
| Total Votes Cast | 2,348 | 100.00% | 40 | 1,617 | 691 |
| Overvotes | 1 | | 1 | 0 | 0 |
| Undervotes | 6 | | 2 | 2 | 2 |

Lieutenant Governor

Vote For 1

| | TOTAL | VOTE % | Absentee | Early Voting | Election Day |
|-------------------|-------|---------|----------|--------------|--------------|
| REP Dan Patrick | 1,914 | 81.90% | 33 | 1,334 | 547 |
| DEM Mike Collier | 362 | 15.49% | 8 | 243 | 111 |
| LIB Shanna Steele | 61 | 2.61% | 0 | 33 | 28 |
| Total Votes Cast | 2,337 | 100.00% | 41 | 1,610 | 686 |
| Overvotes | 0 | | 0 | 0 | 0 |
| Undervotes | 18 | | 2 | 9 | 7 |

November 8, 2022

Smith County

Precinct 0030**Attorney General**

Vote For 1

| | TOTAL | VOTE % | | Absentee | Early Voting | Election Day |
|-----------------------------|-------|---------|------------------------------------------------------------------------|----------|--------------|--------------|
| REP Ken Paxton | 1,901 | 81.45% | <div style="width: 81.45%;"><div style="width: 81.45%;"></div></div> | 33 | 1,323 | 545 |
| DEM Rochelle Mercedes Garza | 372 | 15.94% | <div style="width: 15.94%;"><div style="width: 15.94%;"></div></div> | 8 | 245 | 119 |
| LIB Mark Ash | 61 | 2.61% | <div style="width: 2.61%;"><div style="width: 2.61%;"></div></div> | 0 | 36 | 25 |
| Total Votes Cast | 2,334 | 100.00% | <div style="width: 100.00%;"><div style="width: 100.00%;"></div></div> | 41 | 1,604 | 689 |
| Overvotes | 0 | | | 0 | 0 | 0 |
| Undervotes | 21 | | | 2 | 15 | 4 |

Comptroller of Public Accounts

Vote For 1

| | TOTAL | VOTE % | | Absentee | Early Voting | Election Day |
|--------------------------------|-------|---------|------------------------------------------------------------------------|----------|--------------|--------------|
| REP Glenn Hegar | 1,925 | 82.87% | <div style="width: 82.87%;"><div style="width: 82.87%;"></div></div> | 33 | 1,345 | 547 |
| DEM Janet T. Dudding | 350 | 15.07% | <div style="width: 15.07%;"><div style="width: 15.07%;"></div></div> | 8 | 230 | 112 |
| LIB V. Alonzo Echevarria-Garza | 48 | 2.07% | <div style="width: 2.07%;"><div style="width: 2.07%;"></div></div> | 0 | 24 | 24 |
| Total Votes Cast | 2,323 | 100.00% | <div style="width: 100.00%;"><div style="width: 100.00%;"></div></div> | 41 | 1,599 | 683 |
| Overvotes | 0 | | | 0 | 0 | 0 |
| Undervotes | 32 | | | 2 | 20 | 10 |

Comm. General Land Office

Vote For 1

| | TOTAL | VOTE % | | Absentee | Early Voting | Election Day |
|--------------------------------|-------|---------|------------------------------------------------------------------------|----------|--------------|--------------|
| REP Dawn Buckingham | 1,911 | 82.23% | <div style="width: 82.23%;"><div style="width: 82.23%;"></div></div> | 34 | 1,319 | 558 |
| DEM Jay Kleberg | 381 | 16.39% | <div style="width: 16.39%;"><div style="width: 16.39%;"></div></div> | 7 | 259 | 115 |
| GRN Alfred Molison, Jr. | 30 | 1.29% | <div style="width: 1.29%;"><div style="width: 1.29%;"></div></div> | 0 | 19 | 11 |
| Write-In Totals | 2 | 0.09% | <div style="width: 0.09%;"><div style="width: 0.09%;"></div></div> | 0 | 1 | 1 |
| Write-In: Carrie Evelyn Menger | 2 | 0.09% | <div style="width: 0.09%;"><div style="width: 0.09%;"></div></div> | 0 | 1 | 1 |
| Write-In: Uncertified | 0 | 0.00% | <div style="width: 0.00%;"><div style="width: 0.00%;"></div></div> | 0 | 0 | 0 |
| Not Assigned | 0 | 0.00% | <div style="width: 0.00%;"><div style="width: 0.00%;"></div></div> | 0 | 0 | 0 |
| Total Votes Cast | 2,324 | 100.00% | <div style="width: 100.00%;"><div style="width: 100.00%;"></div></div> | 41 | 1,598 | 685 |
| Overvotes | 0 | | | 0 | 0 | 0 |
| Undervotes | 31 | | | 2 | 21 | 8 |

Commissioner of Agriculture

Vote For 1






| | TOTAL | VOTE % | | Absentee | Early Voting | Election Day |
|------------------|-------|---------|------------------------------------------------------------------------|----------|--------------|--------------|
| REP Sid Miller | 1,921 | 83.41% | <div style="width: 83.41%;"><div style="width: 83.41%;"></div></div> | 33 | 1,336 | 552 |
| DEM Susan Hays | 382 | 16.59% | <div style="width: 16.59%;"><div style="width: 16.59%;"></div></div> | 8 | 252 | 122 |
| Total Votes Cast | 2,303 | 100.00% | <div style="width: 100.00%;"><div style="width: 100.00%;"></div></div> | 41 | 1,588 | 674 |
| Overvotes | 0 | | | 0 | 0 | 0 |
| Undervotes | 52 | | | 2 | 31 | 19 |

November 8, 2022

Smith County





Precinct 0030**Railroad Commissioner**

Vote For 1

| | TOTAL | VOTE % | | Absentee | Early Voting | Election Day |
|-----------------------|-------|---------|-----------------------------------------------------------------------------------|----------|--------------|--------------|
| REP Wayne Christian | 1,901 | 82.37% |  | 34 | 1,334 | 533 |
| DEM Luke Warford | 332 | 14.38% |  | 6 | 228 | 98 |
| LIB Jaime Andres Diez | 51 | 2.21% |  | 0 | 19 | 32 |
| GRN Hunter Wayne Crow | 24 | 1.04% |  | 1 | 12 | 11 |
| Total Votes Cast | 2,308 | 100.00% |  | 41 | 1,593 | 674 |
| Overvotes | 0 | | | 0 | 0 | 0 |
| Undervotes | 47 | | | 2 | 26 | 19 |




Justice, Supreme Ct. PI. 3

Vote For 1

| | TOTAL | VOTE % | | Absentee | Early Voting | Election Day |
|--------------------------|-------|---------|-----------------------------------------------------------------------------------|----------|--------------|--------------|
| REP Debra Lehrmann | 1,898 | 82.13% |  | 33 | 1,321 | 544 |
| DEM Erin A. Nowell | 364 | 15.75% |  | 8 | 243 | 113 |
| LIB Thomas Edward Oxford | 49 | 2.12% |  | 0 | 26 | 23 |
| Total Votes Cast | 2,311 | 100.00% |  | 41 | 1,590 | 680 |
| Overvotes | 0 | | | 0 | 0 | 0 |
| Undervotes | 44 | | | 2 | 29 | 13 |




Justice, Supreme Ct. PI. 5

Vote For 1

| | TOTAL | VOTE % | | Absentee | Early Voting | Election Day |
|--------------------|-------|---------|-------------------------------------------------------------------------------------|----------|--------------|--------------|
| REP Rebeca Huddle | 1,927 | 83.67% |  | 34 | 1,342 | 551 |
| DEM Amanda Reichel | 376 | 16.33% |  | 7 | 245 | 124 |
| Total Votes Cast | 2,303 | 100.00% |  | 41 | 1,587 | 675 |
| Overvotes | 0 | | | 0 | 0 | 0 |
| Undervotes | 52 | | | 2 | 32 | 18 |

Justice, Supreme Ct. PI. 9

Vote For 1

| | TOTAL | VOTE % | | Absentee | Early Voting | Election Day |
|---------------------|-------|---------|-------------------------------------------------------------------------------------|----------|--------------|--------------|
| REP Evan Young | 1,922 | 83.49% |  | 33 | 1,334 | 555 |
| DEM Julia Maldonado | 380 | 16.51% |  | 8 | 251 | 121 |
| Total Votes Cast | 2,302 | 100.00% |  | 41 | 1,585 | 676 |
| Overvotes | 0 | | | 0 | 0 | 0 |
| Undervotes | 53 | | | 2 | 34 | 17 |

November 8, 2022

Smith County

Precinct 0030**Judge, Ct of Crim. Appeals, PI 5**

Vote For 1

| | TOTAL | VOTE % | | Absentee | Early Voting | Election Day |
|------------------|-------|---------|------------------------------------------------------------------------|----------|--------------|--------------|
| REP Scott Walker | 1,938 | 84.11% | <div style="width: 84.11%;"><div style="width: 84.11%;"></div></div> | 33 | 1,342 | 563 |
| DEM Dana Huffman | 366 | 15.89% | <div style="width: 15.89%;"><div style="width: 15.89%;"></div></div> | 8 | 244 | 114 |
| Total Votes Cast | 2,304 | 100.00% | <div style="width: 100.00%;"><div style="width: 100.00%;"></div></div> | 41 | 1,586 | 677 |
| Overvotes | 0 | | | 0 | 0 | 0 |
| Undervotes | 51 | | | 2 | 33 | 16 |

Judge, Ct of Crim. Appeals, PI 6

Vote For 1

| | TOTAL | VOTE % | | Absentee | Early Voting | Election Day |
|---------------------------|-------|---------|------------------------------------------------------------------------|----------|--------------|--------------|
| REP Jesse F. McClure, III | 1,924 | 84.09% | <div style="width: 84.09%;"><div style="width: 84.09%;"></div></div> | 34 | 1,334 | 556 |
| DEM Robert Johnson | 364 | 15.91% | <div style="width: 15.91%;"><div style="width: 15.91%;"></div></div> | 7 | 247 | 110 |
| Total Votes Cast | 2,288 | 100.00% | <div style="width: 100.00%;"><div style="width: 100.00%;"></div></div> | 41 | 1,581 | 666 |
| Overvotes | 0 | | | 0 | 0 | 0 |
| Undervotes | 67 | | | 2 | 38 | 27 |

State Representative, District 6

Vote For 1

| | TOTAL | VOTE % | | Absentee | Early Voting | Election Day |
|-------------------|-------|---------|------------------------------------------------------------------------|----------|--------------|--------------|
| REP Matt Schaefer | 1,937 | 83.64% | <div style="width: 83.64%;"><div style="width: 83.64%;"></div></div> | 30 | 1,346 | 561 |
| DEM Cody J. Grace | 379 | 16.36% | <div style="width: 16.36%;"><div style="width: 16.36%;"></div></div> | 7 | 251 | 121 |
| Total Votes Cast | 2,316 | 100.00% | <div style="width: 100.00%;"><div style="width: 100.00%;"></div></div> | 37 | 1,597 | 682 |
| Overvotes | 0 | | | 0 | 0 | 0 |
| Undervotes | 39 | | | 6 | 22 | 11 |

Justice of the Peace, Pct. 3

Vote For 1

| | TOTAL | VOTE % | | Absentee | Early Voting | Election Day |
|------------------------|-------|---------|------------------------------------------------------------------------|----------|--------------|--------------|
| REP James L. Meredith | 1,962 | 84.72% | <div style="width: 84.72%;"><div style="width: 84.72%;"></div></div> | 30 | 1,360 | 572 |
| DEM Dustin G. Stephens | 354 | 15.28% | <div style="width: 15.28%;"><div style="width: 15.28%;"></div></div> | 7 | 234 | 113 |
| Total Votes Cast | 2,316 | 100.00% | <div style="width: 100.00%;"><div style="width: 100.00%;"></div></div> | 37 | 1,594 | 685 |
| Overvotes | 0 | | | 0 | 0 | 0 |
| Undervotes | 39 | | | 6 | 25 | 8 |

Smith Prop A

Vote For 1

| | TOTAL | VOTE % | | Absentee | Early Voting | Election Day |
|------------------|-------|---------|------------------------------------------------------------------------|----------|--------------|--------------|
| FOR | 1,212 | 52.54% | <div style="width: 52.54%;"><div style="width: 52.54%;"></div></div> | 21 | 870 | 321 |
| AGAINST | 1,095 | 47.46% | <div style="width: 47.46%;"><div style="width: 47.46%;"></div></div> | 15 | 723 | 357 |
| Total Votes Cast | 2,307 | 100.00% | <div style="width: 100.00%;"><div style="width: 100.00%;"></div></div> | 36 | 1,593 | 678 |
| Overvotes | 0 | | | 0 | 0 | 0 |
| Undervotes | 48 | | | 7 | 26 | 15 |




November 8, 2022

Smith County

Precinct 0030

WHISD Prop A

Vote For 1

| | TOTAL | VOTE % | | Absentee | Early Voting | Election Day |
|------------------|-------|---------|-----------------------------------------------------------------------------------|----------|--------------|--------------|
| FOR | 1,080 | 47.08% |  | 20 | 743 | 317 |
| AGAINST | 1,214 | 52.92% |  | 15 | 840 | 359 |
| Total Votes Cast | 2,294 | 100.00% |  | 35 | 1,583 | 676 |
| Overvotes | 0 | | | 0 | 0 | 0 |
| Undervotes | 61 | | | 8 | 36 | 17 |

November 8, 2022

Smith County

Precinct 0031

Statistics

| | TOTAL | Absentee | Early Voting | Election Day |
|---------------------------|--------|----------|--------------|--------------|
| Registered Voters - Total | 3,616 | | | |
| Ballots Cast - Total | 1,936 | 58 | 1,210 | 668 |
| Ballots Cast - Blank | 0 | 0 | 0 | 0 |
| Voter Turnout - Total | 53.54% | | | |

US Representative, Dist 1

Vote For 1

| | TOTAL | VOTE % | Absentee | Early Voting | Election Day |
|--------------------------|-------|---------|----------|--------------|--------------|
| REP Nathaniel Moran | 1,688 | 88.24% | 37 | 1,068 | 583 |
| DEM Jrmar (JJ) Jefferson | 225 | 11.76% | 16 | 132 | 77 |
| Total Votes Cast | 1,913 | 100.00% | 53 | 1,200 | 660 |
| Overvotes | 0 | | 0 | 0 | 0 |
| Undervotes | 23 | | 5 | 10 | 8 |

Governor

Vote For 1

| | TOTAL | VOTE % | Absentee | Early Voting | Election Day |
|--------------------------------|-------|---------|----------|--------------|--------------|
| REP Greg Abbott | 1,672 | 86.63% | 37 | 1,059 | 576 |
| DEM Beto O'Rourke | 241 | 12.49% | 18 | 141 | 82 |
| LIB Mark Tippetts | 14 | 0.73% | 2 | 5 | 7 |
| GRN Delilah Barrios | 2 | 0.10% | 0 | 2 | 0 |
| Write-In Totals | 1 | 0.05% | 0 | 0 | 1 |
| Write-In: Jacqueline Abernathy | 1 | 0.05% | 0 | 0 | 1 |
| Write-In: Mark V Goloby | 0 | 0.00% | 0 | 0 | 0 |
| Write-In: Uncertified | 0 | 0.00% | 0 | 0 | 0 |
| Not Assigned | 0 | 0.00% | 0 | 0 | 0 |
| Total Votes Cast | 1,930 | 100.00% | 57 | 1,207 | 666 |
| Overvotes | 0 | | 0 | 0 | 0 |
| Undervotes | 6 | | 1 | 3 | 2 |

Lieutenant Governor

Vote For 1

| | TOTAL | VOTE % | Absentee | Early Voting | Election Day |
|-------------------|-------|---------|----------|--------------|--------------|
| REP Dan Patrick | 1,651 | 85.68% | 39 | 1,045 | 567 |
| DEM Mike Collier | 238 | 12.35% | 19 | 144 | 75 |
| LIB Shanna Steele | 38 | 1.97% | 0 | 17 | 21 |
| Total Votes Cast | 1,927 | 100.00% | 58 | 1,206 | 663 |
| Overvotes | 0 | | 0 | 0 | 0 |
| Undervotes | 9 | | 0 | 4 | 5 |

November 8, 2022

Smith County

Precinct 0031**Attorney General**

Vote For 1

| | TOTAL | VOTE % | | Absentee | Early Voting | Election Day |
|-----------------------------|-------|---------|------------------------------------------------------------------------|----------|--------------|--------------|
| REP Ken Paxton | 1,619 | 84.28% | <div style="width: 84.28%;"><div style="width: 84.28%;"></div></div> | 38 | 1,027 | 554 |
| DEM Rochelle Mercedes Garza | 256 | 13.33% | <div style="width: 13.33%;"><div style="width: 13.33%;"></div></div> | 20 | 150 | 86 |
| LIB Mark Ash | 46 | 2.39% | <div style="width: 2.39%;"><div style="width: 2.39%;"></div></div> | 0 | 26 | 20 |
| Total Votes Cast | 1,921 | 100.00% | <div style="width: 100.00%;"><div style="width: 100.00%;"></div></div> | 58 | 1,203 | 660 |
| Overvotes | 0 | | | 0 | 0 | 0 |
| Undervotes | 15 | | | 0 | 7 | 8 |

Comptroller of Public Accounts

Vote For 1

| | TOTAL | VOTE % | | Absentee | Early Voting | Election Day |
|--------------------------------|-------|---------|------------------------------------------------------------------------|----------|--------------|--------------|
| REP Glenn Hegar | 1,648 | 86.15% | <div style="width: 86.15%;"><div style="width: 86.15%;"></div></div> | 39 | 1,047 | 562 |
| DEM Janet T. Dudding | 234 | 12.23% | <div style="width: 12.23%;"><div style="width: 12.23%;"></div></div> | 18 | 138 | 78 |
| LIB V. Alonzo Echevarria-Garza | 31 | 1.62% | <div style="width: 1.62%;"><div style="width: 1.62%;"></div></div> | 1 | 14 | 16 |
| Total Votes Cast | 1,913 | 100.00% | <div style="width: 100.00%;"><div style="width: 100.00%;"></div></div> | 58 | 1,199 | 656 |
| Overvotes | 0 | | | 0 | 0 | 0 |
| Undervotes | 23 | | | 0 | 11 | 12 |

Comm. General Land Office

Vote For 1

| | TOTAL | VOTE % | | Absentee | Early Voting | Election Day |
|--------------------------------|-------|---------|------------------------------------------------------------------------|----------|--------------|--------------|
| REP Dawn Buckingham | 1,629 | 85.65% | <div style="width: 85.65%;"><div style="width: 85.65%;"></div></div> | 38 | 1,030 | 561 |
| DEM Jay Kleberg | 253 | 13.30% | <div style="width: 13.30%;"><div style="width: 13.30%;"></div></div> | 19 | 154 | 80 |
| GRN Alfred Molison, Jr. | 17 | 0.89% | <div style="width: 0.89%;"><div style="width: 0.89%;"></div></div> | 1 | 12 | 4 |
| Write-In Totals | 3 | 0.16% | <div style="width: 0.16%;"><div style="width: 0.16%;"></div></div> | 0 | 1 | 2 |
| Write-In: Carrie Evelyn Menger | 2 | 0.11% | <div style="width: 0.11%;"><div style="width: 0.11%;"></div></div> | 0 | 1 | 1 |
| Write-In: Uncertified | 1 | 0.05% | <div style="width: 0.05%;"><div style="width: 0.05%;"></div></div> | 0 | 0 | 1 |
| Not Assigned | 0 | 0.00% | <div style="width: 0.00%;"><div style="width: 0.00%;"></div></div> | 0 | 0 | 0 |
| Total Votes Cast | 1,902 | 100.00% | <div style="width: 100.00%;"><div style="width: 100.00%;"></div></div> | 58 | 1,197 | 647 |
| Overvotes | 0 | | | 0 | 0 | 0 |
| Undervotes | 34 | | | 0 | 13 | 21 |

Commissioner of Agriculture

Vote For 1






| | TOTAL | VOTE % | | Absentee | Early Voting | Election Day |
|------------------|-------|---------|------------------------------------------------------------------------|----------|--------------|--------------|
| REP Sid Miller | 1,654 | 87.05% | <div style="width: 87.05%;"><div style="width: 87.05%;"></div></div> | 39 | 1,043 | 572 |
| DEM Susan Hays | 246 | 12.95% | <div style="width: 12.95%;"><div style="width: 12.95%;"></div></div> | 19 | 149 | 78 |
| Total Votes Cast | 1,900 | 100.00% | <div style="width: 100.00%;"><div style="width: 100.00%;"></div></div> | 58 | 1,192 | 650 |
| Overvotes | 0 | | | 0 | 0 | 0 |
| Undervotes | 36 | | | 0 | 18 | 18 |

November 8, 2022

Smith County





Precinct 0031**Railroad Commissioner**

Vote For 1

| | TOTAL | VOTE % | | Absentee | Early Voting | Election Day |
|-----------------------|-------|---------|-----------------------------------------------------------------------------------|----------|--------------|--------------|
| REP Wayne Christian | 1,630 | 85.74% |  | 38 | 1,036 | 556 |
| DEM Luke Warford | 222 | 11.68% |  | 17 | 134 | 71 |
| LIB Jaime Andres Diez | 32 | 1.68% |  | 1 | 16 | 15 |
| GRN Hunter Wayne Crow | 17 | 0.89% |  | 2 | 9 | 6 |
| Total Votes Cast | 1,901 | 100.00% |  | 58 | 1,195 | 648 |
| Overvotes | 0 | | | 0 | 0 | 0 |
| Undervotes | 35 | | | 0 | 15 | 20 |




Justice, Supreme Ct. PI. 3

Vote For 1

| | TOTAL | VOTE % | | Absentee | Early Voting | Election Day |
|--------------------------|-------|---------|-----------------------------------------------------------------------------------|----------|--------------|--------------|
| REP Debra Lehrmann | 1,659 | 86.86% |  | 39 | 1,050 | 570 |
| DEM Erin A. Nowell | 229 | 11.99% |  | 17 | 136 | 76 |
| LIB Thomas Edward Oxford | 22 | 1.15% |  | 2 | 10 | 10 |
| Total Votes Cast | 1,910 | 100.00% |  | 58 | 1,196 | 656 |
| Overvotes | 0 | | | 0 | 0 | 0 |
| Undervotes | 26 | | | 0 | 14 | 12 |




Justice, Supreme Ct. PI. 5

Vote For 1

| | TOTAL | VOTE % | | Absentee | Early Voting | Election Day |
|--------------------|-------|---------|-------------------------------------------------------------------------------------|----------|--------------|--------------|
| REP Rebeca Huddle | 1,660 | 87.32% |  | 38 | 1,054 | 568 |
| DEM Amanda Reichel | 241 | 12.68% |  | 20 | 141 | 80 |
| Total Votes Cast | 1,901 | 100.00% |  | 58 | 1,195 | 648 |
| Overvotes | 0 | | | 0 | 0 | 0 |
| Undervotes | 35 | | | 0 | 15 | 20 |

Justice, Supreme Ct. PI. 9

Vote For 1

| | TOTAL | VOTE % | | Absentee | Early Voting | Election Day |
|---------------------|-------|---------|-------------------------------------------------------------------------------------|----------|--------------|--------------|
| REP Evan Young | 1,655 | 87.11% |  | 39 | 1,046 | 570 |
| DEM Julia Maldonado | 245 | 12.89% |  | 19 | 146 | 80 |
| Total Votes Cast | 1,900 | 100.00% |  | 58 | 1,192 | 650 |
| Overvotes | 0 | | | 0 | 0 | 0 |
| Undervotes | 36 | | | 0 | 18 | 18 |

November 8, 2022

Smith County

Precinct 0031**Judge, Ct of Crim. Appeals, PI 5**

Vote For 1

| | TOTAL | VOTE % | | Absentee | Early Voting | Election Day |
|------------------|-------|---------|------------------------------------------------------------------------|----------|--------------|--------------|
| REP Scott Walker | 1,654 | 87.05% | <div style="width: 87.05%;"><div style="width: 87.05%;"></div></div> | 38 | 1,046 | 570 |
| DEM Dana Huffman | 246 | 12.95% | <div style="width: 12.95%;"><div style="width: 12.95%;"></div></div> | 18 | 148 | 80 |
| Total Votes Cast | 1,900 | 100.00% | <div style="width: 100.00%;"><div style="width: 100.00%;"></div></div> | 56 | 1,194 | 650 |
| Overvotes | 0 | | | 0 | 0 | 0 |
| Undervotes | 36 | | | 2 | 16 | 18 |

Judge, Ct of Crim. Appeals, PI 6

Vote For 1

| | TOTAL | VOTE % | | Absentee | Early Voting | Election Day |
|---------------------------|-------|---------|------------------------------------------------------------------------|----------|--------------|--------------|
| REP Jesse F. McClure, III | 1,657 | 87.53% | <div style="width: 87.53%;"><div style="width: 87.53%;"></div></div> | 38 | 1,051 | 568 |
| DEM Robert Johnson | 236 | 12.47% | <div style="width: 12.47%;"><div style="width: 12.47%;"></div></div> | 18 | 139 | 79 |
| Total Votes Cast | 1,893 | 100.00% | <div style="width: 100.00%;"><div style="width: 100.00%;"></div></div> | 56 | 1,190 | 647 |
| Overvotes | 0 | | | 0 | 0 | 0 |
| Undervotes | 43 | | | 2 | 20 | 21 |

State Representative, District 6

Vote For 1

| | TOTAL | VOTE % | | Absentee | Early Voting | Election Day |
|-------------------|-------|---------|------------------------------------------------------------------------|----------|--------------|--------------|
| REP Matt Schaefer | 1,658 | 87.08% | <div style="width: 87.08%;"><div style="width: 87.08%;"></div></div> | 34 | 1,049 | 575 |
| DEM Cody J. Grace | 246 | 12.92% | <div style="width: 12.92%;"><div style="width: 12.92%;"></div></div> | 20 | 147 | 79 |
| Total Votes Cast | 1,904 | 100.00% | <div style="width: 100.00%;"><div style="width: 100.00%;"></div></div> | 54 | 1,196 | 654 |
| Overvotes | 0 | | | 0 | 0 | 0 |
| Undervotes | 32 | | | 4 | 14 | 14 |

Justice of the Peace, Pct. 3

Vote For 1

| | TOTAL | VOTE % | | Absentee | Early Voting | Election Day |
|------------------------|-------|---------|------------------------------------------------------------------------|----------|--------------|--------------|
| REP James L. Meredith | 1,666 | 87.55% | <div style="width: 87.55%;"><div style="width: 87.55%;"></div></div> | 35 | 1,057 | 574 |
| DEM Dustin G. Stephens | 237 | 12.45% | <div style="width: 12.45%;"><div style="width: 12.45%;"></div></div> | 18 | 143 | 76 |
| Total Votes Cast | 1,903 | 100.00% | <div style="width: 100.00%;"><div style="width: 100.00%;"></div></div> | 53 | 1,200 | 650 |
| Overvotes | 0 | | | 0 | 0 | 0 |
| Undervotes | 33 | | | 5 | 10 | 18 |

Smith Prop A

Vote For 1

| | TOTAL | VOTE % | | Absentee | Early Voting | Election Day |
|------------------|-------|---------|------------------------------------------------------------------------|----------|--------------|--------------|
| FOR | 973 | 51.45% | <div style="width: 51.45%;"><div style="width: 51.45%;"></div></div> | 23 | 622 | 328 |
| AGAINST | 918 | 48.55% | <div style="width: 48.55%;"><div style="width: 48.55%;"></div></div> | 30 | 564 | 324 |
| Total Votes Cast | 1,891 | 100.00% | <div style="width: 100.00%;"><div style="width: 100.00%;"></div></div> | 53 | 1,186 | 652 |
| Overvotes | 0 | | | 0 | 0 | 0 |
| Undervotes | 45 | | | 5 | 24 | 16 |




November 8, 2022

Smith County

Precinct 0031

WHISD Prop A

Vote For 1

| | TOTAL | VOTE % | | Absentee | Early Voting | Election Day |
|------------------|-------|---------|-----------------------------------------------------------------------------------|----------|--------------|--------------|
| FOR | 36 | 47.37% |  | 4 | 28 | 4 |
| AGAINST | 40 | 52.63% |  | 1 | 36 | 3 |
| Total Votes Cast | 76 | 100.00% |  | 5 | 64 | 7 |
| Overvotes | 0 | | | 0 | 0 | 0 |
| Undervotes | 2 | | | 0 | 1 | 1 |

November 8, 2022

Smith County

Precinct 0032

Statistics

| | TOTAL | Absentee | Early Voting | Election Day |
|---------------------------|--------|----------|--------------|--------------|
| Registered Voters - Total | 979 | | | |
| Ballots Cast - Total | 321 | 9 | 197 | 115 |
| Ballots Cast - Blank | 0 | 0 | 0 | 0 |
| Voter Turnout - Total | 32.79% | | | |

US Representative, Dist 1

Vote For 1

| | TOTAL | VOTE % | Absentee | Early Voting | Election Day |
|--------------------------|-------|---------|----------|--------------|--------------|
| REP Nathaniel Moran | 214 | 67.30% | 3 | 131 | 80 |
| DEM Jrmar (JJ) Jefferson | 104 | 32.70% | 5 | 65 | 34 |
| Total Votes Cast | 318 | 100.00% | 8 | 196 | 114 |
| Overvotes | 0 | | 0 | 0 | 0 |
| Undervotes | 3 | | 1 | 1 | 1 |

Governor

Vote For 1

| | TOTAL | VOTE % | Absentee | Early Voting | Election Day |
|--------------------------------|-------|---------|----------|--------------|--------------|
| REP Greg Abbott | 212 | 66.04% | 4 | 128 | 80 |
| DEM Beto O'Rourke | 104 | 32.40% | 5 | 66 | 33 |
| LIB Mark Tippetts | 4 | 1.25% | 0 | 3 | 1 |
| GRN Delilah Barrios | 1 | 0.31% | 0 | 0 | 1 |
| Write-In Totals | 0 | 0.00% | 0 | 0 | 0 |
| Write-In: Jacqueline Abernathy | 0 | 0.00% | 0 | 0 | 0 |
| Write-In: Mark V Goloby | 0 | 0.00% | 0 | 0 | 0 |
| Write-In: Uncertified | 0 | 0.00% | 0 | 0 | 0 |
| Not Assigned | 0 | 0.00% | 0 | 0 | 0 |
| Total Votes Cast | 321 | 100.00% | 9 | 197 | 115 |
| Overvotes | 0 | | 0 | 0 | 0 |
| Undervotes | 0 | | 0 | 0 | 0 |

Lieutenant Governor

Vote For 1

| | TOTAL | VOTE % | Absentee | Early Voting | Election Day |
|-------------------|-------|---------|----------|--------------|--------------|
| REP Dan Patrick | 206 | 64.58% | 4 | 126 | 76 |
| DEM Mike Collier | 105 | 32.92% | 5 | 66 | 34 |
| LIB Shanna Steele | 8 | 2.51% | 0 | 4 | 4 |
| Total Votes Cast | 319 | 100.00% | 9 | 196 | 114 |
| Overvotes | 0 | | 0 | 0 | 0 |
| Undervotes | 2 | | 0 | 1 | 1 |

November 8, 2022

Smith County

Precinct 0032**Attorney General**

Vote For 1

| | TOTAL | VOTE % | | Absentee | Early Voting | Election Day |
|-----------------------------|-------|---------|------------------------------------------------------------------------|----------|--------------|--------------|
| REP Ken Paxton | 212 | 66.46% | <div style="width: 66.46%;"><div style="width: 66.46%;"></div></div> | 4 | 126 | 82 |
| DEM Rochelle Mercedes Garza | 97 | 30.41% | <div style="width: 30.41%;"><div style="width: 30.41%;"></div></div> | 5 | 62 | 30 |
| LIB Mark Ash | 10 | 3.13% | <div style="width: 3.13%;"><div style="width: 3.13%;"></div></div> | 0 | 7 | 3 |
| Total Votes Cast | 319 | 100.00% | <div style="width: 100.00%;"><div style="width: 100.00%;"></div></div> | 9 | 195 | 115 |
| Overvotes | 0 | | | 0 | 0 | 0 |
| Undervotes | 2 | | | 0 | 2 | 0 |

Comptroller of Public Accounts

Vote For 1

| | TOTAL | VOTE % | | Absentee | Early Voting | Election Day |
|--------------------------------|-------|---------|------------------------------------------------------------------------|----------|--------------|--------------|
| REP Glenn Hegar | 215 | 68.04% | <div style="width: 68.04%;"><div style="width: 68.04%;"></div></div> | 4 | 132 | 79 |
| DEM Janet T. Dudding | 96 | 30.38% | <div style="width: 30.38%;"><div style="width: 30.38%;"></div></div> | 4 | 61 | 31 |
| LIB V. Alonzo Echevarria-Garza | 5 | 1.58% | <div style="width: 1.58%;"><div style="width: 1.58%;"></div></div> | 0 | 2 | 3 |
| Total Votes Cast | 316 | 100.00% | <div style="width: 100.00%;"><div style="width: 100.00%;"></div></div> | 8 | 195 | 113 |
| Overvotes | 0 | | | 0 | 0 | 0 |
| Undervotes | 5 | | | 1 | 2 | 2 |

Comm. General Land Office

Vote For 1

| | TOTAL | VOTE % | | Absentee | Early Voting | Election Day |
|--------------------------------|-------|---------|------------------------------------------------------------------------|----------|--------------|--------------|
| REP Dawn Buckingham | 210 | 66.67% | <div style="width: 66.67%;"><div style="width: 66.67%;"></div></div> | 4 | 127 | 79 |
| DEM Jay Kleberg | 103 | 32.70% | <div style="width: 32.70%;"><div style="width: 32.70%;"></div></div> | 4 | 65 | 34 |
| GRN Alfred Molison, Jr. | 2 | 0.63% | <div style="width: 0.63%;"><div style="width: 0.63%;"></div></div> | 0 | 2 | 0 |
| Write-In Totals | 0 | 0.00% | <div style="width: 0.00%;"><div style="width: 0.00%;"></div></div> | 0 | 0 | 0 |
| Write-In: Carrie Evelyn Menger | 0 | 0.00% | <div style="width: 0.00%;"><div style="width: 0.00%;"></div></div> | 0 | 0 | 0 |
| Write-In: Uncertified | 0 | 0.00% | <div style="width: 0.00%;"><div style="width: 0.00%;"></div></div> | 0 | 0 | 0 |
| Not Assigned | 0 | 0.00% | <div style="width: 0.00%;"><div style="width: 0.00%;"></div></div> | 0 | 0 | 0 |
| Total Votes Cast | 315 | 100.00% | <div style="width: 100.00%;"><div style="width: 100.00%;"></div></div> | 8 | 194 | 113 |
| Overvotes | 0 | | | 0 | 0 | 0 |
| Undervotes | 6 | | | 1 | 3 | 2 |

Commissioner of Agriculture

Vote For 1






| | TOTAL | VOTE % | | Absentee | Early Voting | Election Day |
|------------------|-------|---------|------------------------------------------------------------------------|----------|--------------|--------------|
| REP Sid Miller | 212 | 67.52% | <div style="width: 67.52%;"><div style="width: 67.52%;"></div></div> | 4 | 128 | 80 |
| DEM Susan Hays | 102 | 32.48% | <div style="width: 32.48%;"><div style="width: 32.48%;"></div></div> | 4 | 66 | 32 |
| Total Votes Cast | 314 | 100.00% | <div style="width: 100.00%;"><div style="width: 100.00%;"></div></div> | 8 | 194 | 112 |
| Overvotes | 0 | | | 0 | 0 | 0 |
| Undervotes | 7 | | | 1 | 3 | 3 |

November 8, 2022

Smith County





Precinct 0032**Railroad Commissioner**

Vote For 1

| | TOTAL | VOTE % | | Absentee | Early Voting | Election Day |
|-----------------------|-------|---------|-----------------------------------------------------------------------------------|----------|--------------|--------------|
| REP Wayne Christian | 210 | 66.46% |  | 3 | 128 | 79 |
| DEM Luke Warford | 93 | 29.43% |  | 5 | 63 | 25 |
| LIB Jaime Andres Diez | 11 | 3.48% |  | 0 | 4 | 7 |
| GRN Hunter Wayne Crow | 2 | 0.63% |  | 0 | 0 | 2 |
| Total Votes Cast | 316 | 100.00% |  | 8 | 195 | 113 |
| Overvotes | 0 | | | 0 | 0 | 0 |
| Undervotes | 5 | | | 1 | 2 | 2 |




Justice, Supreme Ct. PI. 3

Vote For 1

| | TOTAL | VOTE % | | Absentee | Early Voting | Election Day |
|--------------------------|-------|---------|-----------------------------------------------------------------------------------|----------|--------------|--------------|
| REP Debra Lehrmann | 211 | 66.98% |  | 3 | 130 | 78 |
| DEM Erin A. Nowell | 98 | 31.11% |  | 5 | 62 | 31 |
| LIB Thomas Edward Oxford | 6 | 1.90% |  | 0 | 2 | 4 |
| Total Votes Cast | 315 | 100.00% |  | 8 | 194 | 113 |
| Overvotes | 0 | | | 0 | 0 | 0 |
| Undervotes | 6 | | | 1 | 3 | 2 |




Justice, Supreme Ct. PI. 5

Vote For 1

| | TOTAL | VOTE % | | Absentee | Early Voting | Election Day |
|--------------------|-------|---------|-------------------------------------------------------------------------------------|----------|--------------|--------------|
| REP Rebeca Huddle | 214 | 67.94% |  | 4 | 130 | 80 |
| DEM Amanda Reichel | 101 | 32.06% |  | 4 | 64 | 33 |
| Total Votes Cast | 315 | 100.00% |  | 8 | 194 | 113 |
| Overvotes | 0 | | | 0 | 0 | 0 |
| Undervotes | 6 | | | 1 | 3 | 2 |

Justice, Supreme Ct. PI. 9

Vote For 1

| | TOTAL | VOTE % | | Absentee | Early Voting | Election Day |
|---------------------|-------|---------|-------------------------------------------------------------------------------------|----------|--------------|--------------|
| REP Evan Young | 214 | 68.15% |  | 4 | 131 | 79 |
| DEM Julia Maldonado | 100 | 31.85% |  | 4 | 63 | 33 |
| Total Votes Cast | 314 | 100.00% |  | 8 | 194 | 112 |
| Overvotes | 0 | | | 0 | 0 | 0 |
| Undervotes | 7 | | | 1 | 3 | 3 |

November 8, 2022

Smith County

Precinct 0032**Judge, Ct of Crim. Appeals, PI 5**

Vote For 1

| | TOTAL | VOTE % | | Absentee | Early Voting | Election Day |
|------------------|-------|---------|------------------------------------------------------------------------|----------|--------------|--------------|
| REP Scott Walker | 209 | 66.56% | <div style="width: 66.56%;"><div style="width: 66.56%;"></div></div> | 3 | 129 | 77 |
| DEM Dana Huffman | 105 | 33.44% | <div style="width: 33.44%;"><div style="width: 33.44%;"></div></div> | 5 | 66 | 34 |
| Total Votes Cast | 314 | 100.00% | <div style="width: 100.00%;"><div style="width: 100.00%;"></div></div> | 8 | 195 | 111 |
| Overvotes | 0 | | | 0 | 0 | 0 |
| Undervotes | 7 | | | 1 | 2 | 4 |

Judge, Ct of Crim. Appeals, PI 6

Vote For 1

| | TOTAL | VOTE % | | Absentee | Early Voting | Election Day |
|---------------------------|-------|---------|------------------------------------------------------------------------|----------|--------------|--------------|
| REP Jesse F. McClure, III | 212 | 68.17% | <div style="width: 68.17%;"><div style="width: 68.17%;"></div></div> | 4 | 128 | 80 |
| DEM Robert Johnson | 99 | 31.83% | <div style="width: 31.83%;"><div style="width: 31.83%;"></div></div> | 4 | 63 | 32 |
| Total Votes Cast | 311 | 100.00% | <div style="width: 100.00%;"><div style="width: 100.00%;"></div></div> | 8 | 191 | 112 |
| Overvotes | 0 | | | 0 | 0 | 0 |
| Undervotes | 10 | | | 1 | 6 | 3 |

State Representative, District 6

Vote For 1

| | TOTAL | VOTE % | | Absentee | Early Voting | Election Day |
|-------------------|-------|---------|------------------------------------------------------------------------|----------|--------------|--------------|
| REP Matt Schaefer | 214 | 67.72% | <div style="width: 67.72%;"><div style="width: 67.72%;"></div></div> | 4 | 129 | 81 |
| DEM Cody J. Grace | 102 | 32.28% | <div style="width: 32.28%;"><div style="width: 32.28%;"></div></div> | 5 | 65 | 32 |
| Total Votes Cast | 316 | 100.00% | <div style="width: 100.00%;"><div style="width: 100.00%;"></div></div> | 9 | 194 | 113 |
| Overvotes | 0 | | | 0 | 0 | 0 |
| Undervotes | 5 | | | 0 | 3 | 2 |

Justice of the Peace, Pct. 4

Vote For 1

| | TOTAL | VOTE % | | Absentee | Early Voting | Election Day |
|-------------------|-------|---------|------------------------------------------------------------------------|----------|--------------|--------------|
| REP Curtis Wulf | 210 | 66.46% | <div style="width: 66.46%;"><div style="width: 66.46%;"></div></div> | 3 | 129 | 78 |
| DEM Randy Hawkins | 106 | 33.54% | <div style="width: 33.54%;"><div style="width: 33.54%;"></div></div> | 6 | 65 | 35 |
| Total Votes Cast | 316 | 100.00% | <div style="width: 100.00%;"><div style="width: 100.00%;"></div></div> | 9 | 194 | 113 |
| Overvotes | 0 | | | 0 | 0 | 0 |
| Undervotes | 5 | | | 0 | 3 | 2 |

Smith Prop A

Vote For 1

| | TOTAL | VOTE % | | Absentee | Early Voting | Election Day |
|------------------|-------|---------|------------------------------------------------------------------------|----------|--------------|--------------|
| FOR | 164 | 53.07% | <div style="width: 53.07%;"><div style="width: 53.07%;"></div></div> | 6 | 106 | 52 |
| AGAINST | 145 | 46.93% | <div style="width: 46.93%;"><div style="width: 46.93%;"></div></div> | 2 | 87 | 56 |
| Total Votes Cast | 309 | 100.00% | <div style="width: 100.00%;"><div style="width: 100.00%;"></div></div> | 8 | 193 | 108 |
| Overvotes | 0 | | | 0 | 0 | 0 |
| Undervotes | 12 | | | 1 | 4 | 7 |

November 8, 2022

Smith County

Precinct 0033

Statistics

| | TOTAL | Absentee | Early Voting | Election Day |
|---------------------------|--------|----------|--------------|--------------|
| Registered Voters - Total | 1,091 | | | |
| Ballots Cast - Total | 608 | 28 | 414 | 166 |
| Ballots Cast - Blank | 0 | 0 | 0 | 0 |
| Voter Turnout - Total | 55.73% | | | |

US Representative, Dist 1

Vote For 1

| | TOTAL | VOTE % | Absentee | Early Voting | Election Day |
|--------------------------|-------|---------|----------|--------------|--------------|
| REP Nathaniel Moran | 501 | 83.78% | 16 | 367 | 118 |
| DEM Jrmar (JJ) Jefferson | 97 | 16.22% | 11 | 43 | 43 |
| Total Votes Cast | 598 | 100.00% | 27 | 410 | 161 |
| Overvotes | 0 | | 0 | 0 | 0 |
| Undervotes | 10 | | 1 | 4 | 5 |

Governor

Vote For 1

| | TOTAL | VOTE % | Absentee | Early Voting | Election Day |
|--------------------------------|-------|---------|----------|--------------|--------------|
| REP Greg Abbott | 491 | 80.76% | 16 | 363 | 112 |
| DEM Beto O'Rourke | 104 | 17.11% | 11 | 45 | 48 |
| LIB Mark Tippetts | 12 | 1.97% | 1 | 5 | 6 |
| GRN Delilah Barrios | 1 | 0.16% | 0 | 1 | 0 |
| Write-In Totals | 0 | 0.00% | 0 | 0 | 0 |
| Write-In: Jacqueline Abernathy | 0 | 0.00% | 0 | 0 | 0 |
| Write-In: Mark V Goloby | 0 | 0.00% | 0 | 0 | 0 |
| Write-In: Uncertified | 0 | 0.00% | 0 | 0 | 0 |
| Not Assigned | 0 | 0.00% | 0 | 0 | 0 |
| Total Votes Cast | 608 | 100.00% | 28 | 414 | 166 |
| Overvotes | 0 | | 0 | 0 | 0 |
| Undervotes | 0 | | 0 | 0 | 0 |

Lieutenant Governor

Vote For 1

| | TOTAL | VOTE % | Absentee | Early Voting | Election Day |
|-------------------|-------|---------|----------|--------------|--------------|
| REP Dan Patrick | 482 | 80.33% | 15 | 353 | 114 |
| DEM Mike Collier | 106 | 17.67% | 13 | 50 | 43 |
| LIB Shanna Steele | 12 | 2.00% | 0 | 5 | 7 |
| Total Votes Cast | 600 | 100.00% | 28 | 408 | 164 |
| Overvotes | 0 | | 0 | 0 | 0 |
| Undervotes | 8 | | 0 | 6 | 2 |

November 8, 2022

Smith County

Precinct 0033**Attorney General**

Vote For 1

| | TOTAL | VOTE % | | Absentee | Early Voting | Election Day |
|-----------------------------|-------|---------|------------------------------------------------------------------------|----------|--------------|--------------|
| REP Ken Paxton | 476 | 79.87% | <div style="width: 79.87%;"><div style="width: 79.87%;"></div></div> | 14 | 353 | 109 |
| DEM Rochelle Mercedes Garza | 111 | 18.62% | <div style="width: 18.62%;"><div style="width: 18.62%;"></div></div> | 13 | 51 | 47 |
| LIB Mark Ash | 9 | 1.51% | <div style="width: 1.51%;"><div style="width: 1.51%;"></div></div> | 0 | 3 | 6 |
| Total Votes Cast | 596 | 100.00% | <div style="width: 100.00%;"><div style="width: 100.00%;"></div></div> | 27 | 407 | 162 |
| Overvotes | 0 | | | 0 | 0 | 0 |
| Undervotes | 12 | | | 1 | 7 | 4 |

Comptroller of Public Accounts

Vote For 1

| | TOTAL | VOTE % | | Absentee | Early Voting | Election Day |
|--------------------------------|-------|---------|------------------------------------------------------------------------|----------|--------------|--------------|
| REP Glenn Hegar | 486 | 81.41% | <div style="width: 81.41%;"><div style="width: 81.41%;"></div></div> | 16 | 362 | 108 |
| DEM Janet T. Dudding | 97 | 16.25% | <div style="width: 16.25%;"><div style="width: 16.25%;"></div></div> | 12 | 42 | 43 |
| LIB V. Alonzo Echevarria-Garza | 14 | 2.35% | <div style="width: 2.35%;"><div style="width: 2.35%;"></div></div> | 0 | 6 | 8 |
| Total Votes Cast | 597 | 100.00% | <div style="width: 100.00%;"><div style="width: 100.00%;"></div></div> | 28 | 410 | 159 |
| Overvotes | 0 | | | 0 | 0 | 0 |
| Undervotes | 11 | | | 0 | 4 | 7 |

Comm. General Land Office

Vote For 1

| | TOTAL | VOTE % | | Absentee | Early Voting | Election Day |
|--------------------------------|-------|---------|------------------------------------------------------------------------|----------|--------------|--------------|
| REP Dawn Buckingham | 479 | 80.91% | <div style="width: 80.91%;"><div style="width: 80.91%;"></div></div> | 16 | 354 | 109 |
| DEM Jay Kleberg | 107 | 18.07% | <div style="width: 18.07%;"><div style="width: 18.07%;"></div></div> | 11 | 51 | 45 |
| GRN Alfred Molison, Jr. | 6 | 1.01% | <div style="width: 1.01%;"><div style="width: 1.01%;"></div></div> | 0 | 2 | 4 |
| Write-In Totals | 0 | 0.00% | <div style="width: 0.00%;"><div style="width: 0.00%;"></div></div> | 0 | 0 | 0 |
| Write-In: Carrie Evelyn Menger | 0 | 0.00% | <div style="width: 0.00%;"><div style="width: 0.00%;"></div></div> | 0 | 0 | 0 |
| Write-In: Uncertified | 0 | 0.00% | <div style="width: 0.00%;"><div style="width: 0.00%;"></div></div> | 0 | 0 | 0 |
| Not Assigned | 0 | 0.00% | <div style="width: 0.00%;"><div style="width: 0.00%;"></div></div> | 0 | 0 | 0 |
| Total Votes Cast | 592 | 100.00% | <div style="width: 100.00%;"><div style="width: 100.00%;"></div></div> | 27 | 407 | 158 |
| Overvotes | 0 | | | 0 | 0 | 0 |
| Undervotes | 16 | | | 1 | 7 | 8 |

Commissioner of Agriculture

Vote For 1






| | TOTAL | VOTE % | | Absentee | Early Voting | Election Day |
|------------------|-------|---------|------------------------------------------------------------------------|----------|--------------|--------------|
| REP Sid Miller | 485 | 81.65% | <div style="width: 81.65%;"><div style="width: 81.65%;"></div></div> | 16 | 356 | 113 |
| DEM Susan Hays | 109 | 18.35% | <div style="width: 18.35%;"><div style="width: 18.35%;"></div></div> | 11 | 49 | 49 |
| Total Votes Cast | 594 | 100.00% | <div style="width: 100.00%;"><div style="width: 100.00%;"></div></div> | 27 | 405 | 162 |
| Overvotes | 0 | | | 0 | 0 | 0 |
| Undervotes | 14 | | | 1 | 9 | 4 |

November 8, 2022

Smith County





Precinct 0033**Railroad Commissioner**

Vote For 1

| | TOTAL | VOTE % | | Absentee | Early Voting | Election Day |
|-----------------------|-------|---------|-----------------------------------------------------------------------------------|----------|--------------|--------------|
| REP Wayne Christian | 478 | 79.93% |  | 16 | 357 | 105 |
| DEM Luke Warford | 101 | 16.89% |  | 12 | 46 | 43 |
| LIB Jaime Andres Diez | 16 | 2.68% |  | 0 | 5 | 11 |
| GRN Hunter Wayne Crow | 3 | 0.50% |  | 0 | 2 | 1 |
| Total Votes Cast | 598 | 100.00% |  | 28 | 410 | 160 |
| Overvotes | 0 | | | 0 | 0 | 0 |
| Undervotes | 10 | | | 0 | 4 | 6 |




Justice, Supreme Ct. PI. 3

Vote For 1

| | TOTAL | VOTE % | | Absentee | Early Voting | Election Day |
|--------------------------|-------|---------|-----------------------------------------------------------------------------------|----------|--------------|--------------|
| REP Debra Lehrmann | 480 | 80.67% |  | 16 | 358 | 106 |
| DEM Erin A. Nowell | 101 | 16.97% |  | 12 | 44 | 45 |
| LIB Thomas Edward Oxford | 14 | 2.35% |  | 0 | 7 | 7 |
| Total Votes Cast | 595 | 100.00% |  | 28 | 409 | 158 |
| Overvotes | 0 | | | 0 | 0 | 0 |
| Undervotes | 13 | | | 0 | 5 | 8 |




Justice, Supreme Ct. PI. 5

Vote For 1

| | TOTAL | VOTE % | | Absentee | Early Voting | Election Day |
|---------------------|-------|---------|-------------------------------------------------------------------------------------|----------|--------------|--------------|
| REP Rebeca Huddle | 486 | 82.37% |  | 16 | 356 | 114 |
| DEM Amanda Reicherk | 104 | 17.63% |  | 12 | 47 | 45 |
| Total Votes Cast | 590 | 100.00% |  | 28 | 403 | 159 |
| Overvotes | 0 | | | 0 | 0 | 0 |
| Undervotes | 18 | | | 0 | 11 | 7 |

Justice, Supreme Ct. PI. 9

Vote For 1




| | TOTAL | VOTE % | | Absentee | Early Voting | Election Day |
|---------------------|-------|---------|-------------------------------------------------------------------------------------|----------|--------------|--------------|
| REP Evan Young | 485 | 82.34% |  | 16 | 359 | 110 |
| DEM Julia Maldonado | 104 | 17.66% |  | 12 | 48 | 44 |
| Total Votes Cast | 589 | 100.00% |  | 28 | 407 | 154 |
| Overvotes | 0 | | | 0 | 0 | 0 |
| Undervotes | 19 | | | 0 | 7 | 12 |

November 8, 2022

Smith County




Precinct 0033**Judge, Ct of Crim. Appeals, PI 5**

Vote For 1

| | TOTAL | VOTE % | | Absentee | Early Voting | Election Day |
|------------------|-------|---------|-----------------------------------------------------------------------------------|----------|--------------|--------------|
| REP Scott Walker | 488 | 82.57% |  | 16 | 360 | 112 |
| DEM Dana Huffman | 103 | 17.43% |  | 12 | 46 | 45 |
| Total Votes Cast | 591 | 100.00% |  | 28 | 406 | 157 |
| Overvotes | 0 | | | 0 | 0 | 0 |
| Undervotes | 17 | | | 0 | 8 | 9 |




Judge, Ct of Crim. Appeals, PI 6

Vote For 1

| | TOTAL | VOTE % | | Absentee | Early Voting | Election Day |
|---------------------------|-------|---------|-----------------------------------------------------------------------------------|----------|--------------|--------------|
| REP Jesse F. McClure, III | 486 | 82.37% |  | 17 | 358 | 111 |
| DEM Robert Johnson | 104 | 17.63% |  | 11 | 48 | 45 |
| Total Votes Cast | 590 | 100.00% |  | 28 | 406 | 156 |
| Overvotes | 0 | | | 0 | 0 | 0 |
| Undervotes | 18 | | | 0 | 8 | 10 |




State Representative, District 6

Vote For 1

| | TOTAL | VOTE % | | Absentee | Early Voting | Election Day |
|-------------------|-------|---------|-------------------------------------------------------------------------------------|----------|--------------|--------------|
| REP Matt Schaefer | 488 | 82.29% |  | 13 | 360 | 115 |
| DEM Cody J. Grace | 105 | 17.71% |  | 13 | 47 | 45 |
| Total Votes Cast | 593 | 100.00% |  | 26 | 407 | 160 |
| Overvotes | 0 | | | 0 | 0 | 0 |
| Undervotes | 15 | | | 2 | 7 | 6 |




Smith Prop A

Vote For 1

| | TOTAL | VOTE % | | Absentee | Early Voting | Election Day |
|------------------|-------|---------|-------------------------------------------------------------------------------------|----------|--------------|--------------|
| FOR | 351 | 59.09% |  | 15 | 248 | 88 |
| AGAINST | 243 | 40.91% |  | 11 | 155 | 77 |
| Total Votes Cast | 594 | 100.00% |  | 26 | 403 | 165 |
| Overvotes | 0 | | | 0 | 0 | 0 |
| Undervotes | 14 | | | 2 | 11 | 1 |

ESD2 5 District 5

Vote For 1

| | TOTAL | VOTE % | | Absentee | Early Voting | Election Day |
|------------------|-------|---------|-------------------------------------------------------------------------------------|----------|--------------|--------------|
| Scotty Thornton | 270 | 69.59% |  | 9 | 189 | 72 |
| Hunter Rath | 118 | 30.41% |  | 3 | 72 | 43 |
| Total Votes Cast | 388 | 100.00% |  | 12 | 261 | 115 |
| Overvotes | 0 | | | 0 | 0 | 0 |
| Undervotes | 220 | | | 16 | 153 | 51 |

November 8, 2022

Smith County

Precinct 0034**Statistics**

| | TOTAL | Absentee | Early Voting | Election Day |
|---------------------------|--------|----------|--------------|--------------|
| Registered Voters - Total | 1,238 | | | |
| Ballots Cast - Total | 537 | 30 | 367 | 140 |
| Ballots Cast - Blank | 1 | 0 | 0 | 1 |
| Voter Turnout - Total | 43.38% | | | |

US Representative, Dist 1

Vote For 1

| | TOTAL | VOTE % | Absentee | Early Voting | Election Day |
|--------------------------|-------|---------|----------|--------------|--------------|
| REP Nathaniel Moran | 130 | 24.53% | 1 | 84 | 45 |
| DEM Jrmar (JJ) Jefferson | 400 | 75.47% | 29 | 279 | 92 |
| Total Votes Cast | 530 | 100.00% | 30 | 363 | 137 |
| Overvotes | 0 | | 0 | 0 | 0 |
| Undervotes | 7 | | 0 | 4 | 3 |

Governor

Vote For 1

| | TOTAL | VOTE % | Absentee | Early Voting | Election Day |
|--------------------------------|-------|---------|----------|--------------|--------------|
| REP Greg Abbott | 127 | 23.74% | 1 | 81 | 45 |
| DEM Beto O'Rourke | 401 | 74.95% | 29 | 280 | 92 |
| LIB Mark Tippetts | 4 | 0.75% | 0 | 3 | 1 |
| GRN Delilah Barrios | 3 | 0.56% | 0 | 2 | 1 |
| Write-In Totals | 0 | 0.00% | 0 | 0 | 0 |
| Write-In: Jacqueline Abernathy | 0 | 0.00% | 0 | 0 | 0 |
| Write-In: Mark V Goloby | 0 | 0.00% | 0 | 0 | 0 |
| Write-In: Uncertified | 0 | 0.00% | 0 | 0 | 0 |
| Not Assigned | 0 | 0.00% | 0 | 0 | 0 |
| Total Votes Cast | 535 | 100.00% | 30 | 366 | 139 |
| Overvotes | 0 | | 0 | 0 | 0 |
| Undervotes | 2 | | 0 | 1 | 1 |

Lieutenant Governor

Vote For 1

| | TOTAL | VOTE % | Absentee | Early Voting | Election Day |
|-------------------|-------|---------|----------|--------------|--------------|
| REP Dan Patrick | 121 | 22.79% | 1 | 76 | 44 |
| DEM Mike Collier | 398 | 74.95% | 29 | 281 | 88 |
| LIB Shanna Steele | 12 | 2.26% | 0 | 8 | 4 |
| Total Votes Cast | 531 | 100.00% | 30 | 365 | 136 |
| Overvotes | 0 | | 0 | 0 | 0 |
| Undervotes | 6 | | 0 | 2 | 4 |

November 8, 2022

Smith County

Precinct 0034**Attorney General**

Vote For 1

| | TOTAL | VOTE % | | Absentee | Early Voting | Election Day |
|-----------------------------|-------|---------|--|----------|--------------|--------------|
| REP Ken Paxton | 124 | 23.44% | | 1 | 77 | 46 |
| DEM Rochelle Mercedes Garza | 394 | 74.48% | | 29 | 276 | 89 |
| LIB Mark Ash | 11 | 2.08% | | 0 | 8 | 3 |
| Total Votes Cast | 529 | 100.00% | | 30 | 361 | 138 |
| Overvotes | 0 | | | 0 | 0 | 0 |
| Undervotes | 8 | | | 0 | 6 | 2 |

Comptroller of Public Accounts

Vote For 1

| | TOTAL | VOTE % | | Absentee | Early Voting | Election Day |
|--------------------------------|-------|---------|--|----------|--------------|--------------|
| REP Glenn Hegar | 118 | 22.31% | | 1 | 73 | 44 |
| DEM Janet T. Dudding | 401 | 75.80% | | 29 | 280 | 92 |
| LIB V. Alonzo Echevarria-Garza | 10 | 1.89% | | 0 | 9 | 1 |
| Total Votes Cast | 529 | 100.00% | | 30 | 362 | 137 |
| Overvotes | 0 | | | 0 | 0 | 0 |
| Undervotes | 8 | | | 0 | 5 | 3 |

Comm. General Land Office

Vote For 1

| | TOTAL | VOTE % | | Absentee | Early Voting | Election Day |
|--------------------------------|-------|---------|--|----------|--------------|--------------|
| REP Dawn Buckingham | 119 | 22.50% | | 1 | 73 | 45 |
| DEM Jay Kleberg | 406 | 76.75% | | 29 | 290 | 87 |
| GRN Alfred Molison, Jr. | 4 | 0.76% | | 0 | 1 | 3 |
| Write-In Totals | 0 | 0.00% | | 0 | 0 | 0 |
| Write-In: Carrie Evelyn Menger | 0 | 0.00% | | 0 | 0 | 0 |
| Write-In: Uncertified | 0 | 0.00% | | 0 | 0 | 0 |
| Not Assigned | 0 | 0.00% | | 0 | 0 | 0 |
| Total Votes Cast | 529 | 100.00% | | 30 | 364 | 135 |
| Overvotes | 0 | | | 0 | 0 | 0 |
| Undervotes | 8 | | | 0 | 3 | 5 |

Commissioner of Agriculture

Vote For 1






| | TOTAL | VOTE % | | Absentee | Early Voting | Election Day |
|------------------|-------|---------|--|----------|--------------|--------------|
| REP Sid Miller | 123 | 23.25% | | 1 | 78 | 44 |
| DEM Susan Hays | 406 | 76.75% | | 28 | 287 | 91 |
| Total Votes Cast | 529 | 100.00% | | 29 | 365 | 135 |
| Overvotes | 1 | | | 1 | 0 | 0 |
| Undervotes | 7 | | | 0 | 2 | 5 |

November 8, 2022

Smith County





Precinct 0034**Railroad Commissioner**

Vote For 1

| | TOTAL | VOTE % | | Absentee | Early Voting | Election Day |
|-----------------------|-------|---------|-----------------------------------------------------------------------------------|----------|--------------|--------------|
| REP Wayne Christian | 116 | 22.01% |  | 1 | 73 | 42 |
| DEM Luke Warford | 387 | 73.43% |  | 29 | 271 | 87 |
| LIB Jaime Andres Diez | 21 | 3.98% |  | 0 | 16 | 5 |
| GRN Hunter Wayne Crow | 3 | 0.57% |  | 0 | 3 | 0 |
| Total Votes Cast | 527 | 100.00% |  | 30 | 363 | 134 |
| Overvotes | 0 | | | 0 | 0 | 0 |
| Undervotes | 10 | | | 0 | 4 | 6 |




Justice, Supreme Ct. PI. 3

Vote For 1

| | TOTAL | VOTE % | | Absentee | Early Voting | Election Day |
|--------------------------|-------|---------|-----------------------------------------------------------------------------------|----------|--------------|--------------|
| REP Debra Lehrmann | 117 | 22.16% |  | 1 | 74 | 42 |
| DEM Erin A. Nowell | 402 | 76.14% |  | 29 | 283 | 90 |
| LIB Thomas Edward Oxford | 9 | 1.70% |  | 0 | 6 | 3 |
| Total Votes Cast | 528 | 100.00% |  | 30 | 363 | 135 |
| Overvotes | 0 | | | 0 | 0 | 0 |
| Undervotes | 9 | | | 0 | 4 | 5 |




Justice, Supreme Ct. PI. 5

Vote For 1

| | TOTAL | VOTE % | | Absentee | Early Voting | Election Day |
|--------------------|-------|---------|-------------------------------------------------------------------------------------|----------|--------------|--------------|
| REP Rebeca Huddle | 120 | 22.81% |  | 1 | 74 | 45 |
| DEM Amanda Reichek | 406 | 77.19% |  | 29 | 287 | 90 |
| Total Votes Cast | 526 | 100.00% |  | 30 | 361 | 135 |
| Overvotes | 0 | | | 0 | 0 | 0 |
| Undervotes | 11 | | | 0 | 6 | 5 |

Justice, Supreme Ct. PI. 9

Vote For 1

| | TOTAL | VOTE % | | Absentee | Early Voting | Election Day |
|---------------------|-------|---------|-------------------------------------------------------------------------------------|----------|--------------|--------------|
| REP Evan Young | 123 | 23.38% |  | 1 | 77 | 45 |
| DEM Julia Maldonado | 403 | 76.62% |  | 29 | 284 | 90 |
| Total Votes Cast | 526 | 100.00% |  | 30 | 361 | 135 |
| Overvotes | 0 | | | 0 | 0 | 0 |
| Undervotes | 11 | | | 0 | 6 | 5 |

November 8, 2022

Smith County

Precinct 0034**Judge, Ct of Crim. Appeals, PI 5**

Vote For 1

| | TOTAL | VOTE % | | Absentee | Early Voting | Election Day |
|------------------|-------|---------|--|----------|--------------|--------------|
| REP Scott Walker | 122 | 23.11% | | 1 | 75 | 46 |
| DEM Dana Huffman | 406 | 76.89% | | 29 | 288 | 89 |
| Total Votes Cast | 528 | 100.00% | | 30 | 363 | 135 |
| Overvotes | 0 | | | 0 | 0 | 0 |
| Undervotes | 9 | | | 0 | 4 | 5 |

Judge, Ct of Crim. Appeals, PI 6

Vote For 1

| | TOTAL | VOTE % | | Absentee | Early Voting | Election Day |
|---------------------------|-------|---------|--|----------|--------------|--------------|
| REP Jesse F. McClure, III | 123 | 23.43% | | 1 | 77 | 45 |
| DEM Robert Johnson | 402 | 76.57% | | 29 | 284 | 89 |
| Total Votes Cast | 525 | 100.00% | | 30 | 361 | 134 |
| Overvotes | 0 | | | 0 | 0 | 0 |
| Undervotes | 12 | | | 0 | 6 | 6 |

State Representative, District 6

Vote For 1

| | TOTAL | VOTE % | | Absentee | Early Voting | Election Day |
|-------------------|-------|---------|--|----------|--------------|--------------|
| REP Matt Schaefer | 130 | 24.53% | | 2 | 80 | 48 |
| DEM Cody J. Grace | 400 | 75.47% | | 28 | 284 | 88 |
| Total Votes Cast | 530 | 100.00% | | 30 | 364 | 136 |
| Overvotes | 0 | | | 0 | 0 | 0 |
| Undervotes | 7 | | | 0 | 3 | 4 |

Smith Prop A

Vote For 1

| | TOTAL | VOTE % | | Absentee | Early Voting | Election Day |
|------------------|-------|---------|--|----------|--------------|--------------|
| FOR | 250 | 47.26% | | 24 | 167 | 59 |
| AGAINST | 279 | 52.74% | | 5 | 196 | 78 |
| Total Votes Cast | 529 | 100.00% | | 29 | 363 | 137 |
| Overvotes | 1 | | | 1 | 0 | 0 |
| Undervotes | 7 | | | 0 | 4 | 3 |

November 8, 2022

Smith County

Precinct 0035**Statistics**

| | TOTAL | Absentee | Early Voting | Election Day |
|---------------------------|--------|----------|--------------|--------------|
| Registered Voters - Total | 2,866 | | | |
| Ballots Cast - Total | 1,206 | 88 | 785 | 333 |
| Ballots Cast - Blank | 0 | 0 | 0 | 0 |
| Voter Turnout - Total | 42.08% | | | |

US Representative, Dist 1

Vote For 1

| | TOTAL | VOTE % | | Absentee | Early Voting | Election Day |
|--------------------------|-------|---------|------------------------------------------------------------------------|----------|--------------|--------------|
| REP Nathaniel Moran | 598 | 50.29% | <div style="width: 50.29%;"><div style="width: 50.29%;"></div></div> | 30 | 392 | 176 |
| DEM Jrmar (JJ) Jefferson | 591 | 49.71% | <div style="width: 49.71%;"><div style="width: 49.71%;"></div></div> | 55 | 385 | 151 |
| Total Votes Cast | 1,189 | 100.00% | <div style="width: 100.00%;"><div style="width: 100.00%;"></div></div> | 85 | 777 | 327 |
| Overvotes | 0 | | | 0 | 0 | 0 |
| Undervotes | 17 | | | 3 | 8 | 6 |

Governor

Vote For 1

| | TOTAL | VOTE % | | Absentee | Early Voting | Election Day |
|--------------------------------|-------|---------|------------------------------------------------------------------------|----------|--------------|--------------|
| REP Greg Abbott | 585 | 48.71% | <div style="width: 48.71%;"><div style="width: 48.71%;"></div></div> | 33 | 381 | 171 |
| DEM Beto O'Rourke | 602 | 50.12% | <div style="width: 50.12%;"><div style="width: 50.12%;"></div></div> | 53 | 395 | 154 |
| LIB Mark Tippetts | 8 | 0.67% | <div style="width: 0.67%;"><div style="width: 0.67%;"></div></div> | 0 | 4 | 4 |
| GRN Delilah Barrios | 6 | 0.50% | <div style="width: 0.50%;"><div style="width: 0.50%;"></div></div> | 1 | 3 | 2 |
| Write-In Totals | 0 | 0.00% | <div style="width: 0.00%;"><div style="width: 0.00%;"></div></div> | 0 | 0 | 0 |
| Write-In: Jacqueline Abernathy | 0 | 0.00% | <div style="width: 0.00%;"><div style="width: 0.00%;"></div></div> | 0 | 0 | 0 |
| Write-In: Mark V Goloby | 0 | 0.00% | <div style="width: 0.00%;"><div style="width: 0.00%;"></div></div> | 0 | 0 | 0 |
| Write-In: Uncertified | 0 | 0.00% | <div style="width: 0.00%;"><div style="width: 0.00%;"></div></div> | 0 | 0 | 0 |
| Not Assigned | 0 | 0.00% | <div style="width: 0.00%;"><div style="width: 0.00%;"></div></div> | 0 | 0 | 0 |
| Total Votes Cast | 1,201 | 100.00% | <div style="width: 100.00%;"><div style="width: 100.00%;"></div></div> | 87 | 783 | 331 |
| Overvotes | 0 | | | 0 | 0 | 0 |
| Undervotes | 5 | | | 1 | 2 | 2 |

Lieutenant Governor

Vote For 1

| | TOTAL | VOTE % | | Absentee | Early Voting | Election Day |
|-------------------|-------|---------|------------------------------------------------------------------------|----------|--------------|--------------|
| REP Dan Patrick | 569 | 47.73% | <div style="width: 47.73%;"><div style="width: 47.73%;"></div></div> | 32 | 372 | 165 |
| DEM Mike Collier | 592 | 49.66% | <div style="width: 49.66%;"><div style="width: 49.66%;"></div></div> | 53 | 393 | 146 |
| LIB Shanna Steele | 31 | 2.60% | <div style="width: 2.60%;"><div style="width: 2.60%;"></div></div> | 2 | 14 | 15 |
| Total Votes Cast | 1,192 | 100.00% | <div style="width: 100.00%;"><div style="width: 100.00%;"></div></div> | 87 | 779 | 326 |
| Overvotes | 0 | | | 0 | 0 | 0 |
| Undervotes | 14 | | | 1 | 6 | 7 |

November 8, 2022

Smith County

Precinct 0035**Attorney General**

Vote For 1

| | TOTAL | VOTE % | | Absentee | Early Voting | Election Day |
|-----------------------------|-------|---------|------------------------------------------------------------------------|----------|--------------|--------------|
| REP Ken Paxton | 562 | 47.15% | <div style="width: 47.15%;"><div style="width: 47.15%;"></div></div> | 29 | 372 | 161 |
| DEM Rochelle Mercedes Garza | 606 | 50.84% | <div style="width: 50.84%;"><div style="width: 50.84%;"></div></div> | 58 | 393 | 155 |
| LIB Mark Ash | 24 | 2.01% | <div style="width: 2.01%;"><div style="width: 2.01%;"></div></div> | 1 | 14 | 9 |
| Total Votes Cast | 1,192 | 100.00% | <div style="width: 100.00%;"><div style="width: 100.00%;"></div></div> | 88 | 779 | 325 |
| Overvotes | 0 | | | 0 | 0 | 0 |
| Undervotes | 14 | | | 0 | 6 | 8 |

Comptroller of Public Accounts

Vote For 1

| | TOTAL | VOTE % | | Absentee | Early Voting | Election Day |
|--------------------------------|-------|---------|------------------------------------------------------------------------|----------|--------------|--------------|
| REP Glenn Hegar | 579 | 48.78% | <div style="width: 48.78%;"><div style="width: 48.78%;"></div></div> | 32 | 383 | 164 |
| DEM Janet T. Dudding | 595 | 50.13% | <div style="width: 50.13%;"><div style="width: 50.13%;"></div></div> | 55 | 388 | 152 |
| LIB V. Alonzo Echevarria-Garza | 13 | 1.10% | <div style="width: 1.10%;"><div style="width: 1.10%;"></div></div> | 0 | 5 | 8 |
| Total Votes Cast | 1,187 | 100.00% | <div style="width: 100.00%;"><div style="width: 100.00%;"></div></div> | 87 | 776 | 324 |
| Overvotes | 0 | | | 0 | 0 | 0 |
| Undervotes | 19 | | | 1 | 9 | 9 |

Comm. General Land Office

Vote For 1

| | TOTAL | VOTE % | | Absentee | Early Voting | Election Day |
|--------------------------------|-------|---------|------------------------------------------------------------------------|----------|--------------|--------------|
| REP Dawn Buckingham | 569 | 48.10% | <div style="width: 48.10%;"><div style="width: 48.10%;"></div></div> | 32 | 373 | 164 |
| DEM Jay Kleberg | 605 | 51.14% | <div style="width: 51.14%;"><div style="width: 51.14%;"></div></div> | 55 | 395 | 155 |
| GRN Alfred Molison, Jr. | 8 | 0.68% | <div style="width: 0.68%;"><div style="width: 0.68%;"></div></div> | 0 | 5 | 3 |
| Write-In Totals | 1 | 0.08% | <div style="width: 0.08%;"><div style="width: 0.08%;"></div></div> | 1 | 0 | 0 |
| Write-In: Carrie Evelyn Menger | 1 | 0.08% | <div style="width: 0.08%;"><div style="width: 0.08%;"></div></div> | 1 | 0 | 0 |
| Write-In: Uncertified | 0 | 0.00% | <div style="width: 0.00%;"><div style="width: 0.00%;"></div></div> | 0 | 0 | 0 |
| Not Assigned | 0 | 0.00% | <div style="width: 0.00%;"><div style="width: 0.00%;"></div></div> | 0 | 0 | 0 |
| Total Votes Cast | 1,183 | 100.00% | <div style="width: 100.00%;"><div style="width: 100.00%;"></div></div> | 88 | 773 | 322 |
| Overvotes | 0 | | | 0 | 0 | 0 |
| Undervotes | 23 | | | 0 | 12 | 11 |

Commissioner of Agriculture

Vote For 1

| | TOTAL | VOTE % | | Absentee | Early Voting | Election Day |
|------------------|-------|---------|------------------------------------------------------------------------|----------|--------------|--------------|
| REP Sid Miller | 573 | 48.27% | <div style="width: 48.27%;"><div style="width: 48.27%;"></div></div> | 30 | 374 | 169 |
| DEM Susan Hays | 614 | 51.73% | <div style="width: 51.73%;"><div style="width: 51.73%;"></div></div> | 57 | 401 | 156 |
| Total Votes Cast | 1,187 | 100.00% | <div style="width: 100.00%;"><div style="width: 100.00%;"></div></div> | 87 | 775 | 325 |
| Overvotes | 1 | | | 1 | 0 | 0 |
| Undervotes | 18 | | | 0 | 10 | 8 |

November 8, 2022

Smith County

Precinct 0035**Railroad Commissioner**

Vote For 1

| | TOTAL | VOTE % | | Absentee | Early Voting | Election Day |
|-----------------------|-------|---------|------------------------------------------------------------------------|----------|--------------|--------------|
| REP Wayne Christian | 572 | 48.31% | <div style="width: 48.31%;"><div style="width: 48.31%;"></div></div> | 31 | 375 | 166 |
| DEM Luke Warford | 581 | 49.07% | <div style="width: 49.07%;"><div style="width: 49.07%;"></div></div> | 56 | 381 | 144 |
| LIB Jaime Andres Diez | 28 | 2.36% | <div style="width: 2.36%;"><div style="width: 2.36%;"></div></div> | 1 | 15 | 12 |
| GRN Hunter Wayne Crow | 3 | 0.25% | <div style="width: 0.25%;"><div style="width: 0.25%;"></div></div> | 0 | 2 | 1 |
| Total Votes Cast | 1,184 | 100.00% | <div style="width: 100.00%;"><div style="width: 100.00%;"></div></div> | 88 | 773 | 323 |
| Overvotes | 0 | | | 0 | 0 | 0 |
| Undervotes | 22 | | | 0 | 12 | 10 |

Justice, Supreme Ct. PI. 3

Vote For 1

| | TOTAL | VOTE % | | Absentee | Early Voting | Election Day |
|--------------------------|-------|---------|------------------------------------------------------------------------|----------|--------------|--------------|
| REP Debra Lehrmann | 582 | 49.03% | <div style="width: 49.03%;"><div style="width: 49.03%;"></div></div> | 32 | 379 | 171 |
| DEM Erin A. Nowell | 592 | 49.87% | <div style="width: 49.87%;"><div style="width: 49.87%;"></div></div> | 55 | 392 | 145 |
| LIB Thomas Edward Oxford | 13 | 1.10% | <div style="width: 1.10%;"><div style="width: 1.10%;"></div></div> | 0 | 4 | 9 |
| Total Votes Cast | 1,187 | 100.00% | <div style="width: 100.00%;"><div style="width: 100.00%;"></div></div> | 87 | 775 | 325 |
| Overvotes | 0 | | | 0 | 0 | 0 |
| Undervotes | 19 | | | 1 | 10 | 8 |

Justice, Supreme Ct. PI. 5

Vote For 1

| | TOTAL | VOTE % | | Absentee | Early Voting | Election Day |
|--------------------|-------|---------|------------------------------------------------------------------------|----------|--------------|--------------|
| REP Rebeca Huddle | 579 | 48.98% | <div style="width: 48.98%;"><div style="width: 48.98%;"></div></div> | 32 | 378 | 169 |
| DEM Amanda Reichel | 603 | 51.02% | <div style="width: 51.02%;"><div style="width: 51.02%;"></div></div> | 55 | 394 | 154 |
| Total Votes Cast | 1,182 | 100.00% | <div style="width: 100.00%;"><div style="width: 100.00%;"></div></div> | 87 | 772 | 323 |
| Overvotes | 0 | | | 0 | 0 | 0 |
| Undervotes | 24 | | | 1 | 13 | 10 |

Justice, Supreme Ct. PI. 9

Vote For 1

| | TOTAL | VOTE % | | Absentee | Early Voting | Election Day |
|---------------------|-------|---------|------------------------------------------------------------------------|----------|--------------|--------------|
| REP Evan Young | 574 | 48.81% | <div style="width: 48.81%;"><div style="width: 48.81%;"></div></div> | 31 | 376 | 167 |
| DEM Julia Maldonado | 602 | 51.19% | <div style="width: 51.19%;"><div style="width: 51.19%;"></div></div> | 53 | 396 | 153 |
| Total Votes Cast | 1,176 | 100.00% | <div style="width: 100.00%;"><div style="width: 100.00%;"></div></div> | 84 | 772 | 320 |
| Overvotes | 0 | | | 0 | 0 | 0 |
| Undervotes | 30 | | | 4 | 13 | 13 |

November 8, 2022

Smith County

Precinct 0035**Judge, Ct of Crim. Appeals, PI 5**

Vote For 1

| | TOTAL | VOTE % | | Absentee | Early Voting | Election Day |
|------------------|-------|---------|------------------------------------------------------------------------|----------|--------------|--------------|
| REP Scott Walker | 576 | 48.94% | <div style="width: 48.94%;"><div style="width: 48.94%;"></div></div> | 30 | 377 | 169 |
| DEM Dana Huffman | 601 | 51.06% | <div style="width: 51.06%;"><div style="width: 51.06%;"></div></div> | 55 | 392 | 154 |
| Total Votes Cast | 1,177 | 100.00% | <div style="width: 100.00%;"><div style="width: 100.00%;"></div></div> | 85 | 769 | 323 |
| Overvotes | 0 | | | 0 | 0 | 0 |
| Undervotes | 29 | | | 3 | 16 | 10 |

Judge, Ct of Crim. Appeals, PI 6

Vote For 1

| | TOTAL | VOTE % | | Absentee | Early Voting | Election Day |
|---------------------------|-------|---------|------------------------------------------------------------------------|----------|--------------|--------------|
| REP Jesse F. McClure, III | 574 | 48.73% | <div style="width: 48.73%;"><div style="width: 48.73%;"></div></div> | 32 | 377 | 165 |
| DEM Robert Johnson | 604 | 51.27% | <div style="width: 51.27%;"><div style="width: 51.27%;"></div></div> | 54 | 395 | 155 |
| Total Votes Cast | 1,178 | 100.00% | <div style="width: 100.00%;"><div style="width: 100.00%;"></div></div> | 86 | 772 | 320 |
| Overvotes | 0 | | | 0 | 0 | 0 |
| Undervotes | 28 | | | 2 | 13 | 13 |

State Representative, District 6

Vote For 1

| | TOTAL | VOTE % | | Absentee | Early Voting | Election Day |
|-------------------|-------|---------|------------------------------------------------------------------------|----------|--------------|--------------|
| REP Matt Schaefer | 581 | 49.24% | <div style="width: 49.24%;"><div style="width: 49.24%;"></div></div> | 32 | 379 | 170 |
| DEM Cody J. Grace | 599 | 50.76% | <div style="width: 50.76%;"><div style="width: 50.76%;"></div></div> | 52 | 395 | 152 |
| Total Votes Cast | 1,180 | 100.00% | <div style="width: 100.00%;"><div style="width: 100.00%;"></div></div> | 84 | 774 | 322 |
| Overvotes | 0 | | | 0 | 0 | 0 |
| Undervotes | 26 | | | 4 | 11 | 11 |

Smith Prop A

Vote For 1

| | TOTAL | VOTE % | | Absentee | Early Voting | Election Day |
|------------------|-------|---------|------------------------------------------------------------------------|----------|--------------|--------------|
| FOR | 661 | 55.69% | <div style="width: 55.69%;"><div style="width: 55.69%;"></div></div> | 54 | 440 | 167 |
| AGAINST | 526 | 44.31% | <div style="width: 44.31%;"><div style="width: 44.31%;"></div></div> | 30 | 334 | 162 |
| Total Votes Cast | 1,187 | 100.00% | <div style="width: 100.00%;"><div style="width: 100.00%;"></div></div> | 84 | 774 | 329 |
| Overvotes | 0 | | | 0 | 0 | 0 |
| Undervotes | 19 | | | 4 | 11 | 4 |

November 8, 2022

Smith County

Precinct 0036

Statistics

| | TOTAL | Absentee | Early Voting | Election Day |
|---------------------------|--------|----------|--------------|--------------|
| Registered Voters - Total | 3,225 | | | |
| Ballots Cast - Total | 1,006 | 66 | 647 | 293 |
| Ballots Cast - Blank | 0 | 0 | 0 | 0 |
| Voter Turnout - Total | 31.19% | | | |

US Representative, Dist 1

Vote For 1

| | TOTAL | VOTE % | Absentee | Early Voting | Election Day |
|-------------------------|-------|---------|----------|--------------|--------------|
| REP Nathaniel Moran | 264 | 26.56% | 12 | 153 | 99 |
| DEM Jrmr (JJ) Jefferson | 730 | 73.44% | 50 | 487 | 193 |
| Total Votes Cast | 994 | 100.00% | 62 | 640 | 292 |
| Overvotes | 0 | | 0 | 0 | 0 |
| Undervotes | 12 | | 4 | 7 | 1 |

Governor

Vote For 1

| | TOTAL | VOTE % | Absentee | Early Voting | Election Day |
|--------------------------------|-------|---------|----------|--------------|--------------|
| REP Greg Abbott | 247 | 24.68% | 11 | 145 | 91 |
| DEM Beto O'Rourke | 732 | 73.13% | 53 | 485 | 194 |
| LIB Mark Tippetts | 13 | 1.30% | 0 | 8 | 5 |
| GRN Delilah Barrios | 7 | 0.70% | 0 | 5 | 2 |
| Write-In Totals | 2 | 0.20% | 0 | 1 | 1 |
| Write-In: Jacqueline Abernathy | 1 | 0.10% | 0 | 0 | 1 |
| Write-In: Uncertified | 1 | 0.10% | 0 | 1 | 0 |
| Write-In: Mark V Goloby | 0 | 0.00% | 0 | 0 | 0 |
| Not Assigned | 0 | 0.00% | 0 | 0 | 0 |
| Total Votes Cast | 1,001 | 100.00% | 64 | 644 | 293 |
| Overvotes | 0 | | 0 | 0 | 0 |
| Undervotes | 5 | | 2 | 3 | 0 |

Lieutenant Governor

Vote For 1

| | TOTAL | VOTE % | Absentee | Early Voting | Election Day |
|-------------------|-------|---------|----------|--------------|--------------|
| REP Dan Patrick | 248 | 24.90% | 11 | 145 | 92 |
| DEM Mike Collier | 721 | 72.39% | 52 | 488 | 181 |
| LIB Shanna Steele | 27 | 2.71% | 1 | 11 | 15 |
| Total Votes Cast | 996 | 100.00% | 64 | 644 | 288 |
| Overvotes | 0 | | 0 | 0 | 0 |
| Undervotes | 10 | | 2 | 3 | 5 |

November 8, 2022

Smith County

Precinct 0036**Attorney General**

Vote For 1

| | TOTAL | VOTE % | | Absentee | Early Voting | Election Day |
|-----------------------------|-------|---------|------------------------------------------------------------------------|----------|--------------|--------------|
| REP Ken Paxton | 238 | 23.94% | <div style="width: 23.94%;"><div style="width: 23.94%;"></div></div> | 10 | 137 | 91 |
| DEM Rochelle Mercedes Garza | 730 | 73.44% | <div style="width: 73.44%;"><div style="width: 73.44%;"></div></div> | 54 | 489 | 187 |
| LIB Mark Ash | 26 | 2.62% | <div style="width: 2.62%;"><div style="width: 2.62%;"></div></div> | 1 | 13 | 12 |
| Total Votes Cast | 994 | 100.00% | <div style="width: 100.00%;"><div style="width: 100.00%;"></div></div> | 65 | 639 | 290 |
| Overvotes | 0 | | | 0 | 0 | 0 |
| Undervotes | 12 | | | 1 | 8 | 3 |

Comptroller of Public Accounts

Vote For 1

| | TOTAL | VOTE % | | Absentee | Early Voting | Election Day |
|--------------------------------|-------|---------|------------------------------------------------------------------------|----------|--------------|--------------|
| REP Glenn Hegar | 246 | 24.90% | <div style="width: 24.90%;"><div style="width: 24.90%;"></div></div> | 10 | 149 | 87 |
| DEM Janet T. Dudding | 711 | 71.96% | <div style="width: 71.96%;"><div style="width: 71.96%;"></div></div> | 52 | 478 | 181 |
| LIB V. Alonzo Echevarria-Garza | 31 | 3.14% | <div style="width: 3.14%;"><div style="width: 3.14%;"></div></div> | 1 | 15 | 15 |
| Total Votes Cast | 988 | 100.00% | <div style="width: 100.00%;"><div style="width: 100.00%;"></div></div> | 63 | 642 | 283 |
| Overvotes | 0 | | | 0 | 0 | 0 |
| Undervotes | 18 | | | 3 | 5 | 10 |

Comm. General Land Office

Vote For 1

| | TOTAL | VOTE % | | Absentee | Early Voting | Election Day |
|--------------------------------|-------|---------|------------------------------------------------------------------------|----------|--------------|--------------|
| REP Dawn Buckingham | 232 | 23.51% | <div style="width: 23.51%;"><div style="width: 23.51%;"></div></div> | 9 | 143 | 80 |
| DEM Jay Kleberg | 739 | 74.87% | <div style="width: 74.87%;"><div style="width: 74.87%;"></div></div> | 54 | 489 | 196 |
| GRN Alfred Molison, Jr. | 16 | 1.62% | <div style="width: 1.62%;"><div style="width: 1.62%;"></div></div> | 0 | 9 | 7 |
| Write-In Totals | 0 | 0.00% | <div style="width: 0.00%;"><div style="width: 0.00%;"></div></div> | 0 | 0 | 0 |
| Write-In: Carrie Evelyn Menger | 0 | 0.00% | <div style="width: 0.00%;"><div style="width: 0.00%;"></div></div> | 0 | 0 | 0 |
| Write-In: Uncertified | 0 | 0.00% | <div style="width: 0.00%;"><div style="width: 0.00%;"></div></div> | 0 | 0 | 0 |
| Not Assigned | 0 | 0.00% | <div style="width: 0.00%;"><div style="width: 0.00%;"></div></div> | 0 | 0 | 0 |
| Total Votes Cast | 987 | 100.00% | <div style="width: 100.00%;"><div style="width: 100.00%;"></div></div> | 63 | 641 | 283 |
| Overvotes | 0 | | | 0 | 0 | 0 |
| Undervotes | 19 | | | 3 | 6 | 10 |

Commissioner of Agriculture

Vote For 1






| | TOTAL | VOTE % | | Absentee | Early Voting | Election Day |
|------------------|-------|---------|------------------------------------------------------------------------|----------|--------------|--------------|
| REP Sid Miller | 242 | 24.72% | <div style="width: 24.72%;"><div style="width: 24.72%;"></div></div> | 9 | 143 | 90 |
| DEM Susan Hays | 737 | 75.28% | <div style="width: 75.28%;"><div style="width: 75.28%;"></div></div> | 53 | 491 | 193 |
| Total Votes Cast | 979 | 100.00% | <div style="width: 100.00%;"><div style="width: 100.00%;"></div></div> | 62 | 634 | 283 |
| Overvotes | 0 | | | 0 | 0 | 0 |
| Undervotes | 27 | | | 4 | 13 | 10 |

November 8, 2022

Smith County





Precinct 0036**Railroad Commissioner**

Vote For 1

| | TOTAL | VOTE % | | Absentee | Early Voting | Election Day |
|-----------------------|-------|---------|-----------------------------------------------------------------------------------|----------|--------------|--------------|
| REP Wayne Christian | 227 | 23.05% |  | 9 | 138 | 80 |
| DEM Luke Warford | 716 | 72.69% |  | 53 | 482 | 181 |
| LIB Jaime Andres Diez | 33 | 3.35% |  | 1 | 18 | 14 |
| GRN Hunter Wayne Crow | 9 | 0.91% |  | 0 | 2 | 7 |
| Total Votes Cast | 985 | 100.00% |  | 63 | 640 | 282 |
| Overvotes | 0 | | | 0 | 0 | 0 |
| Undervotes | 21 | | | 3 | 7 | 11 |




Justice, Supreme Ct. PI. 3

Vote For 1

| | TOTAL | VOTE % | | Absentee | Early Voting | Election Day |
|--------------------------|-------|---------|-----------------------------------------------------------------------------------|----------|--------------|--------------|
| REP Debra Lehrmann | 236 | 23.96% |  | 10 | 141 | 85 |
| DEM Erin A. Nowell | 728 | 73.91% |  | 53 | 489 | 186 |
| LIB Thomas Edward Oxford | 21 | 2.13% |  | 0 | 8 | 13 |
| Total Votes Cast | 985 | 100.00% |  | 63 | 638 | 284 |
| Overvotes | 0 | | | 0 | 0 | 0 |
| Undervotes | 21 | | | 3 | 9 | 9 |




Justice, Supreme Ct. PI. 5

Vote For 1

| | TOTAL | VOTE % | | Absentee | Early Voting | Election Day |
|--------------------|-------|---------|-------------------------------------------------------------------------------------|----------|--------------|--------------|
| REP Rebeca Huddle | 245 | 24.95% |  | 9 | 143 | 93 |
| DEM Amanda Reichel | 737 | 75.05% |  | 54 | 491 | 192 |
| Total Votes Cast | 982 | 100.00% |  | 63 | 634 | 285 |
| Overvotes | 0 | | | 0 | 0 | 0 |
| Undervotes | 24 | | | 3 | 13 | 8 |

Justice, Supreme Ct. PI. 9

Vote For 1




| | TOTAL | VOTE % | | Absentee | Early Voting | Election Day |
|---------------------|-------|---------|-------------------------------------------------------------------------------------|----------|--------------|--------------|
| REP Evan Young | 245 | 24.95% |  | 10 | 142 | 93 |
| DEM Julia Maldonado | 737 | 75.05% |  | 53 | 493 | 191 |
| Total Votes Cast | 982 | 100.00% |  | 63 | 635 | 284 |
| Overvotes | 0 | | | 0 | 0 | 0 |
| Undervotes | 24 | | | 3 | 12 | 9 |

November 8, 2022

Smith County




Precinct 0036**Judge, Ct of Crim. Appeals, PI 5**

Vote For 1

| | TOTAL | VOTE % | | Absentee | Early Voting | Election Day |
|------------------|-------|---------|-----------------------------------------------------------------------------------|----------|--------------|--------------|
| REP Scott Walker | 241 | 24.59% |  | 8 | 145 | 88 |
| DEM Dana Huffman | 739 | 75.41% |  | 54 | 490 | 195 |
| Total Votes Cast | 980 | 100.00% |  | 62 | 635 | 283 |
| Overvotes | 0 | | | 0 | 0 | 0 |
| Undervotes | 26 | | | 4 | 12 | 10 |




Judge, Ct of Crim. Appeals, PI 6

Vote For 1

| | TOTAL | VOTE % | | Absentee | Early Voting | Election Day |
|---------------------------|-------|---------|-----------------------------------------------------------------------------------|----------|--------------|--------------|
| REP Jesse F. McClure, III | 241 | 24.74% |  | 9 | 141 | 91 |
| DEM Robert Johnson | 733 | 75.26% |  | 51 | 491 | 191 |
| Total Votes Cast | 974 | 100.00% |  | 60 | 632 | 282 |
| Overvotes | 1 | | | 1 | 0 | 0 |
| Undervotes | 31 | | | 5 | 15 | 11 |




State Representative, District 6

Vote For 1

| | TOTAL | VOTE % | | Absentee | Early Voting | Election Day |
|-------------------|-------|---------|-------------------------------------------------------------------------------------|----------|--------------|--------------|
| REP Matt Schaefer | 244 | 24.95% |  | 7 | 145 | 92 |
| DEM Cody J. Grace | 734 | 75.05% |  | 50 | 490 | 194 |
| Total Votes Cast | 978 | 100.00% |  | 57 | 635 | 286 |
| Overvotes | 0 | | | 0 | 0 | 0 |
| Undervotes | 28 | | | 9 | 12 | 7 |

Smith Prop A

Vote For 1

| | TOTAL | VOTE % | | Absentee | Early Voting | Election Day |
|------------------|-------|---------|-------------------------------------------------------------------------------------|----------|--------------|--------------|
| FOR | 440 | 44.94% |  | 32 | 286 | 122 |
| AGAINST | 539 | 55.06% |  | 24 | 349 | 166 |
| Total Votes Cast | 979 | 100.00% |  | 56 | 635 | 288 |
| Overvotes | 0 | | | 0 | 0 | 0 |
| Undervotes | 27 | | | 10 | 12 | 5 |

November 8, 2022

Smith County

Precinct 0037

Statistics

| | TOTAL | Absentee | Early Voting | Election Day |
|---------------------------|--------|----------|--------------|--------------|
| Registered Voters - Total | 1,935 | | | |
| Ballots Cast - Total | 1,144 | 14 | 821 | 309 |
| Ballots Cast - Blank | 0 | 0 | 0 | 0 |
| Voter Turnout - Total | 59.12% | | | |

US Representative, Dist 1

Vote For 1

| | TOTAL | VOTE % | Absentee | Early Voting | Election Day |
|-------------------------|-------|---------|----------|--------------|--------------|
| REP Nathaniel Moran | 970 | 85.46% | 7 | 692 | 271 |
| DEM Jrmr (JJ) Jefferson | 165 | 14.54% | 6 | 122 | 37 |
| Total Votes Cast | 1,135 | 100.00% | 13 | 814 | 308 |
| Overvotes | 0 | | 0 | 0 | 0 |
| Undervotes | 9 | | 1 | 7 | 1 |

Governor

Vote For 1

| | TOTAL | VOTE % | Absentee | Early Voting | Election Day |
|--------------------------------|-------|---------|----------|--------------|--------------|
| REP Greg Abbott | 944 | 82.81% | 8 | 673 | 263 |
| DEM Beto O'Rourke | 187 | 16.40% | 6 | 135 | 46 |
| LIB Mark Tippetts | 7 | 0.61% | 0 | 7 | 0 |
| GRN Delilah Barrios | 0 | 0.00% | 0 | 0 | 0 |
| Write-In Totals | 2 | 0.18% | 0 | 2 | 0 |
| Write-In: Uncertified | 2 | 0.18% | 0 | 2 | 0 |
| Write-In: Jacqueline Abernathy | 0 | 0.00% | 0 | 0 | 0 |
| Write-In: Mark V Goloby | 0 | 0.00% | 0 | 0 | 0 |
| Not Assigned | 0 | 0.00% | 0 | 0 | 0 |
| Total Votes Cast | 1,140 | 100.00% | 14 | 817 | 309 |
| Overvotes | 0 | | 0 | 0 | 0 |
| Undervotes | 4 | | 0 | 4 | 0 |

Lieutenant Governor

Vote For 1

| | TOTAL | VOTE % | Absentee | Early Voting | Election Day |
|-------------------|-------|---------|----------|--------------|--------------|
| REP Dan Patrick | 939 | 82.59% | 8 | 672 | 259 |
| DEM Mike Collier | 181 | 15.92% | 6 | 129 | 46 |
| LIB Shanna Steele | 17 | 1.50% | 0 | 14 | 3 |
| Total Votes Cast | 1,137 | 100.00% | 14 | 815 | 308 |
| Overvotes | 0 | | 0 | 0 | 0 |
| Undervotes | 7 | | 0 | 6 | 1 |

November 8, 2022

Smith County

Precinct 0037**Attorney General**

Vote For 1

| | TOTAL | VOTE % | | Absentee | Early Voting | Election Day |
|-----------------------------|-------|---------|--|----------|--------------|--------------|
| REP Ken Paxton | 922 | 81.31% | | 8 | 662 | 252 |
| DEM Rochelle Mercedes Garza | 189 | 16.67% | | 6 | 138 | 45 |
| LIB Mark Ash | 23 | 2.03% | | 0 | 13 | 10 |
| Total Votes Cast | 1,134 | 100.00% | | 14 | 813 | 307 |
| Overvotes | 0 | | | 0 | 0 | 0 |
| Undervotes | 10 | | | 0 | 8 | 2 |

Comptroller of Public Accounts

Vote For 1

| | TOTAL | VOTE % | | Absentee | Early Voting | Election Day |
|--------------------------------|-------|---------|--|----------|--------------|--------------|
| REP Glenn Hegar | 951 | 84.08% | | 8 | 681 | 262 |
| DEM Janet T. Dudding | 171 | 15.12% | | 5 | 128 | 38 |
| LIB V. Alonzo Echevarria-Garza | 9 | 0.80% | | 1 | 4 | 4 |
| Total Votes Cast | 1,131 | 100.00% | | 14 | 813 | 304 |
| Overvotes | 0 | | | 0 | 0 | 0 |
| Undervotes | 13 | | | 0 | 8 | 5 |

Comm. General Land Office

Vote For 1

| | TOTAL | VOTE % | | Absentee | Early Voting | Election Day |
|--------------------------------|-------|---------|--|----------|--------------|--------------|
| REP Dawn Buckingham | 935 | 82.82% | | 7 | 669 | 259 |
| DEM Jay Kleberg | 186 | 16.47% | | 6 | 137 | 43 |
| GRN Alfred Molison, Jr. | 7 | 0.62% | | 1 | 4 | 2 |
| Write-In Totals | 1 | 0.09% | | 0 | 1 | 0 |
| Write-In: Uncertified | 1 | 0.09% | | 0 | 1 | 0 |
| Write-In: Carrie Evelyn Menger | 0 | 0.00% | | 0 | 0 | 0 |
| Not Assigned | 0 | 0.00% | | 0 | 0 | 0 |
| Total Votes Cast | 1,129 | 100.00% | | 14 | 811 | 304 |
| Overvotes | 0 | | | 0 | 0 | 0 |
| Undervotes | 15 | | | 0 | 10 | 5 |

Commissioner of Agriculture

Vote For 1






| | TOTAL | VOTE % | | Absentee | Early Voting | Election Day |
|------------------|-------|---------|--|----------|--------------|--------------|
| REP Sid Miller | 942 | 83.44% | | 8 | 675 | 259 |
| DEM Susan Hays | 187 | 16.56% | | 5 | 137 | 45 |
| Total Votes Cast | 1,129 | 100.00% | | 13 | 812 | 304 |
| Overvotes | 0 | | | 0 | 0 | 0 |
| Undervotes | 15 | | | 1 | 9 | 5 |

November 8, 2022

Smith County





Precinct 0037**Railroad Commissioner**

Vote For 1

| | TOTAL | VOTE % | | Absentee | Early Voting | Election Day |
|-----------------------|-------|---------|-----------------------------------------------------------------------------------|----------|--------------|--------------|
| REP Wayne Christian | 936 | 82.83% |  | 8 | 671 | 257 |
| DEM Luke Warford | 171 | 15.13% |  | 5 | 129 | 37 |
| LIB Jaime Andres Diez | 18 | 1.59% |  | 1 | 8 | 9 |
| GRN Hunter Wayne Crow | 5 | 0.44% |  | 0 | 4 | 1 |
| Total Votes Cast | 1,130 | 100.00% |  | 14 | 812 | 304 |
| Overvotes | 0 | | | 0 | 0 | 0 |
| Undervotes | 14 | | | 0 | 9 | 5 |




Justice, Supreme Ct. PI. 3

Vote For 1

| | TOTAL | VOTE % | | Absentee | Early Voting | Election Day |
|--------------------------|-------|---------|-----------------------------------------------------------------------------------|----------|--------------|--------------|
| REP Debra Lehrmann | 934 | 82.73% |  | 8 | 674 | 252 |
| DEM Erin A. Nowell | 182 | 16.12% |  | 6 | 131 | 45 |
| LIB Thomas Edward Oxford | 13 | 1.15% |  | 0 | 7 | 6 |
| Total Votes Cast | 1,129 | 100.00% |  | 14 | 812 | 303 |
| Overvotes | 0 | | | 0 | 0 | 0 |
| Undervotes | 15 | | | 0 | 9 | 6 |




Justice, Supreme Ct. PI. 5

Vote For 1

| | TOTAL | VOTE % | | Absentee | Early Voting | Election Day |
|--------------------|-------|---------|-------------------------------------------------------------------------------------|----------|--------------|--------------|
| REP Rebeca Huddle | 946 | 83.64% |  | 8 | 676 | 262 |
| DEM Amanda Reichel | 185 | 16.36% |  | 6 | 135 | 44 |
| Total Votes Cast | 1,131 | 100.00% |  | 14 | 811 | 306 |
| Overvotes | 0 | | | 0 | 0 | 0 |
| Undervotes | 13 | | | 0 | 10 | 3 |

Justice, Supreme Ct. PI. 9

Vote For 1

| | TOTAL | VOTE % | | Absentee | Early Voting | Election Day |
|---------------------|-------|---------|-------------------------------------------------------------------------------------|----------|--------------|--------------|
| REP Evan Young | 946 | 83.64% |  | 8 | 677 | 261 |
| DEM Julia Maldonado | 185 | 16.36% |  | 6 | 135 | 44 |
| Total Votes Cast | 1,131 | 100.00% |  | 14 | 812 | 305 |
| Overvotes | 0 | | | 0 | 0 | 0 |
| Undervotes | 13 | | | 0 | 9 | 4 |

November 8, 2022

Smith County

Precinct 0037**Judge, Ct of Crim. Appeals, PI 5**

Vote For 1

| | TOTAL | VOTE % | | Absentee | Early Voting | Election Day |
|------------------|-------|---------|------------------------------------------------------------------------|----------|--------------|--------------|
| REP Scott Walker | 939 | 83.17% | <div style="width: 83.17%;"><div style="width: 83.17%;"></div></div> | 7 | 677 | 255 |
| DEM Dana Huffman | 190 | 16.83% | <div style="width: 16.83%;"><div style="width: 16.83%;"></div></div> | 7 | 134 | 49 |
| Total Votes Cast | 1,129 | 100.00% | <div style="width: 100.00%;"><div style="width: 100.00%;"></div></div> | 14 | 811 | 304 |
| Overvotes | 0 | | | 0 | 0 | 0 |
| Undervotes | 15 | | | 0 | 10 | 5 |

Judge, Ct of Crim. Appeals, PI 6

Vote For 1

| | TOTAL | VOTE % | | Absentee | Early Voting | Election Day |
|---------------------------|-------|---------|------------------------------------------------------------------------|----------|--------------|--------------|
| REP Jesse F. McClure, III | 945 | 84.00% | <div style="width: 84.00%;"><div style="width: 84.00%;"></div></div> | 8 | 675 | 262 |
| DEM Robert Johnson | 180 | 16.00% | <div style="width: 16.00%;"><div style="width: 16.00%;"></div></div> | 6 | 131 | 43 |
| Total Votes Cast | 1,125 | 100.00% | <div style="width: 100.00%;"><div style="width: 100.00%;"></div></div> | 14 | 806 | 305 |
| Overvotes | 0 | | | 0 | 0 | 0 |
| Undervotes | 19 | | | 0 | 15 | 4 |

State Representative, District 6

Vote For 1

| | TOTAL | VOTE % | | Absentee | Early Voting | Election Day |
|-------------------|-------|---------|------------------------------------------------------------------------|----------|--------------|--------------|
| REP Matt Schaefer | 944 | 83.47% | <div style="width: 83.47%;"><div style="width: 83.47%;"></div></div> | 5 | 672 | 267 |
| DEM Cody J. Grace | 187 | 16.53% | <div style="width: 16.53%;"><div style="width: 16.53%;"></div></div> | 7 | 139 | 41 |
| Total Votes Cast | 1,131 | 100.00% | <div style="width: 100.00%;"><div style="width: 100.00%;"></div></div> | 12 | 811 | 308 |
| Overvotes | 0 | | | 0 | 0 | 0 |
| Undervotes | 13 | | | 2 | 10 | 1 |

Smith Prop A

Vote For 1

| | TOTAL | VOTE % | | Absentee | Early Voting | Election Day |
|------------------|-------|---------|------------------------------------------------------------------------|----------|--------------|--------------|
| FOR | 634 | 56.71% | <div style="width: 56.71%;"><div style="width: 56.71%;"></div></div> | 8 | 472 | 154 |
| AGAINST | 484 | 43.29% | <div style="width: 43.29%;"><div style="width: 43.29%;"></div></div> | 4 | 335 | 145 |
| Total Votes Cast | 1,118 | 100.00% | <div style="width: 100.00%;"><div style="width: 100.00%;"></div></div> | 12 | 807 | 299 |
| Overvotes | 0 | | | 0 | 0 | 0 |
| Undervotes | 26 | | | 2 | 14 | 10 |

ESD2 5 District 5

Vote For 1

| | TOTAL | VOTE % | | Absentee | Early Voting | Election Day |
|------------------|-------|---------|------------------------------------------------------------------------|----------|--------------|--------------|
| Scotty Thornton | 92 | 71.32% | <div style="width: 71.32%;"><div style="width: 71.32%;"></div></div> | 1 | 74 | 17 |
| Hunter Rath | 37 | 28.68% | <div style="width: 28.68%;"><div style="width: 28.68%;"></div></div> | 1 | 22 | 14 |
| Total Votes Cast | 129 | 100.00% | <div style="width: 100.00%;"><div style="width: 100.00%;"></div></div> | 2 | 96 | 31 |
| Overvotes | 0 | | | 0 | 0 | 0 |
| Undervotes | 74 | | | 3 | 51 | 20 |




November 8, 2022

Smith County

Precinct 0037

WHISD Prop A

Vote For 1

| | TOTAL | VOTE % | | Absentee | Early Voting | Election Day |
|------------------|-------|---------|-----------------------------------------------------------------------------------|----------|--------------|--------------|
| FOR | 476 | 43.39% |  | 3 | 349 | 124 |
| AGAINST | 621 | 56.61% |  | 8 | 438 | 175 |
| Total Votes Cast | 1,097 | 100.00% |  | 11 | 787 | 299 |
| Overvotes | 0 | | | 0 | 0 | 0 |
| Undervotes | 33 | | | 3 | 21 | 9 |

November 8, 2022




Smith County

Precinct 0038**Statistics**

| | TOTAL | Absentee | Early Voting | Election Day |
|---------------------------|--------|----------|--------------|--------------|
| Registered Voters - Total | 2,674 | | | |
| Ballots Cast - Total | 1,256 | 81 | 807 | 368 |
| Ballots Cast - Blank | 0 | 0 | 0 | 0 |
| Voter Turnout - Total | 46.97% | | | |











US Representative, Dist 1

Vote For 1

| | TOTAL | VOTE % | | Absentee | Early Voting | Election Day |
|--------------------------|-------|---------|-----------------------------------------------------------------------------------|----------|--------------|--------------|
| REP Nathaniel Moran | 896 | 72.43% |  | 55 | 595 | 246 |
| DEM Jrmar (JJ) Jefferson | 341 | 27.57% |  | 25 | 199 | 117 |
| Total Votes Cast | 1,237 | 100.00% |  | 80 | 794 | 363 |
| Overvotes | 0 | | | 0 | 0 | 0 |
| Undervotes | 19 | | | 1 | 13 | 5 |





Governor

Vote For 1

| | TOTAL | VOTE % | | Absentee | Early Voting | Election Day |
|--------------------------------|-------|---------|-------------------------------------------------------------------------------------|----------|--------------|--------------|
| REP Greg Abbott | 880 | 70.46% |  | 56 | 590 | 234 |
| DEM Beto O'Rourke | 351 | 28.10% |  | 23 | 203 | 125 |
| LIB Mark Tippetts | 15 | 1.20% |  | 0 | 9 | 6 |
| GRN Delilah Barrios | 3 | 0.24% |  | 1 | 0 | 2 |
| Write-In Totals | 0 | 0.00% |  | 0 | 0 | 0 |
| Write-In: Jacqueline Abernathy | 0 | 0.00% |  | 0 | 0 | 0 |
| Write-In: Mark V Goloby | 0 | 0.00% |  | 0 | 0 | 0 |
| Write-In: Uncertified | 0 | 0.00% |  | 0 | 0 | 0 |
| Not Assigned | 0 | 0.00% |  | 0 | 0 | 0 |
| Total Votes Cast | 1,249 | 100.00% |  | 80 | 802 | 367 |
| Overvotes | 0 | | | 0 | 0 | 0 |
| Undervotes | 7 | | | 1 | 5 | 1 |

Lieutenant Governor

Vote For 1

| | TOTAL | VOTE % | | Absentee | Early Voting | Election Day |
|-------------------|-------|---------|-------------------------------------------------------------------------------------|----------|--------------|--------------|
| REP Dan Patrick | 859 | 69.44% |  | 53 | 582 | 224 |
| DEM Mike Collier | 349 | 28.21% |  | 26 | 200 | 123 |
| LIB Shanna Steele | 29 | 2.34% |  | 1 | 15 | 13 |
| Total Votes Cast | 1,237 | 100.00% |  | 80 | 797 | 360 |
| Overvotes | 0 | | | 0 | 0 | 0 |
| Undervotes | 19 | | | 1 | 10 | 8 |

November 8, 2022

Smith County

Precinct 0038**Attorney General**

Vote For 1

| | TOTAL | VOTE % | | Absentee | Early Voting | Election Day |
|-----------------------------|-------|---------|------------------------------------------------------------------------|----------|--------------|--------------|
| REP Ken Paxton | 838 | 67.96% | <div style="width: 67.96%;"><div style="width: 67.96%;"></div></div> | 51 | 561 | 226 |
| DEM Rochelle Mercedes Garza | 356 | 28.87% | <div style="width: 28.87%;"><div style="width: 28.87%;"></div></div> | 27 | 207 | 122 |
| LIB Mark Ash | 39 | 3.16% | <div style="width: 3.16%;"><div style="width: 3.16%;"></div></div> | 1 | 26 | 12 |
| Total Votes Cast | 1,233 | 100.00% | <div style="width: 100.00%;"><div style="width: 100.00%;"></div></div> | 79 | 794 | 360 |
| Overvotes | 0 | | | 0 | 0 | 0 |
| Undervotes | 23 | | | 2 | 13 | 8 |

Comptroller of Public Accounts

Vote For 1

| | TOTAL | VOTE % | | Absentee | Early Voting | Election Day |
|--------------------------------|-------|---------|------------------------------------------------------------------------|----------|--------------|--------------|
| REP Glenn Hegar | 872 | 70.84% | <div style="width: 70.84%;"><div style="width: 70.84%;"></div></div> | 53 | 590 | 229 |
| DEM Janet T. Dudding | 339 | 27.54% | <div style="width: 27.54%;"><div style="width: 27.54%;"></div></div> | 25 | 197 | 117 |
| LIB V. Alonzo Echevarria-Garza | 20 | 1.62% | <div style="width: 1.62%;"><div style="width: 1.62%;"></div></div> | 0 | 7 | 13 |
| Total Votes Cast | 1,231 | 100.00% | <div style="width: 100.00%;"><div style="width: 100.00%;"></div></div> | 78 | 794 | 359 |
| Overvotes | 0 | | | 0 | 0 | 0 |
| Undervotes | 25 | | | 3 | 13 | 9 |

Comm. General Land Office

Vote For 1

| | TOTAL | VOTE % | | Absentee | Early Voting | Election Day |
|--------------------------------|-------|---------|------------------------------------------------------------------------|----------|--------------|--------------|
| REP Dawn Buckingham | 865 | 70.67% | <div style="width: 70.67%;"><div style="width: 70.67%;"></div></div> | 53 | 582 | 230 |
| DEM Jay Kleberg | 350 | 28.59% | <div style="width: 28.59%;"><div style="width: 28.59%;"></div></div> | 25 | 203 | 122 |
| GRN Alfred Molison, Jr. | 9 | 0.74% | <div style="width: 0.74%;"><div style="width: 0.74%;"></div></div> | 1 | 3 | 5 |
| Write-In Totals | 0 | 0.00% | <div style="width: 0.00%;"><div style="width: 0.00%;"></div></div> | 0 | 0 | 0 |
| Write-In: Carrie Evelyn Menger | 0 | 0.00% | <div style="width: 0.00%;"><div style="width: 0.00%;"></div></div> | 0 | 0 | 0 |
| Write-In: Uncertified | 0 | 0.00% | <div style="width: 0.00%;"><div style="width: 0.00%;"></div></div> | 0 | 0 | 0 |
| Not Assigned | 0 | 0.00% | <div style="width: 0.00%;"><div style="width: 0.00%;"></div></div> | 0 | 0 | 0 |
| Total Votes Cast | 1,224 | 100.00% | <div style="width: 100.00%;"><div style="width: 100.00%;"></div></div> | 79 | 788 | 357 |
| Overvotes | 0 | | | 0 | 0 | 0 |
| Undervotes | 32 | | | 2 | 19 | 11 |

Commissioner of Agriculture

Vote For 1






| | TOTAL | VOTE % | | Absentee | Early Voting | Election Day |
|------------------|-------|---------|------------------------------------------------------------------------|----------|--------------|--------------|
| REP Sid Miller | 871 | 71.04% | <div style="width: 71.04%;"><div style="width: 71.04%;"></div></div> | 53 | 583 | 235 |
| DEM Susan Hays | 355 | 28.96% | <div style="width: 28.96%;"><div style="width: 28.96%;"></div></div> | 26 | 207 | 122 |
| Total Votes Cast | 1,226 | 100.00% | <div style="width: 100.00%;"><div style="width: 100.00%;"></div></div> | 79 | 790 | 357 |
| Overvotes | 0 | | | 0 | 0 | 0 |
| Undervotes | 30 | | | 2 | 17 | 11 |

November 8, 2022

Smith County





Precinct 0038**Railroad Commissioner**

Vote For 1

| | TOTAL | VOTE % | | Absentee | Early Voting | Election Day |
|-----------------------|-------|---------|-----------------------------------------------------------------------------------|----------|--------------|--------------|
| REP Wayne Christian | 853 | 70.09% |  | 53 | 573 | 227 |
| DEM Luke Warford | 327 | 26.87% |  | 24 | 192 | 111 |
| LIB Jaime Andres Diez | 29 | 2.38% |  | 1 | 13 | 15 |
| GRN Hunter Wayne Crow | 8 | 0.66% |  | 1 | 4 | 3 |
| Total Votes Cast | 1,217 | 100.00% |  | 79 | 782 | 356 |
| Overvotes | 0 | | | 0 | 0 | 0 |
| Undervotes | 39 | | | 2 | 25 | 12 |




Justice, Supreme Ct. PI. 3

Vote For 1

| | TOTAL | VOTE % | | Absentee | Early Voting | Election Day |
|--------------------------|-------|---------|-----------------------------------------------------------------------------------|----------|--------------|--------------|
| REP Debra Lehrmann | 865 | 70.67% |  | 54 | 580 | 231 |
| DEM Erin A. Nowell | 336 | 27.45% |  | 25 | 197 | 114 |
| LIB Thomas Edward Oxford | 23 | 1.88% |  | 0 | 12 | 11 |
| Total Votes Cast | 1,224 | 100.00% |  | 79 | 789 | 356 |
| Overvotes | 0 | | | 0 | 0 | 0 |
| Undervotes | 32 | | | 2 | 18 | 12 |




Justice, Supreme Ct. PI. 5

Vote For 1

| | TOTAL | VOTE % | | Absentee | Early Voting | Election Day |
|--------------------|-------|---------|-------------------------------------------------------------------------------------|----------|--------------|--------------|
| REP Rebeca Huddle | 870 | 71.37% |  | 54 | 581 | 235 |
| DEM Amanda Reichel | 349 | 28.63% |  | 25 | 205 | 119 |
| Total Votes Cast | 1,219 | 100.00% |  | 79 | 786 | 354 |
| Overvotes | 0 | | | 0 | 0 | 0 |
| Undervotes | 37 | | | 2 | 21 | 14 |

Justice, Supreme Ct. PI. 9

Vote For 1

| | TOTAL | VOTE % | | Absentee | Early Voting | Election Day |
|---------------------|-------|---------|-------------------------------------------------------------------------------------|----------|--------------|--------------|
| REP Evan Young | 865 | 71.02% |  | 54 | 578 | 233 |
| DEM Julia Maldonado | 353 | 28.98% |  | 24 | 211 | 118 |
| Total Votes Cast | 1,218 | 100.00% |  | 78 | 789 | 351 |
| Overvotes | 0 | | | 0 | 0 | 0 |
| Undervotes | 38 | | | 3 | 18 | 17 |

November 8, 2022

Smith County

Precinct 0038**Judge, Ct of Crim. Appeals, PI 5**

Vote For 1

| | TOTAL | VOTE % | | Absentee | Early Voting | Election Day |
|------------------|-------|---------|------------------------------------------------------------------------|----------|--------------|--------------|
| REP Scott Walker | 864 | 71.35% | <div style="width: 71.35%;"><div style="width: 71.35%;"></div></div> | 49 | 580 | 235 |
| DEM Dana Huffman | 347 | 28.65% | <div style="width: 28.65%;"><div style="width: 28.65%;"></div></div> | 24 | 205 | 118 |
| Total Votes Cast | 1,211 | 100.00% | <div style="width: 100.00%;"><div style="width: 100.00%;"></div></div> | 73 | 785 | 353 |
| Overvotes | 0 | | | 0 | 0 | 0 |
| Undervotes | 45 | | | 8 | 22 | 15 |

Judge, Ct of Crim. Appeals, PI 6

Vote For 1

| | TOTAL | VOTE % | | Absentee | Early Voting | Election Day |
|---------------------------|-------|---------|------------------------------------------------------------------------|----------|--------------|--------------|
| REP Jesse F. McClure, III | 863 | 71.38% | <div style="width: 71.38%;"><div style="width: 71.38%;"></div></div> | 54 | 579 | 230 |
| DEM Robert Johnson | 346 | 28.62% | <div style="width: 28.62%;"><div style="width: 28.62%;"></div></div> | 24 | 202 | 120 |
| Total Votes Cast | 1,209 | 100.00% | <div style="width: 100.00%;"><div style="width: 100.00%;"></div></div> | 78 | 781 | 350 |
| Overvotes | 0 | | | 0 | 0 | 0 |
| Undervotes | 47 | | | 3 | 26 | 18 |

State Representative, District 6

Vote For 1

| | TOTAL | VOTE % | | Absentee | Early Voting | Election Day |
|-------------------|-------|---------|------------------------------------------------------------------------|----------|--------------|--------------|
| REP Matt Schaefer | 866 | 70.58% | <div style="width: 70.58%;"><div style="width: 70.58%;"></div></div> | 49 | 580 | 237 |
| DEM Cody J. Grace | 361 | 29.42% | <div style="width: 29.42%;"><div style="width: 29.42%;"></div></div> | 26 | 212 | 123 |
| Total Votes Cast | 1,227 | 100.00% | <div style="width: 100.00%;"><div style="width: 100.00%;"></div></div> | 75 | 792 | 360 |
| Overvotes | 0 | | | 0 | 0 | 0 |
| Undervotes | 29 | | | 6 | 15 | 8 |

Smith Prop A

Vote For 1

| | TOTAL | VOTE % | | Absentee | Early Voting | Election Day |
|------------------|-------|---------|------------------------------------------------------------------------|----------|--------------|--------------|
| FOR | 748 | 60.76% | <div style="width: 60.76%;"><div style="width: 60.76%;"></div></div> | 53 | 500 | 195 |
| AGAINST | 483 | 39.24% | <div style="width: 39.24%;"><div style="width: 39.24%;"></div></div> | 19 | 298 | 166 |
| Total Votes Cast | 1,231 | 100.00% | <div style="width: 100.00%;"><div style="width: 100.00%;"></div></div> | 72 | 798 | 361 |
| Overvotes | 0 | | | 0 | 0 | 0 |
| Undervotes | 25 | | | 9 | 9 | 7 |

November 8, 2022




Smith County

Precinct 0039**Statistics**

| | TOTAL | Absentee | Early Voting | Election Day |
|---------------------------|--------|----------|--------------|--------------|
| Registered Voters - Total | 370 | | | |
| Ballots Cast - Total | 170 | 5 | 122 | 43 |
| Ballots Cast - Blank | 0 | 0 | 0 | 0 |
| Voter Turnout - Total | 45.95% | | | |











US Representative, Dist 1

Vote For 1

| | TOTAL | VOTE % | | Absentee | Early Voting | Election Day |
|-------------------------|-------|---------|-----------------------------------------------------------------------------------|----------|--------------|--------------|
| REP Nathaniel Moran | 66 | 39.52% |  | 0 | 51 | 15 |
| DEM Jrmr (JJ) Jefferson | 101 | 60.48% |  | 4 | 70 | 27 |
| Total Votes Cast | 167 | 100.00% |  | 4 | 121 | 42 |
| Overvotes | 0 | | | 0 | 0 | 0 |
| Undervotes | 3 | | | 1 | 1 | 1 |





Governor

Vote For 1

| | TOTAL | VOTE % | | Absentee | Early Voting | Election Day |
|--------------------------------|-------|---------|-------------------------------------------------------------------------------------|----------|--------------|--------------|
| REP Greg Abbott | 67 | 40.12% |  | 1 | 51 | 15 |
| DEM Beto O'Rourke | 100 | 59.88% |  | 4 | 69 | 27 |
| LIB Mark Tippetts | 0 | 0.00% |  | 0 | 0 | 0 |
| GRN Delilah Barrios | 0 | 0.00% |  | 0 | 0 | 0 |
| Write-In Totals | 0 | 0.00% |  | 0 | 0 | 0 |
| Write-In: Jacqueline Abernathy | 0 | 0.00% |  | 0 | 0 | 0 |
| Write-In: Mark V Goloby | 0 | 0.00% |  | 0 | 0 | 0 |
| Write-In: Uncertified | 0 | 0.00% |  | 0 | 0 | 0 |
| Not Assigned | 0 | 0.00% |  | 0 | 0 | 0 |
| Total Votes Cast | 167 | 100.00% |  | 5 | 120 | 42 |
| Overvotes | 0 | | | 0 | 0 | 0 |
| Undervotes | 3 | | | 0 | 2 | 1 |

Lieutenant Governor

Vote For 1

| | TOTAL | VOTE % | | Absentee | Early Voting | Election Day |
|-------------------|-------|---------|-------------------------------------------------------------------------------------|----------|--------------|--------------|
| REP Dan Patrick | 65 | 38.69% |  | 0 | 50 | 15 |
| DEM Mike Collier | 99 | 58.93% |  | 5 | 70 | 24 |
| LIB Shanna Steele | 4 | 2.38% |  | 0 | 2 | 2 |
| Total Votes Cast | 168 | 100.00% |  | 5 | 122 | 41 |
| Overvotes | 0 | | | 0 | 0 | 0 |
| Undervotes | 2 | | | 0 | 0 | 2 |

November 8, 2022

Smith County

Precinct 0039**Attorney General**

Vote For 1

| | TOTAL | VOTE % | | Absentee | Early Voting | Election Day |
|-----------------------------|-------|---------|------------------------------------------------------------------------|----------|--------------|--------------|
| REP Ken Paxton | 64 | 38.55% | <div style="width: 38.55%;"><div style="width: 38.55%;"></div></div> | 0 | 48 | 16 |
| DEM Rochelle Mercedes Garza | 99 | 59.64% | <div style="width: 59.64%;"><div style="width: 59.64%;"></div></div> | 5 | 71 | 23 |
| LIB Mark Ash | 3 | 1.81% | <div style="width: 1.81%;"><div style="width: 1.81%;"></div></div> | 0 | 1 | 2 |
| Total Votes Cast | 166 | 100.00% | <div style="width: 100.00%;"><div style="width: 100.00%;"></div></div> | 5 | 120 | 41 |
| Overvotes | 0 | | | 0 | 0 | 0 |
| Undervotes | 4 | | | 0 | 2 | 2 |

Comptroller of Public Accounts

Vote For 1

| | TOTAL | VOTE % | | Absentee | Early Voting | Election Day |
|--------------------------------|-------|---------|------------------------------------------------------------------------|----------|--------------|--------------|
| REP Glenn Hegar | 64 | 39.02% | <div style="width: 39.02%;"><div style="width: 39.02%;"></div></div> | 1 | 49 | 14 |
| DEM Janet T. Dudding | 96 | 58.54% | <div style="width: 58.54%;"><div style="width: 58.54%;"></div></div> | 4 | 68 | 24 |
| LIB V. Alonzo Echevarria-Garza | 4 | 2.44% | <div style="width: 2.44%;"><div style="width: 2.44%;"></div></div> | 0 | 1 | 3 |
| Total Votes Cast | 164 | 100.00% | <div style="width: 100.00%;"><div style="width: 100.00%;"></div></div> | 5 | 118 | 41 |
| Overvotes | 0 | | | 0 | 0 | 0 |
| Undervotes | 6 | | | 0 | 4 | 2 |

Comm. General Land Office

Vote For 1

| | TOTAL | VOTE % | | Absentee | Early Voting | Election Day |
|--------------------------------|-------|---------|------------------------------------------------------------------------|----------|--------------|--------------|
| REP Dawn Buckingham | 63 | 37.95% | <div style="width: 37.95%;"><div style="width: 37.95%;"></div></div> | 0 | 48 | 15 |
| DEM Jay Kleberg | 102 | 61.45% | <div style="width: 61.45%;"><div style="width: 61.45%;"></div></div> | 5 | 71 | 26 |
| GRN Alfred Molison, Jr. | 1 | 0.60% | <div style="width: 0.60%;"><div style="width: 0.60%;"></div></div> | 0 | 1 | 0 |
| Write-In Totals | 0 | 0.00% | <div style="width: 0.00%;"><div style="width: 0.00%;"></div></div> | 0 | 0 | 0 |
| Write-In: Carrie Evelyn Menger | 0 | 0.00% | <div style="width: 0.00%;"><div style="width: 0.00%;"></div></div> | 0 | 0 | 0 |
| Write-In: Uncertified | 0 | 0.00% | <div style="width: 0.00%;"><div style="width: 0.00%;"></div></div> | 0 | 0 | 0 |
| Not Assigned | 0 | 0.00% | <div style="width: 0.00%;"><div style="width: 0.00%;"></div></div> | 0 | 0 | 0 |
| Total Votes Cast | 166 | 100.00% | <div style="width: 100.00%;"><div style="width: 100.00%;"></div></div> | 5 | 120 | 41 |
| Overvotes | 0 | | | 0 | 0 | 0 |
| Undervotes | 4 | | | 0 | 2 | 2 |

Commissioner of Agriculture

Vote For 1

| | TOTAL | VOTE % | | Absentee | Early Voting | Election Day |
|------------------|-------|---------|------------------------------------------------------------------------|----------|--------------|--------------|
| REP Sid Miller | 61 | 36.97% | <div style="width: 36.97%;"><div style="width: 36.97%;"></div></div> | 0 | 47 | 14 |
| DEM Susan Hays | 104 | 63.03% | <div style="width: 63.03%;"><div style="width: 63.03%;"></div></div> | 4 | 73 | 27 |
| Total Votes Cast | 165 | 100.00% | <div style="width: 100.00%;"><div style="width: 100.00%;"></div></div> | 4 | 120 | 41 |
| Overvotes | 0 | | | 0 | 0 | 0 |
| Undervotes | 5 | | | 1 | 2 | 2 |

November 8, 2022

Smith County

Precinct 0039**Railroad Commissioner**

Vote For 1

| | TOTAL | VOTE % | | Absentee | Early Voting | Election Day |
|-----------------------|-------|---------|--|----------|--------------|--------------|
| REP Wayne Christian | 63 | 37.72% | | 0 | 49 | 14 |
| DEM Luke Warford | 100 | 59.88% | | 4 | 70 | 26 |
| LIB Jaime Andres Diez | 3 | 1.80% | | 1 | 2 | 0 |
| GRN Hunter Wayne Crow | 1 | 0.60% | | 0 | 0 | 1 |
| Total Votes Cast | 167 | 100.00% | | 5 | 121 | 41 |
| Overvotes | 0 | | | 0 | 0 | 0 |
| Undervotes | 3 | | | 0 | 1 | 2 |

Justice, Supreme Ct. PI. 3

Vote For 1

| | TOTAL | VOTE % | | Absentee | Early Voting | Election Day |
|--------------------------|-------|---------|--|----------|--------------|--------------|
| REP Debra Lehrmann | 67 | 40.12% | | 1 | 50 | 16 |
| DEM Erin A. Nowell | 99 | 59.28% | | 4 | 69 | 26 |
| LIB Thomas Edward Oxford | 1 | 0.60% | | 0 | 1 | 0 |
| Total Votes Cast | 167 | 100.00% | | 5 | 120 | 42 |
| Overvotes | 0 | | | 0 | 0 | 0 |
| Undervotes | 3 | | | 0 | 2 | 1 |

Justice, Supreme Ct. PI. 5

Vote For 1

| | TOTAL | VOTE % | | Absentee | Early Voting | Election Day |
|--------------------|-------|---------|--|----------|--------------|--------------|
| REP Rebeca Huddle | 62 | 36.90% | | 0 | 48 | 14 |
| DEM Amanda Reichek | 106 | 63.10% | | 5 | 73 | 28 |
| Total Votes Cast | 168 | 100.00% | | 5 | 121 | 42 |
| Overvotes | 0 | | | 0 | 0 | 0 |
| Undervotes | 2 | | | 0 | 1 | 1 |

Justice, Supreme Ct. PI. 9

Vote For 1




| | TOTAL | VOTE % | | Absentee | Early Voting | Election Day |
|---------------------|-------|---------|--|----------|--------------|--------------|
| REP Evan Young | 61 | 36.53% | | 0 | 48 | 13 |
| DEM Julia Maldonado | 106 | 63.47% | | 5 | 73 | 28 |
| Total Votes Cast | 167 | 100.00% | | 5 | 121 | 41 |
| Overvotes | 0 | | | 0 | 0 | 0 |
| Undervotes | 3 | | | 0 | 1 | 2 |

November 8, 2022

Smith County




Precinct 0039**Judge, Ct of Crim. Appeals, PI 5**

Vote For 1

| | TOTAL | VOTE % | | Absentee | Early Voting | Election Day |
|------------------|-------|---------|-----------------------------------------------------------------------------------|----------|--------------|--------------|
| REP Scott Walker | 64 | 38.79% |  | 0 | 48 | 16 |
| DEM Dana Huffman | 101 | 61.21% |  | 4 | 71 | 26 |
| Total Votes Cast | 165 | 100.00% |  | 4 | 119 | 42 |
| Overvotes | 0 | | | 0 | 0 | 0 |
| Undervotes | 5 | | | 1 | 3 | 1 |




Judge, Ct of Crim. Appeals, PI 6

Vote For 1

| | TOTAL | VOTE % | | Absentee | Early Voting | Election Day |
|---------------------------|-------|---------|-----------------------------------------------------------------------------------|----------|--------------|--------------|
| REP Jesse F. McClure, III | 65 | 39.16% |  | 1 | 49 | 15 |
| DEM Robert Johnson | 101 | 60.84% |  | 4 | 71 | 26 |
| Total Votes Cast | 166 | 100.00% |  | 5 | 120 | 41 |
| Overvotes | 0 | | | 0 | 0 | 0 |
| Undervotes | 4 | | | 0 | 2 | 2 |




State Representative, District 6

Vote For 1

| | TOTAL | VOTE % | | Absentee | Early Voting | Election Day |
|-------------------|-------|---------|-------------------------------------------------------------------------------------|----------|--------------|--------------|
| REP Matt Schaefer | 65 | 38.92% |  | 0 | 48 | 17 |
| DEM Cody J. Grace | 102 | 61.08% |  | 5 | 73 | 24 |
| Total Votes Cast | 167 | 100.00% |  | 5 | 121 | 41 |
| Overvotes | 0 | | | 0 | 0 | 0 |
| Undervotes | 3 | | | 0 | 1 | 2 |

Smith Prop A

Vote For 1

| | TOTAL | VOTE % | | Absentee | Early Voting | Election Day |
|------------------|-------|---------|-------------------------------------------------------------------------------------|----------|--------------|--------------|
| FOR | 73 | 43.45% |  | 3 | 56 | 14 |
| AGAINST | 95 | 56.55% |  | 2 | 65 | 28 |
| Total Votes Cast | 168 | 100.00% |  | 5 | 121 | 42 |
| Overvotes | 0 | | | 0 | 0 | 0 |
| Undervotes | 2 | | | 0 | 1 | 1 |

November 8, 2022

Smith County

Precinct 0040**Statistics**

| | TOTAL | Absentee | Early Voting | Election Day |
|---------------------------|--------|----------|--------------|--------------|
| Registered Voters - Total | 4,015 | | | |
| Ballots Cast - Total | 2,475 | 63 | 1,651 | 761 |
| Ballots Cast - Blank | 0 | 0 | 0 | 0 |
| Voter Turnout - Total | 61.64% | | | |

US Representative, Dist 1

Vote For 1

| | TOTAL | VOTE % | Absentee | Early Voting | Election Day |
|-------------------------|-------|---------|----------|--------------|--------------|
| REP Nathaniel Moran | 2,067 | 84.82% | 40 | 1,397 | 630 |
| DEM Jrmr (JJ) Jefferson | 370 | 15.18% | 22 | 234 | 114 |
| Total Votes Cast | 2,437 | 100.00% | 62 | 1,631 | 744 |
| Overvotes | 0 | | 0 | 0 | 0 |
| Undervotes | 38 | | 1 | 20 | 17 |

Governor

Vote For 1

| | TOTAL | VOTE % | Absentee | Early Voting | Election Day |
|--------------------------------|-------|---------|----------|--------------|--------------|
| REP Greg Abbott | 2,036 | 82.70% | 40 | 1,371 | 625 |
| DEM Beto O'Rourke | 392 | 15.92% | 19 | 256 | 117 |
| LIB Mark Tippetts | 30 | 1.22% | 1 | 13 | 16 |
| GRN Delilah Barrios | 3 | 0.12% | 0 | 2 | 1 |
| Write-In Totals | 1 | 0.04% | 0 | 1 | 0 |
| Write-In: Jacqueline Abernathy | 1 | 0.04% | 0 | 1 | 0 |
| Write-In: Mark V Goloby | 0 | 0.00% | 0 | 0 | 0 |
| Write-In: Uncertified | 0 | 0.00% | 0 | 0 | 0 |
| Not Assigned | 0 | 0.00% | 0 | 0 | 0 |
| Total Votes Cast | 2,462 | 100.00% | 60 | 1,643 | 759 |
| Overvotes | 2 | | 2 | 0 | 0 |
| Undervotes | 11 | | 1 | 8 | 2 |

Lieutenant Governor

Vote For 1

| | TOTAL | VOTE % | Absentee | Early Voting | Election Day |
|-------------------|-------|---------|----------|--------------|--------------|
| REP Dan Patrick | 2,006 | 81.81% | 39 | 1,353 | 614 |
| DEM Mike Collier | 398 | 16.23% | 23 | 258 | 117 |
| LIB Shanna Steele | 48 | 1.96% | 1 | 27 | 20 |
| Total Votes Cast | 2,452 | 100.00% | 63 | 1,638 | 751 |
| Overvotes | 0 | | 0 | 0 | 0 |
| Undervotes | 23 | | 0 | 13 | 10 |

November 8, 2022

Smith County

Precinct 0040**Attorney General**

Vote For 1

| | TOTAL | VOTE % | | Absentee | Early Voting | Election Day |
|-----------------------------|-------|---------|------------------------------------------------------------------------|----------|--------------|--------------|
| REP Ken Paxton | 1,979 | 81.17% | <div style="width: 81.17%;"><div style="width: 81.17%;"></div></div> | 37 | 1,335 | 607 |
| DEM Rochelle Mercedes Garza | 395 | 16.20% | <div style="width: 16.20%;"><div style="width: 16.20%;"></div></div> | 22 | 258 | 115 |
| LIB Mark Ash | 64 | 2.63% | <div style="width: 2.63%;"><div style="width: 2.63%;"></div></div> | 2 | 33 | 29 |
| Total Votes Cast | 2,438 | 100.00% | <div style="width: 100.00%;"><div style="width: 100.00%;"></div></div> | 61 | 1,626 | 751 |
| Overvotes | 0 | | | 0 | 0 | 0 |
| Undervotes | 37 | | | 2 | 25 | 10 |

Comptroller of Public Accounts

Vote For 1

| | TOTAL | VOTE % | | Absentee | Early Voting | Election Day |
|--------------------------------|-------|---------|------------------------------------------------------------------------|----------|--------------|--------------|
| REP Glenn Hegar | 2,036 | 83.68% | <div style="width: 83.68%;"><div style="width: 83.68%;"></div></div> | 38 | 1,375 | 623 |
| DEM Janet T. Dudding | 365 | 15.00% | <div style="width: 15.00%;"><div style="width: 15.00%;"></div></div> | 23 | 234 | 108 |
| LIB V. Alonzo Echevarria-Garza | 32 | 1.32% | <div style="width: 1.32%;"><div style="width: 1.32%;"></div></div> | 0 | 18 | 14 |
| Total Votes Cast | 2,433 | 100.00% | <div style="width: 100.00%;"><div style="width: 100.00%;"></div></div> | 61 | 1,627 | 745 |
| Overvotes | 0 | | | 0 | 0 | 0 |
| Undervotes | 42 | | | 2 | 24 | 16 |

Comm. General Land Office

Vote For 1

| | TOTAL | VOTE % | | Absentee | Early Voting | Election Day |
|--------------------------------|-------|---------|------------------------------------------------------------------------|----------|--------------|--------------|
| REP Dawn Buckingham | 2,008 | 82.77% | <div style="width: 82.77%;"><div style="width: 82.77%;"></div></div> | 39 | 1,348 | 621 |
| DEM Jay Kleberg | 397 | 16.36% | <div style="width: 16.36%;"><div style="width: 16.36%;"></div></div> | 21 | 264 | 112 |
| GRN Alfred Molison, Jr. | 20 | 0.82% | <div style="width: 0.82%;"><div style="width: 0.82%;"></div></div> | 0 | 12 | 8 |
| Write-In Totals | 1 | 0.04% | <div style="width: 0.04%;"><div style="width: 0.04%;"></div></div> | 0 | 1 | 0 |
| Write-In: Uncertified | 1 | 0.04% | <div style="width: 0.04%;"><div style="width: 0.04%;"></div></div> | 0 | 1 | 0 |
| Write-In: Carrie Evelyn Menger | 0 | 0.00% | <div style="width: 0.00%;"><div style="width: 0.00%;"></div></div> | 0 | 0 | 0 |
| Not Assigned | 0 | 0.00% | <div style="width: 0.00%;"><div style="width: 0.00%;"></div></div> | 0 | 0 | 0 |
| Total Votes Cast | 2,426 | 100.00% | <div style="width: 100.00%;"><div style="width: 100.00%;"></div></div> | 60 | 1,625 | 741 |
| Overvotes | 2 | | | 2 | 0 | 0 |
| Undervotes | 47 | | | 1 | 26 | 20 |

Commissioner of Agriculture

Vote For 1






| | TOTAL | VOTE % | | Absentee | Early Voting | Election Day |
|------------------|-------|---------|------------------------------------------------------------------------|----------|--------------|--------------|
| REP Sid Miller | 2,025 | 83.57% | <div style="width: 83.57%;"><div style="width: 83.57%;"></div></div> | 40 | 1,362 | 623 |
| DEM Susan Hays | 398 | 16.43% | <div style="width: 16.43%;"><div style="width: 16.43%;"></div></div> | 22 | 258 | 118 |
| Total Votes Cast | 2,423 | 100.00% | <div style="width: 100.00%;"><div style="width: 100.00%;"></div></div> | 62 | 1,620 | 741 |
| Overvotes | 0 | | | 0 | 0 | 0 |
| Undervotes | 52 | | | 1 | 31 | 20 |

November 8, 2022

Smith County





Precinct 0040**Railroad Commissioner**

Vote For 1

| | TOTAL | VOTE % | | Absentee | Early Voting | Election Day |
|-----------------------|-------|---------|-----------------------------------------------------------------------------------|----------|--------------|--------------|
| REP Wayne Christian | 2,000 | 82.75% |  | 40 | 1,351 | 609 |
| DEM Luke Warford | 365 | 15.10% |  | 21 | 237 | 107 |
| LIB Jaime Andres Diez | 42 | 1.74% |  | 1 | 23 | 18 |
| GRN Hunter Wayne Crow | 10 | 0.41% |  | 0 | 5 | 5 |
| Total Votes Cast | 2,417 | 100.00% |  | 62 | 1,616 | 739 |
| Overvotes | 0 | | | 0 | 0 | 0 |
| Undervotes | 58 | | | 1 | 35 | 22 |




Justice, Supreme Ct. PI. 3

Vote For 1

| | TOTAL | VOTE % | | Absentee | Early Voting | Election Day |
|--------------------------|-------|---------|-----------------------------------------------------------------------------------|----------|--------------|--------------|
| REP Debra Lehrmann | 2,012 | 82.80% |  | 41 | 1,359 | 612 |
| DEM Erin A. Nowell | 377 | 15.51% |  | 21 | 244 | 112 |
| LIB Thomas Edward Oxford | 41 | 1.69% |  | 1 | 19 | 21 |
| Total Votes Cast | 2,430 | 100.00% |  | 63 | 1,622 | 745 |
| Overvotes | 0 | | | 0 | 0 | 0 |
| Undervotes | 45 | | | 0 | 29 | 16 |




Justice, Supreme Ct. PI. 5

Vote For 1

| | TOTAL | VOTE % | | Absentee | Early Voting | Election Day |
|--------------------|-------|---------|-------------------------------------------------------------------------------------|----------|--------------|--------------|
| REP Rebeca Huddle | 2,036 | 84.10% |  | 40 | 1,370 | 626 |
| DEM Amanda Reichel | 385 | 15.90% |  | 22 | 249 | 114 |
| Total Votes Cast | 2,421 | 100.00% |  | 62 | 1,619 | 740 |
| Overvotes | 0 | | | 0 | 0 | 0 |
| Undervotes | 54 | | | 1 | 32 | 21 |

Justice, Supreme Ct. PI. 9

Vote For 1

| | TOTAL | VOTE % | | Absentee | Early Voting | Election Day |
|---------------------|-------|---------|-------------------------------------------------------------------------------------|----------|--------------|--------------|
| REP Evan Young | 2,018 | 83.46% |  | 40 | 1,356 | 622 |
| DEM Julia Maldonado | 400 | 16.54% |  | 22 | 260 | 118 |
| Total Votes Cast | 2,418 | 100.00% |  | 62 | 1,616 | 740 |
| Overvotes | 0 | | | 0 | 0 | 0 |
| Undervotes | 57 | | | 1 | 35 | 21 |

November 8, 2022

Smith County

Precinct 0040**Judge, Ct of Crim. Appeals, PI 5**

Vote For 1

| | TOTAL | VOTE % | | Absentee | Early Voting | Election Day |
|------------------|-------|---------|------------------------------------------------------------------------|----------|--------------|--------------|
| REP Scott Walker | 2,024 | 83.88% | <div style="width: 83.88%;"><div style="width: 83.88%;"></div></div> | 40 | 1,359 | 625 |
| DEM Dana Huffman | 389 | 16.12% | <div style="width: 16.12%;"><div style="width: 16.12%;"></div></div> | 22 | 255 | 112 |
| Total Votes Cast | 2,413 | 100.00% | <div style="width: 100.00%;"><div style="width: 100.00%;"></div></div> | 62 | 1,614 | 737 |
| Overvotes | 0 | | | 0 | 0 | 0 |
| Undervotes | 62 | | | 1 | 37 | 24 |

Judge, Ct of Crim. Appeals, PI 6

Vote For 1

| | TOTAL | VOTE % | | Absentee | Early Voting | Election Day |
|---------------------------|-------|---------|------------------------------------------------------------------------|----------|--------------|--------------|
| REP Jesse F. McClure, III | 2,024 | 84.02% | <div style="width: 84.02%;"><div style="width: 84.02%;"></div></div> | 40 | 1,358 | 626 |
| DEM Robert Johnson | 385 | 15.98% | <div style="width: 15.98%;"><div style="width: 15.98%;"></div></div> | 21 | 252 | 112 |
| Total Votes Cast | 2,409 | 100.00% | <div style="width: 100.00%;"><div style="width: 100.00%;"></div></div> | 61 | 1,610 | 738 |
| Overvotes | 0 | | | 0 | 0 | 0 |
| Undervotes | 66 | | | 2 | 41 | 23 |

State Representative, District 6

Vote For 1

| | TOTAL | VOTE % | | Absentee | Early Voting | Election Day |
|-------------------|-------|---------|------------------------------------------------------------------------|----------|--------------|--------------|
| REP Matt Schaefer | 2,028 | 83.49% | <div style="width: 83.49%;"><div style="width: 83.49%;"></div></div> | 36 | 1,364 | 628 |
| DEM Cody J. Grace | 401 | 16.51% | <div style="width: 16.51%;"><div style="width: 16.51%;"></div></div> | 22 | 260 | 119 |
| Total Votes Cast | 2,429 | 100.00% | <div style="width: 100.00%;"><div style="width: 100.00%;"></div></div> | 58 | 1,624 | 747 |
| Overvotes | 0 | | | 0 | 0 | 0 |
| Undervotes | 46 | | | 5 | 27 | 14 |

Smith Prop A

Vote For 1

| | TOTAL | VOTE % | | Absentee | Early Voting | Election Day |
|------------------|-------|---------|------------------------------------------------------------------------|----------|--------------|--------------|
| FOR | 1,363 | 56.42% | <div style="width: 56.42%;"><div style="width: 56.42%;"></div></div> | 33 | 956 | 374 |
| AGAINST | 1,053 | 43.58% | <div style="width: 43.58%;"><div style="width: 43.58%;"></div></div> | 23 | 661 | 369 |
| Total Votes Cast | 2,416 | 100.00% | <div style="width: 100.00%;"><div style="width: 100.00%;"></div></div> | 56 | 1,617 | 743 |
| Overvotes | 0 | | | 0 | 0 | 0 |
| Undervotes | 59 | | | 7 | 34 | 18 |

ESD2 5 District 5

Vote For 1

| | TOTAL | VOTE % | | Absentee | Early Voting | Election Day |
|------------------|-------|---------|------------------------------------------------------------------------|----------|--------------|--------------|
| Scotty Thornton | 1,082 | 64.14% | <div style="width: 64.14%;"><div style="width: 64.14%;"></div></div> | 11 | 727 | 344 |
| Hunter Rath | 605 | 35.86% | <div style="width: 35.86%;"><div style="width: 35.86%;"></div></div> | 15 | 423 | 167 |
| Total Votes Cast | 1,687 | 100.00% | <div style="width: 100.00%;"><div style="width: 100.00%;"></div></div> | 26 | 1,150 | 511 |
| Overvotes | 0 | | | 0 | 0 | 0 |
| Undervotes | 788 | | | 37 | 501 | 250 |




November 8, 2022

Smith County

Precinct 0040

WHISD Prop A

Vote For 1

| | TOTAL | VOTE % | | Absentee | Early Voting | Election Day |
|------------------|-------|---------|-----------------------------------------------------------------------------------|----------|--------------|--------------|
| FOR | 2 | 40.00% |  | 0 | 2 | 0 |
| AGAINST | 3 | 60.00% |  | 0 | 3 | 0 |
| Total Votes Cast | 5 | 100.00% |  | 0 | 5 | 0 |
| Overvotes | 0 | | | 0 | 0 | 0 |
| Undervotes | 2 | | | 0 | 1 | 1 |

November 8, 2022

Smith County

Precinct 0041**Statistics**

| | TOTAL | Absentee | Early Voting | Election Day |
|---------------------------|--------|----------|--------------|--------------|
| Registered Voters - Total | 4,739 | | | |
| Ballots Cast - Total | 2,602 | 69 | 1,414 | 1,119 |
| Ballots Cast - Blank | 0 | 0 | 0 | 0 |
| Voter Turnout - Total | 54.91% | | | |

US Representative, Dist 1

Vote For 1

| | TOTAL | VOTE % | Absentee | Early Voting | Election Day |
|--------------------------|-------|---------|----------|--------------|--------------|
| REP Nathaniel Moran | 2,255 | 87.30% | 44 | 1,220 | 991 |
| DEM Jrmar (JJ) Jefferson | 328 | 12.70% | 23 | 185 | 120 |
| Total Votes Cast | 2,583 | 100.00% | 67 | 1,405 | 1,111 |
| Overvotes | 0 | | 0 | 0 | 0 |
| Undervotes | 19 | | 2 | 9 | 8 |

Governor

Vote For 1

| | TOTAL | VOTE % | Absentee | Early Voting | Election Day |
|--------------------------------|-------|---------|----------|--------------|--------------|
| REP Greg Abbott | 2,229 | 85.83% | 45 | 1,204 | 980 |
| DEM Beto O'Rourke | 348 | 13.40% | 24 | 198 | 126 |
| LIB Mark Tippetts | 15 | 0.58% | 0 | 6 | 9 |
| GRN Delilah Barrios | 4 | 0.15% | 0 | 1 | 3 |
| Write-In Totals | 1 | 0.04% | 0 | 1 | 0 |
| Write-In: Uncertified | 1 | 0.04% | 0 | 1 | 0 |
| Write-In: Jacqueline Abernathy | 0 | 0.00% | 0 | 0 | 0 |
| Write-In: Mark V Goloby | 0 | 0.00% | 0 | 0 | 0 |
| Not Assigned | 0 | 0.00% | 0 | 0 | 0 |
| Total Votes Cast | 2,597 | 100.00% | 69 | 1,410 | 1,118 |
| Overvotes | 0 | | 0 | 0 | 0 |
| Undervotes | 5 | | 0 | 4 | 1 |

Lieutenant Governor

Vote For 1

| | TOTAL | VOTE % | Absentee | Early Voting | Election Day |
|-------------------|-------|---------|----------|--------------|--------------|
| REP Dan Patrick | 2,176 | 84.41% | 45 | 1,181 | 950 |
| DEM Mike Collier | 347 | 13.46% | 24 | 195 | 128 |
| LIB Shanna Steele | 55 | 2.13% | 0 | 26 | 29 |
| Total Votes Cast | 2,578 | 100.00% | 69 | 1,402 | 1,107 |
| Overvotes | 0 | | 0 | 0 | 0 |
| Undervotes | 24 | | 0 | 12 | 12 |

November 8, 2022

Smith County

Precinct 0041**Attorney General**

Vote For 1

| | TOTAL | VOTE % | | Absentee | Early Voting | Election Day |
|-----------------------------|-------|---------|------------------------------------------------------------------------|----------|--------------|--------------|
| REP Ken Paxton | 2,178 | 84.65% | <div style="width: 84.65%;"><div style="width: 84.65%;"></div></div> | 44 | 1,180 | 954 |
| DEM Rochelle Mercedes Garza | 349 | 13.56% | <div style="width: 13.56%;"><div style="width: 13.56%;"></div></div> | 24 | 197 | 128 |
| LIB Mark Ash | 46 | 1.79% | <div style="width: 1.79%;"><div style="width: 1.79%;"></div></div> | 0 | 23 | 23 |
| Total Votes Cast | 2,573 | 100.00% | <div style="width: 100.00%;"><div style="width: 100.00%;"></div></div> | 68 | 1,400 | 1,105 |
| Overvotes | 0 | | | 0 | 0 | 0 |
| Undervotes | 29 | | | 1 | 14 | 14 |

Comptroller of Public Accounts

Vote For 1

| | TOTAL | VOTE % | | Absentee | Early Voting | Election Day |
|--------------------------------|-------|---------|------------------------------------------------------------------------|----------|--------------|--------------|
| REP Glenn Hegar | 2,226 | 86.65% | <div style="width: 86.65%;"><div style="width: 86.65%;"></div></div> | 45 | 1,203 | 978 |
| DEM Janet T. Dudding | 307 | 11.95% | <div style="width: 11.95%;"><div style="width: 11.95%;"></div></div> | 22 | 175 | 110 |
| LIB V. Alonzo Echevarria-Garza | 36 | 1.40% | <div style="width: 1.40%;"><div style="width: 1.40%;"></div></div> | 1 | 18 | 17 |
| Total Votes Cast | 2,569 | 100.00% | <div style="width: 100.00%;"><div style="width: 100.00%;"></div></div> | 68 | 1,396 | 1,105 |
| Overvotes | 0 | | | 0 | 0 | 0 |
| Undervotes | 33 | | | 1 | 18 | 14 |

Comm. General Land Office

Vote For 1

| | TOTAL | VOTE % | | Absentee | Early Voting | Election Day |
|--------------------------------|-------|---------|------------------------------------------------------------------------|----------|--------------|--------------|
| REP Dawn Buckingham | 2,198 | 85.86% | <div style="width: 85.86%;"><div style="width: 85.86%;"></div></div> | 43 | 1,187 | 968 |
| DEM Jay Kleberg | 345 | 13.48% | <div style="width: 13.48%;"><div style="width: 13.48%;"></div></div> | 24 | 195 | 126 |
| GRN Alfred Molison, Jr. | 15 | 0.59% | <div style="width: 0.59%;"><div style="width: 0.59%;"></div></div> | 0 | 9 | 6 |
| Write-In Totals | 2 | 0.08% | <div style="width: 0.08%;"><div style="width: 0.08%;"></div></div> | 0 | 2 | 0 |
| Write-In: Uncertified | 2 | 0.08% | <div style="width: 0.08%;"><div style="width: 0.08%;"></div></div> | 0 | 2 | 0 |
| Write-In: Carrie Evelyn Menger | 0 | 0.00% | <div style="width: 0.00%;"><div style="width: 0.00%;"></div></div> | 0 | 0 | 0 |
| Not Assigned | 0 | 0.00% | <div style="width: 0.00%;"><div style="width: 0.00%;"></div></div> | 0 | 0 | 0 |
| Total Votes Cast | 2,560 | 100.00% | <div style="width: 100.00%;"><div style="width: 100.00%;"></div></div> | 67 | 1,393 | 1,100 |
| Overvotes | 0 | | | 0 | 0 | 0 |
| Undervotes | 42 | | | 2 | 21 | 19 |

Commissioner of Agriculture

Vote For 1






| | TOTAL | VOTE % | | Absentee | Early Voting | Election Day |
|------------------|-------|---------|------------------------------------------------------------------------|----------|--------------|--------------|
| REP Sid Miller | 2,233 | 87.12% | <div style="width: 87.12%;"><div style="width: 87.12%;"></div></div> | 44 | 1,203 | 986 |
| DEM Susan Hays | 330 | 12.88% | <div style="width: 12.88%;"><div style="width: 12.88%;"></div></div> | 22 | 190 | 118 |
| Total Votes Cast | 2,563 | 100.00% | <div style="width: 100.00%;"><div style="width: 100.00%;"></div></div> | 66 | 1,393 | 1,104 |
| Overvotes | 0 | | | 0 | 0 | 0 |
| Undervotes | 39 | | | 3 | 21 | 15 |

November 8, 2022

Smith County





Precinct 0041**Railroad Commissioner**

Vote For 1

| | TOTAL | VOTE % | | Absentee | Early Voting | Election Day |
|-----------------------|-------|---------|-----------------------------------------------------------------------------------|----------|--------------|--------------|
| REP Wayne Christian | 2,197 | 85.69% |  | 45 | 1,194 | 958 |
| DEM Luke Warford | 309 | 12.05% |  | 21 | 182 | 106 |
| LIB Jaime Andres Diez | 47 | 1.83% |  | 1 | 17 | 29 |
| GRN Hunter Wayne Crow | 11 | 0.43% |  | 0 | 5 | 6 |
| Total Votes Cast | 2,564 | 100.00% |  | 67 | 1,398 | 1,099 |
| Overvotes | 0 | | | 0 | 0 | 0 |
| Undervotes | 38 | | | 2 | 16 | 20 |




Justice, Supreme Ct. PI. 3

Vote For 1

| | TOTAL | VOTE % | | Absentee | Early Voting | Election Day |
|--------------------------|-------|---------|-----------------------------------------------------------------------------------|----------|--------------|--------------|
| REP Debra Lehrmann | 2,193 | 85.46% |  | 45 | 1,188 | 960 |
| DEM Erin A. Nowell | 328 | 12.78% |  | 22 | 190 | 116 |
| LIB Thomas Edward Oxford | 45 | 1.75% |  | 0 | 20 | 25 |
| Total Votes Cast | 2,566 | 100.00% |  | 67 | 1,398 | 1,101 |
| Overvotes | 0 | | | 0 | 0 | 0 |
| Undervotes | 36 | | | 2 | 16 | 18 |




Justice, Supreme Ct. PI. 5

Vote For 1

| | TOTAL | VOTE % | | Absentee | Early Voting | Election Day |
|---------------------|-------|---------|-------------------------------------------------------------------------------------|----------|--------------|--------------|
| REP Rebeca Huddle | 2,219 | 86.65% |  | 44 | 1,197 | 978 |
| DEM Amanda Reicherk | 342 | 13.35% |  | 22 | 200 | 120 |
| Total Votes Cast | 2,561 | 100.00% |  | 66 | 1,397 | 1,098 |
| Overvotes | 0 | | | 0 | 0 | 0 |
| Undervotes | 41 | | | 3 | 17 | 21 |

Justice, Supreme Ct. PI. 9

Vote For 1

| | TOTAL | VOTE % | | Absentee | Early Voting | Election Day |
|---------------------|-------|---------|-------------------------------------------------------------------------------------|----------|--------------|--------------|
| REP Evan Young | 2,218 | 86.74% |  | 45 | 1,198 | 975 |
| DEM Julia Maldonado | 339 | 13.26% |  | 20 | 196 | 123 |
| Total Votes Cast | 2,557 | 100.00% |  | 65 | 1,394 | 1,098 |
| Overvotes | 0 | | | 0 | 0 | 0 |
| Undervotes | 45 | | | 4 | 20 | 21 |

November 8, 2022

Smith County

Precinct 0041**Judge, Ct of Crim. Appeals, PI 5**

Vote For 1

| | TOTAL | VOTE % | | Absentee | Early Voting | Election Day |
|------------------|-------|---------|------------------------------------------------------------------------|----------|--------------|--------------|
| REP Scott Walker | 2,216 | 86.60% | <div style="width: 86.60%;"><div style="width: 86.60%;"></div></div> | 45 | 1,193 | 978 |
| DEM Dana Huffman | 343 | 13.40% | <div style="width: 13.40%;"><div style="width: 13.40%;"></div></div> | 22 | 200 | 121 |
| Total Votes Cast | 2,559 | 100.00% | <div style="width: 100.00%;"><div style="width: 100.00%;"></div></div> | 67 | 1,393 | 1,099 |
| Overvotes | 0 | | | 0 | 0 | 0 |
| Undervotes | 43 | | | 2 | 21 | 20 |

Judge, Ct of Crim. Appeals, PI 6

Vote For 1

| | TOTAL | VOTE % | | Absentee | Early Voting | Election Day |
|---------------------------|-------|---------|------------------------------------------------------------------------|----------|--------------|--------------|
| REP Jesse F. McClure, III | 2,213 | 86.89% | <div style="width: 86.89%;"><div style="width: 86.89%;"></div></div> | 42 | 1,193 | 978 |
| DEM Robert Johnson | 334 | 13.11% | <div style="width: 13.11%;"><div style="width: 13.11%;"></div></div> | 20 | 196 | 118 |
| Total Votes Cast | 2,547 | 100.00% | <div style="width: 100.00%;"><div style="width: 100.00%;"></div></div> | 62 | 1,389 | 1,096 |
| Overvotes | 0 | | | 0 | 0 | 0 |
| Undervotes | 55 | | | 7 | 25 | 23 |

State Representative, District 6

Vote For 1

| | TOTAL | VOTE % | | Absentee | Early Voting | Election Day |
|-------------------|-------|---------|------------------------------------------------------------------------|----------|--------------|--------------|
| REP Matt Schaefer | 2,231 | 86.78% | <div style="width: 86.78%;"><div style="width: 86.78%;"></div></div> | 44 | 1,203 | 984 |
| DEM Cody J. Grace | 340 | 13.22% | <div style="width: 13.22%;"><div style="width: 13.22%;"></div></div> | 20 | 201 | 119 |
| Total Votes Cast | 2,571 | 100.00% | <div style="width: 100.00%;"><div style="width: 100.00%;"></div></div> | 64 | 1,404 | 1,103 |
| Overvotes | 0 | | | 0 | 0 | 0 |
| Undervotes | 31 | | | 5 | 10 | 16 |

Smith Prop A

Vote For 1

| | TOTAL | VOTE % | | Absentee | Early Voting | Election Day |
|------------------|-------|---------|------------------------------------------------------------------------|----------|--------------|--------------|
| FOR | 1,350 | 53.30% | <div style="width: 53.30%;"><div style="width: 53.30%;"></div></div> | 30 | 761 | 559 |
| AGAINST | 1,183 | 46.70% | <div style="width: 46.70%;"><div style="width: 46.70%;"></div></div> | 32 | 624 | 527 |
| Total Votes Cast | 2,533 | 100.00% | <div style="width: 100.00%;"><div style="width: 100.00%;"></div></div> | 62 | 1,385 | 1,086 |
| Overvotes | 0 | | | 0 | 0 | 0 |
| Undervotes | 69 | | | 7 | 29 | 33 |

ESD2 5 District 5

Vote For 1

| | TOTAL | VOTE % | | Absentee | Early Voting | Election Day |
|------------------|-------|---------|------------------------------------------------------------------------|----------|--------------|--------------|
| Scotty Thornton | 1,161 | 69.48% | <div style="width: 69.48%;"><div style="width: 69.48%;"></div></div> | 21 | 641 | 499 |
| Hunter Rath | 510 | 30.52% | <div style="width: 30.52%;"><div style="width: 30.52%;"></div></div> | 14 | 268 | 228 |
| Total Votes Cast | 1,671 | 100.00% | <div style="width: 100.00%;"><div style="width: 100.00%;"></div></div> | 35 | 909 | 727 |
| Overvotes | 0 | | | 0 | 0 | 0 |
| Undervotes | 807 | | | 28 | 422 | 357 |

November 8, 2022

Smith County

Precinct 0041

WHISD Prop A

Vote For 1

| | TOTAL | VOTE % | | Absentee | Early Voting | Election Day |
|------------------|-------|---------|--|----------|--------------|--------------|
| FOR | 94 | 36.72% | | 2 | 68 | 24 |
| AGAINST | 162 | 63.28% | | 4 | 121 | 37 |
| Total Votes Cast | 256 | 100.00% | | 6 | 189 | 61 |
| Overvotes | 0 | | | 0 | 0 | 0 |
| Undervotes | 6 | | | 0 | 3 | 3 |

November 8, 2022

Smith County

Precinct 0042

| Statistics | TOTAL | Absentee | Early Voting | Election Day |
|---------------------------|--------|----------|--------------|--------------|
| Registered Voters - Total | 4,283 | | | |
| Ballots Cast - Total | 2,548 | 76 | 1,854 | 618 |
| Ballots Cast - Blank | 1 | 0 | 0 | 1 |
| Voter Turnout - Total | 59.49% | | | |

US Representative, Dist 1

Vote For 1

| | TOTAL | VOTE % | Absentee | Early Voting | Election Day |
|--------------------------|-------|---------|----------|--------------|--------------|
| REP Nathaniel Moran | 2,121 | 84.20% | 42 | 1,580 | 499 |
| DEM Jrmar (JJ) Jefferson | 398 | 15.80% | 30 | 255 | 113 |
| Total Votes Cast | 2,519 | 100.00% | 72 | 1,835 | 612 |
| Overvotes | 0 | | 0 | 0 | 0 |
| Undervotes | 29 | | 4 | 19 | 6 |

Governor

Vote For 1

| | TOTAL | VOTE % | Absentee | Early Voting | Election Day |
|--------------------------------|-------|---------|----------|--------------|--------------|
| REP Greg Abbott | 2,108 | 83.06% | 43 | 1,574 | 491 |
| DEM Beto O'Rourke | 404 | 15.92% | 30 | 259 | 115 |
| LIB Mark Tippetts | 18 | 0.71% | 1 | 13 | 4 |
| GRN Delilah Barrios | 6 | 0.24% | 0 | 4 | 2 |
| Write-In Totals | 2 | 0.08% | 1 | 1 | 0 |
| Write-In: Jacqueline Abernathy | 1 | 0.04% | 1 | 0 | 0 |
| Write-In: Uncertified | 1 | 0.04% | 0 | 1 | 0 |
| Write-In: Mark V Goloby | 0 | 0.00% | 0 | 0 | 0 |
| Not Assigned | 0 | 0.00% | 0 | 0 | 0 |
| Total Votes Cast | 2,538 | 100.00% | 75 | 1,851 | 612 |
| Overvotes | 0 | | 0 | 0 | 0 |
| Undervotes | 10 | | 1 | 3 | 6 |

Lieutenant Governor

Vote For 1

| | TOTAL | VOTE % | Absentee | Early Voting | Election Day |
|-------------------|-------|---------|----------|--------------|--------------|
| REP Dan Patrick | 2,072 | 81.86% | 43 | 1,549 | 480 |
| DEM Mike Collier | 415 | 16.40% | 32 | 275 | 108 |
| LIB Shanna Steele | 44 | 1.74% | 1 | 23 | 20 |
| Total Votes Cast | 2,531 | 100.00% | 76 | 1,847 | 608 |
| Overvotes | 0 | | 0 | 0 | 0 |
| Undervotes | 17 | | 0 | 7 | 10 |

November 8, 2022

Smith County

Precinct 0042**Attorney General**

Vote For 1

| | TOTAL | VOTE % | | Absentee | Early Voting | Election Day |
|-----------------------------|-------|---------|------------------------------------------------------------------------|----------|--------------|--------------|
| REP Ken Paxton | 2,067 | 81.76% | <div style="width: 81.76%;"><div style="width: 81.76%;"></div></div> | 44 | 1,530 | 493 |
| DEM Rochelle Mercedes Garza | 411 | 16.26% | <div style="width: 16.26%;"><div style="width: 16.26%;"></div></div> | 31 | 274 | 106 |
| LIB Mark Ash | 50 | 1.98% | <div style="width: 1.98%;"><div style="width: 1.98%;"></div></div> | 1 | 34 | 15 |
| Total Votes Cast | 2,528 | 100.00% | <div style="width: 100.00%;"><div style="width: 100.00%;"></div></div> | 76 | 1,838 | 614 |
| Overvotes | 0 | | | 0 | 0 | 0 |
| Undervotes | 20 | | | 0 | 16 | 4 |

Comptroller of Public Accounts

Vote For 1

| | TOTAL | VOTE % | | Absentee | Early Voting | Election Day |
|--------------------------------|-------|---------|------------------------------------------------------------------------|----------|--------------|--------------|
| REP Glenn Hegar | 2,096 | 83.44% | <div style="width: 83.44%;"><div style="width: 83.44%;"></div></div> | 45 | 1,561 | 490 |
| DEM Janet T. Dudding | 377 | 15.01% | <div style="width: 15.01%;"><div style="width: 15.01%;"></div></div> | 30 | 249 | 98 |
| LIB V. Alonzo Echevarria-Garza | 39 | 1.55% | <div style="width: 1.55%;"><div style="width: 1.55%;"></div></div> | 1 | 21 | 17 |
| Total Votes Cast | 2,512 | 100.00% | <div style="width: 100.00%;"><div style="width: 100.00%;"></div></div> | 76 | 1,831 | 605 |
| Overvotes | 0 | | | 0 | 0 | 0 |
| Undervotes | 36 | | | 0 | 23 | 13 |

Comm. General Land Office

Vote For 1

| | TOTAL | VOTE % | | Absentee | Early Voting | Election Day |
|--------------------------------|-------|---------|------------------------------------------------------------------------|----------|--------------|--------------|
| REP Dawn Buckingham | 2,058 | 81.96% | <div style="width: 81.96%;"><div style="width: 81.96%;"></div></div> | 44 | 1,530 | 484 |
| DEM Jay Kleberg | 422 | 16.81% | <div style="width: 16.81%;"><div style="width: 16.81%;"></div></div> | 32 | 282 | 108 |
| GRN Alfred Molison, Jr. | 31 | 1.23% | <div style="width: 1.23%;"><div style="width: 1.23%;"></div></div> | 0 | 20 | 11 |
| Write-In Totals | 0 | 0.00% | <div style="width: 0.00%;"><div style="width: 0.00%;"></div></div> | 0 | 0 | 0 |
| Write-In: Carrie Evelyn Menger | 0 | 0.00% | <div style="width: 0.00%;"><div style="width: 0.00%;"></div></div> | 0 | 0 | 0 |
| Write-In: Uncertified | 0 | 0.00% | <div style="width: 0.00%;"><div style="width: 0.00%;"></div></div> | 0 | 0 | 0 |
| Not Assigned | 0 | 0.00% | <div style="width: 0.00%;"><div style="width: 0.00%;"></div></div> | 0 | 0 | 0 |
| Total Votes Cast | 2,511 | 100.00% | <div style="width: 100.00%;"><div style="width: 100.00%;"></div></div> | 76 | 1,832 | 603 |
| Overvotes | 0 | | | 0 | 0 | 0 |
| Undervotes | 37 | | | 0 | 22 | 15 |

Commissioner of Agriculture

Vote For 1






| | TOTAL | VOTE % | | Absentee | Early Voting | Election Day |
|------------------|-------|---------|------------------------------------------------------------------------|----------|--------------|--------------|
| REP Sid Miller | 2,089 | 83.13% | <div style="width: 83.13%;"><div style="width: 83.13%;"></div></div> | 44 | 1,559 | 486 |
| DEM Susan Hays | 424 | 16.87% | <div style="width: 16.87%;"><div style="width: 16.87%;"></div></div> | 31 | 274 | 119 |
| Total Votes Cast | 2,513 | 100.00% | <div style="width: 100.00%;"><div style="width: 100.00%;"></div></div> | 75 | 1,833 | 605 |
| Overvotes | 0 | | | 0 | 0 | 0 |
| Undervotes | 35 | | | 1 | 21 | 13 |

November 8, 2022

Smith County





Precinct 0042**Railroad Commissioner**

Vote For 1

| | TOTAL | VOTE % | | Absentee | Early Voting | Election Day |
|-----------------------|-------|---------|-----------------------------------------------------------------------------------|----------|--------------|--------------|
| REP Wayne Christian | 2,069 | 82.23% |  | 44 | 1,547 | 478 |
| DEM Luke Warford | 379 | 15.06% |  | 30 | 254 | 95 |
| LIB Jaime Andres Diez | 50 | 1.99% |  | 2 | 20 | 28 |
| GRN Hunter Wayne Crow | 18 | 0.72% |  | 0 | 12 | 6 |
| Total Votes Cast | 2,516 | 100.00% |  | 76 | 1,833 | 607 |
| Overvotes | 0 | | | 0 | 0 | 0 |
| Undervotes | 32 | | | 0 | 21 | 11 |




Justice, Supreme Ct. PI. 3

Vote For 1

| | TOTAL | VOTE % | | Absentee | Early Voting | Election Day |
|--------------------------|-------|---------|-----------------------------------------------------------------------------------|----------|--------------|--------------|
| REP Debra Lehrmann | 2,082 | 82.82% |  | 45 | 1,552 | 485 |
| DEM Erin A. Nowell | 390 | 15.51% |  | 30 | 258 | 102 |
| LIB Thomas Edward Oxford | 42 | 1.67% |  | 1 | 22 | 19 |
| Total Votes Cast | 2,514 | 100.00% |  | 76 | 1,832 | 606 |
| Overvotes | 0 | | | 0 | 0 | 0 |
| Undervotes | 34 | | | 0 | 22 | 12 |




Justice, Supreme Ct. PI. 5

Vote For 1

| | TOTAL | VOTE % | | Absentee | Early Voting | Election Day |
|--------------------|-------|---------|-------------------------------------------------------------------------------------|----------|--------------|--------------|
| REP Rebeca Huddle | 2,090 | 83.57% |  | 44 | 1,551 | 495 |
| DEM Amanda Reichek | 411 | 16.43% |  | 31 | 272 | 108 |
| Total Votes Cast | 2,501 | 100.00% |  | 75 | 1,823 | 603 |
| Overvotes | 0 | | | 0 | 0 | 0 |
| Undervotes | 47 | | | 1 | 31 | 15 |

Justice, Supreme Ct. PI. 9

Vote For 1

| | TOTAL | VOTE % | | Absentee | Early Voting | Election Day |
|---------------------|-------|---------|-------------------------------------------------------------------------------------|----------|--------------|--------------|
| REP Evan Young | 2,082 | 83.75% |  | 44 | 1,550 | 488 |
| DEM Julia Maldonado | 404 | 16.25% |  | 31 | 263 | 110 |
| Total Votes Cast | 2,486 | 100.00% |  | 75 | 1,813 | 598 |
| Overvotes | 0 | | | 0 | 0 | 0 |
| Undervotes | 62 | | | 1 | 41 | 20 |

November 8, 2022

Smith County

Precinct 0042

Judge, Ct of Crim. Appeals, PI 5

Vote For 1

| | TOTAL | VOTE % | | Absentee | Early Voting | Election Day |
|------------------|-------|---------|--|----------|--------------|--------------|
| REP Scott Walker | 2,086 | 83.67% | | 45 | 1,558 | 483 |
| DEM Dana Huffman | 407 | 16.33% | | 31 | 260 | 116 |
| Total Votes Cast | 2,493 | 100.00% | | 76 | 1,818 | 599 |
| Overvotes | 0 | | | 0 | 0 | 0 |
| Undervotes | 55 | | | 0 | 36 | 19 |

Judge, Ct of Crim. Appeals, PI 6

Vote For 1

| | TOTAL | VOTE % | | Absentee | Early Voting | Election Day |
|---------------------------|-------|---------|--|----------|--------------|--------------|
| REP Jesse F. McClure, III | 2,074 | 83.39% | | 44 | 1,548 | 482 |
| DEM Robert Johnson | 413 | 16.61% | | 32 | 268 | 113 |
| Total Votes Cast | 2,487 | 100.00% | | 76 | 1,816 | 595 |
| Overvotes | 0 | | | 0 | 0 | 0 |
| Undervotes | 61 | | | 0 | 38 | 23 |

State Representative, District 6

Vote For 1

| | TOTAL | VOTE % | | Absentee | Early Voting | Election Day |
|-------------------|-------|---------|--|----------|--------------|--------------|
| REP Matt Schaefer | 2,081 | 82.94% | | 40 | 1,553 | 488 |
| DEM Cody J. Grace | 428 | 17.06% | | 34 | 276 | 118 |
| Total Votes Cast | 2,509 | 100.00% | | 74 | 1,829 | 606 |
| Overvotes | 0 | | | 0 | 0 | 0 |
| Undervotes | 39 | | | 2 | 25 | 12 |

Smith Prop A

Vote For 1

| | TOTAL | VOTE % | | Absentee | Early Voting | Election Day |
|------------------|-------|---------|--|----------|--------------|--------------|
| FOR | 1,300 | 51.88% | | 47 | 960 | 293 |
| AGAINST | 1,206 | 48.12% | | 26 | 862 | 318 |
| Total Votes Cast | 2,506 | 100.00% | | 73 | 1,822 | 611 |
| Overvotes | 0 | | | 0 | 0 | 0 |
| Undervotes | 42 | | | 3 | 32 | 7 |

November 8, 2022




Smith County

Precinct 0043**Statistics**

| | TOTAL | Absentee | Early Voting | Election Day |
|---------------------------|--------|----------|--------------|--------------|
| Registered Voters - Total | 1,439 | | | |
| Ballots Cast - Total | 778 | 32 | 519 | 227 |
| Ballots Cast - Blank | 0 | 0 | 0 | 0 |
| Voter Turnout - Total | 54.07% | | | |











US Representative, Dist 1

Vote For 1

| | TOTAL | VOTE % | | Absentee | Early Voting | Election Day |
|--------------------------|-------|---------|-----------------------------------------------------------------------------------|----------|--------------|--------------|
| REP Nathaniel Moran | 549 | 71.02% |  | 16 | 375 | 158 |
| DEM Jrmar (JJ) Jefferson | 224 | 28.98% |  | 16 | 140 | 68 |
| Total Votes Cast | 773 | 100.00% |  | 32 | 515 | 226 |
| Overvotes | 0 | | | 0 | 0 | 0 |
| Undervotes | 5 | | | 0 | 4 | 1 |





Governor

Vote For 1

| | TOTAL | VOTE % | | Absentee | Early Voting | Election Day |
|--------------------------------|-------|---------|-------------------------------------------------------------------------------------|----------|--------------|--------------|
| REP Greg Abbott | 516 | 67.01% |  | 16 | 354 | 146 |
| DEM Beto O'Rourke | 237 | 30.78% |  | 15 | 152 | 70 |
| LIB Mark Tippetts | 13 | 1.69% |  | 0 | 5 | 8 |
| GRN Delilah Barrios | 4 | 0.52% |  | 0 | 2 | 2 |
| Write-In Totals | 0 | 0.00% |  | 0 | 0 | 0 |
| Write-In: Jacqueline Abernathy | 0 | 0.00% |  | 0 | 0 | 0 |
| Write-In: Mark V Goloby | 0 | 0.00% |  | 0 | 0 | 0 |
| Write-In: Uncertified | 0 | 0.00% |  | 0 | 0 | 0 |
| Not Assigned | 0 | 0.00% |  | 0 | 0 | 0 |
| Total Votes Cast | 770 | 100.00% |  | 31 | 513 | 226 |
| Overvotes | 0 | | | 0 | 0 | 0 |
| Undervotes | 8 | | | 1 | 6 | 1 |

Lieutenant Governor

Vote For 1

| | TOTAL | VOTE % | | Absentee | Early Voting | Election Day |
|-------------------|-------|---------|-------------------------------------------------------------------------------------|----------|--------------|--------------|
| REP Dan Patrick | 495 | 64.62% |  | 16 | 339 | 140 |
| DEM Mike Collier | 240 | 31.33% |  | 15 | 154 | 71 |
| LIB Shanna Steele | 31 | 4.05% |  | 0 | 18 | 13 |
| Total Votes Cast | 766 | 100.00% |  | 31 | 511 | 224 |
| Overvotes | 0 | | | 0 | 0 | 0 |
| Undervotes | 12 | | | 1 | 8 | 3 |

November 8, 2022

Smith County

Precinct 0043**Attorney General**

Vote For 1

| | TOTAL | VOTE % | | Absentee | Early Voting | Election Day |
|-----------------------------|-------|---------|------------------------------------------------------------------------|----------|--------------|--------------|
| REP Ken Paxton | 473 | 62.24% | <div style="width: 62.24%;"><div style="width: 62.24%;"></div></div> | 15 | 326 | 132 |
| DEM Rochelle Mercedes Garza | 250 | 32.89% | <div style="width: 32.89%;"><div style="width: 32.89%;"></div></div> | 15 | 156 | 79 |
| LIB Mark Ash | 37 | 4.87% | <div style="width: 4.87%;"><div style="width: 4.87%;"></div></div> | 1 | 23 | 13 |
| Total Votes Cast | 760 | 100.00% | <div style="width: 100.00%;"><div style="width: 100.00%;"></div></div> | 31 | 505 | 224 |
| Overvotes | 0 | | | 0 | 0 | 0 |
| Undervotes | 18 | | | 1 | 14 | 3 |

Comptroller of Public Accounts

Vote For 1

| | TOTAL | VOTE % | | Absentee | Early Voting | Election Day |
|--------------------------------|-------|---------|------------------------------------------------------------------------|----------|--------------|--------------|
| REP Glenn Hegar | 521 | 68.55% | <div style="width: 68.55%;"><div style="width: 68.55%;"></div></div> | 17 | 356 | 148 |
| DEM Janet T. Dudding | 221 | 29.08% | <div style="width: 29.08%;"><div style="width: 29.08%;"></div></div> | 13 | 141 | 67 |
| LIB V. Alonzo Echevarria-Garza | 18 | 2.37% | <div style="width: 2.37%;"><div style="width: 2.37%;"></div></div> | 1 | 10 | 7 |
| Total Votes Cast | 760 | 100.00% | <div style="width: 100.00%;"><div style="width: 100.00%;"></div></div> | 31 | 507 | 222 |
| Overvotes | 0 | | | 0 | 0 | 0 |
| Undervotes | 18 | | | 1 | 12 | 5 |

Comm. General Land Office

Vote For 1

| | TOTAL | VOTE % | | Absentee | Early Voting | Election Day |
|--------------------------------|-------|---------|------------------------------------------------------------------------|----------|--------------|--------------|
| REP Dawn Buckingham | 505 | 66.62% | <div style="width: 66.62%;"><div style="width: 66.62%;"></div></div> | 16 | 345 | 144 |
| DEM Jay Kleberg | 241 | 31.79% | <div style="width: 31.79%;"><div style="width: 31.79%;"></div></div> | 14 | 157 | 70 |
| GRN Alfred Molison, Jr. | 11 | 1.45% | <div style="width: 1.45%;"><div style="width: 1.45%;"></div></div> | 1 | 6 | 4 |
| Write-In Totals | 1 | 0.13% | <div style="width: 0.13%;"><div style="width: 0.13%;"></div></div> | 0 | 1 | 0 |
| Write-In: Uncertified | 1 | 0.13% | <div style="width: 0.13%;"><div style="width: 0.13%;"></div></div> | 0 | 1 | 0 |
| Write-In: Carrie Evelyn Menger | 0 | 0.00% | <div style="width: 0.00%;"><div style="width: 0.00%;"></div></div> | 0 | 0 | 0 |
| Not Assigned | 0 | 0.00% | <div style="width: 0.00%;"><div style="width: 0.00%;"></div></div> | 0 | 0 | 0 |
| Total Votes Cast | 758 | 100.00% | <div style="width: 100.00%;"><div style="width: 100.00%;"></div></div> | 31 | 509 | 218 |
| Overvotes | 0 | | | 0 | 0 | 0 |
| Undervotes | 20 | | | 1 | 10 | 9 |

Commissioner of Agriculture

Vote For 1






| | TOTAL | VOTE % | | Absentee | Early Voting | Election Day |
|------------------|-------|---------|------------------------------------------------------------------------|----------|--------------|--------------|
| REP Sid Miller | 510 | 67.46% | <div style="width: 67.46%;"><div style="width: 67.46%;"></div></div> | 16 | 347 | 147 |
| DEM Susan Hays | 246 | 32.54% | <div style="width: 32.54%;"><div style="width: 32.54%;"></div></div> | 15 | 159 | 72 |
| Total Votes Cast | 756 | 100.00% | <div style="width: 100.00%;"><div style="width: 100.00%;"></div></div> | 31 | 506 | 219 |
| Overvotes | 0 | | | 0 | 0 | 0 |
| Undervotes | 22 | | | 1 | 13 | 8 |

November 8, 2022

Smith County





Precinct 0043**Railroad Commissioner**

Vote For 1

| | TOTAL | VOTE % | | Absentee | Early Voting | Election Day |
|-----------------------|-------|---------|-----------------------------------------------------------------------------------|----------|--------------|--------------|
| REP Wayne Christian | 504 | 66.76% |  | 16 | 348 | 140 |
| DEM Luke Warford | 231 | 30.60% |  | 14 | 148 | 69 |
| LIB Jaime Andres Diez | 19 | 2.52% |  | 1 | 11 | 7 |
| GRN Hunter Wayne Crow | 1 | 0.13% |  | 0 | 0 | 1 |
| Total Votes Cast | 755 | 100.00% |  | 31 | 507 | 217 |
| Overvotes | 0 | | | 0 | 0 | 0 |
| Undervotes | 23 | | | 1 | 12 | 10 |




Justice, Supreme Ct. PI. 3

Vote For 1

| | TOTAL | VOTE % | | Absentee | Early Voting | Election Day |
|--------------------------|-------|---------|-----------------------------------------------------------------------------------|----------|--------------|--------------|
| REP Debra Lehrmann | 515 | 67.85% |  | 16 | 351 | 148 |
| DEM Erin A. Nowell | 229 | 30.17% |  | 15 | 149 | 65 |
| LIB Thomas Edward Oxford | 15 | 1.98% |  | 0 | 7 | 8 |
| Total Votes Cast | 759 | 100.00% |  | 31 | 507 | 221 |
| Overvotes | 0 | | | 0 | 0 | 0 |
| Undervotes | 19 | | | 1 | 12 | 6 |




Justice, Supreme Ct. PI. 5

Vote For 1

| | TOTAL | VOTE % | | Absentee | Early Voting | Election Day |
|--------------------|-------|---------|-------------------------------------------------------------------------------------|----------|--------------|--------------|
| REP Rebeca Huddle | 520 | 68.78% |  | 16 | 355 | 149 |
| DEM Amanda Reichel | 236 | 31.22% |  | 15 | 151 | 70 |
| Total Votes Cast | 756 | 100.00% |  | 31 | 506 | 219 |
| Overvotes | 0 | | | 0 | 0 | 0 |
| Undervotes | 22 | | | 1 | 13 | 8 |

Justice, Supreme Ct. PI. 9

Vote For 1

| | TOTAL | VOTE % | | Absentee | Early Voting | Election Day |
|---------------------|-------|---------|-------------------------------------------------------------------------------------|----------|--------------|--------------|
| REP Evan Young | 516 | 68.34% |  | 16 | 349 | 151 |
| DEM Julia Maldonado | 239 | 31.66% |  | 15 | 156 | 68 |
| Total Votes Cast | 755 | 100.00% |  | 31 | 505 | 219 |
| Overvotes | 0 | | | 0 | 0 | 0 |
| Undervotes | 23 | | | 1 | 14 | 8 |

November 8, 2022

Smith County

Precinct 0043**Judge, Ct of Crim. Appeals, PI 5**

Vote For 1

| | TOTAL | VOTE % | | Absentee | Early Voting | Election Day |
|------------------|-------|---------|------------------------------------------------------------------------|----------|--------------|--------------|
| REP Scott Walker | 519 | 69.29% | <div style="width: 69.29%;"><div style="width: 69.29%;"></div></div> | 15 | 354 | 150 |
| DEM Dana Huffman | 230 | 30.71% | <div style="width: 30.71%;"><div style="width: 30.71%;"></div></div> | 15 | 148 | 67 |
| Total Votes Cast | 749 | 100.00% | <div style="width: 100.00%;"><div style="width: 100.00%;"></div></div> | 30 | 502 | 217 |
| Overvotes | 0 | | | 0 | 0 | 0 |
| Undervotes | 29 | | | 2 | 17 | 10 |

Judge, Ct of Crim. Appeals, PI 6

Vote For 1

| | TOTAL | VOTE % | | Absentee | Early Voting | Election Day |
|---------------------------|-------|---------|------------------------------------------------------------------------|----------|--------------|--------------|
| REP Jesse F. McClure, III | 528 | 70.21% | <div style="width: 70.21%;"><div style="width: 70.21%;"></div></div> | 16 | 361 | 151 |
| DEM Robert Johnson | 224 | 29.79% | <div style="width: 29.79%;"><div style="width: 29.79%;"></div></div> | 15 | 144 | 65 |
| Total Votes Cast | 752 | 100.00% | <div style="width: 100.00%;"><div style="width: 100.00%;"></div></div> | 31 | 505 | 216 |
| Overvotes | 0 | | | 0 | 0 | 0 |
| Undervotes | 26 | | | 1 | 14 | 11 |

State Representative, District 6

Vote For 1

| | TOTAL | VOTE % | | Absentee | Early Voting | Election Day |
|-------------------|-------|---------|------------------------------------------------------------------------|----------|--------------|--------------|
| REP Matt Schaefer | 506 | 67.20% | <div style="width: 67.20%;"><div style="width: 67.20%;"></div></div> | 13 | 347 | 146 |
| DEM Cody J. Grace | 247 | 32.80% | <div style="width: 32.80%;"><div style="width: 32.80%;"></div></div> | 14 | 157 | 76 |
| Total Votes Cast | 753 | 100.00% | <div style="width: 100.00%;"><div style="width: 100.00%;"></div></div> | 27 | 504 | 222 |
| Overvotes | 0 | | | 0 | 0 | 0 |
| Undervotes | 25 | | | 5 | 15 | 5 |

Smith Prop A

Vote For 1

| | TOTAL | VOTE % | | Absentee | Early Voting | Election Day |
|------------------|-------|---------|------------------------------------------------------------------------|----------|--------------|--------------|
| FOR | 496 | 65.01% | <div style="width: 65.01%;"><div style="width: 65.01%;"></div></div> | 23 | 342 | 131 |
| AGAINST | 267 | 34.99% | <div style="width: 34.99%;"><div style="width: 34.99%;"></div></div> | 4 | 172 | 91 |
| Total Votes Cast | 763 | 100.00% | <div style="width: 100.00%;"><div style="width: 100.00%;"></div></div> | 27 | 514 | 222 |
| Overvotes | 0 | | | 0 | 0 | 0 |
| Undervotes | 15 | | | 5 | 5 | 5 |

November 8, 2022

Smith County

Precinct 0044**Statistics**

| | TOTAL | Absentee | Early Voting | Election Day |
|---------------------------|--------|----------|--------------|--------------|
| Registered Voters - Total | 4,180 | | | |
| Ballots Cast - Total | 1,906 | 42 | 1,250 | 614 |
| Ballots Cast - Blank | 0 | 0 | 0 | 0 |
| Voter Turnout - Total | 45.60% | | | |

US Representative, Dist 1

Vote For 1

| | TOTAL | VOTE % | Absentee | Early Voting | Election Day |
|-------------------------|-------|---------|----------|--------------|--------------|
| REP Nathaniel Moran | 1,257 | 66.72% | 18 | 802 | 437 |
| DEM Jrmr (JJ) Jefferson | 627 | 33.28% | 21 | 438 | 168 |
| Total Votes Cast | 1,884 | 100.00% | 39 | 1,240 | 605 |
| Overvotes | 0 | | 0 | 0 | 0 |
| Undervotes | 22 | | 3 | 10 | 9 |

Governor

Vote For 1

| | TOTAL | VOTE % | Absentee | Early Voting | Election Day |
|--------------------------------|-------|---------|----------|--------------|--------------|
| REP Greg Abbott | 1,248 | 65.68% | 16 | 802 | 430 |
| DEM Beto O'Rourke | 623 | 32.79% | 26 | 435 | 162 |
| LIB Mark Tippetts | 23 | 1.21% | 0 | 8 | 15 |
| GRN Delilah Barrios | 5 | 0.26% | 0 | 1 | 4 |
| Write-In Totals | 1 | 0.05% | 0 | 0 | 1 |
| Write-In: Uncertified | 1 | 0.05% | 0 | 0 | 1 |
| Write-In: Jacqueline Abernathy | 0 | 0.00% | 0 | 0 | 0 |
| Write-In: Mark V Goloby | 0 | 0.00% | 0 | 0 | 0 |
| Not Assigned | 0 | 0.00% | 0 | 0 | 0 |
| Total Votes Cast | 1,900 | 100.00% | 42 | 1,246 | 612 |
| Overvotes | 0 | | 0 | 0 | 0 |
| Undervotes | 6 | | 0 | 4 | 2 |

Lieutenant Governor

Vote For 1

| | TOTAL | VOTE % | Absentee | Early Voting | Election Day |
|-------------------|-------|---------|----------|--------------|--------------|
| REP Dan Patrick | 1,229 | 65.13% | 16 | 794 | 419 |
| DEM Mike Collier | 628 | 33.28% | 24 | 434 | 170 |
| LIB Shanna Steele | 30 | 1.59% | 1 | 13 | 16 |
| Total Votes Cast | 1,887 | 100.00% | 41 | 1,241 | 605 |
| Overvotes | 0 | | 0 | 0 | 0 |
| Undervotes | 19 | | 1 | 9 | 9 |

November 8, 2022

Smith County

Precinct 0044**Attorney General**

Vote For 1

| | TOTAL | VOTE % | | Absentee | Early Voting | Election Day |
|-----------------------------|-------|---------|------------------------------------------------------------------------|----------|--------------|--------------|
| REP Ken Paxton | 1,219 | 64.74% | <div style="width: 64.74%;"><div style="width: 64.74%;"></div></div> | 12 | 787 | 420 |
| DEM Rochelle Mercedes Garza | 629 | 33.40% | <div style="width: 33.40%;"><div style="width: 33.40%;"></div></div> | 26 | 432 | 171 |
| LIB Mark Ash | 35 | 1.86% | <div style="width: 1.86%;"><div style="width: 1.86%;"></div></div> | 3 | 16 | 16 |
| Total Votes Cast | 1,883 | 100.00% | <div style="width: 100.00%;"><div style="width: 100.00%;"></div></div> | 41 | 1,235 | 607 |
| Overvotes | 0 | | | 0 | 0 | 0 |
| Undervotes | 23 | | | 1 | 15 | 7 |

Comptroller of Public Accounts

Vote For 1

| | TOTAL | VOTE % | | Absentee | Early Voting | Election Day |
|--------------------------------|-------|---------|------------------------------------------------------------------------|----------|--------------|--------------|
| REP Glenn Hegar | 1,240 | 65.92% | <div style="width: 65.92%;"><div style="width: 65.92%;"></div></div> | 14 | 794 | 432 |
| DEM Janet T. Dudding | 610 | 32.43% | <div style="width: 32.43%;"><div style="width: 32.43%;"></div></div> | 26 | 426 | 158 |
| LIB V. Alonzo Echevarria-Garza | 31 | 1.65% | <div style="width: 1.65%;"><div style="width: 1.65%;"></div></div> | 2 | 16 | 13 |
| Total Votes Cast | 1,881 | 100.00% | <div style="width: 100.00%;"><div style="width: 100.00%;"></div></div> | 42 | 1,236 | 603 |
| Overvotes | 0 | | | 0 | 0 | 0 |
| Undervotes | 25 | | | 0 | 14 | 11 |

Comm. General Land Office

Vote For 1

| | TOTAL | VOTE % | | Absentee | Early Voting | Election Day |
|--------------------------------|-------|---------|------------------------------------------------------------------------|----------|--------------|--------------|
| REP Dawn Buckingham | 1,217 | 64.80% | <div style="width: 64.80%;"><div style="width: 64.80%;"></div></div> | 13 | 787 | 417 |
| DEM Jay Kleberg | 640 | 34.08% | <div style="width: 34.08%;"><div style="width: 34.08%;"></div></div> | 28 | 441 | 171 |
| GRN Alfred Molison, Jr. | 20 | 1.06% | <div style="width: 1.06%;"><div style="width: 1.06%;"></div></div> | 1 | 7 | 12 |
| Write-In Totals | 1 | 0.05% | <div style="width: 0.05%;"><div style="width: 0.05%;"></div></div> | 0 | 1 | 0 |
| Write-In: Uncertified | 1 | 0.05% | <div style="width: 0.05%;"><div style="width: 0.05%;"></div></div> | 0 | 1 | 0 |
| Write-In: Carrie Evelyn Menger | 0 | 0.00% | <div style="width: 0.00%;"><div style="width: 0.00%;"></div></div> | 0 | 0 | 0 |
| Not Assigned | 0 | 0.00% | <div style="width: 0.00%;"><div style="width: 0.00%;"></div></div> | 0 | 0 | 0 |
| Total Votes Cast | 1,878 | 100.00% | <div style="width: 100.00%;"><div style="width: 100.00%;"></div></div> | 42 | 1,236 | 600 |
| Overvotes | 0 | | | 0 | 0 | 0 |
| Undervotes | 28 | | | 0 | 14 | 14 |

Commissioner of Agriculture

Vote For 1






| | TOTAL | VOTE % | | Absentee | Early Voting | Election Day |
|------------------|-------|---------|------------------------------------------------------------------------|----------|--------------|--------------|
| REP Sid Miller | 1,245 | 66.51% | <div style="width: 66.51%;"><div style="width: 66.51%;"></div></div> | 16 | 801 | 428 |
| DEM Susan Hays | 627 | 33.49% | <div style="width: 33.49%;"><div style="width: 33.49%;"></div></div> | 25 | 431 | 171 |
| Total Votes Cast | 1,872 | 100.00% | <div style="width: 100.00%;"><div style="width: 100.00%;"></div></div> | 41 | 1,232 | 599 |
| Overvotes | 0 | | | 0 | 0 | 0 |
| Undervotes | 34 | | | 1 | 18 | 15 |

November 8, 2022

Smith County





Precinct 0044**Railroad Commissioner**

Vote For 1

| | TOTAL | VOTE % | | Absentee | Early Voting | Election Day |
|-----------------------|-------|---------|-----------------------------------------------------------------------------------|----------|--------------|--------------|
| REP Wayne Christian | 1,238 | 65.99% |  | 15 | 796 | 427 |
| DEM Luke Warford | 588 | 31.34% |  | 25 | 413 | 150 |
| LIB Jaime Andres Diez | 36 | 1.92% |  | 1 | 16 | 19 |
| GRN Hunter Wayne Crow | 14 | 0.75% |  | 1 | 8 | 5 |
| Total Votes Cast | 1,876 | 100.00% |  | 42 | 1,233 | 601 |
| Overvotes | 0 | | | 0 | 0 | 0 |
| Undervotes | 30 | | | 0 | 17 | 13 |




Justice, Supreme Ct. PI. 3

Vote For 1

| | TOTAL | VOTE % | | Absentee | Early Voting | Election Day |
|--------------------------|-------|---------|-----------------------------------------------------------------------------------|----------|--------------|--------------|
| REP Debra Lehrmann | 1,241 | 66.05% |  | 17 | 794 | 430 |
| DEM Erin A. Nowell | 615 | 32.73% |  | 25 | 426 | 164 |
| LIB Thomas Edward Oxford | 23 | 1.22% |  | 0 | 12 | 11 |
| Total Votes Cast | 1,879 | 100.00% |  | 42 | 1,232 | 605 |
| Overvotes | 0 | | | 0 | 0 | 0 |
| Undervotes | 27 | | | 0 | 18 | 9 |




Justice, Supreme Ct. PI. 5

Vote For 1

| | TOTAL | VOTE % | | Absentee | Early Voting | Election Day |
|--------------------|-------|---------|-------------------------------------------------------------------------------------|----------|--------------|--------------|
| REP Rebeca Huddle | 1,242 | 66.42% |  | 15 | 800 | 427 |
| DEM Amanda Reichel | 628 | 33.58% |  | 27 | 431 | 170 |
| Total Votes Cast | 1,870 | 100.00% |  | 42 | 1,231 | 597 |
| Overvotes | 0 | | | 0 | 0 | 0 |
| Undervotes | 36 | | | 0 | 19 | 17 |

Justice, Supreme Ct. PI. 9

Vote For 1

| | TOTAL | VOTE % | | Absentee | Early Voting | Election Day |
|---------------------|-------|---------|-------------------------------------------------------------------------------------|----------|--------------|--------------|
| REP Evan Young | 1,237 | 66.15% |  | 14 | 795 | 428 |
| DEM Julia Maldonado | 633 | 33.85% |  | 26 | 434 | 173 |
| Total Votes Cast | 1,870 | 100.00% |  | 40 | 1,229 | 601 |
| Overvotes | 0 | | | 0 | 0 | 0 |
| Undervotes | 36 | | | 2 | 21 | 13 |

November 8, 2022

Smith County

Precinct 0044**Judge, Ct of Crim. Appeals, PI 5**

Vote For 1

| | TOTAL | VOTE % | | Absentee | Early Voting | Election Day |
|------------------|-------|---------|------------------------------------------------------------------------|----------|--------------|--------------|
| REP Scott Walker | 1,235 | 66.01% | <div style="width: 66.01%;"><div style="width: 66.01%;"></div></div> | 15 | 795 | 425 |
| DEM Dana Huffman | 636 | 33.99% | <div style="width: 33.99%;"><div style="width: 33.99%;"></div></div> | 26 | 435 | 175 |
| Total Votes Cast | 1,871 | 100.00% | <div style="width: 100.00%;"><div style="width: 100.00%;"></div></div> | 41 | 1,230 | 600 |
| Overvotes | 0 | | | 0 | 0 | 0 |
| Undervotes | 35 | | | 1 | 20 | 14 |

Judge, Ct of Crim. Appeals, PI 6

Vote For 1

| | TOTAL | VOTE % | | Absentee | Early Voting | Election Day |
|---------------------------|-------|---------|------------------------------------------------------------------------|----------|--------------|--------------|
| REP Jesse F. McClure, III | 1,241 | 66.43% | <div style="width: 66.43%;"><div style="width: 66.43%;"></div></div> | 16 | 797 | 428 |
| DEM Robert Johnson | 627 | 33.57% | <div style="width: 33.57%;"><div style="width: 33.57%;"></div></div> | 25 | 432 | 170 |
| Total Votes Cast | 1,868 | 100.00% | <div style="width: 100.00%;"><div style="width: 100.00%;"></div></div> | 41 | 1,229 | 598 |
| Overvotes | 0 | | | 0 | 0 | 0 |
| Undervotes | 38 | | | 1 | 21 | 16 |

State Representative, District 6

Vote For 1

| | TOTAL | VOTE % | | Absentee | Early Voting | Election Day |
|-------------------|-------|---------|------------------------------------------------------------------------|----------|--------------|--------------|
| REP Matt Schaefer | 1,259 | 66.93% | <div style="width: 66.93%;"><div style="width: 66.93%;"></div></div> | 18 | 807 | 434 |
| DEM Cody J. Grace | 622 | 33.07% | <div style="width: 33.07%;"><div style="width: 33.07%;"></div></div> | 24 | 429 | 169 |
| Total Votes Cast | 1,881 | 100.00% | <div style="width: 100.00%;"><div style="width: 100.00%;"></div></div> | 42 | 1,236 | 603 |
| Overvotes | 0 | | | 0 | 0 | 0 |
| Undervotes | 25 | | | 0 | 14 | 11 |

Smith Prop A

Vote For 1

| | TOTAL | VOTE % | | Absentee | Early Voting | Election Day |
|------------------|-------|---------|------------------------------------------------------------------------|----------|--------------|--------------|
| FOR | 882 | 47.14% | <div style="width: 47.14%;"><div style="width: 47.14%;"></div></div> | 23 | 584 | 275 |
| AGAINST | 989 | 52.86% | <div style="width: 52.86%;"><div style="width: 52.86%;"></div></div> | 19 | 640 | 330 |
| Total Votes Cast | 1,871 | 100.00% | <div style="width: 100.00%;"><div style="width: 100.00%;"></div></div> | 42 | 1,224 | 605 |
| Overvotes | 0 | | | 0 | 0 | 0 |
| Undervotes | 35 | | | 0 | 26 | 9 |

November 8, 2022

Smith County

Precinct 0045**Statistics**

| | TOTAL | Absentee | Early Voting | Election Day |
|---------------------------|--------|----------|--------------|--------------|
| Registered Voters - Total | 2,233 | | | |
| Ballots Cast - Total | 1,325 | 24 | 908 | 393 |
| Ballots Cast - Blank | 0 | 0 | 0 | 0 |
| Voter Turnout - Total | 59.34% | | | |

US Representative, Dist 1

Vote For 1

| | TOTAL | VOTE % | Absentee | Early Voting | Election Day |
|--------------------------|-------|---------|----------|--------------|--------------|
| REP Nathaniel Moran | 1,184 | 89.90% | 17 | 809 | 358 |
| DEM Jrmar (JJ) Jefferson | 133 | 10.10% | 7 | 95 | 31 |
| Total Votes Cast | 1,317 | 100.00% | 24 | 904 | 389 |
| Overvotes | 0 | | 0 | 0 | 0 |
| Undervotes | 8 | | 0 | 4 | 4 |

Governor

Vote For 1

| | TOTAL | VOTE % | Absentee | Early Voting | Election Day |
|--------------------------------|-------|---------|----------|--------------|--------------|
| REP Greg Abbott | 1,175 | 88.88% | 14 | 809 | 352 |
| DEM Beto O'Rourke | 138 | 10.44% | 9 | 91 | 38 |
| LIB Mark Tippetts | 7 | 0.53% | 0 | 6 | 1 |
| GRN Delilah Barrios | 1 | 0.08% | 0 | 1 | 0 |
| Write-In Totals | 1 | 0.08% | 0 | 0 | 1 |
| Write-In: Jacqueline Abernathy | 1 | 0.08% | 0 | 0 | 1 |
| Write-In: Mark V Goloby | 0 | 0.00% | 0 | 0 | 0 |
| Write-In: Uncertified | 0 | 0.00% | 0 | 0 | 0 |
| Not Assigned | 0 | 0.00% | 0 | 0 | 0 |
| Total Votes Cast | 1,322 | 100.00% | 23 | 907 | 392 |
| Overvotes | 1 | | 1 | 0 | 0 |
| Undervotes | 2 | | 0 | 1 | 1 |

Lieutenant Governor

Vote For 1

| | TOTAL | VOTE % | Absentee | Early Voting | Election Day |
|-------------------|-------|---------|----------|--------------|--------------|
| REP Dan Patrick | 1,156 | 87.98% | 15 | 795 | 346 |
| DEM Mike Collier | 143 | 10.88% | 8 | 100 | 35 |
| LIB Shanna Steele | 15 | 1.14% | 0 | 8 | 7 |
| Total Votes Cast | 1,314 | 100.00% | 23 | 903 | 388 |
| Overvotes | 0 | | 0 | 0 | 0 |
| Undervotes | 11 | | 1 | 5 | 5 |

November 8, 2022

Smith County

Precinct 0045**Attorney General**

Vote For 1

| | TOTAL | VOTE % | | Absentee | Early Voting | Election Day |
|-----------------------------|-------|---------|------------------------------------------------------------------------|----------|--------------|--------------|
| REP Ken Paxton | 1,144 | 87.60% | <div style="width: 87.60%;"><div style="width: 87.60%;"></div></div> | 15 | 783 | 346 |
| DEM Rochelle Mercedes Garza | 147 | 11.26% | <div style="width: 11.26%;"><div style="width: 11.26%;"></div></div> | 8 | 103 | 36 |
| LIB Mark Ash | 15 | 1.15% | <div style="width: 1.15%;"><div style="width: 1.15%;"></div></div> | 0 | 9 | 6 |
| Total Votes Cast | 1,306 | 100.00% | <div style="width: 100.00%;"><div style="width: 100.00%;"></div></div> | 23 | 895 | 388 |
| Overvotes | 0 | | | 0 | 0 | 0 |
| Undervotes | 19 | | | 1 | 13 | 5 |

Comptroller of Public Accounts

Vote For 1

| | TOTAL | VOTE % | | Absentee | Early Voting | Election Day |
|--------------------------------|-------|---------|------------------------------------------------------------------------|----------|--------------|--------------|
| REP Glenn Hegar | 1,165 | 89.14% | <div style="width: 89.14%;"><div style="width: 89.14%;"></div></div> | 14 | 805 | 346 |
| DEM Janet T. Dudding | 131 | 10.02% | <div style="width: 10.02%;"><div style="width: 10.02%;"></div></div> | 7 | 90 | 34 |
| LIB V. Alonzo Echevarria-Garza | 11 | 0.84% | <div style="width: 0.84%;"><div style="width: 0.84%;"></div></div> | 0 | 7 | 4 |
| Total Votes Cast | 1,307 | 100.00% | <div style="width: 100.00%;"><div style="width: 100.00%;"></div></div> | 21 | 902 | 384 |
| Overvotes | 0 | | | 0 | 0 | 0 |
| Undervotes | 18 | | | 3 | 6 | 9 |

Comm. General Land Office

Vote For 1

| | TOTAL | VOTE % | | Absentee | Early Voting | Election Day |
|--------------------------------|-------|---------|------------------------------------------------------------------------|----------|--------------|--------------|
| REP Dawn Buckingham | 1,152 | 88.14% | <div style="width: 88.14%;"><div style="width: 88.14%;"></div></div> | 14 | 795 | 343 |
| DEM Jay Kleberg | 146 | 11.17% | <div style="width: 11.17%;"><div style="width: 11.17%;"></div></div> | 8 | 100 | 38 |
| GRN Alfred Molison, Jr. | 8 | 0.61% | <div style="width: 0.61%;"><div style="width: 0.61%;"></div></div> | 0 | 6 | 2 |
| Write-In Totals | 1 | 0.08% | <div style="width: 0.08%;"><div style="width: 0.08%;"></div></div> | 0 | 0 | 1 |
| Write-In: Carrie Evelyn Menger | 1 | 0.08% | <div style="width: 0.08%;"><div style="width: 0.08%;"></div></div> | 0 | 0 | 1 |
| Write-In: Uncertified | 0 | 0.00% | <div style="width: 0.00%;"><div style="width: 0.00%;"></div></div> | 0 | 0 | 0 |
| Not Assigned | 0 | 0.00% | <div style="width: 0.00%;"><div style="width: 0.00%;"></div></div> | 0 | 0 | 0 |
| Total Votes Cast | 1,307 | 100.00% | <div style="width: 100.00%;"><div style="width: 100.00%;"></div></div> | 22 | 901 | 384 |
| Overvotes | 0 | | | 0 | 0 | 0 |
| Undervotes | 18 | | | 2 | 7 | 9 |

Commissioner of Agriculture

Vote For 1

| | TOTAL | VOTE % | | Absentee | Early Voting | Election Day |
|------------------|-------|---------|------------------------------------------------------------------------|----------|--------------|--------------|
| REP Sid Miller | 1,162 | 88.63% | <div style="width: 88.63%;"><div style="width: 88.63%;"></div></div> | 14 | 801 | 347 |
| DEM Susan Hays | 149 | 11.37% | <div style="width: 11.37%;"><div style="width: 11.37%;"></div></div> | 8 | 100 | 41 |
| Total Votes Cast | 1,311 | 100.00% | <div style="width: 100.00%;"><div style="width: 100.00%;"></div></div> | 22 | 901 | 388 |
| Overvotes | 0 | | | 0 | 0 | 0 |
| Undervotes | 14 | | | 2 | 7 | 5 |

November 8, 2022

Smith County

Precinct 0045**Railroad Commissioner**

Vote For 1

| | TOTAL | VOTE % | | Absentee | Early Voting | Election Day |
|-----------------------|-------|---------|------------------------------------------------------------------------|----------|--------------|--------------|
| REP Wayne Christian | 1,155 | 88.37% | <div style="width: 88.37%;"><div style="width: 88.37%;"></div></div> | 15 | 799 | 341 |
| DEM Luke Warford | 134 | 10.25% | <div style="width: 10.25%;"><div style="width: 10.25%;"></div></div> | 7 | 89 | 38 |
| LIB Jaime Andres Diez | 15 | 1.15% | <div style="width: 1.15%;"><div style="width: 1.15%;"></div></div> | 0 | 9 | 6 |
| GRN Hunter Wayne Crow | 3 | 0.23% | <div style="width: 0.23%;"><div style="width: 0.23%;"></div></div> | 0 | 1 | 2 |
| Total Votes Cast | 1,307 | 100.00% | <div style="width: 100.00%;"><div style="width: 100.00%;"></div></div> | 22 | 898 | 387 |
| Overvotes | 0 | | | 0 | 0 | 0 |
| Undervotes | 18 | | | 2 | 10 | 6 |

Justice, Supreme Ct. PI. 3

Vote For 1

| | TOTAL | VOTE % | | Absentee | Early Voting | Election Day |
|--------------------------|-------|---------|------------------------------------------------------------------------|----------|--------------|--------------|
| REP Debra Lehrmann | 1,165 | 88.80% | <div style="width: 88.80%;"><div style="width: 88.80%;"></div></div> | 15 | 804 | 346 |
| DEM Erin A. Nowell | 136 | 10.37% | <div style="width: 10.37%;"><div style="width: 10.37%;"></div></div> | 7 | 91 | 38 |
| LIB Thomas Edward Oxford | 11 | 0.84% | <div style="width: 0.84%;"><div style="width: 0.84%;"></div></div> | 0 | 5 | 6 |
| Total Votes Cast | 1,312 | 100.00% | <div style="width: 100.00%;"><div style="width: 100.00%;"></div></div> | 22 | 900 | 390 |
| Overvotes | 0 | | | 0 | 0 | 0 |
| Undervotes | 13 | | | 2 | 8 | 3 |

Justice, Supreme Ct. PI. 5

Vote For 1

| | TOTAL | VOTE % | | Absentee | Early Voting | Election Day |
|--------------------|-------|---------|------------------------------------------------------------------------|----------|--------------|--------------|
| REP Rebeca Huddle | 1,171 | 89.46% | <div style="width: 89.46%;"><div style="width: 89.46%;"></div></div> | 15 | 806 | 350 |
| DEM Amanda Reichel | 138 | 10.54% | <div style="width: 10.54%;"><div style="width: 10.54%;"></div></div> | 6 | 93 | 39 |
| Total Votes Cast | 1,309 | 100.00% | <div style="width: 100.00%;"><div style="width: 100.00%;"></div></div> | 21 | 899 | 389 |
| Overvotes | 0 | | | 0 | 0 | 0 |
| Undervotes | 16 | | | 3 | 9 | 4 |

Justice, Supreme Ct. PI. 9

Vote For 1




| | TOTAL | VOTE % | | Absentee | Early Voting | Election Day |
|---------------------|-------|---------|------------------------------------------------------------------------|----------|--------------|--------------|
| REP Evan Young | 1,172 | 89.40% | <div style="width: 89.40%;"><div style="width: 89.40%;"></div></div> | 15 | 804 | 353 |
| DEM Julia Maldonado | 139 | 10.60% | <div style="width: 10.60%;"><div style="width: 10.60%;"></div></div> | 8 | 96 | 35 |
| Total Votes Cast | 1,311 | 100.00% | <div style="width: 100.00%;"><div style="width: 100.00%;"></div></div> | 23 | 900 | 388 |
| Overvotes | 0 | | | 0 | 0 | 0 |
| Undervotes | 14 | | | 1 | 8 | 5 |

November 8, 2022

Smith County




Precinct 0045**Judge, Ct of Crim. Appeals, PI 5**

Vote For 1

| | TOTAL | VOTE % | | Absentee | Early Voting | Election Day |
|------------------|-------|---------|-----------------------------------------------------------------------------------|----------|--------------|--------------|
| REP Scott Walker | 1,166 | 89.28% |  | 15 | 800 | 351 |
| DEM Dana Huffman | 140 | 10.72% |  | 6 | 98 | 36 |
| Total Votes Cast | 1,306 | 100.00% |  | 21 | 898 | 387 |
| Overvotes | 0 | | | 0 | 0 | 0 |
| Undervotes | 19 | | | 3 | 10 | 6 |




Judge, Ct of Crim. Appeals, PI 6

Vote For 1

| | TOTAL | VOTE % | | Absentee | Early Voting | Election Day |
|---------------------------|-------|---------|-----------------------------------------------------------------------------------|----------|--------------|--------------|
| REP Jesse F. McClure, III | 1,163 | 89.39% |  | 15 | 801 | 347 |
| DEM Robert Johnson | 138 | 10.61% |  | 7 | 94 | 37 |
| Total Votes Cast | 1,301 | 100.00% |  | 22 | 895 | 384 |
| Overvotes | 0 | | | 0 | 0 | 0 |
| Undervotes | 24 | | | 2 | 13 | 9 |




State Representative, District 6

Vote For 1

| | TOTAL | VOTE % | | Absentee | Early Voting | Election Day |
|-------------------|-------|---------|-------------------------------------------------------------------------------------|----------|--------------|--------------|
| REP Matt Schaefer | 1,163 | 88.71% |  | 14 | 802 | 347 |
| DEM Cody J. Grace | 148 | 11.29% |  | 8 | 98 | 42 |
| Total Votes Cast | 1,311 | 100.00% |  | 22 | 900 | 389 |
| Overvotes | 0 | | | 0 | 0 | 0 |
| Undervotes | 14 | | | 2 | 8 | 4 |




Justice of the Peace, Pct. 3

Vote For 1

| | TOTAL | VOTE % | | Absentee | Early Voting | Election Day |
|------------------------|-------|---------|-------------------------------------------------------------------------------------|----------|--------------|--------------|
| REP James L. Meredith | 1,176 | 89.84% |  | 15 | 812 | 349 |
| DEM Dustin G. Stephens | 133 | 10.16% |  | 6 | 91 | 36 |
| Total Votes Cast | 1,309 | 100.00% |  | 21 | 903 | 385 |
| Overvotes | 0 | | | 0 | 0 | 0 |
| Undervotes | 16 | | | 3 | 5 | 8 |

Smith Prop A

Vote For 1

| | TOTAL | VOTE % | | Absentee | Early Voting | Election Day |
|------------------|-------|---------|-------------------------------------------------------------------------------------|----------|--------------|--------------|
| FOR | 667 | 51.07% |  | 14 | 480 | 173 |
| AGAINST | 639 | 48.93% |  | 8 | 417 | 214 |
| Total Votes Cast | 1,306 | 100.00% |  | 22 | 897 | 387 |
| Overvotes | 0 | | | 0 | 0 | 0 |
| Undervotes | 19 | | | 2 | 11 | 6 |




November 8, 2022

Smith County

Precinct 0045

WHISD Prop A

Vote For 1

| | TOTAL | VOTE % | | Absentee | Early Voting | Election Day |
|------------------|-------|---------|-----------------------------------------------------------------------------------|----------|--------------|--------------|
| FOR | 543 | 41.87% |  | 13 | 366 | 164 |
| AGAINST | 754 | 58.13% |  | 9 | 524 | 221 |
| Total Votes Cast | 1,297 | 100.00% |  | 22 | 890 | 385 |
| Overvotes | 0 | | | 0 | 0 | 0 |
| Undervotes | 28 | | | 2 | 18 | 8 |

November 8, 2022

Smith County

Precinct 0046

Statistics

| | TOTAL | Absentee | Early Voting | Election Day |
|---------------------------|--------|----------|--------------|--------------|
| Registered Voters - Total | 1,221 | | | |
| Ballots Cast - Total | 574 | 26 | 316 | 232 |
| Ballots Cast - Blank | 0 | 0 | 0 | 0 |
| Voter Turnout - Total | 47.01% | | | |

US Representative, Dist 1

Vote For 1

| | TOTAL | VOTE % | | Absentee | Early Voting | Election Day |
|--------------------------|-------|---------|--|----------|--------------|--------------|
| REP Nathaniel Moran | 425 | 75.49% | | 9 | 243 | 173 |
| DEM Jrmar (JJ) Jefferson | 138 | 24.51% | | 16 | 65 | 57 |
| Total Votes Cast | 563 | 100.00% | | 25 | 308 | 230 |
| Overvotes | 0 | | | 0 | 0 | 0 |
| Undervotes | 11 | | | 1 | 8 | 2 |

Governor

Vote For 1

| | TOTAL | VOTE % | | Absentee | Early Voting | Election Day |
|--------------------------------|-------|---------|--|----------|--------------|--------------|
| REP Greg Abbott | 429 | 75.13% | | 10 | 251 | 168 |
| DEM Beto O'Rourke | 134 | 23.47% | | 16 | 61 | 57 |
| LIB Mark Tippetts | 5 | 0.88% | | 0 | 1 | 4 |
| GRN Delilah Barrios | 3 | 0.53% | | 0 | 1 | 2 |
| Write-In Totals | 0 | 0.00% | | 0 | 0 | 0 |
| Write-In: Jacqueline Abernathy | 0 | 0.00% | | 0 | 0 | 0 |
| Write-In: Mark V Goloby | 0 | 0.00% | | 0 | 0 | 0 |
| Write-In: Uncertified | 0 | 0.00% | | 0 | 0 | 0 |
| Not Assigned | 0 | 0.00% | | 0 | 0 | 0 |
| Total Votes Cast | 571 | 100.00% | | 26 | 314 | 231 |
| Overvotes | 0 | | | 0 | 0 | 0 |
| Undervotes | 3 | | | 0 | 2 | 1 |

Lieutenant Governor

Vote For 1

| | TOTAL | VOTE % | | Absentee | Early Voting | Election Day |
|-------------------|-------|---------|--|----------|--------------|--------------|
| REP Dan Patrick | 425 | 74.56% | | 9 | 247 | 169 |
| DEM Mike Collier | 131 | 22.98% | | 17 | 62 | 52 |
| LIB Shanna Steele | 14 | 2.46% | | 0 | 4 | 10 |
| Total Votes Cast | 570 | 100.00% | | 26 | 313 | 231 |
| Overvotes | 0 | | | 0 | 0 | 0 |
| Undervotes | 4 | | | 0 | 3 | 1 |

November 8, 2022

Smith County

Precinct 0046**Attorney General**

Vote For 1

| | TOTAL | VOTE % | | Absentee | Early Voting | Election Day |
|-----------------------------|-------|---------|------------------------------------------------|----------|--------------|--------------|
| REP Ken Paxton | 421 | 73.99% | <div><div style="width: 73.99%;"></div></div> | 9 | 242 | 170 |
| DEM Rochelle Mercedes Garza | 138 | 24.25% | <div><div style="width: 24.25%;"></div></div> | 17 | 65 | 56 |
| LIB Mark Ash | 10 | 1.76% | <div><div style="width: 1.76%;"></div></div> | 0 | 6 | 4 |
| Total Votes Cast | 569 | 100.00% | <div><div style="width: 100.00%;"></div></div> | 26 | 313 | 230 |
| Overvotes | 0 | | | 0 | 0 | 0 |
| Undervotes | 5 | | | 0 | 3 | 2 |

Comptroller of Public Accounts

Vote For 1

| | TOTAL | VOTE % | | Absentee | Early Voting | Election Day |
|--------------------------------|-------|---------|------------------------------------------------|----------|--------------|--------------|
| REP Glenn Hegar | 423 | 74.74% | <div><div style="width: 74.74%;"></div></div> | 9 | 243 | 171 |
| DEM Janet T. Dudding | 135 | 23.85% | <div><div style="width: 23.85%;"></div></div> | 17 | 64 | 54 |
| LIB V. Alonzo Echevarria-Garza | 8 | 1.41% | <div><div style="width: 1.41%;"></div></div> | 0 | 3 | 5 |
| Total Votes Cast | 566 | 100.00% | <div><div style="width: 100.00%;"></div></div> | 26 | 310 | 230 |
| Overvotes | 0 | | | 0 | 0 | 0 |
| Undervotes | 8 | | | 0 | 6 | 2 |

Comm. General Land Office

Vote For 1

| | TOTAL | VOTE % | | Absentee | Early Voting | Election Day |
|--------------------------------|-------|---------|------------------------------------------------|----------|--------------|--------------|
| REP Dawn Buckingham | 422 | 74.30% | <div><div style="width: 74.30%;"></div></div> | 9 | 243 | 170 |
| DEM Jay Kleberg | 139 | 24.47% | <div><div style="width: 24.47%;"></div></div> | 17 | 67 | 55 |
| GRN Alfred Molison, Jr. | 7 | 1.23% | <div><div style="width: 1.23%;"></div></div> | 0 | 1 | 6 |
| Write-In Totals | 0 | 0.00% | <div><div style="width: 0.00%;"></div></div> | 0 | 0 | 0 |
| Write-In: Carrie Evelyn Menger | 0 | 0.00% | <div><div style="width: 0.00%;"></div></div> | 0 | 0 | 0 |
| Write-In: Uncertified | 0 | 0.00% | <div><div style="width: 0.00%;"></div></div> | 0 | 0 | 0 |
| Not Assigned | 0 | 0.00% | <div><div style="width: 0.00%;"></div></div> | 0 | 0 | 0 |
| Total Votes Cast | 568 | 100.00% | <div><div style="width: 100.00%;"></div></div> | 26 | 311 | 231 |
| Overvotes | 0 | | | 0 | 0 | 0 |
| Undervotes | 6 | | | 0 | 5 | 1 |

Commissioner of Agriculture

Vote For 1






| | TOTAL | VOTE % | | Absentee | Early Voting | Election Day |
|------------------|-------|---------|------------------------------------------------|----------|--------------|--------------|
| REP Sid Miller | 427 | 75.98% | <div><div style="width: 75.98%;"></div></div> | 9 | 247 | 171 |
| DEM Susan Hays | 135 | 24.02% | <div><div style="width: 24.02%;"></div></div> | 17 | 61 | 57 |
| Total Votes Cast | 562 | 100.00% | <div><div style="width: 100.00%;"></div></div> | 26 | 308 | 228 |
| Overvotes | 0 | | | 0 | 0 | 0 |
| Undervotes | 12 | | | 0 | 8 | 4 |

November 8, 2022

Smith County





Precinct 0046**Railroad Commissioner**

Vote For 1

| | TOTAL | VOTE % | | Absentee | Early Voting | Election Day |
|-----------------------|-------|---------|-----------------------------------------------------------------------------------|----------|--------------|--------------|
| REP Wayne Christian | 423 | 74.34% |  | 9 | 245 | 169 |
| DEM Luke Warford | 133 | 23.37% |  | 17 | 62 | 54 |
| LIB Jaime Andres Diez | 9 | 1.58% |  | 0 | 3 | 6 |
| GRN Hunter Wayne Crow | 4 | 0.70% |  | 0 | 2 | 2 |
| Total Votes Cast | 569 | 100.00% |  | 26 | 312 | 231 |
| Overvotes | 0 | | | 0 | 0 | 0 |
| Undervotes | 5 | | | 0 | 4 | 1 |




Justice, Supreme Ct. PI. 3

Vote For 1

| | TOTAL | VOTE % | | Absentee | Early Voting | Election Day |
|--------------------------|-------|---------|-----------------------------------------------------------------------------------|----------|--------------|--------------|
| REP Debra Lehrmann | 422 | 74.69% |  | 8 | 244 | 170 |
| DEM Erin A. Nowell | 134 | 23.72% |  | 16 | 65 | 53 |
| LIB Thomas Edward Oxford | 9 | 1.59% |  | 0 | 2 | 7 |
| Total Votes Cast | 565 | 100.00% |  | 24 | 311 | 230 |
| Overvotes | 0 | | | 0 | 0 | 0 |
| Undervotes | 9 | | | 2 | 5 | 2 |




Justice, Supreme Ct. PI. 5

Vote For 1

| | TOTAL | VOTE % | | Absentee | Early Voting | Election Day |
|---------------------|-------|---------|-------------------------------------------------------------------------------------|----------|--------------|--------------|
| REP Rebeca Huddle | 428 | 75.62% |  | 9 | 247 | 172 |
| DEM Amanda Reicherk | 138 | 24.38% |  | 15 | 64 | 59 |
| Total Votes Cast | 566 | 100.00% |  | 24 | 311 | 231 |
| Overvotes | 0 | | | 0 | 0 | 0 |
| Undervotes | 8 | | | 2 | 5 | 1 |

Justice, Supreme Ct. PI. 9

Vote For 1

| | TOTAL | VOTE % | | Absentee | Early Voting | Election Day |
|---------------------|-------|---------|-------------------------------------------------------------------------------------|----------|--------------|--------------|
| REP Evan Young | 426 | 75.00% |  | 8 | 247 | 171 |
| DEM Julia Maldonado | 142 | 25.00% |  | 16 | 65 | 61 |
| Total Votes Cast | 568 | 100.00% |  | 24 | 312 | 232 |
| Overvotes | 0 | | | 0 | 0 | 0 |
| Undervotes | 6 | | | 2 | 4 | 0 |

November 8, 2022

Smith County

Precinct 0046**Judge, Ct of Crim. Appeals, PI 5**

Vote For 1

| | TOTAL | VOTE % | | Absentee | Early Voting | Election Day |
|------------------|-------|---------|------------------------------------------------|----------|--------------|--------------|
| REP Scott Walker | 425 | 75.09% | <div><div style="width: 75.09%;"></div></div> | 8 | 247 | 170 |
| DEM Dana Huffman | 141 | 24.91% | <div><div style="width: 24.91%;"></div></div> | 15 | 66 | 60 |
| Total Votes Cast | 566 | 100.00% | <div><div style="width: 100.00%;"></div></div> | 23 | 313 | 230 |
| Overvotes | 0 | | | 0 | 0 | 0 |
| Undervotes | 8 | | | 3 | 3 | 2 |

Judge, Ct of Crim. Appeals, PI 6

Vote For 1

| | TOTAL | VOTE % | | Absentee | Early Voting | Election Day |
|---------------------------|-------|---------|------------------------------------------------|----------|--------------|--------------|
| REP Jesse F. McClure, III | 428 | 75.62% | <div><div style="width: 75.62%;"></div></div> | 8 | 247 | 173 |
| DEM Robert Johnson | 138 | 24.38% | <div><div style="width: 24.38%;"></div></div> | 16 | 65 | 57 |
| Total Votes Cast | 566 | 100.00% | <div><div style="width: 100.00%;"></div></div> | 24 | 312 | 230 |
| Overvotes | 0 | | | 0 | 0 | 0 |
| Undervotes | 8 | | | 2 | 4 | 2 |

Justice of the Peace, Pct. 4

Vote For 1

| | TOTAL | VOTE % | | Absentee | Early Voting | Election Day |
|-------------------|-------|---------|------------------------------------------------|----------|--------------|--------------|
| REP Curtis Wulf | 423 | 74.60% | <div><div style="width: 74.60%;"></div></div> | 8 | 244 | 171 |
| DEM Randy Hawkins | 144 | 25.40% | <div><div style="width: 25.40%;"></div></div> | 15 | 68 | 61 |
| Total Votes Cast | 567 | 100.00% | <div><div style="width: 100.00%;"></div></div> | 23 | 312 | 232 |
| Overvotes | 0 | | | 0 | 0 | 0 |
| Undervotes | 7 | | | 3 | 4 | 0 |

Smith Prop A

Vote For 1

| | TOTAL | VOTE % | | Absentee | Early Voting | Election Day |
|------------------|-------|---------|------------------------------------------------|----------|--------------|--------------|
| FOR | 276 | 49.02% | <div><div style="width: 49.02%;"></div></div> | 12 | 162 | 102 |
| AGAINST | 287 | 50.98% | <div><div style="width: 50.98%;"></div></div> | 11 | 148 | 128 |
| Total Votes Cast | 563 | 100.00% | <div><div style="width: 100.00%;"></div></div> | 23 | 310 | 230 |
| Overvotes | 0 | | | 0 | 0 | 0 |
| Undervotes | 11 | | | 3 | 6 | 2 |

WISD Prop A

Vote For 1

| | TOTAL | VOTE % | | Absentee | Early Voting | Election Day |
|------------------|-------|---------|------------------------------------------------|----------|--------------|--------------|
| FOR | 164 | 51.57% | <div><div style="width: 51.57%;"></div></div> | 8 | 90 | 66 |
| AGAINST | 154 | 48.43% | <div><div style="width: 48.43%;"></div></div> | 7 | 84 | 63 |
| Total Votes Cast | 318 | 100.00% | <div><div style="width: 100.00%;"></div></div> | 15 | 174 | 129 |
| Overvotes | 0 | | | 0 | 0 | 0 |
| Undervotes | 3 | | | 1 | 1 | 1 |




November 8, 2022

Smith County

Precinct 0046




WISD Prop B

Vote For 1

| | TOTAL | VOTE % | | Absentee | Early Voting | Election Day |
|------------------|-------|---------|-----------------------------------------------------------------------------------|----------|--------------|--------------|
| FOR | 125 | 39.43% |  | 7 | 65 | 53 |
| AGAINST | 192 | 60.57% |  | 8 | 108 | 76 |
| Total Votes Cast | 317 | 100.00% |  | 15 | 173 | 129 |
| Overvotes | 0 | | | 0 | 0 | 0 |
| Undervotes | 4 | | | 1 | 2 | 1 |

WISD Prop C

Vote For 1

| | TOTAL | VOTE % | | Absentee | Early Voting | Election Day |
|------------------|-------|---------|-----------------------------------------------------------------------------------|----------|--------------|--------------|
| FOR | 130 | 41.14% |  | 7 | 66 | 57 |
| AGAINST | 186 | 58.86% |  | 8 | 106 | 72 |
| Total Votes Cast | 316 | 100.00% |  | 15 | 172 | 129 |
| Overvotes | 0 | | | 0 | 0 | 0 |
| Undervotes | 5 | | | 1 | 3 | 1 |

November 8, 2022

Smith County

Precinct 0047

Statistics

| | TOTAL | Absentee | Early Voting | Election Day |
|---------------------------|--------|----------|--------------|--------------|
| Registered Voters - Total | 498 | | | |
| Ballots Cast - Total | 232 | 10 | 133 | 89 |
| Ballots Cast - Blank | 0 | 0 | 0 | 0 |
| Voter Turnout - Total | 46.59% | | | |

US Representative, Dist 1

Vote For 1

| | TOTAL | VOTE % | Absentee | Early Voting | Election Day |
|--------------------------|-------|---------|----------|--------------|--------------|
| REP Nathaniel Moran | 153 | 67.70% | 5 | 90 | 58 |
| DEM Jrmar (JJ) Jefferson | 73 | 32.30% | 5 | 39 | 29 |
| Total Votes Cast | 226 | 100.00% | 10 | 129 | 87 |
| Overvotes | 0 | | 0 | 0 | 0 |
| Undervotes | 6 | | 0 | 4 | 2 |

Governor

Vote For 1

| | TOTAL | VOTE % | Absentee | Early Voting | Election Day |
|--------------------------------|-------|---------|----------|--------------|--------------|
| REP Greg Abbott | 156 | 67.53% | 5 | 93 | 58 |
| DEM Beto O'Rourke | 72 | 31.17% | 5 | 39 | 28 |
| LIB Mark Tippetts | 3 | 1.30% | 0 | 1 | 2 |
| GRN Delilah Barrios | 0 | 0.00% | 0 | 0 | 0 |
| Write-In Totals | 0 | 0.00% | 0 | 0 | 0 |
| Write-In: Jacqueline Abernathy | 0 | 0.00% | 0 | 0 | 0 |
| Write-In: Mark V Goloby | 0 | 0.00% | 0 | 0 | 0 |
| Write-In: Uncertified | 0 | 0.00% | 0 | 0 | 0 |
| Not Assigned | 0 | 0.00% | 0 | 0 | 0 |
| Total Votes Cast | 231 | 100.00% | 10 | 133 | 88 |
| Overvotes | 0 | | 0 | 0 | 0 |
| Undervotes | 1 | | 0 | 0 | 1 |

Lieutenant Governor

Vote For 1

| | TOTAL | VOTE % | Absentee | Early Voting | Election Day |
|-------------------|-------|---------|----------|--------------|--------------|
| REP Dan Patrick | 151 | 65.94% | 5 | 90 | 56 |
| DEM Mike Collier | 73 | 31.88% | 5 | 42 | 26 |
| LIB Shanna Steele | 5 | 2.18% | 0 | 0 | 5 |
| Total Votes Cast | 229 | 100.00% | 10 | 132 | 87 |
| Overvotes | 0 | | 0 | 0 | 0 |
| Undervotes | 3 | | 0 | 1 | 2 |

November 8, 2022

Smith County

Precinct 0047**Attorney General**

Vote For 1

| | TOTAL | VOTE % | | Absentee | Early Voting | Election Day |
|-----------------------------|-------|---------|------------------------------------------------------------------------|----------|--------------|--------------|
| REP Ken Paxton | 151 | 65.94% | <div style="width: 65.94%;"><div style="width: 65.94%;"></div></div> | 5 | 90 | 56 |
| DEM Rochelle Mercedes Garza | 73 | 31.88% | <div style="width: 31.88%;"><div style="width: 31.88%;"></div></div> | 5 | 41 | 27 |
| LIB Mark Ash | 5 | 2.18% | <div style="width: 2.18%;"><div style="width: 2.18%;"></div></div> | 0 | 1 | 4 |
| Total Votes Cast | 229 | 100.00% | <div style="width: 100.00%;"><div style="width: 100.00%;"></div></div> | 10 | 132 | 87 |
| Overvotes | 0 | | | 0 | 0 | 0 |
| Undervotes | 3 | | | 0 | 1 | 2 |

Comptroller of Public Accounts

Vote For 1

| | TOTAL | VOTE % | | Absentee | Early Voting | Election Day |
|--------------------------------|-------|---------|------------------------------------------------------------------------|----------|--------------|--------------|
| REP Glenn Hegar | 152 | 66.96% | <div style="width: 66.96%;"><div style="width: 66.96%;"></div></div> | 5 | 90 | 57 |
| DEM Janet T. Dudding | 73 | 32.16% | <div style="width: 32.16%;"><div style="width: 32.16%;"></div></div> | 5 | 39 | 29 |
| LIB V. Alonzo Echevarria-Garza | 2 | 0.88% | <div style="width: 0.88%;"><div style="width: 0.88%;"></div></div> | 0 | 1 | 1 |
| Total Votes Cast | 227 | 100.00% | <div style="width: 100.00%;"><div style="width: 100.00%;"></div></div> | 10 | 130 | 87 |
| Overvotes | 0 | | | 0 | 0 | 0 |
| Undervotes | 5 | | | 0 | 3 | 2 |

Comm. General Land Office

Vote For 1

| | TOTAL | VOTE % | | Absentee | Early Voting | Election Day |
|--------------------------------|-------|---------|------------------------------------------------------------------------|----------|--------------|--------------|
| REP Dawn Buckingham | 154 | 67.25% | <div style="width: 67.25%;"><div style="width: 67.25%;"></div></div> | 5 | 89 | 60 |
| DEM Jay Kleberg | 74 | 32.31% | <div style="width: 32.31%;"><div style="width: 32.31%;"></div></div> | 5 | 42 | 27 |
| GRN Alfred Molison, Jr. | 1 | 0.44% | <div style="width: 0.44%;"><div style="width: 0.44%;"></div></div> | 0 | 1 | 0 |
| Write-In Totals | 0 | 0.00% | <div style="width: 0.00%;"><div style="width: 0.00%;"></div></div> | 0 | 0 | 0 |
| Write-In: Carrie Evelyn Menger | 0 | 0.00% | <div style="width: 0.00%;"><div style="width: 0.00%;"></div></div> | 0 | 0 | 0 |
| Write-In: Uncertified | 0 | 0.00% | <div style="width: 0.00%;"><div style="width: 0.00%;"></div></div> | 0 | 0 | 0 |
| Not Assigned | 0 | 0.00% | <div style="width: 0.00%;"><div style="width: 0.00%;"></div></div> | 0 | 0 | 0 |
| Total Votes Cast | 229 | 100.00% | <div style="width: 100.00%;"><div style="width: 100.00%;"></div></div> | 10 | 132 | 87 |
| Overvotes | 0 | | | 0 | 0 | 0 |
| Undervotes | 3 | | | 0 | 1 | 2 |

Commissioner of Agriculture

Vote For 1






| | TOTAL | VOTE % | | Absentee | Early Voting | Election Day |
|------------------|-------|---------|------------------------------------------------------------------------|----------|--------------|--------------|
| REP Sid Miller | 157 | 68.56% | <div style="width: 68.56%;"><div style="width: 68.56%;"></div></div> | 5 | 92 | 60 |
| DEM Susan Hays | 72 | 31.44% | <div style="width: 31.44%;"><div style="width: 31.44%;"></div></div> | 5 | 41 | 26 |
| Total Votes Cast | 229 | 100.00% | <div style="width: 100.00%;"><div style="width: 100.00%;"></div></div> | 10 | 133 | 86 |
| Overvotes | 0 | | | 0 | 0 | 0 |
| Undervotes | 3 | | | 0 | 0 | 3 |

November 8, 2022

Smith County





Precinct 0047**Railroad Commissioner**

Vote For 1

| | TOTAL | VOTE % | | Absentee | Early Voting | Election Day |
|-----------------------|-------|---------|-----------------------------------------------------------------------------------|----------|--------------|--------------|
| REP Wayne Christian | 155 | 67.69% |  | 5 | 94 | 56 |
| DEM Luke Warford | 69 | 30.13% |  | 5 | 37 | 27 |
| LIB Jaime Andres Diez | 2 | 0.87% |  | 0 | 1 | 1 |
| GRN Hunter Wayne Crow | 3 | 1.31% |  | 0 | 1 | 2 |
| Total Votes Cast | 229 | 100.00% |  | 10 | 133 | 86 |
| Overvotes | 0 | | | 0 | 0 | 0 |
| Undervotes | 3 | | | 0 | 0 | 3 |




Justice, Supreme Ct. PI. 3

Vote For 1

| | TOTAL | VOTE % | | Absentee | Early Voting | Election Day |
|--------------------------|-------|---------|-----------------------------------------------------------------------------------|----------|--------------|--------------|
| REP Debra Lehrmann | 157 | 68.56% |  | 5 | 95 | 57 |
| DEM Erin A. Nowell | 70 | 30.57% |  | 5 | 37 | 28 |
| LIB Thomas Edward Oxford | 2 | 0.87% |  | 0 | 1 | 1 |
| Total Votes Cast | 229 | 100.00% |  | 10 | 133 | 86 |
| Overvotes | 0 | | | 0 | 0 | 0 |
| Undervotes | 3 | | | 0 | 0 | 3 |




Justice, Supreme Ct. PI. 5

Vote For 1

| | TOTAL | VOTE % | | Absentee | Early Voting | Election Day |
|--------------------|-------|---------|-------------------------------------------------------------------------------------|----------|--------------|--------------|
| REP Rebeca Huddle | 156 | 68.12% |  | 5 | 93 | 58 |
| DEM Amanda Reichek | 73 | 31.88% |  | 5 | 40 | 28 |
| Total Votes Cast | 229 | 100.00% |  | 10 | 133 | 86 |
| Overvotes | 0 | | | 0 | 0 | 0 |
| Undervotes | 3 | | | 0 | 0 | 3 |

Justice, Supreme Ct. PI. 9

Vote For 1




| | TOTAL | VOTE % | | Absentee | Early Voting | Election Day |
|---------------------|-------|---------|-------------------------------------------------------------------------------------|----------|--------------|--------------|
| REP Evan Young | 157 | 68.56% |  | 5 | 95 | 57 |
| DEM Julia Maldonado | 72 | 31.44% |  | 5 | 38 | 29 |
| Total Votes Cast | 229 | 100.00% |  | 10 | 133 | 86 |
| Overvotes | 0 | | | 0 | 0 | 0 |
| Undervotes | 3 | | | 0 | 0 | 3 |

November 8, 2022

Smith County




Precinct 0047**Judge, Ct of Crim. Appeals, PI 5**

Vote For 1

| | TOTAL | VOTE % | | Absentee | Early Voting | Election Day |
|------------------|-------|---------|-----------------------------------------------------------------------------------|----------|--------------|--------------|
| REP Scott Walker | 156 | 68.12% |  | 5 | 94 | 57 |
| DEM Dana Huffman | 73 | 31.88% |  | 5 | 39 | 29 |
| Total Votes Cast | 229 | 100.00% |  | 10 | 133 | 86 |
| Overvotes | 0 | | | 0 | 0 | 0 |
| Undervotes | 3 | | | 0 | 0 | 3 |




Judge, Ct of Crim. Appeals, PI 6

Vote For 1

| | TOTAL | VOTE % | | Absentee | Early Voting | Election Day |
|---------------------------|-------|---------|-----------------------------------------------------------------------------------|----------|--------------|--------------|
| REP Jesse F. McClure, III | 157 | 68.56% |  | 5 | 94 | 58 |
| DEM Robert Johnson | 72 | 31.44% |  | 5 | 39 | 28 |
| Total Votes Cast | 229 | 100.00% |  | 10 | 133 | 86 |
| Overvotes | 0 | | | 0 | 0 | 0 |
| Undervotes | 3 | | | 0 | 0 | 3 |




Justice of the Peace, Pct. 4

Vote For 1

| | TOTAL | VOTE % | | Absentee | Early Voting | Election Day |
|-------------------|-------|---------|-------------------------------------------------------------------------------------|----------|--------------|--------------|
| REP Curtis Wulf | 156 | 67.83% |  | 5 | 95 | 56 |
| DEM Randy Hawkins | 74 | 32.17% |  | 4 | 38 | 32 |
| Total Votes Cast | 230 | 100.00% |  | 9 | 133 | 88 |
| Overvotes | 0 | | | 0 | 0 | 0 |
| Undervotes | 2 | | | 1 | 0 | 1 |




Smith Prop A

Vote For 1

| | TOTAL | VOTE % | | Absentee | Early Voting | Election Day |
|------------------|-------|---------|-------------------------------------------------------------------------------------|----------|--------------|--------------|
| FOR | 95 | 42.41% |  | 3 | 56 | 36 |
| AGAINST | 129 | 57.59% |  | 4 | 72 | 53 |
| Total Votes Cast | 224 | 100.00% |  | 7 | 128 | 89 |
| Overvotes | 0 | | | 0 | 0 | 0 |
| Undervotes | 8 | | | 3 | 5 | 0 |

WISD Prop A

Vote For 1

| | TOTAL | VOTE % | | Absentee | Early Voting | Election Day |
|------------------|-------|---------|-------------------------------------------------------------------------------------|----------|--------------|--------------|
| FOR | 103 | 47.03% |  | 3 | 57 | 43 |
| AGAINST | 116 | 52.97% |  | 5 | 67 | 44 |
| Total Votes Cast | 219 | 100.00% |  | 8 | 124 | 87 |
| Overvotes | 0 | | | 0 | 0 | 0 |
| Undervotes | 7 | | | 2 | 4 | 1 |

November 8, 2022

Smith County

Precinct 0047

WISD Prop B

Vote For 1

| | TOTAL | VOTE % | | Absentee | Early Voting | Election Day |
|------------------|-------|---------|--|----------|--------------|--------------|
| FOR | 84 | 38.53% | | 3 | 43 | 38 |
| AGAINST | 134 | 61.47% | | 5 | 82 | 47 |
| Total Votes Cast | 218 | 100.00% | | 8 | 125 | 85 |
| Overvotes | 0 | | | 0 | 0 | 0 |
| Undervotes | 8 | | | 2 | 3 | 3 |

WISD Prop C

Vote For 1

| | TOTAL | VOTE % | | Absentee | Early Voting | Election Day |
|------------------|-------|---------|--|----------|--------------|--------------|
| FOR | 83 | 38.25% | | 2 | 42 | 39 |
| AGAINST | 134 | 61.75% | | 6 | 82 | 46 |
| Total Votes Cast | 217 | 100.00% | | 8 | 124 | 85 |
| Overvotes | 0 | | | 0 | 0 | 0 |
| Undervotes | 9 | | | 2 | 4 | 3 |

November 8, 2022

Smith County

Precinct 0048

Statistics

| | TOTAL | Absentee | Early Voting | Election Day |
|---------------------------|--------|----------|--------------|--------------|
| Registered Voters - Total | 1,150 | | | |
| Ballots Cast - Total | 344 | 14 | 187 | 143 |
| Ballots Cast - Blank | 0 | 0 | 0 | 0 |
| Voter Turnout - Total | 29.91% | | | |

US Representative, Dist 1

Vote For 1

| | TOTAL | VOTE % | Absentee | Early Voting | Election Day |
|--------------------------|-------|---------|----------|--------------|--------------|
| REP Nathaniel Moran | 196 | 58.51% | 4 | 114 | 78 |
| DEM Jrmar (JJ) Jefferson | 139 | 41.49% | 9 | 70 | 60 |
| Total Votes Cast | 335 | 100.00% | 13 | 184 | 138 |
| Overvotes | 0 | | 0 | 0 | 0 |
| Undervotes | 9 | | 1 | 3 | 5 |

Governor

Vote For 1

| | TOTAL | VOTE % | Absentee | Early Voting | Election Day |
|--------------------------------|-------|---------|----------|--------------|--------------|
| REP Greg Abbott | 204 | 59.65% | 6 | 114 | 84 |
| DEM Beto O'Rourke | 133 | 38.89% | 8 | 69 | 56 |
| LIB Mark Tippetts | 2 | 0.58% | 0 | 0 | 2 |
| GRN Delilah Barrios | 3 | 0.88% | 0 | 2 | 1 |
| Write-In Totals | 0 | 0.00% | 0 | 0 | 0 |
| Write-In: Jacqueline Abernathy | 0 | 0.00% | 0 | 0 | 0 |
| Write-In: Mark V Goloby | 0 | 0.00% | 0 | 0 | 0 |
| Write-In: Uncertified | 0 | 0.00% | 0 | 0 | 0 |
| Not Assigned | 0 | 0.00% | 0 | 0 | 0 |
| Total Votes Cast | 342 | 100.00% | 14 | 185 | 143 |
| Overvotes | 0 | | 0 | 0 | 0 |
| Undervotes | 2 | | 0 | 2 | 0 |

Lieutenant Governor

Vote For 1

| | TOTAL | VOTE % | Absentee | Early Voting | Election Day |
|-------------------|-------|---------|----------|--------------|--------------|
| REP Dan Patrick | 192 | 57.14% | 4 | 112 | 76 |
| DEM Mike Collier | 133 | 39.58% | 10 | 70 | 53 |
| LIB Shanna Steele | 11 | 3.27% | 0 | 2 | 9 |
| Total Votes Cast | 336 | 100.00% | 14 | 184 | 138 |
| Overvotes | 0 | | 0 | 0 | 0 |
| Undervotes | 8 | | 0 | 3 | 5 |

November 8, 2022

Smith County

Precinct 0048**Attorney General**

Vote For 1

| | TOTAL | VOTE % | | Absentee | Early Voting | Election Day |
|-----------------------------|-------|---------|------------------------------------------------------------------------|----------|--------------|--------------|
| REP Ken Paxton | 196 | 57.99% | <div style="width: 57.99%;"><div style="width: 57.99%;"></div></div> | 4 | 113 | 79 |
| DEM Rochelle Mercedes Garza | 137 | 40.53% | <div style="width: 40.53%;"><div style="width: 40.53%;"></div></div> | 10 | 71 | 56 |
| LIB Mark Ash | 5 | 1.48% | <div style="width: 1.48%;"><div style="width: 1.48%;"></div></div> | 0 | 2 | 3 |
| Total Votes Cast | 338 | 100.00% | <div style="width: 100.00%;"><div style="width: 100.00%;"></div></div> | 14 | 186 | 138 |
| Overvotes | 0 | | | 0 | 0 | 0 |
| Undervotes | 6 | | | 0 | 1 | 5 |

Comptroller of Public Accounts

Vote For 1

| | TOTAL | VOTE % | | Absentee | Early Voting | Election Day |
|--------------------------------|-------|---------|------------------------------------------------------------------------|----------|--------------|--------------|
| REP Glenn Hegar | 195 | 58.56% | <div style="width: 58.56%;"><div style="width: 58.56%;"></div></div> | 4 | 112 | 79 |
| DEM Janet T. Dudding | 127 | 38.14% | <div style="width: 38.14%;"><div style="width: 38.14%;"></div></div> | 9 | 70 | 48 |
| LIB V. Alonzo Echevarria-Garza | 11 | 3.30% | <div style="width: 3.30%;"><div style="width: 3.30%;"></div></div> | 0 | 2 | 9 |
| Total Votes Cast | 333 | 100.00% | <div style="width: 100.00%;"><div style="width: 100.00%;"></div></div> | 13 | 184 | 136 |
| Overvotes | 0 | | | 0 | 0 | 0 |
| Undervotes | 11 | | | 1 | 3 | 7 |

Comm. General Land Office

Vote For 1

| | TOTAL | VOTE % | | Absentee | Early Voting | Election Day |
|--------------------------------|-------|---------|------------------------------------------------------------------------|----------|--------------|--------------|
| REP Dawn Buckingham | 194 | 57.91% | <div style="width: 57.91%;"><div style="width: 57.91%;"></div></div> | 4 | 111 | 79 |
| DEM Jay Kleberg | 136 | 40.60% | <div style="width: 40.60%;"><div style="width: 40.60%;"></div></div> | 10 | 71 | 55 |
| GRN Alfred Molison, Jr. | 5 | 1.49% | <div style="width: 1.49%;"><div style="width: 1.49%;"></div></div> | 0 | 2 | 3 |
| Write-In Totals | 0 | 0.00% | <div style="width: 0.00%;"><div style="width: 0.00%;"></div></div> | 0 | 0 | 0 |
| Write-In: Carrie Evelyn Menger | 0 | 0.00% | <div style="width: 0.00%;"><div style="width: 0.00%;"></div></div> | 0 | 0 | 0 |
| Write-In: Uncertified | 0 | 0.00% | <div style="width: 0.00%;"><div style="width: 0.00%;"></div></div> | 0 | 0 | 0 |
| Not Assigned | 0 | 0.00% | <div style="width: 0.00%;"><div style="width: 0.00%;"></div></div> | 0 | 0 | 0 |
| Total Votes Cast | 335 | 100.00% | <div style="width: 100.00%;"><div style="width: 100.00%;"></div></div> | 14 | 184 | 137 |
| Overvotes | 0 | | | 0 | 0 | 0 |
| Undervotes | 9 | | | 0 | 3 | 6 |

Commissioner of Agriculture

Vote For 1






| | TOTAL | VOTE % | | Absentee | Early Voting | Election Day |
|------------------|-------|---------|------------------------------------------------------------------------|----------|--------------|--------------|
| REP Sid Miller | 197 | 58.81% | <div style="width: 58.81%;"><div style="width: 58.81%;"></div></div> | 4 | 115 | 78 |
| DEM Susan Hays | 138 | 41.19% | <div style="width: 41.19%;"><div style="width: 41.19%;"></div></div> | 10 | 68 | 60 |
| Total Votes Cast | 335 | 100.00% | <div style="width: 100.00%;"><div style="width: 100.00%;"></div></div> | 14 | 183 | 138 |
| Overvotes | 0 | | | 0 | 0 | 0 |
| Undervotes | 9 | | | 0 | 4 | 5 |

November 8, 2022

Smith County





Precinct 0048**Railroad Commissioner**

Vote For 1

| | TOTAL | VOTE % | | Absentee | Early Voting | Election Day |
|-----------------------|-------|---------|-----------------------------------------------------------------------------------|----------|--------------|--------------|
| REP Wayne Christian | 189 | 56.76% |  | 4 | 107 | 78 |
| DEM Luke Warford | 127 | 38.14% |  | 10 | 69 | 48 |
| LIB Jaime Andres Diez | 14 | 4.20% |  | 0 | 4 | 10 |
| GRN Hunter Wayne Crow | 3 | 0.90% |  | 0 | 1 | 2 |
| Total Votes Cast | 333 | 100.00% |  | 14 | 181 | 138 |
| Overvotes | 0 | | | 0 | 0 | 0 |
| Undervotes | 11 | | | 0 | 6 | 5 |




Justice, Supreme Ct. PI. 3

Vote For 1

| | TOTAL | VOTE % | | Absentee | Early Voting | Election Day |
|--------------------------|-------|---------|-----------------------------------------------------------------------------------|----------|--------------|--------------|
| REP Debra Lehrmann | 195 | 58.56% |  | 4 | 113 | 78 |
| DEM Erin A. Nowell | 132 | 39.64% |  | 10 | 68 | 54 |
| LIB Thomas Edward Oxford | 6 | 1.80% |  | 0 | 1 | 5 |
| Total Votes Cast | 333 | 100.00% |  | 14 | 182 | 137 |
| Overvotes | 0 | | | 0 | 0 | 0 |
| Undervotes | 11 | | | 0 | 5 | 6 |




Justice, Supreme Ct. PI. 5

Vote For 1

| | TOTAL | VOTE % | | Absentee | Early Voting | Election Day |
|--------------------|-------|---------|-------------------------------------------------------------------------------------|----------|--------------|--------------|
| REP Rebeca Huddle | 194 | 58.61% |  | 4 | 110 | 80 |
| DEM Amanda Reichek | 137 | 41.39% |  | 10 | 72 | 55 |
| Total Votes Cast | 331 | 100.00% |  | 14 | 182 | 135 |
| Overvotes | 0 | | | 0 | 0 | 0 |
| Undervotes | 13 | | | 0 | 5 | 8 |

Justice, Supreme Ct. PI. 9

Vote For 1

| | TOTAL | VOTE % | | Absentee | Early Voting | Election Day |
|---------------------|-------|---------|-------------------------------------------------------------------------------------|----------|--------------|--------------|
| REP Evan Young | 192 | 58.01% |  | 4 | 109 | 79 |
| DEM Julia Maldonado | 139 | 41.99% |  | 10 | 72 | 57 |
| Total Votes Cast | 331 | 100.00% |  | 14 | 181 | 136 |
| Overvotes | 0 | | | 0 | 0 | 0 |
| Undervotes | 13 | | | 0 | 6 | 7 |

November 8, 2022

Smith County

Precinct 0048**Judge, Ct of Crim. Appeals, PI 5**

Vote For 1

| | TOTAL | VOTE % | | Absentee | Early Voting | Election Day |
|------------------|-------|---------|------------------------------------------------------------------------|----------|--------------|--------------|
| REP Scott Walker | 188 | 57.14% | <div style="width: 57.14%;"><div style="width: 57.14%;"></div></div> | 4 | 107 | 77 |
| DEM Dana Huffman | 141 | 42.86% | <div style="width: 42.86%;"><div style="width: 42.86%;"></div></div> | 10 | 73 | 58 |
| Total Votes Cast | 329 | 100.00% | <div style="width: 100.00%;"><div style="width: 100.00%;"></div></div> | 14 | 180 | 135 |
| Overvotes | 0 | | | 0 | 0 | 0 |
| Undervotes | 15 | | | 0 | 7 | 8 |

Judge, Ct of Crim. Appeals, PI 6

Vote For 1

| | TOTAL | VOTE % | | Absentee | Early Voting | Election Day |
|---------------------------|-------|---------|------------------------------------------------------------------------|----------|--------------|--------------|
| REP Jesse F. McClure, III | 191 | 58.41% | <div style="width: 58.41%;"><div style="width: 58.41%;"></div></div> | 4 | 109 | 78 |
| DEM Robert Johnson | 136 | 41.59% | <div style="width: 41.59%;"><div style="width: 41.59%;"></div></div> | 10 | 70 | 56 |
| Total Votes Cast | 327 | 100.00% | <div style="width: 100.00%;"><div style="width: 100.00%;"></div></div> | 14 | 179 | 134 |
| Overvotes | 0 | | | 0 | 0 | 0 |
| Undervotes | 17 | | | 0 | 8 | 9 |

State Representative, District 6

Vote For 1

| | TOTAL | VOTE % | | Absentee | Early Voting | Election Day |
|-------------------|-------|---------|------------------------------------------------------------------------|----------|--------------|--------------|
| REP Matt Schaefer | 197 | 59.34% | <div style="width: 59.34%;"><div style="width: 59.34%;"></div></div> | 5 | 112 | 80 |
| DEM Cody J. Grace | 135 | 40.66% | <div style="width: 40.66%;"><div style="width: 40.66%;"></div></div> | 9 | 70 | 56 |
| Total Votes Cast | 332 | 100.00% | <div style="width: 100.00%;"><div style="width: 100.00%;"></div></div> | 14 | 182 | 136 |
| Overvotes | 0 | | | 0 | 0 | 0 |
| Undervotes | 12 | | | 0 | 5 | 7 |

Smith Prop A

Vote For 1

| | TOTAL | VOTE % | | Absentee | Early Voting | Election Day |
|------------------|-------|---------|------------------------------------------------------------------------|----------|--------------|--------------|
| FOR | 141 | 41.47% | <div style="width: 41.47%;"><div style="width: 41.47%;"></div></div> | 9 | 81 | 51 |
| AGAINST | 199 | 58.53% | <div style="width: 58.53%;"><div style="width: 58.53%;"></div></div> | 5 | 103 | 91 |
| Total Votes Cast | 340 | 100.00% | <div style="width: 100.00%;"><div style="width: 100.00%;"></div></div> | 14 | 184 | 142 |
| Overvotes | 0 | | | 0 | 0 | 0 |
| Undervotes | 4 | | | 0 | 3 | 1 |

November 8, 2022

Smith County

Precinct 0049**Statistics**

| | TOTAL | Absentee | Early Voting | Election Day |
|---------------------------|--------|----------|--------------|--------------|
| Registered Voters - Total | 1,490 | | | |
| Ballots Cast - Total | 803 | 13 | 550 | 240 |
| Ballots Cast - Blank | 0 | 0 | 0 | 0 |
| Voter Turnout - Total | 53.89% | | | |

US Representative, Dist 1

Vote For 1

| | TOTAL | VOTE % | Absentee | Early Voting | Election Day |
|--------------------------|-------|---------|----------|--------------|--------------|
| REP Nathaniel Moran | 721 | 90.46% | 11 | 513 | 197 |
| DEM Jrmar (JJ) Jefferson | 76 | 9.54% | 1 | 34 | 41 |
| Total Votes Cast | 797 | 100.00% | 12 | 547 | 238 |
| Overvotes | 0 | | 0 | 0 | 0 |
| Undervotes | 6 | | 1 | 3 | 2 |

Governor

Vote For 1

| | TOTAL | VOTE % | Absentee | Early Voting | Election Day |
|--------------------------------|-------|---------|----------|--------------|--------------|
| REP Greg Abbott | 711 | 88.76% | 10 | 506 | 195 |
| DEM Beto O'Rourke | 86 | 10.74% | 2 | 40 | 44 |
| LIB Mark Tippetts | 4 | 0.50% | 0 | 3 | 1 |
| GRN Delilah Barrios | 0 | 0.00% | 0 | 0 | 0 |
| Write-In Totals | 0 | 0.00% | 0 | 0 | 0 |
| Write-In: Jacqueline Abernathy | 0 | 0.00% | 0 | 0 | 0 |
| Write-In: Mark V Goloby | 0 | 0.00% | 0 | 0 | 0 |
| Write-In: Uncertified | 0 | 0.00% | 0 | 0 | 0 |
| Not Assigned | 0 | 0.00% | 0 | 0 | 0 |
| Total Votes Cast | 801 | 100.00% | 12 | 549 | 240 |
| Overvotes | 1 | | 1 | 0 | 0 |
| Undervotes | 1 | | 0 | 1 | 0 |

Lieutenant Governor

Vote For 1

| | TOTAL | VOTE % | Absentee | Early Voting | Election Day |
|-------------------|-------|---------|----------|--------------|--------------|
| REP Dan Patrick | 702 | 87.75% | 11 | 496 | 195 |
| DEM Mike Collier | 83 | 10.38% | 2 | 44 | 37 |
| LIB Shanna Steele | 15 | 1.88% | 0 | 8 | 7 |
| Total Votes Cast | 800 | 100.00% | 13 | 548 | 239 |
| Overvotes | 0 | | 0 | 0 | 0 |
| Undervotes | 3 | | 0 | 2 | 1 |

November 8, 2022

Smith County

Precinct 0049**Attorney General**

Vote For 1

| | TOTAL | VOTE % | | Absentee | Early Voting | Election Day |
|-----------------------------|-------|---------|------------------------------------------------------------------------|----------|--------------|--------------|
| REP Ken Paxton | 699 | 87.48% | <div style="width: 87.48%;"><div style="width: 87.48%;"></div></div> | 11 | 497 | 191 |
| DEM Rochelle Mercedes Garza | 82 | 10.26% | <div style="width: 10.26%;"><div style="width: 10.26%;"></div></div> | 1 | 41 | 40 |
| LIB Mark Ash | 18 | 2.25% | <div style="width: 2.25%;"><div style="width: 2.25%;"></div></div> | 1 | 8 | 9 |
| Total Votes Cast | 799 | 100.00% | <div style="width: 100.00%;"><div style="width: 100.00%;"></div></div> | 13 | 546 | 240 |
| Overvotes | 0 | | | 0 | 0 | 0 |
| Undervotes | 4 | | | 0 | 4 | 0 |

Comptroller of Public Accounts

Vote For 1

| | TOTAL | VOTE % | | Absentee | Early Voting | Election Day |
|--------------------------------|-------|---------|------------------------------------------------------------------------|----------|--------------|--------------|
| REP Glenn Hegar | 712 | 89.34% | <div style="width: 89.34%;"><div style="width: 89.34%;"></div></div> | 11 | 505 | 196 |
| DEM Janet T. Dudding | 74 | 9.28% | <div style="width: 9.28%;"><div style="width: 9.28%;"></div></div> | 1 | 36 | 37 |
| LIB V. Alonzo Echevarria-Garza | 11 | 1.38% | <div style="width: 1.38%;"><div style="width: 1.38%;"></div></div> | 1 | 6 | 4 |
| Total Votes Cast | 797 | 100.00% | <div style="width: 100.00%;"><div style="width: 100.00%;"></div></div> | 13 | 547 | 237 |
| Overvotes | 0 | | | 0 | 0 | 0 |
| Undervotes | 6 | | | 0 | 3 | 3 |

Comm. General Land Office

Vote For 1

| | TOTAL | VOTE % | | Absentee | Early Voting | Election Day |
|--------------------------------|-------|---------|------------------------------------------------------------------------|----------|--------------|--------------|
| REP Dawn Buckingham | 705 | 88.57% | <div style="width: 88.57%;"><div style="width: 88.57%;"></div></div> | 11 | 498 | 196 |
| DEM Jay Kleberg | 81 | 10.18% | <div style="width: 10.18%;"><div style="width: 10.18%;"></div></div> | 1 | 42 | 38 |
| GRN Alfred Molison, Jr. | 9 | 1.13% | <div style="width: 1.13%;"><div style="width: 1.13%;"></div></div> | 1 | 5 | 3 |
| Write-In Totals | 1 | 0.13% | <div style="width: 0.13%;"><div style="width: 0.13%;"></div></div> | 0 | 1 | 0 |
| Write-In: Uncertified | 1 | 0.13% | <div style="width: 0.13%;"><div style="width: 0.13%;"></div></div> | 0 | 1 | 0 |
| Write-In: Carrie Evelyn Menger | 0 | 0.00% | <div style="width: 0.00%;"><div style="width: 0.00%;"></div></div> | 0 | 0 | 0 |
| Not Assigned | 0 | 0.00% | <div style="width: 0.00%;"><div style="width: 0.00%;"></div></div> | 0 | 0 | 0 |
| Total Votes Cast | 796 | 100.00% | <div style="width: 100.00%;"><div style="width: 100.00%;"></div></div> | 13 | 546 | 237 |
| Overvotes | 0 | | | 0 | 0 | 0 |
| Undervotes | 7 | | | 0 | 4 | 3 |

Commissioner of Agriculture

Vote For 1






| | TOTAL | VOTE % | | Absentee | Early Voting | Election Day |
|------------------|-------|---------|------------------------------------------------------------------------|----------|--------------|--------------|
| REP Sid Miller | 716 | 90.52% | <div style="width: 90.52%;"><div style="width: 90.52%;"></div></div> | 11 | 509 | 196 |
| DEM Susan Hays | 75 | 9.48% | <div style="width: 9.48%;"><div style="width: 9.48%;"></div></div> | 0 | 37 | 38 |
| Total Votes Cast | 791 | 100.00% | <div style="width: 100.00%;"><div style="width: 100.00%;"></div></div> | 11 | 546 | 234 |
| Overvotes | 0 | | | 0 | 0 | 0 |
| Undervotes | 12 | | | 2 | 4 | 6 |

November 8, 2022

Smith County





Precinct 0049**Railroad Commissioner**

Vote For 1

| | TOTAL | VOTE % | | Absentee | Early Voting | Election Day |
|-----------------------|-------|---------|-----------------------------------------------------------------------------------|----------|--------------|--------------|
| REP Wayne Christian | 704 | 88.44% |  | 11 | 499 | 194 |
| DEM Luke Warford | 71 | 8.92% |  | 1 | 36 | 34 |
| LIB Jaime Andres Diez | 18 | 2.26% |  | 0 | 9 | 9 |
| GRN Hunter Wayne Crow | 3 | 0.38% |  | 0 | 3 | 0 |
| Total Votes Cast | 796 | 100.00% |  | 12 | 547 | 237 |
| Overvotes | 0 | | | 0 | 0 | 0 |
| Undervotes | 7 | | | 1 | 3 | 3 |




Justice, Supreme Ct. PI. 3

Vote For 1

| | TOTAL | VOTE % | | Absentee | Early Voting | Election Day |
|--------------------------|-------|---------|-----------------------------------------------------------------------------------|----------|--------------|--------------|
| REP Debra Lehrmann | 709 | 88.74% |  | 11 | 504 | 194 |
| DEM Erin A. Nowell | 77 | 9.64% |  | 2 | 37 | 38 |
| LIB Thomas Edward Oxford | 13 | 1.63% |  | 0 | 8 | 5 |
| Total Votes Cast | 799 | 100.00% |  | 13 | 549 | 237 |
| Overvotes | 0 | | | 0 | 0 | 0 |
| Undervotes | 4 | | | 0 | 1 | 3 |




Justice, Supreme Ct. PI. 5

Vote For 1

| | TOTAL | VOTE % | | Absentee | Early Voting | Election Day |
|--------------------|-------|---------|-------------------------------------------------------------------------------------|----------|--------------|--------------|
| REP Rebeca Huddle | 715 | 89.60% |  | 11 | 509 | 195 |
| DEM Amanda Reichel | 83 | 10.40% |  | 2 | 40 | 41 |
| Total Votes Cast | 798 | 100.00% |  | 13 | 549 | 236 |
| Overvotes | 0 | | | 0 | 0 | 0 |
| Undervotes | 5 | | | 0 | 1 | 4 |

Justice, Supreme Ct. PI. 9

Vote For 1

| | TOTAL | VOTE % | | Absentee | Early Voting | Election Day |
|---------------------|-------|---------|-------------------------------------------------------------------------------------|----------|--------------|--------------|
| REP Evan Young | 711 | 89.43% |  | 11 | 506 | 194 |
| DEM Julia Maldonado | 84 | 10.57% |  | 2 | 41 | 41 |
| Total Votes Cast | 795 | 100.00% |  | 13 | 547 | 235 |
| Overvotes | 0 | | | 0 | 0 | 0 |
| Undervotes | 8 | | | 0 | 3 | 5 |

November 8, 2022

Smith County

Precinct 0049

Judge, Ct of Crim. Appeals, PI 5

Vote For 1

| | TOTAL | VOTE % | | Absentee | Early Voting | Election Day |
|------------------|-------|---------|--|----------|--------------|--------------|
| REP Scott Walker | 711 | 89.55% | | 11 | 505 | 195 |
| DEM Dana Huffman | 83 | 10.45% | | 1 | 42 | 40 |
| Total Votes Cast | 794 | 100.00% | | 12 | 547 | 235 |
| Overvotes | 0 | | | 0 | 0 | 0 |
| Undervotes | 9 | | | 1 | 3 | 5 |

Judge, Ct of Crim. Appeals, PI 6

Vote For 1

| | TOTAL | VOTE % | | Absentee | Early Voting | Election Day |
|---------------------------|-------|---------|--|----------|--------------|--------------|
| REP Jesse F. McClure, III | 709 | 89.29% | | 11 | 505 | 193 |
| DEM Robert Johnson | 85 | 10.71% | | 1 | 42 | 42 |
| Total Votes Cast | 794 | 100.00% | | 12 | 547 | 235 |
| Overvotes | 0 | | | 0 | 0 | 0 |
| Undervotes | 9 | | | 1 | 3 | 5 |

Smith Prop A

Vote For 1

| | TOTAL | VOTE % | | Absentee | Early Voting | Election Day |
|------------------|-------|---------|--|----------|--------------|--------------|
| FOR | 390 | 49.43% | | 4 | 269 | 117 |
| AGAINST | 399 | 50.57% | | 5 | 274 | 120 |
| Total Votes Cast | 789 | 100.00% | | 9 | 543 | 237 |
| Overvotes | 0 | | | 0 | 0 | 0 |
| Undervotes | 14 | | | 4 | 7 | 3 |

November 8, 2022




Smith County

Precinct 0050**Statistics**

| | TOTAL | Absentee | Early Voting | Election Day |
|---------------------------|--------|----------|--------------|--------------|
| Registered Voters - Total | 2,376 | | | |
| Ballots Cast - Total | 1,379 | 59 | 881 | 439 |
| Ballots Cast - Blank | 0 | 0 | 0 | 0 |
| Voter Turnout - Total | 58.04% | | | |











US Representative, Dist 1

Vote For 1

| | TOTAL | VOTE % | | Absentee | Early Voting | Election Day |
|-------------------------|-------|---------|-----------------------------------------------------------------------------------|----------|--------------|--------------|
| REP Nathaniel Moran | 1,085 | 79.72% |  | 38 | 693 | 354 |
| DEM Jrmr (JJ) Jefferson | 276 | 20.28% |  | 19 | 179 | 78 |
| Total Votes Cast | 1,361 | 100.00% |  | 57 | 872 | 432 |
| Overvotes | 0 | | | 0 | 0 | 0 |
| Undervotes | 18 | | | 2 | 9 | 7 |





Governor

Vote For 1

| | TOTAL | VOTE % | | Absentee | Early Voting | Election Day |
|--------------------------------|-------|---------|-------------------------------------------------------------------------------------|----------|--------------|--------------|
| REP Greg Abbott | 1,041 | 76.04% |  | 36 | 669 | 336 |
| DEM Beto O'Rourke | 312 | 22.79% |  | 20 | 200 | 92 |
| LIB Mark Tippetts | 9 | 0.66% |  | 1 | 4 | 4 |
| GRN Delilah Barrios | 4 | 0.29% |  | 0 | 2 | 2 |
| Write-In Totals | 3 | 0.22% |  | 0 | 2 | 1 |
| Write-In: Uncertified | 3 | 0.22% |  | 0 | 2 | 1 |
| Write-In: Jacqueline Abernathy | 0 | 0.00% |  | 0 | 0 | 0 |
| Write-In: Mark V Goloby | 0 | 0.00% |  | 0 | 0 | 0 |
| Not Assigned | 0 | 0.00% |  | 0 | 0 | 0 |
| Total Votes Cast | 1,369 | 100.00% |  | 57 | 877 | 435 |
| Overvotes | 0 | | | 0 | 0 | 0 |
| Undervotes | 10 | | | 2 | 4 | 4 |

Lieutenant Governor

Vote For 1

| | TOTAL | VOTE % | | Absentee | Early Voting | Election Day |
|-------------------|-------|---------|-------------------------------------------------------------------------------------|----------|--------------|--------------|
| REP Dan Patrick | 1,024 | 74.91% |  | 34 | 660 | 330 |
| DEM Mike Collier | 307 | 22.46% |  | 22 | 196 | 89 |
| LIB Shanna Steele | 36 | 2.63% |  | 0 | 19 | 17 |
| Total Votes Cast | 1,367 | 100.00% |  | 56 | 875 | 436 |
| Overvotes | 0 | | | 0 | 0 | 0 |
| Undervotes | 12 | | | 3 | 6 | 3 |

November 8, 2022

Smith County

Precinct 0050**Attorney General**

Vote For 1

| | TOTAL | VOTE % | | Absentee | Early Voting | Election Day |
|-----------------------------|-------|---------|--|----------|--------------|--------------|
| REP Ken Paxton | 1,008 | 74.06% | | 35 | 651 | 322 |
| DEM Rochelle Mercedes Garza | 313 | 23.00% | | 20 | 201 | 92 |
| LIB Mark Ash | 40 | 2.94% | | 1 | 21 | 18 |
| Total Votes Cast | 1,361 | 100.00% | | 56 | 873 | 432 |
| Overvotes | 0 | | | 0 | 0 | 0 |
| Undervotes | 18 | | | 3 | 8 | 7 |

Comptroller of Public Accounts

Vote For 1

| | TOTAL | VOTE % | | Absentee | Early Voting | Election Day |
|--------------------------------|-------|---------|--|----------|--------------|--------------|
| REP Glenn Hegar | 1,064 | 78.35% | | 38 | 683 | 343 |
| DEM Janet T. Dudding | 275 | 20.25% | | 18 | 181 | 76 |
| LIB V. Alonzo Echevarria-Garza | 19 | 1.40% | | 0 | 9 | 10 |
| Total Votes Cast | 1,358 | 100.00% | | 56 | 873 | 429 |
| Overvotes | 0 | | | 0 | 0 | 0 |
| Undervotes | 21 | | | 3 | 8 | 10 |

Comm. General Land Office

Vote For 1

| | TOTAL | VOTE % | | Absentee | Early Voting | Election Day |
|--------------------------------|-------|---------|--|----------|--------------|--------------|
| REP Dawn Buckingham | 1,034 | 76.09% | | 35 | 660 | 339 |
| DEM Jay Kleberg | 310 | 22.81% | | 21 | 205 | 84 |
| GRN Alfred Molison, Jr. | 13 | 0.96% | | 0 | 8 | 5 |
| Write-In Totals | 2 | 0.15% | | 0 | 1 | 1 |
| Write-In: Carrie Evelyn Menger | 1 | 0.07% | | 0 | 0 | 1 |
| Write-In: Uncertified | 1 | 0.07% | | 0 | 1 | 0 |
| Not Assigned | 0 | 0.00% | | 0 | 0 | 0 |
| Total Votes Cast | 1,359 | 100.00% | | 56 | 874 | 429 |
| Overvotes | 1 | | | 1 | 0 | 0 |
| Undervotes | 19 | | | 2 | 7 | 10 |

Commissioner of Agriculture

Vote For 1

| | TOTAL | VOTE % | | Absentee | Early Voting | Election Day |
|------------------|-------|---------|--|----------|--------------|--------------|
| REP Sid Miller | 1,037 | 76.99% | | 36 | 676 | 325 |
| DEM Susan Hays | 310 | 23.01% | | 21 | 194 | 95 |
| Total Votes Cast | 1,347 | 100.00% | | 57 | 870 | 420 |
| Overvotes | 0 | | | 0 | 0 | 0 |
| Undervotes | 32 | | | 2 | 11 | 19 |

November 8, 2022

Smith County

Precinct 0050**Railroad Commissioner**

Vote For 1

| | TOTAL | VOTE % | | Absentee | Early Voting | Election Day |
|-----------------------|-------|---------|--|----------|--------------|--------------|
| REP Wayne Christian | 1,033 | 76.63% | | 38 | 670 | 325 |
| DEM Luke Warford | 280 | 20.77% | | 17 | 186 | 77 |
| LIB Jaime Andres Diez | 26 | 1.93% | | 1 | 12 | 13 |
| GRN Hunter Wayne Crow | 9 | 0.67% | | 0 | 2 | 7 |
| Total Votes Cast | 1,348 | 100.00% | | 56 | 870 | 422 |
| Overvotes | 0 | | | 0 | 0 | 0 |
| Undervotes | 31 | | | 3 | 11 | 17 |

Justice, Supreme Ct. PI. 3

Vote For 1

| | TOTAL | VOTE % | | Absentee | Early Voting | Election Day |
|--------------------------|-------|---------|--|----------|--------------|--------------|
| REP Debra Lehrmann | 1,036 | 76.51% | | 36 | 672 | 328 |
| DEM Erin A. Nowell | 294 | 21.71% | | 20 | 190 | 84 |
| LIB Thomas Edward Oxford | 24 | 1.77% | | 0 | 12 | 12 |
| Total Votes Cast | 1,354 | 100.00% | | 56 | 874 | 424 |
| Overvotes | 0 | | | 0 | 0 | 0 |
| Undervotes | 25 | | | 3 | 7 | 15 |

Justice, Supreme Ct. PI. 5

Vote For 1

| | TOTAL | VOTE % | | Absentee | Early Voting | Election Day |
|--------------------|-------|---------|--|----------|--------------|--------------|
| REP Rebeca Huddle | 1,048 | 77.92% | | 35 | 677 | 336 |
| DEM Amanda Reichel | 297 | 22.08% | | 20 | 193 | 84 |
| Total Votes Cast | 1,345 | 100.00% | | 55 | 870 | 420 |
| Overvotes | 0 | | | 0 | 0 | 0 |
| Undervotes | 34 | | | 4 | 11 | 19 |

Justice, Supreme Ct. PI. 9

Vote For 1




| | TOTAL | VOTE % | | Absentee | Early Voting | Election Day |
|---------------------|-------|---------|--|----------|--------------|--------------|
| REP Evan Young | 1,039 | 77.42% | | 38 | 673 | 328 |
| DEM Julia Maldonado | 303 | 22.58% | | 18 | 196 | 89 |
| Total Votes Cast | 1,342 | 100.00% | | 56 | 869 | 417 |
| Overvotes | 0 | | | 0 | 0 | 0 |
| Undervotes | 37 | | | 3 | 12 | 22 |

November 8, 2022

Smith County




Precinct 0050**Judge, Ct of Crim. Appeals, PI 5**

Vote For 1

| | TOTAL | VOTE % | | Absentee | Early Voting | Election Day |
|------------------|-------|---------|-----------------------------------------------------------------------------------|----------|--------------|--------------|
| REP Scott Walker | 1,040 | 77.27% |  | 36 | 674 | 330 |
| DEM Dana Huffman | 306 | 22.73% |  | 19 | 198 | 89 |
| Total Votes Cast | 1,346 | 100.00% |  | 55 | 872 | 419 |
| Overvotes | 0 | | | 0 | 0 | 0 |
| Undervotes | 33 | | | 4 | 9 | 20 |




Judge, Ct of Crim. Appeals, PI 6

Vote For 1

| | TOTAL | VOTE % | | Absentee | Early Voting | Election Day |
|---------------------------|-------|---------|-----------------------------------------------------------------------------------|----------|--------------|--------------|
| REP Jesse F. McClure, III | 1,041 | 77.86% |  | 36 | 674 | 331 |
| DEM Robert Johnson | 296 | 22.14% |  | 20 | 194 | 82 |
| Total Votes Cast | 1,337 | 100.00% |  | 56 | 868 | 413 |
| Overvotes | 0 | | | 0 | 0 | 0 |
| Undervotes | 42 | | | 3 | 13 | 26 |




State Representative, District 6

Vote For 1

| | TOTAL | VOTE % | | Absentee | Early Voting | Election Day |
|-------------------|-------|---------|-------------------------------------------------------------------------------------|----------|--------------|--------------|
| REP Matt Schaefer | 1,040 | 77.09% |  | 33 | 665 | 342 |
| DEM Cody J. Grace | 309 | 22.91% |  | 20 | 204 | 85 |
| Total Votes Cast | 1,349 | 100.00% |  | 53 | 869 | 427 |
| Overvotes | 0 | | | 0 | 0 | 0 |
| Undervotes | 30 | | | 6 | 12 | 12 |

Smith Prop A

Vote For 1

| | TOTAL | VOTE % | | Absentee | Early Voting | Election Day |
|------------------|-------|---------|-------------------------------------------------------------------------------------|----------|--------------|--------------|
| FOR | 894 | 65.69% |  | 34 | 588 | 272 |
| AGAINST | 467 | 34.31% |  | 21 | 284 | 162 |
| Total Votes Cast | 1,361 | 100.00% |  | 55 | 872 | 434 |
| Overvotes | 1 | | | 1 | 0 | 0 |
| Undervotes | 17 | | | 3 | 9 | 5 |

November 8, 2022

Smith County

Precinct 0051

Statistics

| | TOTAL | Absentee | Early Voting | Election Day |
|---------------------------|--------|----------|--------------|--------------|
| Registered Voters - Total | 3,618 | | | |
| Ballots Cast - Total | 1,668 | 54 | 1,125 | 489 |
| Ballots Cast - Blank | 0 | 0 | 0 | 0 |
| Voter Turnout - Total | 46.10% | | | |

US Representative, Dist 1

Vote For 1

| | TOTAL | VOTE % | | Absentee | Early Voting | Election Day |
|--------------------------|-------|---------|--|----------|--------------|--------------|
| REP Nathaniel Moran | 1,246 | 75.38% | | 35 | 839 | 372 |
| DEM Jrmar (JJ) Jefferson | 407 | 24.62% | | 19 | 275 | 113 |
| Total Votes Cast | 1,653 | 100.00% | | 54 | 1,114 | 485 |
| Overvotes | 0 | | | 0 | 0 | 0 |
| Undervotes | 15 | | | 0 | 11 | 4 |

Governor

Vote For 1

| | TOTAL | VOTE % | | Absentee | Early Voting | Election Day |
|--------------------------------|-------|---------|--|----------|--------------|--------------|
| REP Greg Abbott | 1,212 | 72.79% | | 36 | 817 | 359 |
| DEM Beto O'Rourke | 440 | 26.43% | | 17 | 297 | 126 |
| LIB Mark Tippetts | 13 | 0.78% | | 0 | 10 | 3 |
| GRN Delilah Barrios | 0 | 0.00% | | 0 | 0 | 0 |
| Write-In Totals | 0 | 0.00% | | 0 | 0 | 0 |
| Write-In: Jacqueline Abernathy | 0 | 0.00% | | 0 | 0 | 0 |
| Write-In: Mark V Goloby | 0 | 0.00% | | 0 | 0 | 0 |
| Write-In: Uncertified | 0 | 0.00% | | 0 | 0 | 0 |
| Not Assigned | 0 | 0.00% | | 0 | 0 | 0 |
| Total Votes Cast | 1,665 | 100.00% | | 53 | 1,124 | 488 |
| Overvotes | 0 | | | 0 | 0 | 0 |
| Undervotes | 3 | | | 1 | 1 | 1 |

Lieutenant Governor

Vote For 1

| | TOTAL | VOTE % | | Absentee | Early Voting | Election Day |
|-------------------|-------|---------|--|----------|--------------|--------------|
| REP Dan Patrick | 1,185 | 72.08% | | 35 | 802 | 348 |
| DEM Mike Collier | 420 | 25.55% | | 19 | 289 | 112 |
| LIB Shanna Steele | 39 | 2.37% | | 0 | 22 | 17 |
| Total Votes Cast | 1,644 | 100.00% | | 54 | 1,113 | 477 |
| Overvotes | 0 | | | 0 | 0 | 0 |
| Undervotes | 24 | | | 0 | 12 | 12 |

November 8, 2022

Smith County

Precinct 0051**Attorney General**

Vote For 1

| | TOTAL | VOTE % | | Absentee | Early Voting | Election Day |
|-----------------------------|-------|---------|------------------------------------------------------------------------|----------|--------------|--------------|
| REP Ken Paxton | 1,174 | 71.41% | <div style="width: 71.41%;"><div style="width: 71.41%;"></div></div> | 35 | 791 | 348 |
| DEM Rochelle Mercedes Garza | 434 | 26.40% | <div style="width: 26.40%;"><div style="width: 26.40%;"></div></div> | 19 | 293 | 122 |
| LIB Mark Ash | 36 | 2.19% | <div style="width: 2.19%;"><div style="width: 2.19%;"></div></div> | 0 | 24 | 12 |
| Total Votes Cast | 1,644 | 100.00% | <div style="width: 100.00%;"><div style="width: 100.00%;"></div></div> | 54 | 1,108 | 482 |
| Overvotes | 0 | | | 0 | 0 | 0 |
| Undervotes | 24 | | | 0 | 17 | 7 |

Comptroller of Public Accounts

Vote For 1

| | TOTAL | VOTE % | | Absentee | Early Voting | Election Day |
|--------------------------------|-------|---------|------------------------------------------------------------------------|----------|--------------|--------------|
| REP Glenn Hegar | 1,215 | 74.18% | <div style="width: 74.18%;"><div style="width: 74.18%;"></div></div> | 34 | 816 | 365 |
| DEM Janet T. Dudding | 400 | 24.42% | <div style="width: 24.42%;"><div style="width: 24.42%;"></div></div> | 19 | 271 | 110 |
| LIB V. Alonzo Echevarria-Garza | 23 | 1.40% | <div style="width: 1.40%;"><div style="width: 1.40%;"></div></div> | 0 | 17 | 6 |
| Total Votes Cast | 1,638 | 100.00% | <div style="width: 100.00%;"><div style="width: 100.00%;"></div></div> | 53 | 1,104 | 481 |
| Overvotes | 0 | | | 0 | 0 | 0 |
| Undervotes | 30 | | | 1 | 21 | 8 |

Comm. General Land Office

Vote For 1

| | TOTAL | VOTE % | | Absentee | Early Voting | Election Day |
|--------------------------------|-------|---------|------------------------------------------------------------------------|----------|--------------|--------------|
| REP Dawn Buckingham | 1,192 | 72.86% | <div style="width: 72.86%;"><div style="width: 72.86%;"></div></div> | 34 | 799 | 359 |
| DEM Jay Kleberg | 428 | 26.16% | <div style="width: 26.16%;"><div style="width: 26.16%;"></div></div> | 19 | 292 | 117 |
| GRN Alfred Molison, Jr. | 16 | 0.98% | <div style="width: 0.98%;"><div style="width: 0.98%;"></div></div> | 0 | 11 | 5 |
| Write-In Totals | 0 | 0.00% | <div style="width: 0.00%;"><div style="width: 0.00%;"></div></div> | 0 | 0 | 0 |
| Write-In: Carrie Evelyn Menger | 0 | 0.00% | <div style="width: 0.00%;"><div style="width: 0.00%;"></div></div> | 0 | 0 | 0 |
| Write-In: Uncertified | 0 | 0.00% | <div style="width: 0.00%;"><div style="width: 0.00%;"></div></div> | 0 | 0 | 0 |
| Not Assigned | 0 | 0.00% | <div style="width: 0.00%;"><div style="width: 0.00%;"></div></div> | 0 | 0 | 0 |
| Total Votes Cast | 1,636 | 100.00% | <div style="width: 100.00%;"><div style="width: 100.00%;"></div></div> | 53 | 1,102 | 481 |
| Overvotes | 0 | | | 0 | 0 | 0 |
| Undervotes | 32 | | | 1 | 23 | 8 |

Commissioner of Agriculture

Vote For 1






| | TOTAL | VOTE % | | Absentee | Early Voting | Election Day |
|------------------|-------|---------|------------------------------------------------------------------------|----------|--------------|--------------|
| REP Sid Miller | 1,202 | 73.70% | <div style="width: 73.70%;"><div style="width: 73.70%;"></div></div> | 34 | 812 | 356 |
| DEM Susan Hays | 429 | 26.30% | <div style="width: 26.30%;"><div style="width: 26.30%;"></div></div> | 19 | 287 | 123 |
| Total Votes Cast | 1,631 | 100.00% | <div style="width: 100.00%;"><div style="width: 100.00%;"></div></div> | 53 | 1,099 | 479 |
| Overvotes | 0 | | | 0 | 0 | 0 |
| Undervotes | 37 | | | 1 | 26 | 10 |

November 8, 2022

Smith County





Precinct 0051**Railroad Commissioner**

Vote For 1

| | TOTAL | VOTE % | | Absentee | Early Voting | Election Day |
|-----------------------|-------|---------|-----------------------------------------------------------------------------------|----------|--------------|--------------|
| REP Wayne Christian | 1,200 | 73.71% |  | 35 | 811 | 354 |
| DEM Luke Warford | 387 | 23.77% |  | 18 | 267 | 102 |
| LIB Jaime Andres Diez | 28 | 1.72% |  | 0 | 12 | 16 |
| GRN Hunter Wayne Crow | 13 | 0.80% |  | 0 | 8 | 5 |
| Total Votes Cast | 1,628 | 100.00% |  | 53 | 1,098 | 477 |
| Overvotes | 0 | | | 0 | 0 | 0 |
| Undervotes | 40 | | | 1 | 27 | 12 |




Justice, Supreme Ct. PI. 3

Vote For 1

| | TOTAL | VOTE % | | Absentee | Early Voting | Election Day |
|--------------------------|-------|---------|-----------------------------------------------------------------------------------|----------|--------------|--------------|
| REP Debra Lehrmann | 1,203 | 73.53% |  | 34 | 811 | 358 |
| DEM Erin A. Nowell | 411 | 25.12% |  | 19 | 279 | 113 |
| LIB Thomas Edward Oxford | 22 | 1.34% |  | 0 | 12 | 10 |
| Total Votes Cast | 1,636 | 100.00% |  | 53 | 1,102 | 481 |
| Overvotes | 0 | | | 0 | 0 | 0 |
| Undervotes | 32 | | | 1 | 23 | 8 |




Justice, Supreme Ct. PI. 5

Vote For 1

| | TOTAL | VOTE % | | Absentee | Early Voting | Election Day |
|--------------------|-------|---------|-------------------------------------------------------------------------------------|----------|--------------|--------------|
| REP Rebeca Huddle | 1,211 | 74.16% |  | 35 | 811 | 365 |
| DEM Amanda Reichel | 422 | 25.84% |  | 18 | 288 | 116 |
| Total Votes Cast | 1,633 | 100.00% |  | 53 | 1,099 | 481 |
| Overvotes | 0 | | | 0 | 0 | 0 |
| Undervotes | 35 | | | 1 | 26 | 8 |

Justice, Supreme Ct. PI. 9

Vote For 1

| | TOTAL | VOTE % | | Absentee | Early Voting | Election Day |
|---------------------|-------|---------|-------------------------------------------------------------------------------------|----------|--------------|--------------|
| REP Evan Young | 1,204 | 74.00% |  | 34 | 807 | 363 |
| DEM Julia Maldonado | 423 | 26.00% |  | 18 | 287 | 118 |
| Total Votes Cast | 1,627 | 100.00% |  | 52 | 1,094 | 481 |
| Overvotes | 0 | | | 0 | 0 | 0 |
| Undervotes | 41 | | | 2 | 31 | 8 |

November 8, 2022

Smith County

Precinct 0051**Judge, Ct of Crim. Appeals, PI 5**

Vote For 1

| | TOTAL | VOTE % | | Absentee | Early Voting | Election Day |
|------------------|-------|---------|------------------------------------------------------------------------|----------|--------------|--------------|
| REP Scott Walker | 1,206 | 74.12% | <div style="width: 74.12%;"><div style="width: 74.12%;"></div></div> | 33 | 810 | 363 |
| DEM Dana Huffman | 421 | 25.88% | <div style="width: 25.88%;"><div style="width: 25.88%;"></div></div> | 18 | 286 | 117 |
| Total Votes Cast | 1,627 | 100.00% | <div style="width: 100.00%;"><div style="width: 100.00%;"></div></div> | 51 | 1,096 | 480 |
| Overvotes | 0 | | | 0 | 0 | 0 |
| Undervotes | 41 | | | 3 | 29 | 9 |

Judge, Ct of Crim. Appeals, PI 6

Vote For 1

| | TOTAL | VOTE % | | Absentee | Early Voting | Election Day |
|---------------------------|-------|---------|------------------------------------------------------------------------|----------|--------------|--------------|
| REP Jesse F. McClure, III | 1,209 | 74.45% | <div style="width: 74.45%;"><div style="width: 74.45%;"></div></div> | 33 | 812 | 364 |
| DEM Robert Johnson | 415 | 25.55% | <div style="width: 25.55%;"><div style="width: 25.55%;"></div></div> | 19 | 283 | 113 |
| Total Votes Cast | 1,624 | 100.00% | <div style="width: 100.00%;"><div style="width: 100.00%;"></div></div> | 52 | 1,095 | 477 |
| Overvotes | 0 | | | 0 | 0 | 0 |
| Undervotes | 44 | | | 2 | 30 | 12 |

State Representative, District 6

Vote For 1

| | TOTAL | VOTE % | | Absentee | Early Voting | Election Day |
|-------------------|-------|---------|------------------------------------------------------------------------|----------|--------------|--------------|
| REP Matt Schaefer | 1,210 | 74.14% | <div style="width: 74.14%;"><div style="width: 74.14%;"></div></div> | 29 | 818 | 363 |
| DEM Cody J. Grace | 422 | 25.86% | <div style="width: 25.86%;"><div style="width: 25.86%;"></div></div> | 18 | 283 | 121 |
| Total Votes Cast | 1,632 | 100.00% | <div style="width: 100.00%;"><div style="width: 100.00%;"></div></div> | 47 | 1,101 | 484 |
| Overvotes | 0 | | | 0 | 0 | 0 |
| Undervotes | 36 | | | 7 | 24 | 5 |

Justice of the Peace, Pct. 3

Vote For 1

| | TOTAL | VOTE % | | Absentee | Early Voting | Election Day |
|------------------------|-------|---------|------------------------------------------------------------------------|----------|--------------|--------------|
| REP James L. Meredith | 1,224 | 75.32% | <div style="width: 75.32%;"><div style="width: 75.32%;"></div></div> | 30 | 825 | 369 |
| DEM Dustin G. Stephens | 401 | 24.68% | <div style="width: 24.68%;"><div style="width: 24.68%;"></div></div> | 17 | 272 | 112 |
| Total Votes Cast | 1,625 | 100.00% | <div style="width: 100.00%;"><div style="width: 100.00%;"></div></div> | 47 | 1,097 | 481 |
| Overvotes | 0 | | | 0 | 0 | 0 |
| Undervotes | 43 | | | 7 | 28 | 8 |

Smith Prop A

Vote For 1

| | TOTAL | VOTE % | | Absentee | Early Voting | Election Day |
|------------------|-------|---------|------------------------------------------------------------------------|----------|--------------|--------------|
| FOR | 937 | 57.66% | <div style="width: 57.66%;"><div style="width: 57.66%;"></div></div> | 25 | 647 | 265 |
| AGAINST | 688 | 42.34% | <div style="width: 42.34%;"><div style="width: 42.34%;"></div></div> | 18 | 456 | 214 |
| Total Votes Cast | 1,625 | 100.00% | <div style="width: 100.00%;"><div style="width: 100.00%;"></div></div> | 43 | 1,103 | 479 |
| Overvotes | 0 | | | 0 | 0 | 0 |
| Undervotes | 43 | | | 11 | 22 | 10 |




November 8, 2022

Smith County

Precinct 0051

WHISD Prop A

Vote For 1

| | TOTAL | VOTE % | | Absentee | Early Voting | Election Day |
|------------------|-------|---------|-----------------------------------------------------------------------------------|----------|--------------|--------------|
| FOR | 767 | 47.61% |  | 18 | 515 | 234 |
| AGAINST | 844 | 52.39% |  | 23 | 579 | 242 |
| Total Votes Cast | 1,611 | 100.00% |  | 41 | 1,094 | 476 |
| Overvotes | 0 | | | 0 | 0 | 0 |
| Undervotes | 57 | | | 13 | 31 | 13 |

November 8, 2022




Smith County

Precinct 0052**Statistics**

| | TOTAL | Absentee | Early Voting | Election Day |
|---------------------------|--------|----------|-----------------|-----------------|
| Registered Voters - Total | 2,542 | | | |
| Ballots Cast - Total | 1,528 | 31 | 888 | 609 |
| Ballots Cast - Blank | 0 | 0 | 0 | 0 |
| Voter Turnout - Total | 60.11% | | | |











US Representative, Dist 1

Vote For 1

| | TOTAL | VOTE % | | Absentee | Early Voting | Election Day |
|-------------------------|-------|---------|-----------------------------------------------------------------------------------|----------|-----------------|-----------------|
| REP Nathaniel Moran | 1,343 | 88.41% |  | 21 | 776 | 546 |
| DEM Jrmr (JJ) Jefferson | 176 | 11.59% |  | 9 | 107 | 60 |
| Total Votes Cast | 1,519 | 100.00% |  | 30 | 883 | 606 |
| Overvotes | 0 | | | 0 | 0 | 0 |
| Undervotes | 9 | | | 1 | 5 | 3 |





Governor

Vote For 1

| | TOTAL | VOTE % | | Absentee | Early Voting | Election Day |
|--------------------------------|-------|---------|-------------------------------------------------------------------------------------|----------|-----------------|-----------------|
| REP Greg Abbott | 1,337 | 87.61% |  | 21 | 771 | 545 |
| DEM Beto O'Rourke | 181 | 11.86% |  | 10 | 112 | 59 |
| LIB Mark Tippetts | 5 | 0.33% |  | 0 | 1 | 4 |
| GRN Delilah Barrios | 2 | 0.13% |  | 0 | 2 | 0 |
| Write-In Totals | 1 | 0.07% |  | 0 | 0 | 1 |
| Write-In: Jacqueline Abernathy | 1 | 0.07% |  | 0 | 0 | 1 |
| Write-In: Mark V Goloby | 0 | 0.00% |  | 0 | 0 | 0 |
| Write-In: Uncertified | 0 | 0.00% |  | 0 | 0 | 0 |
| Not Assigned | 0 | 0.00% |  | 0 | 0 | 0 |
| Total Votes Cast | 1,526 | 100.00% |  | 31 | 886 | 609 |
| Overvotes | 0 | | | 0 | 0 | 0 |
| Undervotes | 2 | | | 0 | 2 | 0 |

Lieutenant Governor

Vote For 1

| | TOTAL | VOTE % | | Absentee | Early Voting | Election Day |
|-------------------|-------|---------|-------------------------------------------------------------------------------------|----------|-----------------|-----------------|
| REP Dan Patrick | 1,305 | 85.91% |  | 19 | 758 | 528 |
| DEM Mike Collier | 191 | 12.57% |  | 11 | 114 | 66 |
| LIB Shanna Steele | 23 | 1.51% |  | 1 | 12 | 10 |
| Total Votes Cast | 1,519 | 100.00% |  | 31 | 884 | 604 |
| Overvotes | 0 | | | 0 | 0 | 0 |
| Undervotes | 9 | | | 0 | 4 | 5 |

November 8, 2022

Smith County

Precinct 0052**Attorney General**

Vote For 1

| | TOTAL | VOTE % | | Absentee | Early Voting | Election Day |
|-----------------------------|-------|---------|------------------------------------------------------------------------|----------|--------------|--------------|
| REP Ken Paxton | 1,314 | 86.68% | <div style="width: 86.68%;"><div style="width: 86.68%;"></div></div> | 19 | 758 | 537 |
| DEM Rochelle Mercedes Garza | 183 | 12.07% | <div style="width: 12.07%;"><div style="width: 12.07%;"></div></div> | 10 | 116 | 57 |
| LIB Mark Ash | 19 | 1.25% | <div style="width: 1.25%;"><div style="width: 1.25%;"></div></div> | 2 | 6 | 11 |
| Total Votes Cast | 1,516 | 100.00% | <div style="width: 100.00%;"><div style="width: 100.00%;"></div></div> | 31 | 880 | 605 |
| Overvotes | 0 | | | 0 | 0 | 0 |
| Undervotes | 12 | | | 0 | 8 | 4 |

Comptroller of Public Accounts

Vote For 1

| | TOTAL | VOTE % | | Absentee | Early Voting | Election Day |
|--------------------------------|-------|---------|------------------------------------------------------------------------|----------|--------------|--------------|
| REP Glenn Hegar | 1,329 | 87.84% | <div style="width: 87.84%;"><div style="width: 87.84%;"></div></div> | 22 | 765 | 542 |
| DEM Janet T. Dudding | 169 | 11.17% | <div style="width: 11.17%;"><div style="width: 11.17%;"></div></div> | 9 | 106 | 54 |
| LIB V. Alonzo Echevarria-Garza | 15 | 0.99% | <div style="width: 0.99%;"><div style="width: 0.99%;"></div></div> | 0 | 6 | 9 |
| Total Votes Cast | 1,513 | 100.00% | <div style="width: 100.00%;"><div style="width: 100.00%;"></div></div> | 31 | 877 | 605 |
| Overvotes | 0 | | | 0 | 0 | 0 |
| Undervotes | 15 | | | 0 | 11 | 4 |

Comm. General Land Office

Vote For 1

| | TOTAL | VOTE % | | Absentee | Early Voting | Election Day |
|--------------------------------|-------|---------|------------------------------------------------------------------------|----------|--------------|--------------|
| REP Dawn Buckingham | 1,307 | 86.44% | <div style="width: 86.44%;"><div style="width: 86.44%;"></div></div> | 20 | 754 | 533 |
| DEM Jay Kleberg | 197 | 13.03% | <div style="width: 13.03%;"><div style="width: 13.03%;"></div></div> | 10 | 124 | 63 |
| GRN Alfred Molison, Jr. | 8 | 0.53% | <div style="width: 0.53%;"><div style="width: 0.53%;"></div></div> | 0 | 0 | 8 |
| Write-In Totals | 0 | 0.00% | <div style="width: 0.00%;"><div style="width: 0.00%;"></div></div> | 0 | 0 | 0 |
| Write-In: Carrie Evelyn Menger | 0 | 0.00% | <div style="width: 0.00%;"><div style="width: 0.00%;"></div></div> | 0 | 0 | 0 |
| Write-In: Uncertified | 0 | 0.00% | <div style="width: 0.00%;"><div style="width: 0.00%;"></div></div> | 0 | 0 | 0 |
| Not Assigned | 0 | 0.00% | <div style="width: 0.00%;"><div style="width: 0.00%;"></div></div> | 0 | 0 | 0 |
| Total Votes Cast | 1,512 | 100.00% | <div style="width: 100.00%;"><div style="width: 100.00%;"></div></div> | 30 | 878 | 604 |
| Overvotes | 0 | | | 0 | 0 | 0 |
| Undervotes | 16 | | | 1 | 10 | 5 |

Commissioner of Agriculture

Vote For 1






| | TOTAL | VOTE % | | Absentee | Early Voting | Election Day |
|------------------|-------|---------|------------------------------------------------------------------------|----------|--------------|--------------|
| REP Sid Miller | 1,321 | 87.77% | <div style="width: 87.77%;"><div style="width: 87.77%;"></div></div> | 20 | 762 | 539 |
| DEM Susan Hays | 184 | 12.23% | <div style="width: 12.23%;"><div style="width: 12.23%;"></div></div> | 8 | 112 | 64 |
| Total Votes Cast | 1,505 | 100.00% | <div style="width: 100.00%;"><div style="width: 100.00%;"></div></div> | 28 | 874 | 603 |
| Overvotes | 1 | | | 1 | 0 | 0 |
| Undervotes | 22 | | | 2 | 14 | 6 |

November 8, 2022

Smith County





Precinct 0052**Railroad Commissioner**

Vote For 1

| | TOTAL | VOTE % | | Absentee | Early Voting | Election Day |
|-----------------------|-------|---------|-----------------------------------------------------------------------------------|----------|--------------|--------------|
| REP Wayne Christian | 1,314 | 87.31% |  | 20 | 759 | 535 |
| DEM Luke Warford | 167 | 11.10% |  | 10 | 104 | 53 |
| LIB Jaime Andres Diez | 20 | 1.33% |  | 0 | 11 | 9 |
| GRN Hunter Wayne Crow | 4 | 0.27% |  | 0 | 1 | 3 |
| Total Votes Cast | 1,505 | 100.00% |  | 30 | 875 | 600 |
| Overvotes | 0 | | | 0 | 0 | 0 |
| Undervotes | 23 | | | 1 | 13 | 9 |




Justice, Supreme Ct. PI. 3

Vote For 1

| | TOTAL | VOTE % | | Absentee | Early Voting | Election Day |
|--------------------------|-------|---------|-----------------------------------------------------------------------------------|----------|--------------|--------------|
| REP Debra Lehrmann | 1,312 | 87.35% |  | 21 | 757 | 534 |
| DEM Erin A. Nowell | 170 | 11.32% |  | 9 | 105 | 56 |
| LIB Thomas Edward Oxford | 20 | 1.33% |  | 0 | 10 | 10 |
| Total Votes Cast | 1,502 | 100.00% |  | 30 | 872 | 600 |
| Overvotes | 0 | | | 0 | 0 | 0 |
| Undervotes | 26 | | | 1 | 16 | 9 |




Justice, Supreme Ct. PI. 5

Vote For 1

| | TOTAL | VOTE % | | Absentee | Early Voting | Election Day |
|--------------------|-------|---------|-------------------------------------------------------------------------------------|----------|--------------|--------------|
| REP Rebeca Huddle | 1,323 | 87.91% |  | 20 | 761 | 542 |
| DEM Amanda Reichel | 182 | 12.09% |  | 10 | 113 | 59 |
| Total Votes Cast | 1,505 | 100.00% |  | 30 | 874 | 601 |
| Overvotes | 0 | | | 0 | 0 | 0 |
| Undervotes | 23 | | | 1 | 14 | 8 |

Justice, Supreme Ct. PI. 9

Vote For 1




| | TOTAL | VOTE % | | Absentee | Early Voting | Election Day |
|---------------------|-------|---------|-------------------------------------------------------------------------------------|----------|--------------|--------------|
| REP Evan Young | 1,324 | 88.09% |  | 19 | 764 | 541 |
| DEM Julia Maldonado | 179 | 11.91% |  | 10 | 109 | 60 |
| Total Votes Cast | 1,503 | 100.00% |  | 29 | 873 | 601 |
| Overvotes | 0 | | | 0 | 0 | 0 |
| Undervotes | 25 | | | 2 | 15 | 8 |

November 8, 2022

Smith County




Precinct 0052**Judge, Ct of Crim. Appeals, PI 5**

Vote For 1

| | TOTAL | VOTE % | | Absentee | Early Voting | Election Day |
|------------------|-------|---------|-----------------------------------------------------------------------------------|----------|--------------|--------------|
| REP Scott Walker | 1,312 | 87.64% |  | 20 | 760 | 532 |
| DEM Dana Huffman | 185 | 12.36% |  | 10 | 111 | 64 |
| Total Votes Cast | 1,497 | 100.00% |  | 30 | 871 | 596 |
| Overvotes | 0 | | | 0 | 0 | 0 |
| Undervotes | 31 | | | 1 | 17 | 13 |




Judge, Ct of Crim. Appeals, PI 6

Vote For 1

| | TOTAL | VOTE % | | Absentee | Early Voting | Election Day |
|---------------------------|-------|---------|-----------------------------------------------------------------------------------|----------|--------------|--------------|
| REP Jesse F. McClure, III | 1,318 | 88.22% |  | 21 | 758 | 539 |
| DEM Robert Johnson | 176 | 11.78% |  | 9 | 107 | 60 |
| Total Votes Cast | 1,494 | 100.00% |  | 30 | 865 | 599 |
| Overvotes | 0 | | | 0 | 0 | 0 |
| Undervotes | 34 | | | 1 | 23 | 10 |




State Representative, District 6

Vote For 1

| | TOTAL | VOTE % | | Absentee | Early Voting | Election Day |
|-------------------|-------|---------|-------------------------------------------------------------------------------------|----------|--------------|--------------|
| REP Matt Schaefer | 1,315 | 87.49% |  | 17 | 761 | 537 |
| DEM Cody J. Grace | 188 | 12.51% |  | 9 | 113 | 66 |
| Total Votes Cast | 1,503 | 100.00% |  | 26 | 874 | 603 |
| Overvotes | 0 | | | 0 | 0 | 0 |
| Undervotes | 25 | | | 5 | 14 | 6 |

Smith Prop A

Vote For 1

| | TOTAL | VOTE % | | Absentee | Early Voting | Election Day |
|------------------|-------|---------|-------------------------------------------------------------------------------------|----------|--------------|--------------|
| FOR | 658 | 43.87% |  | 17 | 396 | 245 |
| AGAINST | 842 | 56.13% |  | 8 | 473 | 361 |
| Total Votes Cast | 1,500 | 100.00% |  | 25 | 869 | 606 |
| Overvotes | 0 | | | 0 | 0 | 0 |
| Undervotes | 28 | | | 6 | 19 | 3 |

November 8, 2022

Smith County

Precinct 0053**Statistics**

| | TOTAL | Absentee | Early Voting | Election Day |
|---------------------------|--------|----------|-----------------|-----------------|
| Registered Voters - Total | 415 | | | |
| Ballots Cast - Total | 195 | 14 | 92 | 89 |
| Ballots Cast - Blank | 0 | 0 | 0 | 0 |
| Voter Turnout - Total | 46.99% | | | |

US Representative, Dist 1

Vote For 1

| | TOTAL | VOTE % | Absentee | Early Voting | Election Day |
|--------------------------|-------|---------|----------|-----------------|-----------------|
| REP Nathaniel Moran | 165 | 85.94% | 8 | 81 | 76 |
| DEM Jrmar (JJ) Jefferson | 27 | 14.06% | 5 | 10 | 12 |
| Total Votes Cast | 192 | 100.00% | 13 | 91 | 88 |
| Overvotes | 0 | | 0 | 0 | 0 |
| Undervotes | 3 | | 1 | 1 | 1 |

Governor

Vote For 1

| | TOTAL | VOTE % | Absentee | Early Voting | Election Day |
|--------------------------------|-------|---------|----------|-----------------|-----------------|
| REP Greg Abbott | 167 | 86.08% | 8 | 82 | 77 |
| DEM Beto O'Rourke | 26 | 13.40% | 6 | 9 | 11 |
| LIB Mark Tippetts | 1 | 0.52% | 0 | 1 | 0 |
| GRN Delilah Barrios | 0 | 0.00% | 0 | 0 | 0 |
| Write-In Totals | 0 | 0.00% | 0 | 0 | 0 |
| Write-In: Jacqueline Abernathy | 0 | 0.00% | 0 | 0 | 0 |
| Write-In: Mark V Goloby | 0 | 0.00% | 0 | 0 | 0 |
| Write-In: Uncertified | 0 | 0.00% | 0 | 0 | 0 |
| Not Assigned | 0 | 0.00% | 0 | 0 | 0 |
| Total Votes Cast | 194 | 100.00% | 14 | 92 | 88 |
| Overvotes | 0 | | 0 | 0 | 0 |
| Undervotes | 1 | | 0 | 0 | 1 |

Lieutenant Governor

Vote For 1

| | TOTAL | VOTE % | Absentee | Early Voting | Election Day |
|-------------------|-------|---------|----------|-----------------|-----------------|
| REP Dan Patrick | 166 | 85.57% | 8 | 82 | 76 |
| DEM Mike Collier | 26 | 13.40% | 6 | 8 | 12 |
| LIB Shanna Steele | 2 | 1.03% | 0 | 2 | 0 |
| Total Votes Cast | 194 | 100.00% | 14 | 92 | 88 |
| Overvotes | 0 | | 0 | 0 | 0 |
| Undervotes | 1 | | 0 | 0 | 1 |

November 8, 2022

Smith County

Precinct 0053**Attorney General**

Vote For 1

| | TOTAL | VOTE % | | Absentee | Early Voting | Election Day |
|-----------------------------|-------|---------|------------------------------------------------------------------------|----------|--------------|--------------|
| REP Ken Paxton | 164 | 84.54% | <div style="width: 84.54%;"><div style="width: 84.54%;"></div></div> | 8 | 81 | 75 |
| DEM Rochelle Mercedes Garza | 28 | 14.43% | <div style="width: 14.43%;"><div style="width: 14.43%;"></div></div> | 6 | 10 | 12 |
| LIB Mark Ash | 2 | 1.03% | <div style="width: 1.03%;"><div style="width: 1.03%;"></div></div> | 0 | 1 | 1 |
| Total Votes Cast | 194 | 100.00% | <div style="width: 100.00%;"><div style="width: 100.00%;"></div></div> | 14 | 92 | 88 |
| Overvotes | 0 | | | 0 | 0 | 0 |
| Undervotes | 1 | | | 0 | 0 | 1 |

Comptroller of Public Accounts

Vote For 1

| | TOTAL | VOTE % | | Absentee | Early Voting | Election Day |
|--------------------------------|-------|---------|------------------------------------------------------------------------|----------|--------------|--------------|
| REP Glenn Hegar | 163 | 84.90% | <div style="width: 84.90%;"><div style="width: 84.90%;"></div></div> | 8 | 80 | 75 |
| DEM Janet T. Dudding | 27 | 14.06% | <div style="width: 14.06%;"><div style="width: 14.06%;"></div></div> | 6 | 9 | 12 |
| LIB V. Alonzo Echevarria-Garza | 2 | 1.04% | <div style="width: 1.04%;"><div style="width: 1.04%;"></div></div> | 0 | 2 | 0 |
| Total Votes Cast | 192 | 100.00% | <div style="width: 100.00%;"><div style="width: 100.00%;"></div></div> | 14 | 91 | 87 |
| Overvotes | 0 | | | 0 | 0 | 0 |
| Undervotes | 3 | | | 0 | 1 | 2 |

Comm. General Land Office

Vote For 1

| | TOTAL | VOTE % | | Absentee | Early Voting | Election Day |
|--------------------------------|-------|---------|------------------------------------------------------------------------|----------|--------------|--------------|
| REP Dawn Buckingham | 158 | 81.87% | <div style="width: 81.87%;"><div style="width: 81.87%;"></div></div> | 8 | 78 | 72 |
| DEM Jay Kleberg | 34 | 17.62% | <div style="width: 17.62%;"><div style="width: 17.62%;"></div></div> | 6 | 14 | 14 |
| GRN Alfred Molison, Jr. | 1 | 0.52% | <div style="width: 0.52%;"><div style="width: 0.52%;"></div></div> | 0 | 0 | 1 |
| Write-In Totals | 0 | 0.00% | <div style="width: 0.00%;"><div style="width: 0.00%;"></div></div> | 0 | 0 | 0 |
| Write-In: Carrie Evelyn Menger | 0 | 0.00% | <div style="width: 0.00%;"><div style="width: 0.00%;"></div></div> | 0 | 0 | 0 |
| Write-In: Uncertified | 0 | 0.00% | <div style="width: 0.00%;"><div style="width: 0.00%;"></div></div> | 0 | 0 | 0 |
| Not Assigned | 0 | 0.00% | <div style="width: 0.00%;"><div style="width: 0.00%;"></div></div> | 0 | 0 | 0 |
| Total Votes Cast | 193 | 100.00% | <div style="width: 100.00%;"><div style="width: 100.00%;"></div></div> | 14 | 92 | 87 |
| Overvotes | 0 | | | 0 | 0 | 0 |
| Undervotes | 2 | | | 0 | 0 | 2 |

Commissioner of Agriculture

Vote For 1

| | TOTAL | VOTE % | | Absentee | Early Voting | Election Day |
|------------------|-------|---------|------------------------------------------------------------------------|----------|--------------|--------------|
| REP Sid Miller | 165 | 85.05% | <div style="width: 85.05%;"><div style="width: 85.05%;"></div></div> | 8 | 82 | 75 |
| DEM Susan Hays | 29 | 14.95% | <div style="width: 14.95%;"><div style="width: 14.95%;"></div></div> | 6 | 10 | 13 |
| Total Votes Cast | 194 | 100.00% | <div style="width: 100.00%;"><div style="width: 100.00%;"></div></div> | 14 | 92 | 88 |
| Overvotes | 0 | | | 0 | 0 | 0 |
| Undervotes | 1 | | | 0 | 0 | 1 |

November 8, 2022

Smith County

Precinct 0053

Railroad Commissioner

Vote For 1

| | TOTAL | VOTE % | | Absentee | Early Voting | Election Day |
|-------------------------|------------|----------------|--|-----------|--------------|--------------|
| REP Wayne Christian | 165 | 85.05% | | 8 | 81 | 76 |
| DEM Luke Warford | 26 | 13.40% | | 6 | 8 | 12 |
| LIB Jaime Andres Diez | 3 | 1.55% | | 0 | 3 | 0 |
| GRN Hunter Wayne Crow | 0 | 0.00% | | 0 | 0 | 0 |
| Total Votes Cast | 194 | 100.00% | | 14 | 92 | 88 |
| Overvotes | 0 | | | 0 | 0 | 0 |
| Undervotes | 1 | | | 0 | 0 | 1 |

Justice, Supreme Ct. PI. 3

Vote For 1

| | TOTAL | VOTE % | | Absentee | Early Voting | Election Day |
|--------------------------|------------|----------------|--|-----------|--------------|--------------|
| REP Debra Lehrmann | 164 | 84.97% | | 8 | 81 | 75 |
| DEM Erin A. Nowell | 27 | 13.99% | | 6 | 9 | 12 |
| LIB Thomas Edward Oxford | 2 | 1.04% | | 0 | 1 | 1 |
| Total Votes Cast | 193 | 100.00% | | 14 | 91 | 88 |
| Overvotes | 0 | | | 0 | 0 | 0 |
| Undervotes | 2 | | | 0 | 1 | 1 |

Justice, Supreme Ct. PI. 5

Vote For 1

| | TOTAL | VOTE % | | Absentee | Early Voting | Election Day |
|-------------------------|------------|----------------|--|-----------|--------------|--------------|
| REP Rebeca Huddle | 166 | 86.01% | | 8 | 82 | 76 |
| DEM Amanda Reichek | 27 | 13.99% | | 6 | 9 | 12 |
| Total Votes Cast | 193 | 100.00% | | 14 | 91 | 88 |
| Overvotes | 0 | | | 0 | 0 | 0 |
| Undervotes | 2 | | | 0 | 1 | 1 |

Justice, Supreme Ct. PI. 9

Vote For 1

| | TOTAL | VOTE % | | Absentee | Early Voting | Election Day |
|-------------------------|------------|----------------|--|-----------|--------------|--------------|
| REP Evan Young | 165 | 85.49% | | 8 | 81 | 76 |
| DEM Julia Maldonado | 28 | 14.51% | | 6 | 10 | 12 |
| Total Votes Cast | 193 | 100.00% | | 14 | 91 | 88 |
| Overvotes | 0 | | | 0 | 0 | 0 |
| Undervotes | 2 | | | 0 | 1 | 1 |

November 8, 2022

Smith County

Precinct 0053**Judge, Ct of Crim. Appeals, PI 5**

Vote For 1

| | TOTAL | VOTE % | | Absentee | Early Voting | Election Day |
|------------------|-------|---------|------------------------------------------------|----------|--------------|--------------|
| REP Scott Walker | 165 | 85.94% | <div><div style="width: 85.94%;"></div></div> | 8 | 81 | 76 |
| DEM Dana Huffman | 27 | 14.06% | <div><div style="width: 14.06%;"></div></div> | 6 | 9 | 12 |
| Total Votes Cast | 192 | 100.00% | <div><div style="width: 100.00%;"></div></div> | 14 | 90 | 88 |
| Overvotes | 0 | | | 0 | 0 | 0 |
| Undervotes | 3 | | | 0 | 2 | 1 |

Judge, Ct of Crim. Appeals, PI 6

Vote For 1

| | TOTAL | VOTE % | | Absentee | Early Voting | Election Day |
|---------------------------|-------|---------|------------------------------------------------|----------|--------------|--------------|
| REP Jesse F. McClure, III | 165 | 85.94% | <div><div style="width: 85.94%;"></div></div> | 8 | 81 | 76 |
| DEM Robert Johnson | 27 | 14.06% | <div><div style="width: 14.06%;"></div></div> | 6 | 9 | 12 |
| Total Votes Cast | 192 | 100.00% | <div><div style="width: 100.00%;"></div></div> | 14 | 90 | 88 |
| Overvotes | 0 | | | 0 | 0 | 0 |
| Undervotes | 3 | | | 0 | 2 | 1 |

Justice of the Peace, Pct. 4

Vote For 1

| | TOTAL | VOTE % | | Absentee | Early Voting | Election Day |
|-------------------|-------|---------|------------------------------------------------|----------|--------------|--------------|
| REP Curtis Wulf | 165 | 85.49% | <div><div style="width: 85.49%;"></div></div> | 8 | 82 | 75 |
| DEM Randy Hawkins | 28 | 14.51% | <div><div style="width: 14.51%;"></div></div> | 6 | 9 | 13 |
| Total Votes Cast | 193 | 100.00% | <div><div style="width: 100.00%;"></div></div> | 14 | 91 | 88 |
| Overvotes | 0 | | | 0 | 0 | 0 |
| Undervotes | 2 | | | 0 | 1 | 1 |

Smith Prop A

Vote For 1

| | TOTAL | VOTE % | | Absentee | Early Voting | Election Day |
|------------------|-------|---------|------------------------------------------------|----------|--------------|--------------|
| FOR | 82 | 42.71% | <div><div style="width: 42.71%;"></div></div> | 5 | 46 | 31 |
| AGAINST | 110 | 57.29% | <div><div style="width: 57.29%;"></div></div> | 8 | 46 | 56 |
| Total Votes Cast | 192 | 100.00% | <div><div style="width: 100.00%;"></div></div> | 13 | 92 | 87 |
| Overvotes | 0 | | | 0 | 0 | 0 |
| Undervotes | 3 | | | 1 | 0 | 2 |

COV 4 City of Overton

Vote For 1

| | TOTAL | VOTE % | | Absentee | Early Voting | Election Day |
|---------------------|-------|---------|------------------------------------------------|----------|--------------|--------------|
| Richard Howell, Jr. | 20 | 48.78% | <div><div style="width: 48.78%;"></div></div> | 0 | 10 | 10 |
| A.G. "Tuck" Moon | 21 | 51.22% | <div><div style="width: 51.22%;"></div></div> | 4 | 8 | 9 |
| Total Votes Cast | 41 | 100.00% | <div><div style="width: 100.00%;"></div></div> | 4 | 18 | 19 |
| Overvotes | 0 | | | 0 | 0 | 0 |
| Undervotes | 12 | | | 0 | 5 | 7 |

November 8, 2022

Smith County

Precinct 0054**Statistics**

| | TOTAL | Absentee | Early Voting | Election Day |
|---------------------------|--------|----------|--------------|--------------|
| Registered Voters - Total | 3,301 | | | |
| Ballots Cast - Total | 1,701 | 103 | 1,122 | 476 |
| Ballots Cast - Blank | 0 | 0 | 0 | 0 |
| Voter Turnout - Total | 51.53% | | | |

US Representative, Dist 1

Vote For 1

| | TOTAL | VOTE % | Absentee | Early Voting | Election Day |
|--------------------------|-------|---------|----------|--------------|--------------|
| REP Nathaniel Moran | 1,263 | 75.04% | 54 | 854 | 355 |
| DEM Jrmar (JJ) Jefferson | 420 | 24.96% | 47 | 258 | 115 |
| Total Votes Cast | 1,683 | 100.00% | 101 | 1,112 | 470 |
| Overvotes | 0 | | 0 | 0 | 0 |
| Undervotes | 18 | | 2 | 10 | 6 |

Governor

Vote For 1

| | TOTAL | VOTE % | Absentee | Early Voting | Election Day |
|--------------------------------|-------|---------|----------|--------------|--------------|
| REP Greg Abbott | 1,244 | 73.31% | 55 | 851 | 338 |
| DEM Beto O'Rourke | 433 | 25.52% | 47 | 260 | 126 |
| LIB Mark Tippetts | 15 | 0.88% | 0 | 6 | 9 |
| GRN Delilah Barrios | 4 | 0.24% | 0 | 3 | 1 |
| Write-In Totals | 1 | 0.06% | 0 | 1 | 0 |
| Write-In: Uncertified | 1 | 0.06% | 0 | 1 | 0 |
| Write-In: Jacqueline Abernathy | 0 | 0.00% | 0 | 0 | 0 |
| Write-In: Mark V Goloby | 0 | 0.00% | 0 | 0 | 0 |
| Not Assigned | 0 | 0.00% | 0 | 0 | 0 |
| Total Votes Cast | 1,697 | 100.00% | 102 | 1,121 | 474 |
| Overvotes | 0 | | 0 | 0 | 0 |
| Undervotes | 4 | | 1 | 1 | 2 |

Lieutenant Governor

Vote For 1

| | TOTAL | VOTE % | Absentee | Early Voting | Election Day |
|-------------------|-------|---------|----------|--------------|--------------|
| REP Dan Patrick | 1,211 | 72.08% | 54 | 828 | 329 |
| DEM Mike Collier | 434 | 25.83% | 48 | 264 | 122 |
| LIB Shanna Steele | 35 | 2.08% | 0 | 18 | 17 |
| Total Votes Cast | 1,680 | 100.00% | 102 | 1,110 | 468 |
| Overvotes | 0 | | 0 | 0 | 0 |
| Undervotes | 21 | | 1 | 12 | 8 |

November 8, 2022

Smith County

Precinct 0054**Attorney General**

Vote For 1

| | TOTAL | VOTE % | | Absentee | Early Voting | Election Day |
|-----------------------------|-------|---------|------------------------------------------------------------------------|----------|--------------|--------------|
| REP Ken Paxton | 1,205 | 71.68% | <div style="width: 71.68%;"><div style="width: 71.68%;"></div></div> | 54 | 823 | 328 |
| DEM Rochelle Mercedes Garza | 427 | 25.40% | <div style="width: 25.40%;"><div style="width: 25.40%;"></div></div> | 47 | 260 | 120 |
| LIB Mark Ash | 49 | 2.91% | <div style="width: 2.91%;"><div style="width: 2.91%;"></div></div> | 1 | 24 | 24 |
| Total Votes Cast | 1,681 | 100.00% | <div style="width: 100.00%;"><div style="width: 100.00%;"></div></div> | 102 | 1,107 | 472 |
| Overvotes | 0 | | | 0 | 0 | 0 |
| Undervotes | 20 | | | 1 | 15 | 4 |

Comptroller of Public Accounts

Vote For 1

| | TOTAL | VOTE % | | Absentee | Early Voting | Election Day |
|--------------------------------|-------|---------|------------------------------------------------------------------------|----------|--------------|--------------|
| REP Glenn Hegar | 1,234 | 73.80% | <div style="width: 73.80%;"><div style="width: 73.80%;"></div></div> | 56 | 837 | 341 |
| DEM Janet T. Dudding | 406 | 24.28% | <div style="width: 24.28%;"><div style="width: 24.28%;"></div></div> | 44 | 254 | 108 |
| LIB V. Alonzo Echevarria-Garza | 32 | 1.91% | <div style="width: 1.91%;"><div style="width: 1.91%;"></div></div> | 2 | 14 | 16 |
| Total Votes Cast | 1,672 | 100.00% | <div style="width: 100.00%;"><div style="width: 100.00%;"></div></div> | 102 | 1,105 | 465 |
| Overvotes | 0 | | | 0 | 0 | 0 |
| Undervotes | 29 | | | 1 | 17 | 11 |

Comm. General Land Office

Vote For 1

| | TOTAL | VOTE % | | Absentee | Early Voting | Election Day |
|--------------------------------|-------|---------|------------------------------------------------------------------------|----------|--------------|--------------|
| REP Dawn Buckingham | 1,214 | 72.74% | <div style="width: 72.74%;"><div style="width: 72.74%;"></div></div> | 54 | 822 | 338 |
| DEM Jay Kleberg | 434 | 26.00% | <div style="width: 26.00%;"><div style="width: 26.00%;"></div></div> | 46 | 268 | 120 |
| GRN Alfred Molison, Jr. | 21 | 1.26% | <div style="width: 1.26%;"><div style="width: 1.26%;"></div></div> | 2 | 12 | 7 |
| Write-In Totals | 0 | 0.00% | <div style="width: 0.00%;"><div style="width: 0.00%;"></div></div> | 0 | 0 | 0 |
| Write-In: Carrie Evelyn Menger | 0 | 0.00% | <div style="width: 0.00%;"><div style="width: 0.00%;"></div></div> | 0 | 0 | 0 |
| Write-In: Uncertified | 0 | 0.00% | <div style="width: 0.00%;"><div style="width: 0.00%;"></div></div> | 0 | 0 | 0 |
| Not Assigned | 0 | 0.00% | <div style="width: 0.00%;"><div style="width: 0.00%;"></div></div> | 0 | 0 | 0 |
| Total Votes Cast | 1,669 | 100.00% | <div style="width: 100.00%;"><div style="width: 100.00%;"></div></div> | 102 | 1,102 | 465 |
| Overvotes | 0 | | | 0 | 0 | 0 |
| Undervotes | 32 | | | 1 | 20 | 11 |

Commissioner of Agriculture

Vote For 1

| | TOTAL | VOTE % | | Absentee | Early Voting | Election Day |
|------------------|-------|---------|------------------------------------------------------------------------|----------|--------------|--------------|
| REP Sid Miller | 1,232 | 74.35% | <div style="width: 74.35%;"><div style="width: 74.35%;"></div></div> | 55 | 839 | 338 |
| DEM Susan Hays | 425 | 25.65% | <div style="width: 25.65%;"><div style="width: 25.65%;"></div></div> | 46 | 259 | 120 |
| Total Votes Cast | 1,657 | 100.00% | <div style="width: 100.00%;"><div style="width: 100.00%;"></div></div> | 101 | 1,098 | 458 |
| Overvotes | 0 | | | 0 | 0 | 0 |
| Undervotes | 44 | | | 2 | 24 | 18 |

November 8, 2022

Smith County

Precinct 0054**Railroad Commissioner**

Vote For 1

| | TOTAL | VOTE % | | Absentee | Early Voting | Election Day |
|-----------------------|-------|---------|--|----------|--------------|--------------|
| REP Wayne Christian | 1,217 | 73.49% | | 56 | 826 | 335 |
| DEM Luke Warford | 391 | 23.61% | | 44 | 243 | 104 |
| LIB Jaime Andres Diez | 31 | 1.87% | | 1 | 16 | 14 |
| GRN Hunter Wayne Crow | 17 | 1.03% | | 1 | 11 | 5 |
| Total Votes Cast | 1,656 | 100.00% | | 102 | 1,096 | 458 |
| Overvotes | 0 | | | 0 | 0 | 0 |
| Undervotes | 45 | | | 1 | 26 | 18 |

Justice, Supreme Ct. PI. 3

Vote For 1

| | TOTAL | VOTE % | | Absentee | Early Voting | Election Day |
|--------------------------|-------|---------|--|----------|--------------|--------------|
| REP Debra Lehrmann | 1,230 | 73.74% | | 55 | 840 | 335 |
| DEM Erin A. Nowell | 413 | 24.76% | | 45 | 253 | 115 |
| LIB Thomas Edward Oxford | 25 | 1.50% | | 0 | 9 | 16 |
| Total Votes Cast | 1,668 | 100.00% | | 100 | 1,102 | 466 |
| Overvotes | 0 | | | 0 | 0 | 0 |
| Undervotes | 33 | | | 3 | 20 | 10 |

Justice, Supreme Ct. PI. 5

Vote For 1

| | TOTAL | VOTE % | | Absentee | Early Voting | Election Day |
|--------------------|-------|---------|--|----------|--------------|--------------|
| REP Rebeca Huddle | 1,237 | 74.38% | | 56 | 837 | 344 |
| DEM Amanda Reichel | 426 | 25.62% | | 44 | 264 | 118 |
| Total Votes Cast | 1,663 | 100.00% | | 100 | 1,101 | 462 |
| Overvotes | 0 | | | 0 | 0 | 0 |
| Undervotes | 38 | | | 3 | 21 | 14 |

Justice, Supreme Ct. PI. 9

Vote For 1




| | TOTAL | VOTE % | | Absentee | Early Voting | Election Day |
|---------------------|-------|---------|--|----------|--------------|--------------|
| REP Evan Young | 1,231 | 74.02% | | 55 | 834 | 342 |
| DEM Julia Maldonado | 432 | 25.98% | | 45 | 266 | 121 |
| Total Votes Cast | 1,663 | 100.00% | | 100 | 1,100 | 463 |
| Overvotes | 0 | | | 0 | 0 | 0 |
| Undervotes | 38 | | | 3 | 22 | 13 |

November 8, 2022

Smith County




Precinct 0054**Judge, Ct of Crim. Appeals, PI 5**

Vote For 1

| | TOTAL | VOTE % | | Absentee | Early Voting | Election Day |
|------------------|-------|---------|-----------------------------------------------------------------------------------|----------|--------------|--------------|
| REP Scott Walker | 1,229 | 74.08% |  | 51 | 836 | 342 |
| DEM Dana Huffman | 430 | 25.92% |  | 45 | 265 | 120 |
| Total Votes Cast | 1,659 | 100.00% |  | 96 | 1,101 | 462 |
| Overvotes | 0 | | | 0 | 0 | 0 |
| Undervotes | 42 | | | 7 | 21 | 14 |




Judge, Ct of Crim. Appeals, PI 6

Vote For 1

| | TOTAL | VOTE % | | Absentee | Early Voting | Election Day |
|---------------------------|-------|---------|-----------------------------------------------------------------------------------|----------|--------------|--------------|
| REP Jesse F. McClure, III | 1,228 | 74.15% |  | 53 | 832 | 343 |
| DEM Robert Johnson | 428 | 25.85% |  | 45 | 265 | 118 |
| Total Votes Cast | 1,656 | 100.00% |  | 98 | 1,097 | 461 |
| Overvotes | 0 | | | 0 | 0 | 0 |
| Undervotes | 45 | | | 5 | 25 | 15 |




State Representative, District 6

Vote For 1

| | TOTAL | VOTE % | | Absentee | Early Voting | Election Day |
|-------------------|-------|---------|-------------------------------------------------------------------------------------|----------|--------------|--------------|
| REP Matt Schaefer | 1,230 | 74.14% |  | 49 | 839 | 342 |
| DEM Cody J. Grace | 429 | 25.86% |  | 44 | 262 | 123 |
| Total Votes Cast | 1,659 | 100.00% |  | 93 | 1,101 | 465 |
| Overvotes | 0 | | | 0 | 0 | 0 |
| Undervotes | 42 | | | 10 | 21 | 11 |

Smith Prop A

Vote For 1

| | TOTAL | VOTE % | | Absentee | Early Voting | Election Day |
|------------------|-------|---------|-------------------------------------------------------------------------------------|----------|--------------|--------------|
| FOR | 1,007 | 60.92% |  | 54 | 687 | 266 |
| AGAINST | 646 | 39.08% |  | 38 | 410 | 198 |
| Total Votes Cast | 1,653 | 100.00% |  | 92 | 1,097 | 464 |
| Overvotes | 0 | | | 0 | 0 | 0 |
| Undervotes | 48 | | | 11 | 25 | 12 |

November 8, 2022

Smith County

Precinct 0055

Statistics

| | TOTAL | Absentee | Early Voting | Election Day |
|---------------------------|--------|----------|--------------|--------------|
| Registered Voters - Total | 2,208 | | | |
| Ballots Cast - Total | 778 | 28 | 454 | 296 |
| Ballots Cast - Blank | 0 | 0 | 0 | 0 |
| Voter Turnout - Total | 35.24% | | | |

US Representative, Dist 1

Vote For 1

| | TOTAL | VOTE % | Absentee | Early Voting | Election Day |
|-------------------------|-------|---------|----------|--------------|--------------|
| REP Nathaniel Moran | 432 | 56.25% | 11 | 251 | 170 |
| DEM Jrmr (JJ) Jefferson | 336 | 43.75% | 14 | 199 | 123 |
| Total Votes Cast | 768 | 100.00% | 25 | 450 | 293 |
| Overvotes | 0 | | 0 | 0 | 0 |
| Undervotes | 10 | | 3 | 4 | 3 |

Governor

Vote For 1

| | TOTAL | VOTE % | Absentee | Early Voting | Election Day |
|--------------------------------|-------|---------|----------|--------------|--------------|
| REP Greg Abbott | 435 | 55.98% | 12 | 253 | 170 |
| DEM Beto O'Rourke | 333 | 42.86% | 16 | 198 | 119 |
| LIB Mark Tippetts | 7 | 0.90% | 0 | 1 | 6 |
| GRN Delilah Barrios | 2 | 0.26% | 0 | 1 | 1 |
| Write-In Totals | 0 | 0.00% | 0 | 0 | 0 |
| Write-In: Jacqueline Abernathy | 0 | 0.00% | 0 | 0 | 0 |
| Write-In: Mark V Goloby | 0 | 0.00% | 0 | 0 | 0 |
| Write-In: Uncertified | 0 | 0.00% | 0 | 0 | 0 |
| Not Assigned | 0 | 0.00% | 0 | 0 | 0 |
| Total Votes Cast | 777 | 100.00% | 28 | 453 | 296 |
| Overvotes | 0 | | 0 | 0 | 0 |
| Undervotes | 1 | | 0 | 1 | 0 |

Lieutenant Governor

Vote For 1

| | TOTAL | VOTE % | Absentee | Early Voting | Election Day |
|-------------------|-------|---------|----------|--------------|--------------|
| REP Dan Patrick | 422 | 54.66% | 12 | 243 | 167 |
| DEM Mike Collier | 324 | 41.97% | 15 | 199 | 110 |
| LIB Shanna Steele | 26 | 3.37% | 0 | 11 | 15 |
| Total Votes Cast | 772 | 100.00% | 27 | 453 | 292 |
| Overvotes | 0 | | 0 | 0 | 0 |
| Undervotes | 6 | | 1 | 1 | 4 |

November 8, 2022

Smith County

Precinct 0055**Attorney General**

Vote For 1

| | TOTAL | VOTE % | | Absentee | Early Voting | Election Day |
|-----------------------------|-------|---------|------------------------------------------------------------------------|----------|--------------|--------------|
| REP Ken Paxton | 416 | 53.75% | <div style="width: 53.75%;"><div style="width: 53.75%;"></div></div> | 12 | 239 | 165 |
| DEM Rochelle Mercedes Garza | 333 | 43.02% | <div style="width: 43.02%;"><div style="width: 43.02%;"></div></div> | 16 | 200 | 117 |
| LIB Mark Ash | 25 | 3.23% | <div style="width: 3.23%;"><div style="width: 3.23%;"></div></div> | 0 | 14 | 11 |
| Total Votes Cast | 774 | 100.00% | <div style="width: 100.00%;"><div style="width: 100.00%;"></div></div> | 28 | 453 | 293 |
| Overvotes | 0 | | | 0 | 0 | 0 |
| Undervotes | 4 | | | 0 | 1 | 3 |

Comptroller of Public Accounts

Vote For 1

| | TOTAL | VOTE % | | Absentee | Early Voting | Election Day |
|--------------------------------|-------|---------|------------------------------------------------------------------------|----------|--------------|--------------|
| REP Glenn Hegar | 426 | 55.61% | <div style="width: 55.61%;"><div style="width: 55.61%;"></div></div> | 12 | 245 | 169 |
| DEM Janet T. Dudding | 323 | 42.17% | <div style="width: 42.17%;"><div style="width: 42.17%;"></div></div> | 15 | 196 | 112 |
| LIB V. Alonzo Echevarria-Garza | 17 | 2.22% | <div style="width: 2.22%;"><div style="width: 2.22%;"></div></div> | 1 | 5 | 11 |
| Total Votes Cast | 766 | 100.00% | <div style="width: 100.00%;"><div style="width: 100.00%;"></div></div> | 28 | 446 | 292 |
| Overvotes | 0 | | | 0 | 0 | 0 |
| Undervotes | 12 | | | 0 | 8 | 4 |

Comm. General Land Office

Vote For 1

| | TOTAL | VOTE % | | Absentee | Early Voting | Election Day |
|--------------------------------|-------|---------|------------------------------------------------------------------------|----------|--------------|--------------|
| REP Dawn Buckingham | 424 | 55.21% | <div style="width: 55.21%;"><div style="width: 55.21%;"></div></div> | 12 | 245 | 167 |
| DEM Jay Kleberg | 332 | 43.23% | <div style="width: 43.23%;"><div style="width: 43.23%;"></div></div> | 16 | 199 | 117 |
| GRN Alfred Molison, Jr. | 12 | 1.56% | <div style="width: 1.56%;"><div style="width: 1.56%;"></div></div> | 0 | 5 | 7 |
| Write-In Totals | 0 | 0.00% | <div style="width: 0.00%;"><div style="width: 0.00%;"></div></div> | 0 | 0 | 0 |
| Write-In: Carrie Evelyn Menger | 0 | 0.00% | <div style="width: 0.00%;"><div style="width: 0.00%;"></div></div> | 0 | 0 | 0 |
| Write-In: Uncertified | 0 | 0.00% | <div style="width: 0.00%;"><div style="width: 0.00%;"></div></div> | 0 | 0 | 0 |
| Not Assigned | 0 | 0.00% | <div style="width: 0.00%;"><div style="width: 0.00%;"></div></div> | 0 | 0 | 0 |
| Total Votes Cast | 768 | 100.00% | <div style="width: 100.00%;"><div style="width: 100.00%;"></div></div> | 28 | 449 | 291 |
| Overvotes | 0 | | | 0 | 0 | 0 |
| Undervotes | 10 | | | 0 | 5 | 5 |

Commissioner of Agriculture

Vote For 1

| | TOTAL | VOTE % | | Absentee | Early Voting | Election Day |
|------------------|-------|---------|------------------------------------------------------------------------|----------|--------------|--------------|
| REP Sid Miller | 429 | 56.30% | <div style="width: 56.30%;"><div style="width: 56.30%;"></div></div> | 12 | 249 | 168 |
| DEM Susan Hays | 333 | 43.70% | <div style="width: 43.70%;"><div style="width: 43.70%;"></div></div> | 16 | 201 | 116 |
| Total Votes Cast | 762 | 100.00% | <div style="width: 100.00%;"><div style="width: 100.00%;"></div></div> | 28 | 450 | 284 |
| Overvotes | 0 | | | 0 | 0 | 0 |
| Undervotes | 16 | | | 0 | 4 | 12 |

November 8, 2022

Smith County

Precinct 0055**Railroad Commissioner**

Vote For 1

| | TOTAL | VOTE % | | Absentee | Early Voting | Election Day |
|-----------------------|-------|---------|------------------------------------------------------------------------|----------|--------------|--------------|
| REP Wayne Christian | 424 | 55.42% | <div style="width: 55.42%;"><div style="width: 55.42%;"></div></div> | 11 | 247 | 166 |
| DEM Luke Warford | 317 | 41.44% | <div style="width: 41.44%;"><div style="width: 41.44%;"></div></div> | 15 | 191 | 111 |
| LIB Jaime Andres Diez | 17 | 2.22% | <div style="width: 2.22%;"><div style="width: 2.22%;"></div></div> | 2 | 6 | 9 |
| GRN Hunter Wayne Crow | 7 | 0.92% | <div style="width: 0.92%;"><div style="width: 0.92%;"></div></div> | 0 | 5 | 2 |
| Total Votes Cast | 765 | 100.00% | <div style="width: 100.00%;"><div style="width: 100.00%;"></div></div> | 28 | 449 | 288 |
| Overvotes | 0 | | | 0 | 0 | 0 |
| Undervotes | 13 | | | 0 | 5 | 8 |

Justice, Supreme Ct. PI. 3

Vote For 1

| | TOTAL | VOTE % | | Absentee | Early Voting | Election Day |
|--------------------------|-------|---------|------------------------------------------------------------------------|----------|--------------|--------------|
| REP Debra Lehrmann | 423 | 55.29% | <div style="width: 55.29%;"><div style="width: 55.29%;"></div></div> | 12 | 245 | 166 |
| DEM Erin A. Nowell | 325 | 42.48% | <div style="width: 42.48%;"><div style="width: 42.48%;"></div></div> | 15 | 196 | 114 |
| LIB Thomas Edward Oxford | 17 | 2.22% | <div style="width: 2.22%;"><div style="width: 2.22%;"></div></div> | 1 | 6 | 10 |
| Total Votes Cast | 765 | 100.00% | <div style="width: 100.00%;"><div style="width: 100.00%;"></div></div> | 28 | 447 | 290 |
| Overvotes | 0 | | | 0 | 0 | 0 |
| Undervotes | 13 | | | 0 | 7 | 6 |

Justice, Supreme Ct. PI. 5

Vote For 1

| | TOTAL | VOTE % | | Absentee | Early Voting | Election Day |
|--------------------|-------|---------|------------------------------------------------------------------------|----------|--------------|--------------|
| REP Rebeca Huddle | 428 | 55.87% | <div style="width: 55.87%;"><div style="width: 55.87%;"></div></div> | 12 | 249 | 167 |
| DEM Amanda Reichel | 338 | 44.13% | <div style="width: 44.13%;"><div style="width: 44.13%;"></div></div> | 16 | 200 | 122 |
| Total Votes Cast | 766 | 100.00% | <div style="width: 100.00%;"><div style="width: 100.00%;"></div></div> | 28 | 449 | 289 |
| Overvotes | 0 | | | 0 | 0 | 0 |
| Undervotes | 12 | | | 0 | 5 | 7 |

Justice, Supreme Ct. PI. 9

Vote For 1

| | TOTAL | VOTE % | | Absentee | Early Voting | Election Day |
|---------------------|-------|---------|------------------------------------------------------------------------|----------|--------------|--------------|
| REP Evan Young | 432 | 56.77% | <div style="width: 56.77%;"><div style="width: 56.77%;"></div></div> | 12 | 253 | 167 |
| DEM Julia Maldonado | 329 | 43.23% | <div style="width: 43.23%;"><div style="width: 43.23%;"></div></div> | 16 | 193 | 120 |
| Total Votes Cast | 761 | 100.00% | <div style="width: 100.00%;"><div style="width: 100.00%;"></div></div> | 28 | 446 | 287 |
| Overvotes | 0 | | | 0 | 0 | 0 |
| Undervotes | 17 | | | 0 | 8 | 9 |

November 8, 2022

Smith County

Precinct 0055**Judge, Ct of Crim. Appeals, PI 5**

Vote For 1

| | TOTAL | VOTE % | | Absentee | Early Voting | Election Day |
|------------------|-------|---------|------------------------------------------------------------------------|----------|--------------|--------------|
| REP Scott Walker | 426 | 55.91% | <div style="width: 55.91%;"><div style="width: 55.91%;"></div></div> | 11 | 250 | 165 |
| DEM Dana Huffman | 336 | 44.09% | <div style="width: 44.09%;"><div style="width: 44.09%;"></div></div> | 16 | 199 | 121 |
| Total Votes Cast | 762 | 100.00% | <div style="width: 100.00%;"><div style="width: 100.00%;"></div></div> | 27 | 449 | 286 |
| Overvotes | 0 | | | 0 | 0 | 0 |
| Undervotes | 16 | | | 1 | 5 | 10 |

Judge, Ct of Crim. Appeals, PI 6

Vote For 1

| | TOTAL | VOTE % | | Absentee | Early Voting | Election Day |
|---------------------------|-------|---------|------------------------------------------------------------------------|----------|--------------|--------------|
| REP Jesse F. McClure, III | 432 | 56.69% | <div style="width: 56.69%;"><div style="width: 56.69%;"></div></div> | 12 | 253 | 167 |
| DEM Robert Johnson | 330 | 43.31% | <div style="width: 43.31%;"><div style="width: 43.31%;"></div></div> | 16 | 195 | 119 |
| Total Votes Cast | 762 | 100.00% | <div style="width: 100.00%;"><div style="width: 100.00%;"></div></div> | 28 | 448 | 286 |
| Overvotes | 0 | | | 0 | 0 | 0 |
| Undervotes | 16 | | | 0 | 6 | 10 |

State Representative, District 6

Vote For 1

| | TOTAL | VOTE % | | Absentee | Early Voting | Election Day |
|-------------------|-------|---------|------------------------------------------------------------------------|----------|--------------|--------------|
| REP Matt Schaefer | 438 | 57.33% | <div style="width: 57.33%;"><div style="width: 57.33%;"></div></div> | 11 | 252 | 175 |
| DEM Cody J. Grace | 326 | 42.67% | <div style="width: 42.67%;"><div style="width: 42.67%;"></div></div> | 14 | 197 | 115 |
| Total Votes Cast | 764 | 100.00% | <div style="width: 100.00%;"><div style="width: 100.00%;"></div></div> | 25 | 449 | 290 |
| Overvotes | 0 | | | 0 | 0 | 0 |
| Undervotes | 14 | | | 3 | 5 | 6 |

Justice of the Peace, Pct. 3

Vote For 1

| | TOTAL | VOTE % | | Absentee | Early Voting | Election Day |
|------------------------|-------|---------|------------------------------------------------------------------------|----------|--------------|--------------|
| REP James L. Meredith | 432 | 56.77% | <div style="width: 56.77%;"><div style="width: 56.77%;"></div></div> | 10 | 250 | 172 |
| DEM Dustin G. Stephens | 329 | 43.23% | <div style="width: 43.23%;"><div style="width: 43.23%;"></div></div> | 14 | 198 | 117 |
| Total Votes Cast | 761 | 100.00% | <div style="width: 100.00%;"><div style="width: 100.00%;"></div></div> | 24 | 448 | 289 |
| Overvotes | 0 | | | 0 | 0 | 0 |
| Undervotes | 17 | | | 4 | 6 | 7 |

Smith Prop A

Vote For 1

| | TOTAL | VOTE % | | Absentee | Early Voting | Election Day |
|------------------|-------|---------|------------------------------------------------------------------------|----------|--------------|--------------|
| FOR | 386 | 50.92% | <div style="width: 50.92%;"><div style="width: 50.92%;"></div></div> | 11 | 244 | 131 |
| AGAINST | 372 | 49.08% | <div style="width: 49.08%;"><div style="width: 49.08%;"></div></div> | 12 | 203 | 157 |
| Total Votes Cast | 758 | 100.00% | <div style="width: 100.00%;"><div style="width: 100.00%;"></div></div> | 23 | 447 | 288 |
| Overvotes | 0 | | | 0 | 0 | 0 |
| Undervotes | 20 | | | 5 | 7 | 8 |

November 8, 2022




Smith County

Precinct 0056**Statistics**

| | TOTAL | Absentee | Early Voting | Election Day |
|---------------------------|--------|----------|--------------|--------------|
| Registered Voters - Total | 3,552 | | | |
| Ballots Cast - Total | 1,902 | 79 | 1,259 | 564 |
| Ballots Cast - Blank | 0 | 0 | 0 | 0 |
| Voter Turnout - Total | 53.55% | | | |











US Representative, Dist 1

Vote For 1

| | TOTAL | VOTE % | | Absentee | Early Voting | Election Day |
|--------------------------|-------|---------|-----------------------------------------------------------------------------------|----------|--------------|--------------|
| REP Nathaniel Moran | 1,463 | 77.61% |  | 48 | 987 | 428 |
| DEM Jrmar (JJ) Jefferson | 422 | 22.39% |  | 27 | 264 | 131 |
| Total Votes Cast | 1,885 | 100.00% |  | 75 | 1,251 | 559 |
| Overvotes | 0 | | | 0 | 0 | 0 |
| Undervotes | 17 | | | 4 | 8 | 5 |





Governor

Vote For 1

| | TOTAL | VOTE % | | Absentee | Early Voting | Election Day |
|--------------------------------|-------|---------|-------------------------------------------------------------------------------------|----------|--------------|--------------|
| REP Greg Abbott | 1,426 | 75.21% |  | 47 | 965 | 414 |
| DEM Beto O'Rourke | 447 | 23.58% |  | 28 | 282 | 137 |
| LIB Mark Tippetts | 17 | 0.90% |  | 1 | 7 | 9 |
| GRN Delilah Barrios | 1 | 0.05% |  | 0 | 0 | 1 |
| Write-In Totals | 5 | 0.26% |  | 1 | 1 | 3 |
| Write-In: Jacqueline Abernathy | 4 | 0.21% |  | 0 | 1 | 3 |
| Write-In: Uncertified | 1 | 0.05% |  | 1 | 0 | 0 |
| Write-In: Mark V Goloby | 0 | 0.00% |  | 0 | 0 | 0 |
| Not Assigned | 0 | 0.00% |  | 0 | 0 | 0 |
| Total Votes Cast | 1,896 | 100.00% |  | 77 | 1,255 | 564 |
| Overvotes | 2 | | | 2 | 0 | 0 |
| Undervotes | 4 | | | 0 | 4 | 0 |

Lieutenant Governor

Vote For 1

| | TOTAL | VOTE % | | Absentee | Early Voting | Election Day |
|-------------------|-------|---------|-------------------------------------------------------------------------------------|----------|--------------|--------------|
| REP Dan Patrick | 1,392 | 73.85% |  | 48 | 934 | 410 |
| DEM Mike Collier | 441 | 23.40% |  | 30 | 283 | 128 |
| LIB Shanna Steele | 52 | 2.76% |  | 1 | 28 | 23 |
| Total Votes Cast | 1,885 | 100.00% |  | 79 | 1,245 | 561 |
| Overvotes | 0 | | | 0 | 0 | 0 |
| Undervotes | 17 | | | 0 | 14 | 3 |

November 8, 2022

Smith County

Precinct 0056**Attorney General**

Vote For 1

| | TOTAL | VOTE % | | Absentee | Early Voting | Election Day |
|-----------------------------|-------|---------|------------------------------------------------|----------|--------------|--------------|
| REP Ken Paxton | 1,369 | 72.97% | <div><div style="width: 72.97%;"></div></div> | 47 | 923 | 399 |
| DEM Rochelle Mercedes Garza | 458 | 24.41% | <div><div style="width: 24.41%;"></div></div> | 31 | 291 | 136 |
| LIB Mark Ash | 49 | 2.61% | <div><div style="width: 2.61%;"></div></div> | 1 | 27 | 21 |
| Total Votes Cast | 1,876 | 100.00% | <div><div style="width: 100.00%;"></div></div> | 79 | 1,241 | 556 |
| Overvotes | 0 | | | 0 | 0 | 0 |
| Undervotes | 26 | | | 0 | 18 | 8 |

Comptroller of Public Accounts

Vote For 1

| | TOTAL | VOTE % | | Absentee | Early Voting | Election Day |
|--------------------------------|-------|---------|------------------------------------------------|----------|--------------|--------------|
| REP Glenn Hegar | 1,431 | 76.28% | <div><div style="width: 76.28%;"></div></div> | 49 | 969 | 413 |
| DEM Janet T. Dudding | 408 | 21.75% | <div><div style="width: 21.75%;"></div></div> | 27 | 256 | 125 |
| LIB V. Alonzo Echevarria-Garza | 37 | 1.97% | <div><div style="width: 1.97%;"></div></div> | 0 | 18 | 19 |
| Total Votes Cast | 1,876 | 100.00% | <div><div style="width: 100.00%;"></div></div> | 76 | 1,243 | 557 |
| Overvotes | 0 | | | 0 | 0 | 0 |
| Undervotes | 26 | | | 3 | 16 | 7 |

Comm. General Land Office

Vote For 1

| | TOTAL | VOTE % | | Absentee | Early Voting | Election Day |
|--------------------------------|-------|---------|------------------------------------------------|----------|--------------|--------------|
| REP Dawn Buckingham | 1,402 | 75.21% | <div><div style="width: 75.21%;"></div></div> | 46 | 944 | 412 |
| DEM Jay Kleberg | 443 | 23.77% | <div><div style="width: 23.77%;"></div></div> | 28 | 280 | 135 |
| GRN Alfred Molison, Jr. | 19 | 1.02% | <div><div style="width: 1.02%;"></div></div> | 1 | 9 | 9 |
| Write-In Totals | 0 | 0.00% | <div><div style="width: 0.00%;"></div></div> | 0 | 0 | 0 |
| Write-In: Carrie Evelyn Menger | 0 | 0.00% | <div><div style="width: 0.00%;"></div></div> | 0 | 0 | 0 |
| Write-In: Uncertified | 0 | 0.00% | <div><div style="width: 0.00%;"></div></div> | 0 | 0 | 0 |
| Not Assigned | 0 | 0.00% | <div><div style="width: 0.00%;"></div></div> | 0 | 0 | 0 |
| Total Votes Cast | 1,864 | 100.00% | <div><div style="width: 100.00%;"></div></div> | 75 | 1,233 | 556 |
| Overvotes | 0 | | | 0 | 0 | 0 |
| Undervotes | 38 | | | 4 | 26 | 8 |

Commissioner of Agriculture

Vote For 1






| | TOTAL | VOTE % | | Absentee | Early Voting | Election Day |
|------------------|-------|---------|------------------------------------------------|----------|--------------|--------------|
| REP Sid Miller | 1,419 | 76.29% | <div><div style="width: 76.29%;"></div></div> | 49 | 954 | 416 |
| DEM Susan Hays | 441 | 23.71% | <div><div style="width: 23.71%;"></div></div> | 29 | 277 | 135 |
| Total Votes Cast | 1,860 | 100.00% | <div><div style="width: 100.00%;"></div></div> | 78 | 1,231 | 551 |
| Overvotes | 0 | | | 0 | 0 | 0 |
| Undervotes | 42 | | | 1 | 28 | 13 |

November 8, 2022

Smith County





Precinct 0056**Railroad Commissioner**

Vote For 1

| | TOTAL | VOTE % | | Absentee | Early Voting | Election Day |
|-----------------------|-------|---------|-----------------------------------------------------------------------------------|----------|--------------|--------------|
| REP Wayne Christian | 1,399 | 75.17% |  | 47 | 946 | 406 |
| DEM Luke Warford | 405 | 21.76% |  | 27 | 258 | 120 |
| LIB Jaime Andres Diez | 47 | 2.53% |  | 1 | 25 | 21 |
| GRN Hunter Wayne Crow | 10 | 0.54% |  | 1 | 6 | 3 |
| Total Votes Cast | 1,861 | 100.00% |  | 76 | 1,235 | 550 |
| Overvotes | 0 | | | 0 | 0 | 0 |
| Undervotes | 41 | | | 3 | 24 | 14 |




Justice, Supreme Ct. PI. 3

Vote For 1

| | TOTAL | VOTE % | | Absentee | Early Voting | Election Day |
|--------------------------|-------|---------|-----------------------------------------------------------------------------------|----------|--------------|--------------|
| REP Debra Lehrmann | 1,413 | 75.40% |  | 51 | 953 | 409 |
| DEM Erin A. Nowell | 427 | 22.79% |  | 26 | 270 | 131 |
| LIB Thomas Edward Oxford | 34 | 1.81% |  | 0 | 16 | 18 |
| Total Votes Cast | 1,874 | 100.00% |  | 77 | 1,239 | 558 |
| Overvotes | 0 | | | 0 | 0 | 0 |
| Undervotes | 28 | | | 2 | 20 | 6 |




Justice, Supreme Ct. PI. 5

Vote For 1

| | TOTAL | VOTE % | | Absentee | Early Voting | Election Day |
|--------------------|-------|---------|-------------------------------------------------------------------------------------|----------|--------------|--------------|
| REP Rebeca Huddle | 1,436 | 77.00% |  | 51 | 960 | 425 |
| DEM Amanda Reichel | 429 | 23.00% |  | 26 | 275 | 128 |
| Total Votes Cast | 1,865 | 100.00% |  | 77 | 1,235 | 553 |
| Overvotes | 0 | | | 0 | 0 | 0 |
| Undervotes | 37 | | | 2 | 24 | 11 |

Justice, Supreme Ct. PI. 9

Vote For 1




| | TOTAL | VOTE % | | Absentee | Early Voting | Election Day |
|---------------------|-------|---------|-------------------------------------------------------------------------------------|----------|--------------|--------------|
| REP Evan Young | 1,423 | 76.55% |  | 49 | 960 | 414 |
| DEM Julia Maldonado | 436 | 23.45% |  | 27 | 273 | 136 |
| Total Votes Cast | 1,859 | 100.00% |  | 76 | 1,233 | 550 |
| Overvotes | 0 | | | 0 | 0 | 0 |
| Undervotes | 43 | | | 3 | 26 | 14 |

November 8, 2022

Smith County




Precinct 0056**Judge, Ct of Crim. Appeals, PI 5**

Vote For 1

| | TOTAL | VOTE % | | Absentee | Early Voting | Election Day |
|------------------|-------|---------|-----------------------------------------------------------------------------------|----------|--------------|--------------|
| REP Scott Walker | 1,423 | 76.46% |  | 49 | 961 | 413 |
| DEM Dana Huffman | 438 | 23.54% |  | 26 | 274 | 138 |
| Total Votes Cast | 1,861 | 100.00% |  | 75 | 1,235 | 551 |
| Overvotes | 0 | | | 0 | 0 | 0 |
| Undervotes | 41 | | | 4 | 24 | 13 |




Judge, Ct of Crim. Appeals, PI 6

Vote For 1

| | TOTAL | VOTE % | | Absentee | Early Voting | Election Day |
|---------------------------|-------|---------|-----------------------------------------------------------------------------------|----------|--------------|--------------|
| REP Jesse F. McClure, III | 1,432 | 77.24% |  | 50 | 961 | 421 |
| DEM Robert Johnson | 422 | 22.76% |  | 26 | 270 | 126 |
| Total Votes Cast | 1,854 | 100.00% |  | 76 | 1,231 | 547 |
| Overvotes | 0 | | | 0 | 0 | 0 |
| Undervotes | 48 | | | 3 | 28 | 17 |




State Representative, District 6

Vote For 1

| | TOTAL | VOTE % | | Absentee | Early Voting | Election Day |
|-------------------|-------|---------|-------------------------------------------------------------------------------------|----------|--------------|--------------|
| REP Matt Schaefer | 1,423 | 76.18% |  | 46 | 959 | 418 |
| DEM Cody J. Grace | 445 | 23.82% |  | 25 | 281 | 139 |
| Total Votes Cast | 1,868 | 100.00% |  | 71 | 1,240 | 557 |
| Overvotes | 0 | | | 0 | 0 | 0 |
| Undervotes | 34 | | | 8 | 19 | 7 |




Justice of the Peace, Pct. 3

Vote For 1

| | TOTAL | VOTE % | | Absentee | Early Voting | Election Day |
|------------------------|-------|---------|-------------------------------------------------------------------------------------|----------|--------------|--------------|
| REP James L. Meredith | 1,433 | 77.29% |  | 48 | 970 | 415 |
| DEM Dustin G. Stephens | 421 | 22.71% |  | 22 | 267 | 132 |
| Total Votes Cast | 1,854 | 100.00% |  | 70 | 1,237 | 547 |
| Overvotes | 0 | | | 0 | 0 | 0 |
| Undervotes | 48 | | | 9 | 22 | 17 |

Smith Prop A

Vote For 1

| | TOTAL | VOTE % | | Absentee | Early Voting | Election Day |
|------------------|-------|---------|-------------------------------------------------------------------------------------|----------|--------------|--------------|
| FOR | 1,101 | 59.55% |  | 46 | 760 | 295 |
| AGAINST | 748 | 40.45% |  | 23 | 475 | 250 |
| Total Votes Cast | 1,849 | 100.00% |  | 69 | 1,235 | 545 |
| Overvotes | 0 | | | 0 | 0 | 0 |
| Undervotes | 53 | | | 10 | 24 | 19 |

November 8, 2022




Smith County

Precinct 0057**Statistics**

| | TOTAL | Absentee | Early Voting | Election Day |
|---------------------------|--------|----------|--------------|--------------|
| Registered Voters - Total | 832 | | | |
| Ballots Cast - Total | 482 | 82 | 310 | 90 |
| Ballots Cast - Blank | 0 | 0 | 0 | 0 |
| Voter Turnout - Total | 57.93% | | | |











US Representative, Dist 1

Vote For 1

| | TOTAL | VOTE % | | Absentee | Early Voting | Election Day |
|--------------------------|-------|---------|-----------------------------------------------------------------------------------|----------|--------------|--------------|
| REP Nathaniel Moran | 381 | 80.72% |  | 60 | 255 | 66 |
| DEM Jrmar (JJ) Jefferson | 91 | 19.28% |  | 18 | 50 | 23 |
| Total Votes Cast | 472 | 100.00% |  | 78 | 305 | 89 |
| Overvotes | 0 | | | 0 | 0 | 0 |
| Undervotes | 10 | | | 4 | 5 | 1 |





Governor

Vote For 1

| | TOTAL | VOTE % | | Absentee | Early Voting | Election Day |
|--------------------------------|-------|---------|-------------------------------------------------------------------------------------|----------|--------------|--------------|
| REP Greg Abbott | 385 | 80.21% |  | 63 | 256 | 66 |
| DEM Beto O'Rourke | 95 | 19.79% |  | 19 | 52 | 24 |
| LIB Mark Tippetts | 0 | 0.00% |  | 0 | 0 | 0 |
| GRN Delilah Barrios | 0 | 0.00% |  | 0 | 0 | 0 |
| Write-In Totals | 0 | 0.00% |  | 0 | 0 | 0 |
| Write-In: Jacqueline Abernathy | 0 | 0.00% |  | 0 | 0 | 0 |
| Write-In: Mark V Goloby | 0 | 0.00% |  | 0 | 0 | 0 |
| Write-In: Uncertified | 0 | 0.00% |  | 0 | 0 | 0 |
| Not Assigned | 0 | 0.00% |  | 0 | 0 | 0 |
| Total Votes Cast | 480 | 100.00% |  | 82 | 308 | 90 |
| Overvotes | 0 | | | 0 | 0 | 0 |
| Undervotes | 2 | | | 0 | 2 | 0 |

Lieutenant Governor

Vote For 1

| | TOTAL | VOTE % | | Absentee | Early Voting | Election Day |
|-------------------|-------|---------|-------------------------------------------------------------------------------------|----------|--------------|--------------|
| REP Dan Patrick | 377 | 79.37% |  | 62 | 250 | 65 |
| DEM Mike Collier | 90 | 18.95% |  | 20 | 49 | 21 |
| LIB Shanna Steele | 8 | 1.68% |  | 0 | 5 | 3 |
| Total Votes Cast | 475 | 100.00% |  | 82 | 304 | 89 |
| Overvotes | 0 | | | 0 | 0 | 0 |
| Undervotes | 7 | | | 0 | 6 | 1 |

November 8, 2022

Smith County

Precinct 0057**Attorney General**

Vote For 1

| | TOTAL | VOTE % | | Absentee | Early Voting | Election Day |
|-----------------------------|-------|---------|----------------------------------------------------------------------|----------|--------------|--------------|
| REP Ken Paxton | 365 | 77.00% | <div style="width: 77%;"><div style="width: 77%;"></div></div> | 59 | 240 | 66 |
| DEM Rochelle Mercedes Garza | 99 | 20.89% | <div style="width: 20.89%;"><div style="width: 20.89%;"></div></div> | 19 | 58 | 22 |
| LIB Mark Ash | 10 | 2.11% | <div style="width: 2.11%;"><div style="width: 2.11%;"></div></div> | 1 | 8 | 1 |
| Total Votes Cast | 474 | 100.00% | <div style="width: 100%;"><div style="width: 100%;"></div></div> | 79 | 306 | 89 |
| Overvotes | 0 | | | 0 | 0 | 0 |
| Undervotes | 8 | | | 3 | 4 | 1 |

Comptroller of Public Accounts

Vote For 1

| | TOTAL | VOTE % | | Absentee | Early Voting | Election Day |
|--------------------------------|-------|---------|----------------------------------------------------------------------|----------|--------------|--------------|
| REP Glenn Hegar | 374 | 79.41% | <div style="width: 79.41%;"><div style="width: 79.41%;"></div></div> | 59 | 252 | 63 |
| DEM Janet T. Dudding | 93 | 19.75% | <div style="width: 19.75%;"><div style="width: 19.75%;"></div></div> | 19 | 52 | 22 |
| LIB V. Alonzo Echevarria-Garza | 4 | 0.85% | <div style="width: 0.85%;"><div style="width: 0.85%;"></div></div> | 0 | 2 | 2 |
| Total Votes Cast | 471 | 100.00% | <div style="width: 100%;"><div style="width: 100%;"></div></div> | 78 | 306 | 87 |
| Overvotes | 0 | | | 0 | 0 | 0 |
| Undervotes | 11 | | | 4 | 4 | 3 |

Comm. General Land Office

Vote For 1

| | TOTAL | VOTE % | | Absentee | Early Voting | Election Day |
|--------------------------------|-------|---------|----------------------------------------------------------------------|----------|--------------|--------------|
| REP Dawn Buckingham | 371 | 79.27% | <div style="width: 79.27%;"><div style="width: 79.27%;"></div></div> | 58 | 247 | 66 |
| DEM Jay Kleberg | 93 | 19.87% | <div style="width: 19.87%;"><div style="width: 19.87%;"></div></div> | 19 | 53 | 21 |
| GRN Alfred Molison, Jr. | 4 | 0.85% | <div style="width: 0.85%;"><div style="width: 0.85%;"></div></div> | 0 | 4 | 0 |
| Write-In Totals | 0 | 0.00% | <div style="width: 0.00%;"><div style="width: 0.00%;"></div></div> | 0 | 0 | 0 |
| Write-In: Carrie Evelyn Menger | 0 | 0.00% | <div style="width: 0.00%;"><div style="width: 0.00%;"></div></div> | 0 | 0 | 0 |
| Write-In: Uncertified | 0 | 0.00% | <div style="width: 0.00%;"><div style="width: 0.00%;"></div></div> | 0 | 0 | 0 |
| Not Assigned | 0 | 0.00% | <div style="width: 0.00%;"><div style="width: 0.00%;"></div></div> | 0 | 0 | 0 |
| Total Votes Cast | 468 | 100.00% | <div style="width: 100%;"><div style="width: 100%;"></div></div> | 77 | 304 | 87 |
| Overvotes | 0 | | | 0 | 0 | 0 |
| Undervotes | 14 | | | 5 | 6 | 3 |

Commissioner of Agriculture

Vote For 1






| | TOTAL | VOTE % | | Absentee | Early Voting | Election Day |
|------------------|-------|---------|----------------------------------------------------------------------|----------|--------------|--------------|
| REP Sid Miller | 372 | 79.66% | <div style="width: 79.66%;"><div style="width: 79.66%;"></div></div> | 57 | 249 | 66 |
| DEM Susan Hays | 95 | 20.34% | <div style="width: 20.34%;"><div style="width: 20.34%;"></div></div> | 19 | 54 | 22 |
| Total Votes Cast | 467 | 100.00% | <div style="width: 100%;"><div style="width: 100%;"></div></div> | 76 | 303 | 88 |
| Overvotes | 0 | | | 0 | 0 | 0 |
| Undervotes | 15 | | | 6 | 7 | 2 |

November 8, 2022

Smith County





Precinct 0057**Railroad Commissioner**

Vote For 1

| | TOTAL | VOTE % | | Absentee | Early Voting | Election Day |
|-----------------------|-------|---------|-----------------------------------------------------------------------------------|----------|--------------|--------------|
| REP Wayne Christian | 375 | 79.79% |  | 62 | 250 | 63 |
| DEM Luke Warford | 90 | 19.15% |  | 19 | 48 | 23 |
| LIB Jaime Andres Diez | 5 | 1.06% |  | 0 | 4 | 1 |
| GRN Hunter Wayne Crow | 0 | 0.00% |  | 0 | 0 | 0 |
| Total Votes Cast | 470 | 100.00% |  | 81 | 302 | 87 |
| Overvotes | 0 | | | 0 | 0 | 0 |
| Undervotes | 12 | | | 1 | 8 | 3 |




Justice, Supreme Ct. PI. 3

Vote For 1

| | TOTAL | VOTE % | | Absentee | Early Voting | Election Day |
|--------------------------|-------|---------|-----------------------------------------------------------------------------------|----------|--------------|--------------|
| REP Debra Lehrmann | 372 | 79.66% |  | 60 | 249 | 63 |
| DEM Erin A. Nowell | 89 | 19.06% |  | 19 | 48 | 22 |
| LIB Thomas Edward Oxford | 6 | 1.28% |  | 0 | 4 | 2 |
| Total Votes Cast | 467 | 100.00% |  | 79 | 301 | 87 |
| Overvotes | 0 | | | 0 | 0 | 0 |
| Undervotes | 15 | | | 3 | 9 | 3 |




Justice, Supreme Ct. PI. 5

Vote For 1

| | TOTAL | VOTE % | | Absentee | Early Voting | Election Day |
|--------------------|-------|---------|-------------------------------------------------------------------------------------|----------|--------------|--------------|
| REP Rebeca Huddle | 375 | 79.96% |  | 60 | 249 | 66 |
| DEM Amanda Reichel | 94 | 20.04% |  | 19 | 53 | 22 |
| Total Votes Cast | 469 | 100.00% |  | 79 | 302 | 88 |
| Overvotes | 0 | | | 0 | 0 | 0 |
| Undervotes | 13 | | | 3 | 8 | 2 |

Justice, Supreme Ct. PI. 9

Vote For 1

| | TOTAL | VOTE % | | Absentee | Early Voting | Election Day |
|---------------------|-------|---------|-------------------------------------------------------------------------------------|----------|--------------|--------------|
| REP Evan Young | 371 | 79.96% |  | 59 | 246 | 66 |
| DEM Julia Maldonado | 93 | 20.04% |  | 19 | 53 | 21 |
| Total Votes Cast | 464 | 100.00% |  | 78 | 299 | 87 |
| Overvotes | 0 | | | 0 | 0 | 0 |
| Undervotes | 18 | | | 4 | 11 | 3 |

November 8, 2022

Smith County

Precinct 0057**Judge, Ct of Crim. Appeals, PI 5**

Vote For 1

| | TOTAL | VOTE % | | Absentee | Early Voting | Election Day |
|------------------|-------|---------|------------------------------------------------------------------------|----------|--------------|--------------|
| REP Scott Walker | 371 | 80.30% | <div style="width: 80.30%;"><div style="width: 80.30%;"></div></div> | 59 | 248 | 64 |
| DEM Dana Huffman | 91 | 19.70% | <div style="width: 19.70%;"><div style="width: 19.70%;"></div></div> | 19 | 49 | 23 |
| Total Votes Cast | 462 | 100.00% | <div style="width: 100.00%;"><div style="width: 100.00%;"></div></div> | 78 | 297 | 87 |
| Overvotes | 0 | | | 0 | 0 | 0 |
| Undervotes | 20 | | | 4 | 13 | 3 |

Judge, Ct of Crim. Appeals, PI 6

Vote For 1

| | TOTAL | VOTE % | | Absentee | Early Voting | Election Day |
|---------------------------|-------|---------|------------------------------------------------------------------------|----------|--------------|--------------|
| REP Jesse F. McClure, III | 379 | 81.33% | <div style="width: 81.33%;"><div style="width: 81.33%;"></div></div> | 59 | 254 | 66 |
| DEM Robert Johnson | 87 | 18.67% | <div style="width: 18.67%;"><div style="width: 18.67%;"></div></div> | 19 | 47 | 21 |
| Total Votes Cast | 466 | 100.00% | <div style="width: 100.00%;"><div style="width: 100.00%;"></div></div> | 78 | 301 | 87 |
| Overvotes | 0 | | | 0 | 0 | 0 |
| Undervotes | 16 | | | 4 | 9 | 3 |

State Representative, District 6

Vote For 1

| | TOTAL | VOTE % | | Absentee | Early Voting | Election Day |
|-------------------|-------|---------|------------------------------------------------------------------------|----------|--------------|--------------|
| REP Matt Schaefer | 379 | 80.81% | <div style="width: 80.81%;"><div style="width: 80.81%;"></div></div> | 59 | 253 | 67 |
| DEM Cody J. Grace | 90 | 19.19% | <div style="width: 19.19%;"><div style="width: 19.19%;"></div></div> | 18 | 51 | 21 |
| Total Votes Cast | 469 | 100.00% | <div style="width: 100.00%;"><div style="width: 100.00%;"></div></div> | 77 | 304 | 88 |
| Overvotes | 0 | | | 0 | 0 | 0 |
| Undervotes | 13 | | | 5 | 6 | 2 |

Justice of the Peace, Pct. 3

Vote For 1

| | TOTAL | VOTE % | | Absentee | Early Voting | Election Day |
|------------------------|-------|---------|------------------------------------------------------------------------|----------|--------------|--------------|
| REP James L. Meredith | 366 | 80.44% | <div style="width: 80.44%;"><div style="width: 80.44%;"></div></div> | 55 | 248 | 63 |
| DEM Dustin G. Stephens | 89 | 19.56% | <div style="width: 19.56%;"><div style="width: 19.56%;"></div></div> | 18 | 49 | 22 |
| Total Votes Cast | 455 | 100.00% | <div style="width: 100.00%;"><div style="width: 100.00%;"></div></div> | 73 | 297 | 85 |
| Overvotes | 0 | | | 0 | 0 | 0 |
| Undervotes | 27 | | | 9 | 13 | 5 |

Smith Prop A

Vote For 1

| | TOTAL | VOTE % | | Absentee | Early Voting | Election Day |
|------------------|-------|---------|------------------------------------------------------------------------|----------|--------------|--------------|
| FOR | 294 | 64.19% | <div style="width: 64.19%;"><div style="width: 64.19%;"></div></div> | 57 | 187 | 50 |
| AGAINST | 164 | 35.81% | <div style="width: 35.81%;"><div style="width: 35.81%;"></div></div> | 17 | 109 | 38 |
| Total Votes Cast | 458 | 100.00% | <div style="width: 100.00%;"><div style="width: 100.00%;"></div></div> | 74 | 296 | 88 |
| Overvotes | 0 | | | 0 | 0 | 0 |
| Undervotes | 24 | | | 8 | 14 | 2 |

November 8, 2022




Smith County

Precinct 0058**Statistics**

| | TOTAL | Absentee | Early Voting | Election Day |
|---------------------------|--------|----------|--------------|--------------|
| Registered Voters - Total | 4,297 | | | |
| Ballots Cast - Total | 2,369 | 84 | 1,569 | 716 |
| Ballots Cast - Blank | 0 | 0 | 0 | 0 |
| Voter Turnout - Total | 55.13% | | | |











US Representative, Dist 1

Vote For 1

| | TOTAL | VOTE % | | Absentee | Early Voting | Election Day |
|-------------------------|-------|---------|-----------------------------------------------------------------------------------|----------|--------------|--------------|
| REP Nathaniel Moran | 1,854 | 79.13% |  | 56 | 1,255 | 543 |
| DEM Jrmr (JJ) Jefferson | 489 | 20.87% |  | 24 | 302 | 163 |
| Total Votes Cast | 2,343 | 100.00% |  | 80 | 1,557 | 706 |
| Overvotes | 0 | | | 0 | 0 | 0 |
| Undervotes | 26 | | | 4 | 12 | 10 |





Governor

Vote For 1

| | TOTAL | VOTE % | | Absentee | Early Voting | Election Day |
|--------------------------------|-------|---------|-------------------------------------------------------------------------------------|----------|--------------|--------------|
| REP Greg Abbott | 1,811 | 76.67% |  | 56 | 1,226 | 529 |
| DEM Beto O'Rourke | 528 | 22.35% |  | 27 | 332 | 169 |
| LIB Mark Tippetts | 20 | 0.85% |  | 0 | 7 | 13 |
| GRN Delilah Barrios | 3 | 0.13% |  | 0 | 1 | 2 |
| Write-In Totals | 0 | 0.00% |  | 0 | 0 | 0 |
| Write-In: Jacqueline Abernathy | 0 | 0.00% |  | 0 | 0 | 0 |
| Write-In: Mark V Goloby | 0 | 0.00% |  | 0 | 0 | 0 |
| Write-In: Uncertified | 0 | 0.00% |  | 0 | 0 | 0 |
| Not Assigned | 0 | 0.00% |  | 0 | 0 | 0 |
| Total Votes Cast | 2,362 | 100.00% |  | 83 | 1,566 | 713 |
| Overvotes | 0 | | | 0 | 0 | 0 |
| Undervotes | 7 | | | 1 | 3 | 3 |

Lieutenant Governor

Vote For 1

| | TOTAL | VOTE % | | Absentee | Early Voting | Election Day |
|-------------------|-------|---------|-------------------------------------------------------------------------------------|----------|--------------|--------------|
| REP Dan Patrick | 1,749 | 74.71% |  | 52 | 1,194 | 503 |
| DEM Mike Collier | 523 | 22.34% |  | 27 | 332 | 164 |
| LIB Shanna Steele | 69 | 2.95% |  | 2 | 34 | 33 |
| Total Votes Cast | 2,341 | 100.00% |  | 81 | 1,560 | 700 |
| Overvotes | 0 | | | 0 | 0 | 0 |
| Undervotes | 28 | | | 3 | 9 | 16 |

November 8, 2022

Smith County

Precinct 0058**Attorney General**

Vote For 1

| | TOTAL | VOTE % | | Absentee | Early Voting | Election Day |
|-----------------------------|-------|---------|------------------------------------------------------------------------|----------|--------------|--------------|
| REP Ken Paxton | 1,731 | 74.23% | <div style="width: 74.23%;"><div style="width: 74.23%;"></div></div> | 57 | 1,169 | 505 |
| DEM Rochelle Mercedes Garza | 537 | 23.03% | <div style="width: 23.03%;"><div style="width: 23.03%;"></div></div> | 27 | 344 | 166 |
| LIB Mark Ash | 64 | 2.74% | <div style="width: 2.74%;"><div style="width: 2.74%;"></div></div> | 0 | 37 | 27 |
| Total Votes Cast | 2,332 | 100.00% | <div style="width: 100.00%;"><div style="width: 100.00%;"></div></div> | 84 | 1,550 | 698 |
| Overvotes | 0 | | | 0 | 0 | 0 |
| Undervotes | 37 | | | 0 | 19 | 18 |

Comptroller of Public Accounts

Vote For 1

| | TOTAL | VOTE % | | Absentee | Early Voting | Election Day |
|--------------------------------|-------|---------|------------------------------------------------------------------------|----------|--------------|--------------|
| REP Glenn Hegar | 1,802 | 77.61% | <div style="width: 77.61%;"><div style="width: 77.61%;"></div></div> | 57 | 1,217 | 528 |
| DEM Janet T. Dudding | 487 | 20.97% | <div style="width: 20.97%;"><div style="width: 20.97%;"></div></div> | 26 | 312 | 149 |
| LIB V. Alonzo Echevarria-Garza | 33 | 1.42% | <div style="width: 1.42%;"><div style="width: 1.42%;"></div></div> | 0 | 14 | 19 |
| Total Votes Cast | 2,322 | 100.00% | <div style="width: 100.00%;"><div style="width: 100.00%;"></div></div> | 83 | 1,543 | 696 |
| Overvotes | 0 | | | 0 | 0 | 0 |
| Undervotes | 47 | | | 1 | 26 | 20 |

Comm. General Land Office

Vote For 1

| | TOTAL | VOTE % | | Absentee | Early Voting | Election Day |
|--------------------------------|-------|---------|------------------------------------------------------------------------|----------|--------------|--------------|
| REP Dawn Buckingham | 1,783 | 76.99% | <div style="width: 76.99%;"><div style="width: 76.99%;"></div></div> | 54 | 1,203 | 526 |
| DEM Jay Kleberg | 505 | 21.80% | <div style="width: 21.80%;"><div style="width: 21.80%;"></div></div> | 27 | 326 | 152 |
| GRN Alfred Molison, Jr. | 28 | 1.21% | <div style="width: 1.21%;"><div style="width: 1.21%;"></div></div> | 2 | 12 | 14 |
| Write-In Totals | 0 | 0.00% | <div style="width: 0.00%;"><div style="width: 0.00%;"></div></div> | 0 | 0 | 0 |
| Write-In: Carrie Evelyn Menger | 0 | 0.00% | <div style="width: 0.00%;"><div style="width: 0.00%;"></div></div> | 0 | 0 | 0 |
| Write-In: Uncertified | 0 | 0.00% | <div style="width: 0.00%;"><div style="width: 0.00%;"></div></div> | 0 | 0 | 0 |
| Not Assigned | 0 | 0.00% | <div style="width: 0.00%;"><div style="width: 0.00%;"></div></div> | 0 | 0 | 0 |
| Total Votes Cast | 2,316 | 100.00% | <div style="width: 100.00%;"><div style="width: 100.00%;"></div></div> | 83 | 1,541 | 692 |
| Overvotes | 0 | | | 0 | 0 | 0 |
| Undervotes | 53 | | | 1 | 28 | 24 |

Commissioner of Agriculture

Vote For 1






| | TOTAL | VOTE % | | Absentee | Early Voting | Election Day |
|------------------|-------|---------|------------------------------------------------------------------------|----------|--------------|--------------|
| REP Sid Miller | 1,796 | 77.82% | <div style="width: 77.82%;"><div style="width: 77.82%;"></div></div> | 56 | 1,213 | 527 |
| DEM Susan Hays | 512 | 22.18% | <div style="width: 22.18%;"><div style="width: 22.18%;"></div></div> | 27 | 327 | 158 |
| Total Votes Cast | 2,308 | 100.00% | <div style="width: 100.00%;"><div style="width: 100.00%;"></div></div> | 83 | 1,540 | 685 |
| Overvotes | 0 | | | 0 | 0 | 0 |
| Undervotes | 61 | | | 1 | 29 | 31 |

November 8, 2022

Smith County





Precinct 0058**Railroad Commissioner**

Vote For 1

| | TOTAL | VOTE % | | Absentee | Early Voting | Election Day |
|-----------------------|-------|---------|-----------------------------------------------------------------------------------|----------|--------------|--------------|
| REP Wayne Christian | 1,770 | 76.79% |  | 54 | 1,205 | 511 |
| DEM Luke Warford | 477 | 20.69% |  | 27 | 310 | 140 |
| LIB Jaime Andres Diez | 44 | 1.91% |  | 1 | 19 | 24 |
| GRN Hunter Wayne Crow | 14 | 0.61% |  | 1 | 4 | 9 |
| Total Votes Cast | 2,305 | 100.00% |  | 83 | 1,538 | 684 |
| Overvotes | 0 | | | 0 | 0 | 0 |
| Undervotes | 64 | | | 1 | 31 | 32 |




Justice, Supreme Ct. PI. 3

Vote For 1

| | TOTAL | VOTE % | | Absentee | Early Voting | Election Day |
|--------------------------|-------|---------|-----------------------------------------------------------------------------------|----------|--------------|--------------|
| REP Debra Lehrmann | 1,774 | 76.80% |  | 56 | 1,196 | 522 |
| DEM Erin A. Nowell | 492 | 21.30% |  | 26 | 322 | 144 |
| LIB Thomas Edward Oxford | 44 | 1.90% |  | 0 | 20 | 24 |
| Total Votes Cast | 2,310 | 100.00% |  | 82 | 1,538 | 690 |
| Overvotes | 0 | | | 0 | 0 | 0 |
| Undervotes | 59 | | | 2 | 31 | 26 |




Justice, Supreme Ct. PI. 5

Vote For 1

| | TOTAL | VOTE % | | Absentee | Early Voting | Election Day |
|--------------------|-------|---------|-------------------------------------------------------------------------------------|----------|--------------|--------------|
| REP Rebeca Huddle | 1,798 | 78.00% |  | 55 | 1,215 | 528 |
| DEM Amanda Reichel | 507 | 22.00% |  | 27 | 324 | 156 |
| Total Votes Cast | 2,305 | 100.00% |  | 82 | 1,539 | 684 |
| Overvotes | 0 | | | 0 | 0 | 0 |
| Undervotes | 64 | | | 2 | 30 | 32 |

Justice, Supreme Ct. PI. 9

Vote For 1

| | TOTAL | VOTE % | | Absentee | Early Voting | Election Day |
|---------------------|-------|---------|-------------------------------------------------------------------------------------|----------|--------------|--------------|
| REP Evan Young | 1,790 | 77.79% |  | 54 | 1,214 | 522 |
| DEM Julia Maldonado | 511 | 22.21% |  | 27 | 325 | 159 |
| Total Votes Cast | 2,301 | 100.00% |  | 81 | 1,539 | 681 |
| Overvotes | 0 | | | 0 | 0 | 0 |
| Undervotes | 68 | | | 3 | 30 | 35 |

November 8, 2022

Smith County

Precinct 0058**Judge, Ct of Crim. Appeals, PI 5**

Vote For 1

| | TOTAL | VOTE % | | Absentee | Early Voting | Election Day |
|------------------|-------|---------|------------------------------------------------|----------|--------------|--------------|
| REP Scott Walker | 1,785 | 77.71% | <div><div style="width: 77.71%;"></div></div> | 51 | 1,206 | 528 |
| DEM Dana Huffman | 512 | 22.29% | <div><div style="width: 22.29%;"></div></div> | 27 | 329 | 156 |
| Total Votes Cast | 2,297 | 100.00% | <div><div style="width: 100.00%;"></div></div> | 78 | 1,535 | 684 |
| Overvotes | 0 | | | 0 | 0 | 0 |
| Undervotes | 72 | | | 6 | 34 | 32 |

Judge, Ct of Crim. Appeals, PI 6

Vote For 1

| | TOTAL | VOTE % | | Absentee | Early Voting | Election Day |
|---------------------------|-------|---------|------------------------------------------------|----------|--------------|--------------|
| REP Jesse F. McClure, III | 1,795 | 78.35% | <div><div style="width: 78.35%;"></div></div> | 56 | 1,211 | 528 |
| DEM Robert Johnson | 496 | 21.65% | <div><div style="width: 21.65%;"></div></div> | 26 | 320 | 150 |
| Total Votes Cast | 2,291 | 100.00% | <div><div style="width: 100.00%;"></div></div> | 82 | 1,531 | 678 |
| Overvotes | 0 | | | 0 | 0 | 0 |
| Undervotes | 78 | | | 2 | 38 | 38 |

State Representative, District 6

Vote For 1

| | TOTAL | VOTE % | | Absentee | Early Voting | Election Day |
|-------------------|-------|---------|------------------------------------------------|----------|--------------|--------------|
| REP Matt Schaefer | 1,794 | 77.53% | <div><div style="width: 77.53%;"></div></div> | 54 | 1,210 | 530 |
| DEM Cody J. Grace | 520 | 22.47% | <div><div style="width: 22.47%;"></div></div> | 25 | 336 | 159 |
| Total Votes Cast | 2,314 | 100.00% | <div><div style="width: 100.00%;"></div></div> | 79 | 1,546 | 689 |
| Overvotes | 0 | | | 0 | 0 | 0 |
| Undervotes | 55 | | | 5 | 23 | 27 |

Smith Prop A

Vote For 1

| | TOTAL | VOTE % | | Absentee | Early Voting | Election Day |
|------------------|-------|---------|------------------------------------------------|----------|--------------|--------------|
| FOR | 1,367 | 58.72% | <div><div style="width: 58.72%;"></div></div> | 52 | 946 | 369 |
| AGAINST | 961 | 41.28% | <div><div style="width: 41.28%;"></div></div> | 26 | 603 | 332 |
| Total Votes Cast | 2,328 | 100.00% | <div><div style="width: 100.00%;"></div></div> | 78 | 1,549 | 701 |
| Overvotes | 0 | | | 0 | 0 | 0 |
| Undervotes | 41 | | | 6 | 20 | 15 |

ESD2 5 District 5

Vote For 1

| | TOTAL | VOTE % | | Absentee | Early Voting | Election Day |
|------------------|-------|--------|--|----------|--------------|--------------|
| Scotty Thornton | 0 | | | 0 | 0 | 0 |
| Hunter Rath | 0 | | | 0 | 0 | 0 |
| Total Votes Cast | 0 | | | 0 | 0 | 0 |
| Overvotes | 0 | | | 0 | 0 | 0 |
| Undervotes | 0 | | | 0 | 0 | 0 |




November 8, 2022

Smith County

Precinct 0058

WHISD Prop A

Vote For 1

| | TOTAL | VOTE % | | Absentee | Early Voting | Election Day |
|------------------|-------|---------|-----------------------------------------------------------------------------------|----------|--------------|--------------|
| FOR | 351 | 46.00% |  | 8 | 247 | 96 |
| AGAINST | 412 | 54.00% |  | 17 | 275 | 120 |
| Total Votes Cast | 763 | 100.00% |  | 25 | 522 | 216 |
| Overvotes | 0 | | | 0 | 0 | 0 |
| Undervotes | 30 | | | 0 | 21 | 9 |

November 8, 2022

Smith County

Precinct 0059

Statistics

| | TOTAL | Absentee | Early Voting | Election Day |
|---------------------------|--------|----------|--------------|--------------|
| Registered Voters - Total | 3,637 | | | |
| Ballots Cast - Total | 2,095 | 101 | 1,392 | 602 |
| Ballots Cast - Blank | 0 | 0 | 0 | 0 |
| Voter Turnout - Total | 57.60% | | | |

US Representative, Dist 1

Vote For 1

| | TOTAL | VOTE % | | Absentee | Early Voting | Election Day |
|--------------------------|-------|---------|--|----------|--------------|--------------|
| REP Nathaniel Moran | 1,656 | 79.73% | | 68 | 1,132 | 456 |
| DEM Jrmar (JJ) Jefferson | 421 | 20.27% | | 33 | 247 | 141 |
| Total Votes Cast | 2,077 | 100.00% | | 101 | 1,379 | 597 |
| Overvotes | 0 | | | 0 | 0 | 0 |
| Undervotes | 18 | | | 0 | 13 | 5 |

Governor

Vote For 1

| | TOTAL | VOTE % | | Absentee | Early Voting | Election Day |
|--------------------------------|-------|---------|--|----------|--------------|--------------|
| REP Greg Abbott | 1,620 | 77.62% | | 68 | 1,116 | 436 |
| DEM Beto O'Rourke | 448 | 21.47% | | 33 | 265 | 150 |
| LIB Mark Tippetts | 16 | 0.77% | | 0 | 4 | 12 |
| GRN Delilah Barrios | 3 | 0.14% | | 0 | 1 | 2 |
| Write-In Totals | 0 | 0.00% | | 0 | 0 | 0 |
| Write-In: Jacqueline Abernathy | 0 | 0.00% | | 0 | 0 | 0 |
| Write-In: Mark V Goloby | 0 | 0.00% | | 0 | 0 | 0 |
| Write-In: Uncertified | 0 | 0.00% | | 0 | 0 | 0 |
| Not Assigned | 0 | 0.00% | | 0 | 0 | 0 |
| Total Votes Cast | 2,087 | 100.00% | | 101 | 1,386 | 600 |
| Overvotes | 0 | | | 0 | 0 | 0 |
| Undervotes | 8 | | | 0 | 6 | 2 |

Lieutenant Governor

Vote For 1

| | TOTAL | VOTE % | | Absentee | Early Voting | Election Day |
|-------------------|-------|---------|--|----------|--------------|--------------|
| REP Dan Patrick | 1,585 | 76.24% | | 66 | 1,093 | 426 |
| DEM Mike Collier | 443 | 21.31% | | 34 | 267 | 142 |
| LIB Shanna Steele | 51 | 2.45% | | 0 | 24 | 27 |
| Total Votes Cast | 2,079 | 100.00% | | 100 | 1,384 | 595 |
| Overvotes | 0 | | | 0 | 0 | 0 |
| Undervotes | 16 | | | 1 | 8 | 7 |

November 8, 2022

Smith County

Precinct 0059**Attorney General**

Vote For 1

| | TOTAL | VOTE % | | Absentee | Early Voting | Election Day |
|-----------------------------|-------|---------|------------------------------------------------------------------------|----------|--------------|--------------|
| REP Ken Paxton | 1,556 | 75.39% | <div style="width: 75.39%;"><div style="width: 75.39%;"></div></div> | 63 | 1,074 | 419 |
| DEM Rochelle Mercedes Garza | 462 | 22.38% | <div style="width: 22.38%;"><div style="width: 22.38%;"></div></div> | 36 | 276 | 150 |
| LIB Mark Ash | 46 | 2.23% | <div style="width: 2.23%;"><div style="width: 2.23%;"></div></div> | 1 | 22 | 23 |
| Total Votes Cast | 2,064 | 100.00% | <div style="width: 100.00%;"><div style="width: 100.00%;"></div></div> | 100 | 1,372 | 592 |
| Overvotes | 0 | | | 0 | 0 | 0 |
| Undervotes | 31 | | | 1 | 20 | 10 |

Comptroller of Public Accounts

Vote For 1

| | TOTAL | VOTE % | | Absentee | Early Voting | Election Day |
|--------------------------------|-------|---------|------------------------------------------------------------------------|----------|--------------|--------------|
| REP Glenn Hegar | 1,620 | 78.26% | <div style="width: 78.26%;"><div style="width: 78.26%;"></div></div> | 67 | 1,114 | 439 |
| DEM Janet T. Dudding | 429 | 20.72% | <div style="width: 20.72%;"><div style="width: 20.72%;"></div></div> | 32 | 255 | 142 |
| LIB V. Alonzo Echevarria-Garza | 21 | 1.01% | <div style="width: 1.01%;"><div style="width: 1.01%;"></div></div> | 0 | 8 | 13 |
| Total Votes Cast | 2,070 | 100.00% | <div style="width: 100.00%;"><div style="width: 100.00%;"></div></div> | 99 | 1,377 | 594 |
| Overvotes | 0 | | | 0 | 0 | 0 |
| Undervotes | 25 | | | 2 | 15 | 8 |

Comm. General Land Office

Vote For 1

| | TOTAL | VOTE % | | Absentee | Early Voting | Election Day |
|--------------------------------|-------|---------|------------------------------------------------------------------------|----------|--------------|--------------|
| REP Dawn Buckingham | 1,606 | 77.58% | <div style="width: 77.58%;"><div style="width: 77.58%;"></div></div> | 67 | 1,095 | 444 |
| DEM Jay Kleberg | 450 | 21.74% | <div style="width: 21.74%;"><div style="width: 21.74%;"></div></div> | 34 | 275 | 141 |
| GRN Alfred Molison, Jr. | 13 | 0.63% | <div style="width: 0.63%;"><div style="width: 0.63%;"></div></div> | 0 | 4 | 9 |
| Write-In Totals | 1 | 0.05% | <div style="width: 0.05%;"><div style="width: 0.05%;"></div></div> | 0 | 0 | 1 |
| Write-In: Uncertified | 1 | 0.05% | <div style="width: 0.05%;"><div style="width: 0.05%;"></div></div> | 0 | 0 | 1 |
| Write-In: Carrie Evelyn Menger | 0 | 0.00% | <div style="width: 0.00%;"><div style="width: 0.00%;"></div></div> | 0 | 0 | 0 |
| Not Assigned | 0 | 0.00% | <div style="width: 0.00%;"><div style="width: 0.00%;"></div></div> | 0 | 0 | 0 |
| Total Votes Cast | 2,070 | 100.00% | <div style="width: 100.00%;"><div style="width: 100.00%;"></div></div> | 101 | 1,374 | 595 |
| Overvotes | 0 | | | 0 | 0 | 0 |
| Undervotes | 25 | | | 0 | 18 | 7 |

Commissioner of Agriculture

Vote For 1






| | TOTAL | VOTE % | | Absentee | Early Voting | Election Day |
|------------------|-------|---------|------------------------------------------------------------------------|----------|--------------|--------------|
| REP Sid Miller | 1,621 | 78.65% | <div style="width: 78.65%;"><div style="width: 78.65%;"></div></div> | 67 | 1,112 | 442 |
| DEM Susan Hays | 440 | 21.35% | <div style="width: 21.35%;"><div style="width: 21.35%;"></div></div> | 33 | 257 | 150 |
| Total Votes Cast | 2,061 | 100.00% | <div style="width: 100.00%;"><div style="width: 100.00%;"></div></div> | 100 | 1,369 | 592 |
| Overvotes | 0 | | | 0 | 0 | 0 |
| Undervotes | 34 | | | 1 | 23 | 10 |

November 8, 2022

Smith County





Precinct 0059**Railroad Commissioner**

Vote For 1

| | TOTAL | VOTE % | | Absentee | Early Voting | Election Day |
|-----------------------|-------|---------|-----------------------------------------------------------------------------------|----------|--------------|--------------|
| REP Wayne Christian | 1,600 | 77.63% |  | 67 | 1,098 | 435 |
| DEM Luke Warford | 419 | 20.33% |  | 33 | 253 | 133 |
| LIB Jaime Andres Diez | 29 | 1.41% |  | 0 | 12 | 17 |
| GRN Hunter Wayne Crow | 13 | 0.63% |  | 0 | 6 | 7 |
| Total Votes Cast | 2,061 | 100.00% |  | 100 | 1,369 | 592 |
| Overvotes | 0 | | | 0 | 0 | 0 |
| Undervotes | 34 | | | 1 | 23 | 10 |




Justice, Supreme Ct. PI. 3

Vote For 1

| | TOTAL | VOTE % | | Absentee | Early Voting | Election Day |
|--------------------------|-------|---------|-----------------------------------------------------------------------------------|----------|--------------|--------------|
| REP Debra Lehrmann | 1,596 | 77.48% |  | 66 | 1,097 | 433 |
| DEM Erin A. Nowell | 433 | 21.02% |  | 32 | 260 | 141 |
| LIB Thomas Edward Oxford | 31 | 1.50% |  | 0 | 14 | 17 |
| Total Votes Cast | 2,060 | 100.00% |  | 98 | 1,371 | 591 |
| Overvotes | 0 | | | 0 | 0 | 0 |
| Undervotes | 35 | | | 3 | 21 | 11 |




Justice, Supreme Ct. PI. 5

Vote For 1

| | TOTAL | VOTE % | | Absentee | Early Voting | Election Day |
|--------------------|-------|---------|-------------------------------------------------------------------------------------|----------|--------------|--------------|
| REP Rebeca Huddle | 1,614 | 78.66% |  | 65 | 1,108 | 441 |
| DEM Amanda Reichel | 438 | 21.34% |  | 32 | 256 | 150 |
| Total Votes Cast | 2,052 | 100.00% |  | 97 | 1,364 | 591 |
| Overvotes | 0 | | | 0 | 0 | 0 |
| Undervotes | 43 | | | 4 | 28 | 11 |

Justice, Supreme Ct. PI. 9

Vote For 1

| | TOTAL | VOTE % | | Absentee | Early Voting | Election Day |
|---------------------|-------|---------|-------------------------------------------------------------------------------------|----------|--------------|--------------|
| REP Evan Young | 1,611 | 78.43% |  | 66 | 1,103 | 442 |
| DEM Julia Maldonado | 443 | 21.57% |  | 31 | 264 | 148 |
| Total Votes Cast | 2,054 | 100.00% |  | 97 | 1,367 | 590 |
| Overvotes | 0 | | | 0 | 0 | 0 |
| Undervotes | 41 | | | 4 | 25 | 12 |

November 8, 2022

Smith County

Precinct 0059**Judge, Ct of Crim. Appeals, PI 5**

Vote For 1

| | TOTAL | VOTE % | | Absentee | Early Voting | Election Day |
|------------------|-------|---------|------------------------------------------------------------------------|----------|--------------|--------------|
| REP Scott Walker | 1,603 | 78.08% | <div style="width: 78.08%;"><div style="width: 78.08%;"></div></div> | 65 | 1,098 | 440 |
| DEM Dana Huffman | 450 | 21.92% | <div style="width: 21.92%;"><div style="width: 21.92%;"></div></div> | 31 | 269 | 150 |
| Total Votes Cast | 2,053 | 100.00% | <div style="width: 100.00%;"><div style="width: 100.00%;"></div></div> | 96 | 1,367 | 590 |
| Overvotes | 0 | | | 0 | 0 | 0 |
| Undervotes | 42 | | | 5 | 25 | 12 |

Judge, Ct of Crim. Appeals, PI 6

Vote For 1

| | TOTAL | VOTE % | | Absentee | Early Voting | Election Day |
|---------------------------|-------|---------|------------------------------------------------------------------------|----------|--------------|--------------|
| REP Jesse F. McClure, III | 1,609 | 78.49% | <div style="width: 78.49%;"><div style="width: 78.49%;"></div></div> | 66 | 1,103 | 440 |
| DEM Robert Johnson | 441 | 21.51% | <div style="width: 21.51%;"><div style="width: 21.51%;"></div></div> | 31 | 262 | 148 |
| Total Votes Cast | 2,050 | 100.00% | <div style="width: 100.00%;"><div style="width: 100.00%;"></div></div> | 97 | 1,365 | 588 |
| Overvotes | 0 | | | 0 | 0 | 0 |
| Undervotes | 45 | | | 4 | 27 | 14 |

State Representative, District 6

Vote For 1

| | TOTAL | VOTE % | | Absentee | Early Voting | Election Day |
|-------------------|-------|---------|------------------------------------------------------------------------|----------|--------------|--------------|
| REP Matt Schaefer | 1,608 | 77.72% | <div style="width: 77.72%;"><div style="width: 77.72%;"></div></div> | 63 | 1,102 | 443 |
| DEM Cody J. Grace | 461 | 22.28% | <div style="width: 22.28%;"><div style="width: 22.28%;"></div></div> | 35 | 274 | 152 |
| Total Votes Cast | 2,069 | 100.00% | <div style="width: 100.00%;"><div style="width: 100.00%;"></div></div> | 98 | 1,376 | 595 |
| Overvotes | 0 | | | 0 | 0 | 0 |
| Undervotes | 26 | | | 3 | 16 | 7 |

Justice of the Peace, Pct. 3

Vote For 1

| | TOTAL | VOTE % | | Absentee | Early Voting | Election Day |
|------------------------|-------|---------|------------------------------------------------------------------------|----------|--------------|--------------|
| REP James L. Meredith | 1,621 | 78.77% | <div style="width: 78.77%;"><div style="width: 78.77%;"></div></div> | 66 | 1,111 | 444 |
| DEM Dustin G. Stephens | 437 | 21.23% | <div style="width: 21.23%;"><div style="width: 21.23%;"></div></div> | 30 | 262 | 145 |
| Total Votes Cast | 2,058 | 100.00% | <div style="width: 100.00%;"><div style="width: 100.00%;"></div></div> | 96 | 1,373 | 589 |
| Overvotes | 0 | | | 0 | 0 | 0 |
| Undervotes | 37 | | | 5 | 19 | 13 |

Smith Prop A

Vote For 1

| | TOTAL | VOTE % | | Absentee | Early Voting | Election Day |
|------------------|-------|---------|------------------------------------------------------------------------|----------|--------------|--------------|
| FOR | 1,256 | 60.85% | <div style="width: 60.85%;"><div style="width: 60.85%;"></div></div> | 56 | 869 | 331 |
| AGAINST | 808 | 39.15% | <div style="width: 39.15%;"><div style="width: 39.15%;"></div></div> | 39 | 508 | 261 |
| Total Votes Cast | 2,064 | 100.00% | <div style="width: 100.00%;"><div style="width: 100.00%;"></div></div> | 95 | 1,377 | 592 |
| Overvotes | 0 | | | 0 | 0 | 0 |
| Undervotes | 31 | | | 6 | 15 | 10 |




November 8, 2022

Smith County

Precinct 0059

WHISD Prop A

Vote For 1

| | TOTAL | VOTE % | | Absentee | Early Voting | Election Day |
|------------------|-------|---------|-----------------------------------------------------------------------------------|----------|--------------|--------------|
| FOR | 220 | 48.89% |  | 13 | 144 | 63 |
| AGAINST | 230 | 51.11% |  | 9 | 157 | 64 |
| Total Votes Cast | 450 | 100.00% |  | 22 | 301 | 127 |
| Overvotes | 0 | | | 0 | 0 | 0 |
| Undervotes | 30 | | | 4 | 21 | 5 |

November 8, 2022

Smith County

Precinct 0060**Statistics**

| | TOTAL | Absentee | Early Voting | Election Day |
|---------------------------|--------|----------|--------------|--------------|
| Registered Voters - Total | 812 | | | |
| Ballots Cast - Total | 177 | 8 | 97 | 72 |
| Ballots Cast - Blank | 0 | 0 | 0 | 0 |
| Voter Turnout - Total | 21.80% | | | |

US Representative, Dist 1

Vote For 1

| | TOTAL | VOTE % | Absentee | Early Voting | Election Day |
|--------------------------|-------|---------|----------|--------------|--------------|
| REP Nathaniel Moran | 101 | 58.05% | 6 | 52 | 43 |
| DEM Jrmar (JJ) Jefferson | 73 | 41.95% | 2 | 44 | 27 |
| Total Votes Cast | 174 | 100.00% | 8 | 96 | 70 |
| Overvotes | 0 | | 0 | 0 | 0 |
| Undervotes | 3 | | 0 | 1 | 2 |

Governor

Vote For 1

| | TOTAL | VOTE % | Absentee | Early Voting | Election Day |
|--------------------------------|-------|---------|----------|--------------|--------------|
| REP Greg Abbott | 101 | 57.06% | 5 | 53 | 43 |
| DEM Beto O'Rourke | 73 | 41.24% | 3 | 43 | 27 |
| LIB Mark Tippetts | 2 | 1.13% | 0 | 1 | 1 |
| GRN Delilah Barrios | 1 | 0.56% | 0 | 0 | 1 |
| Write-In Totals | 0 | 0.00% | 0 | 0 | 0 |
| Write-In: Jacqueline Abernathy | 0 | 0.00% | 0 | 0 | 0 |
| Write-In: Mark V Goloby | 0 | 0.00% | 0 | 0 | 0 |
| Write-In: Uncertified | 0 | 0.00% | 0 | 0 | 0 |
| Not Assigned | 0 | 0.00% | 0 | 0 | 0 |
| Total Votes Cast | 177 | 100.00% | 8 | 97 | 72 |
| Overvotes | 0 | | 0 | 0 | 0 |
| Undervotes | 0 | | 0 | 0 | 0 |

Lieutenant Governor

Vote For 1

| | TOTAL | VOTE % | Absentee | Early Voting | Election Day |
|-------------------|-------|---------|----------|--------------|--------------|
| REP Dan Patrick | 96 | 55.17% | 4 | 54 | 38 |
| DEM Mike Collier | 72 | 41.38% | 3 | 42 | 27 |
| LIB Shanna Steele | 6 | 3.45% | 1 | 1 | 4 |
| Total Votes Cast | 174 | 100.00% | 8 | 97 | 69 |
| Overvotes | 0 | | 0 | 0 | 0 |
| Undervotes | 3 | | 0 | 0 | 3 |

November 8, 2022

Smith County

Precinct 0060**Attorney General**

Vote For 1

| | TOTAL | VOTE % | | Absentee | Early Voting | Election Day |
|-----------------------------|-------|---------|------------------------------------------------|----------|--------------|--------------|
| REP Ken Paxton | 98 | 56.00% | <div><div style="width: 56.00%;"></div></div> | 4 | 53 | 41 |
| DEM Rochelle Mercedes Garza | 74 | 42.29% | <div><div style="width: 42.29%;"></div></div> | 3 | 43 | 28 |
| LIB Mark Ash | 3 | 1.71% | <div><div style="width: 1.71%;"></div></div> | 1 | 1 | 1 |
| Total Votes Cast | 175 | 100.00% | <div><div style="width: 100.00%;"></div></div> | 8 | 97 | 70 |
| Overvotes | 0 | | | 0 | 0 | 0 |
| Undervotes | 2 | | | 0 | 0 | 2 |

Comptroller of Public Accounts

Vote For 1

| | TOTAL | VOTE % | | Absentee | Early Voting | Election Day |
|--------------------------------|-------|---------|------------------------------------------------|----------|--------------|--------------|
| REP Glenn Hegar | 100 | 57.80% | <div><div style="width: 57.80%;"></div></div> | 4 | 54 | 42 |
| DEM Janet T. Dudding | 63 | 36.42% | <div><div style="width: 36.42%;"></div></div> | 2 | 38 | 23 |
| LIB V. Alonzo Echevarria-Garza | 10 | 5.78% | <div><div style="width: 5.78%;"></div></div> | 2 | 4 | 4 |
| Total Votes Cast | 173 | 100.00% | <div><div style="width: 100.00%;"></div></div> | 8 | 96 | 69 |
| Overvotes | 0 | | | 0 | 0 | 0 |
| Undervotes | 4 | | | 0 | 1 | 3 |

Comm. General Land Office

Vote For 1

| | TOTAL | VOTE % | | Absentee | Early Voting | Election Day |
|--------------------------------|-------|---------|------------------------------------------------|----------|--------------|--------------|
| REP Dawn Buckingham | 99 | 57.23% | <div><div style="width: 57.23%;"></div></div> | 4 | 52 | 43 |
| DEM Jay Kleberg | 70 | 40.46% | <div><div style="width: 40.46%;"></div></div> | 4 | 43 | 23 |
| GRN Alfred Molison, Jr. | 4 | 2.31% | <div><div style="width: 2.31%;"></div></div> | 0 | 1 | 3 |
| Write-In Totals | 0 | 0.00% | <div><div style="width: 0.00%;"></div></div> | 0 | 0 | 0 |
| Write-In: Carrie Evelyn Menger | 0 | 0.00% | <div><div style="width: 0.00%;"></div></div> | 0 | 0 | 0 |
| Write-In: Uncertified | 0 | 0.00% | <div><div style="width: 0.00%;"></div></div> | 0 | 0 | 0 |
| Not Assigned | 0 | 0.00% | <div><div style="width: 0.00%;"></div></div> | 0 | 0 | 0 |
| Total Votes Cast | 173 | 100.00% | <div><div style="width: 100.00%;"></div></div> | 8 | 96 | 69 |
| Overvotes | 0 | | | 0 | 0 | 0 |
| Undervotes | 4 | | | 0 | 1 | 3 |

Commissioner of Agriculture

Vote For 1






| | TOTAL | VOTE % | | Absentee | Early Voting | Election Day |
|------------------|-------|---------|------------------------------------------------|----------|--------------|--------------|
| REP Sid Miller | 97 | 56.07% | <div><div style="width: 56.07%;"></div></div> | 4 | 50 | 43 |
| DEM Susan Hays | 76 | 43.93% | <div><div style="width: 43.93%;"></div></div> | 4 | 46 | 26 |
| Total Votes Cast | 173 | 100.00% | <div><div style="width: 100.00%;"></div></div> | 8 | 96 | 69 |
| Overvotes | 0 | | | 0 | 0 | 0 |
| Undervotes | 4 | | | 0 | 1 | 3 |

November 8, 2022

Smith County





Precinct 0060**Railroad Commissioner**

Vote For 1

| | TOTAL | VOTE % | | Absentee | Early Voting | Election Day |
|-----------------------|-------|---------|-----------------------------------------------------------------------------------|----------|--------------|--------------|
| REP Wayne Christian | 101 | 58.38% |  | 4 | 57 | 40 |
| DEM Luke Warford | 65 | 37.57% |  | 3 | 39 | 23 |
| LIB Jaime Andres Diez | 6 | 3.47% |  | 1 | 1 | 4 |
| GRN Hunter Wayne Crow | 1 | 0.58% |  | 0 | 0 | 1 |
| Total Votes Cast | 173 | 100.00% |  | 8 | 97 | 68 |
| Overvotes | 0 | | | 0 | 0 | 0 |
| Undervotes | 4 | | | 0 | 0 | 4 |




Justice, Supreme Ct. PI. 3

Vote For 1

| | TOTAL | VOTE % | | Absentee | Early Voting | Election Day |
|--------------------------|-------|---------|-----------------------------------------------------------------------------------|----------|--------------|--------------|
| REP Debra Lehrmann | 101 | 58.72% |  | 5 | 52 | 44 |
| DEM Erin A. Nowell | 67 | 38.95% |  | 3 | 41 | 23 |
| LIB Thomas Edward Oxford | 4 | 2.33% |  | 0 | 2 | 2 |
| Total Votes Cast | 172 | 100.00% |  | 8 | 95 | 69 |
| Overvotes | 0 | | | 0 | 0 | 0 |
| Undervotes | 5 | | | 0 | 2 | 3 |




Justice, Supreme Ct. PI. 5

Vote For 1

| | TOTAL | VOTE % | | Absentee | Early Voting | Election Day |
|--------------------|-------|---------|-------------------------------------------------------------------------------------|----------|--------------|--------------|
| REP Rebeca Huddle | 98 | 57.31% |  | 5 | 52 | 41 |
| DEM Amanda Reichel | 73 | 42.69% |  | 3 | 43 | 27 |
| Total Votes Cast | 171 | 100.00% |  | 8 | 95 | 68 |
| Overvotes | 0 | | | 0 | 0 | 0 |
| Undervotes | 6 | | | 0 | 2 | 4 |

Justice, Supreme Ct. PI. 9

Vote For 1

| | TOTAL | VOTE % | | Absentee | Early Voting | Election Day |
|---------------------|-------|---------|-------------------------------------------------------------------------------------|----------|--------------|--------------|
| REP Evan Young | 91 | 53.53% |  | 4 | 48 | 39 |
| DEM Julia Maldonado | 79 | 46.47% |  | 4 | 46 | 29 |
| Total Votes Cast | 170 | 100.00% |  | 8 | 94 | 68 |
| Overvotes | 0 | | | 0 | 0 | 0 |
| Undervotes | 7 | | | 0 | 3 | 4 |

November 8, 2022

Smith County

Precinct 0060**Judge, Ct of Crim. Appeals, PI 5**

Vote For 1

| | TOTAL | VOTE % | | Absentee | Early Voting | Election Day |
|------------------|-------|---------|------------------------------------------------------------------------|----------|--------------|--------------|
| REP Scott Walker | 97 | 57.40% | <div style="width: 57.40%;"><div style="width: 57.40%;"></div></div> | 4 | 52 | 41 |
| DEM Dana Huffman | 72 | 42.60% | <div style="width: 42.60%;"><div style="width: 42.60%;"></div></div> | 4 | 42 | 26 |
| Total Votes Cast | 169 | 100.00% | <div style="width: 100.00%;"><div style="width: 100.00%;"></div></div> | 8 | 94 | 67 |
| Overvotes | 0 | | | 0 | 0 | 0 |
| Undervotes | 8 | | | 0 | 3 | 5 |

Judge, Ct of Crim. Appeals, PI 6

Vote For 1

| | TOTAL | VOTE % | | Absentee | Early Voting | Election Day |
|---------------------------|-------|---------|------------------------------------------------------------------------|----------|--------------|--------------|
| REP Jesse F. McClure, III | 97 | 57.06% | <div style="width: 57.06%;"><div style="width: 57.06%;"></div></div> | 4 | 52 | 41 |
| DEM Robert Johnson | 73 | 42.94% | <div style="width: 42.94%;"><div style="width: 42.94%;"></div></div> | 4 | 42 | 27 |
| Total Votes Cast | 170 | 100.00% | <div style="width: 100.00%;"><div style="width: 100.00%;"></div></div> | 8 | 94 | 68 |
| Overvotes | 0 | | | 0 | 0 | 0 |
| Undervotes | 7 | | | 0 | 3 | 4 |

State Representative, District 6

Vote For 1

| | TOTAL | VOTE % | | Absentee | Early Voting | Election Day |
|-------------------|-------|---------|------------------------------------------------------------------------|----------|--------------|--------------|
| REP Matt Schaefer | 98 | 57.31% | <div style="width: 57.31%;"><div style="width: 57.31%;"></div></div> | 4 | 53 | 41 |
| DEM Cody J. Grace | 73 | 42.69% | <div style="width: 42.69%;"><div style="width: 42.69%;"></div></div> | 3 | 42 | 28 |
| Total Votes Cast | 171 | 100.00% | <div style="width: 100.00%;"><div style="width: 100.00%;"></div></div> | 7 | 95 | 69 |
| Overvotes | 0 | | | 0 | 0 | 0 |
| Undervotes | 6 | | | 1 | 2 | 3 |

Justice of the Peace, Pct. 4

Vote For 1

| | TOTAL | VOTE % | | Absentee | Early Voting | Election Day |
|-------------------|-------|---------|------------------------------------------------------------------------|----------|--------------|--------------|
| REP Curtis Wulf | 98 | 56.65% | <div style="width: 56.65%;"><div style="width: 56.65%;"></div></div> | 4 | 52 | 42 |
| DEM Randy Hawkins | 75 | 43.35% | <div style="width: 43.35%;"><div style="width: 43.35%;"></div></div> | 3 | 44 | 28 |
| Total Votes Cast | 173 | 100.00% | <div style="width: 100.00%;"><div style="width: 100.00%;"></div></div> | 7 | 96 | 70 |
| Overvotes | 0 | | | 0 | 0 | 0 |
| Undervotes | 4 | | | 1 | 1 | 2 |

Smith Prop A

Vote For 1

| | TOTAL | VOTE % | | Absentee | Early Voting | Election Day |
|------------------|-------|---------|------------------------------------------------------------------------|----------|--------------|--------------|
| FOR | 82 | 47.95% | <div style="width: 47.95%;"><div style="width: 47.95%;"></div></div> | 6 | 46 | 30 |
| AGAINST | 89 | 52.05% | <div style="width: 52.05%;"><div style="width: 52.05%;"></div></div> | 1 | 49 | 39 |
| Total Votes Cast | 171 | 100.00% | <div style="width: 100.00%;"><div style="width: 100.00%;"></div></div> | 7 | 95 | 69 |
| Overvotes | 0 | | | 0 | 0 | 0 |
| Undervotes | 6 | | | 1 | 2 | 3 |

November 8, 2022

Smith County

Precinct 0061

Statistics

| | TOTAL | Absentee | Early Voting | Election Day |
|---------------------------|--------|----------|--------------|--------------|
| Registered Voters - Total | 2,558 | | | |
| Ballots Cast - Total | 1,034 | 57 | 627 | 350 |
| Ballots Cast - Blank | 0 | 0 | 0 | 0 |
| Voter Turnout - Total | 40.42% | | | |

US Representative, Dist 1

Vote For 1

| | TOTAL | VOTE % | Absentee | Early Voting | Election Day |
|--------------------------|-------|---------|----------|--------------|--------------|
| REP Nathaniel Moran | 584 | 57.59% | 24 | 347 | 213 |
| DEM Jrmar (JJ) Jefferson | 430 | 42.41% | 31 | 270 | 129 |
| Total Votes Cast | 1,014 | 100.00% | 55 | 617 | 342 |
| Overvotes | 0 | | 0 | 0 | 0 |
| Undervotes | 20 | | 2 | 10 | 8 |

Governor

Vote For 1

| | TOTAL | VOTE % | Absentee | Early Voting | Election Day |
|--------------------------------|-------|---------|----------|--------------|--------------|
| REP Greg Abbott | 577 | 55.91% | 23 | 338 | 216 |
| DEM Beto O'Rourke | 428 | 41.47% | 33 | 273 | 122 |
| LIB Mark Tippetts | 20 | 1.94% | 0 | 10 | 10 |
| GRN Delilah Barrios | 7 | 0.68% | 1 | 4 | 2 |
| Write-In Totals | 0 | 0.00% | 0 | 0 | 0 |
| Write-In: Jacqueline Abernathy | 0 | 0.00% | 0 | 0 | 0 |
| Write-In: Mark V Goloby | 0 | 0.00% | 0 | 0 | 0 |
| Write-In: Uncertified | 0 | 0.00% | 0 | 0 | 0 |
| Not Assigned | 0 | 0.00% | 0 | 0 | 0 |
| Total Votes Cast | 1,032 | 100.00% | 57 | 625 | 350 |
| Overvotes | 0 | | 0 | 0 | 0 |
| Undervotes | 2 | | 0 | 2 | 0 |

Lieutenant Governor

Vote For 1

| | TOTAL | VOTE % | Absentee | Early Voting | Election Day |
|-------------------|-------|---------|----------|--------------|--------------|
| REP Dan Patrick | 551 | 54.23% | 21 | 329 | 201 |
| DEM Mike Collier | 420 | 41.34% | 35 | 269 | 116 |
| LIB Shanna Steele | 45 | 4.43% | 1 | 17 | 27 |
| Total Votes Cast | 1,016 | 100.00% | 57 | 615 | 344 |
| Overvotes | 0 | | 0 | 0 | 0 |
| Undervotes | 18 | | 0 | 12 | 6 |

November 8, 2022

Smith County

Precinct 0061**Attorney General**

Vote For 1

| | TOTAL | VOTE % | | Absentee | Early Voting | Election Day |
|-----------------------------|-------|---------|------------------------------------------------------------------------|----------|--------------|--------------|
| REP Ken Paxton | 535 | 52.66% | <div style="width: 52.66%;"><div style="width: 52.66%;"></div></div> | 21 | 322 | 192 |
| DEM Rochelle Mercedes Garza | 445 | 43.80% | <div style="width: 43.80%;"><div style="width: 43.80%;"></div></div> | 35 | 277 | 133 |
| LIB Mark Ash | 36 | 3.54% | <div style="width: 3.54%;"><div style="width: 3.54%;"></div></div> | 1 | 17 | 18 |
| Total Votes Cast | 1,016 | 100.00% | <div style="width: 100.00%;"><div style="width: 100.00%;"></div></div> | 57 | 616 | 343 |
| Overvotes | 0 | | | 0 | 0 | 0 |
| Undervotes | 18 | | | 0 | 11 | 7 |

Comptroller of Public Accounts

Vote For 1

| | TOTAL | VOTE % | | Absentee | Early Voting | Election Day |
|--------------------------------|-------|---------|------------------------------------------------------------------------|----------|--------------|--------------|
| REP Glenn Hegar | 577 | 57.13% | <div style="width: 57.13%;"><div style="width: 57.13%;"></div></div> | 23 | 341 | 213 |
| DEM Janet T. Dudding | 402 | 39.80% | <div style="width: 39.80%;"><div style="width: 39.80%;"></div></div> | 34 | 253 | 115 |
| LIB V. Alonzo Echevarria-Garza | 31 | 3.07% | <div style="width: 3.07%;"><div style="width: 3.07%;"></div></div> | 0 | 17 | 14 |
| Total Votes Cast | 1,010 | 100.00% | <div style="width: 100.00%;"><div style="width: 100.00%;"></div></div> | 57 | 611 | 342 |
| Overvotes | 0 | | | 0 | 0 | 0 |
| Undervotes | 24 | | | 0 | 16 | 8 |

Comm. General Land Office

Vote For 1

| | TOTAL | VOTE % | | Absentee | Early Voting | Election Day |
|--------------------------------|-------|---------|------------------------------------------------------------------------|----------|--------------|--------------|
| REP Dawn Buckingham | 562 | 55.98% | <div style="width: 55.98%;"><div style="width: 55.98%;"></div></div> | 21 | 331 | 210 |
| DEM Jay Kleberg | 425 | 42.33% | <div style="width: 42.33%;"><div style="width: 42.33%;"></div></div> | 33 | 271 | 121 |
| GRN Alfred Molison, Jr. | 17 | 1.69% | <div style="width: 1.69%;"><div style="width: 1.69%;"></div></div> | 2 | 5 | 10 |
| Write-In Totals | 0 | 0.00% | <div style="width: 0.00%;"><div style="width: 0.00%;"></div></div> | 0 | 0 | 0 |
| Write-In: Carrie Evelyn Menger | 0 | 0.00% | <div style="width: 0.00%;"><div style="width: 0.00%;"></div></div> | 0 | 0 | 0 |
| Write-In: Uncertified | 0 | 0.00% | <div style="width: 0.00%;"><div style="width: 0.00%;"></div></div> | 0 | 0 | 0 |
| Not Assigned | 0 | 0.00% | <div style="width: 0.00%;"><div style="width: 0.00%;"></div></div> | 0 | 0 | 0 |
| Total Votes Cast | 1,004 | 100.00% | <div style="width: 100.00%;"><div style="width: 100.00%;"></div></div> | 56 | 607 | 341 |
| Overvotes | 0 | | | 0 | 0 | 0 |
| Undervotes | 30 | | | 1 | 20 | 9 |

Commissioner of Agriculture

Vote For 1






| | TOTAL | VOTE % | | Absentee | Early Voting | Election Day |
|------------------|-------|---------|------------------------------------------------------------------------|----------|--------------|--------------|
| REP Sid Miller | 571 | 56.65% | <div style="width: 56.65%;"><div style="width: 56.65%;"></div></div> | 22 | 338 | 211 |
| DEM Susan Hays | 437 | 43.35% | <div style="width: 43.35%;"><div style="width: 43.35%;"></div></div> | 34 | 272 | 131 |
| Total Votes Cast | 1,008 | 100.00% | <div style="width: 100.00%;"><div style="width: 100.00%;"></div></div> | 56 | 610 | 342 |
| Overvotes | 0 | | | 0 | 0 | 0 |
| Undervotes | 26 | | | 1 | 17 | 8 |

November 8, 2022

Smith County





Precinct 0061**Railroad Commissioner**

Vote For 1

| | TOTAL | VOTE % | | Absentee | Early Voting | Election Day |
|-----------------------|-------|---------|-----------------------------------------------------------------------------------|----------|--------------|--------------|
| REP Wayne Christian | 562 | 55.92% |  | 22 | 338 | 202 |
| DEM Luke Warford | 391 | 38.91% |  | 32 | 248 | 111 |
| LIB Jaime Andres Diez | 34 | 3.38% |  | 0 | 13 | 21 |
| GRN Hunter Wayne Crow | 18 | 1.79% |  | 2 | 10 | 6 |
| Total Votes Cast | 1,005 | 100.00% |  | 56 | 609 | 340 |
| Overvotes | 0 | | | 0 | 0 | 0 |
| Undervotes | 29 | | | 1 | 18 | 10 |




Justice, Supreme Ct. PI. 3

Vote For 1

| | TOTAL | VOTE % | | Absentee | Early Voting | Election Day |
|--------------------------|-------|---------|-----------------------------------------------------------------------------------|----------|--------------|--------------|
| REP Debra Lehrmann | 565 | 55.61% |  | 23 | 336 | 206 |
| DEM Erin A. Nowell | 418 | 41.14% |  | 33 | 264 | 121 |
| LIB Thomas Edward Oxford | 33 | 3.25% |  | 0 | 16 | 17 |
| Total Votes Cast | 1,016 | 100.00% |  | 56 | 616 | 344 |
| Overvotes | 0 | | | 0 | 0 | 0 |
| Undervotes | 18 | | | 1 | 11 | 6 |




Justice, Supreme Ct. PI. 5

Vote For 1

| | TOTAL | VOTE % | | Absentee | Early Voting | Election Day |
|--------------------|-------|---------|-------------------------------------------------------------------------------------|----------|--------------|--------------|
| REP Rebeca Huddle | 572 | 56.63% |  | 22 | 340 | 210 |
| DEM Amanda Reichel | 438 | 43.37% |  | 34 | 271 | 133 |
| Total Votes Cast | 1,010 | 100.00% |  | 56 | 611 | 343 |
| Overvotes | 0 | | | 0 | 0 | 0 |
| Undervotes | 24 | | | 1 | 16 | 7 |

Justice, Supreme Ct. PI. 9

Vote For 1

| | TOTAL | VOTE % | | Absentee | Early Voting | Election Day |
|---------------------|-------|---------|-------------------------------------------------------------------------------------|----------|--------------|--------------|
| REP Evan Young | 571 | 56.48% |  | 22 | 341 | 208 |
| DEM Julia Maldonado | 440 | 43.52% |  | 34 | 271 | 135 |
| Total Votes Cast | 1,011 | 100.00% |  | 56 | 612 | 343 |
| Overvotes | 0 | | | 0 | 0 | 0 |
| Undervotes | 23 | | | 1 | 15 | 7 |

November 8, 2022

Smith County

Precinct 0061**Judge, Ct of Crim. Appeals, PI 5**

Vote For 1

| | TOTAL | VOTE % | | Absentee | Early Voting | Election Day |
|------------------|-------|---------|------------------------------------------------------------------------|----------|--------------|--------------|
| REP Scott Walker | 571 | 56.59% | <div style="width: 56.59%;"><div style="width: 56.59%;"></div></div> | 22 | 337 | 212 |
| DEM Dana Huffman | 438 | 43.41% | <div style="width: 43.41%;"><div style="width: 43.41%;"></div></div> | 33 | 275 | 130 |
| Total Votes Cast | 1,009 | 100.00% | <div style="width: 100.00%;"><div style="width: 100.00%;"></div></div> | 55 | 612 | 342 |
| Overvotes | 0 | | | 0 | 0 | 0 |
| Undervotes | 25 | | | 2 | 15 | 8 |

Judge, Ct of Crim. Appeals, PI 6

Vote For 1

| | TOTAL | VOTE % | | Absentee | Early Voting | Election Day |
|---------------------------|-------|---------|------------------------------------------------------------------------|----------|--------------|--------------|
| REP Jesse F. McClure, III | 578 | 57.28% | <div style="width: 57.28%;"><div style="width: 57.28%;"></div></div> | 24 | 341 | 213 |
| DEM Robert Johnson | 431 | 42.72% | <div style="width: 42.72%;"><div style="width: 42.72%;"></div></div> | 31 | 272 | 128 |
| Total Votes Cast | 1,009 | 100.00% | <div style="width: 100.00%;"><div style="width: 100.00%;"></div></div> | 55 | 613 | 341 |
| Overvotes | 0 | | | 0 | 0 | 0 |
| Undervotes | 25 | | | 2 | 14 | 9 |

State Representative, District 6

Vote For 1

| | TOTAL | VOTE % | | Absentee | Early Voting | Election Day |
|-------------------|-------|---------|------------------------------------------------------------------------|----------|--------------|--------------|
| REP Matt Schaefer | 567 | 56.36% | <div style="width: 56.36%;"><div style="width: 56.36%;"></div></div> | 22 | 343 | 202 |
| DEM Cody J. Grace | 439 | 43.64% | <div style="width: 43.64%;"><div style="width: 43.64%;"></div></div> | 28 | 273 | 138 |
| Total Votes Cast | 1,006 | 100.00% | <div style="width: 100.00%;"><div style="width: 100.00%;"></div></div> | 50 | 616 | 340 |
| Overvotes | 0 | | | 0 | 0 | 0 |
| Undervotes | 28 | | | 7 | 11 | 10 |

Smith Prop A

Vote For 1

| | TOTAL | VOTE % | | Absentee | Early Voting | Election Day |
|------------------|-------|---------|------------------------------------------------------------------------|----------|--------------|--------------|
| FOR | 568 | 55.91% | <div style="width: 55.91%;"><div style="width: 55.91%;"></div></div> | 37 | 358 | 173 |
| AGAINST | 448 | 44.09% | <div style="width: 44.09%;"><div style="width: 44.09%;"></div></div> | 13 | 260 | 175 |
| Total Votes Cast | 1,016 | 100.00% | <div style="width: 100.00%;"><div style="width: 100.00%;"></div></div> | 50 | 618 | 348 |
| Overvotes | 0 | | | 0 | 0 | 0 |
| Undervotes | 18 | | | 7 | 9 | 2 |

November 8, 2022

Smith County

Precinct 0066

Statistics

| | TOTAL | Absentee | Early Voting | Election Day |
|---------------------------|--------|----------|--------------|--------------|
| Registered Voters - Total | 871 | | | |
| Ballots Cast - Total | 352 | 14 | 229 | 109 |
| Ballots Cast - Blank | 1 | 0 | 1 | 0 |
| Voter Turnout - Total | 40.41% | | | |

US Representative, Dist 1

Vote For 1

| | TOTAL | VOTE % | Absentee | Early Voting | Election Day |
|-------------------------|-------|---------|----------|--------------|--------------|
| REP Nathaniel Moran | 209 | 61.47% | 1 | 134 | 74 |
| DEM Jrmr (JJ) Jefferson | 131 | 38.53% | 13 | 90 | 28 |
| Total Votes Cast | 340 | 100.00% | 14 | 224 | 102 |
| Overvotes | 0 | | 0 | 0 | 0 |
| Undervotes | 12 | | 0 | 5 | 7 |

Governor

Vote For 1

| | TOTAL | VOTE % | Absentee | Early Voting | Election Day |
|--------------------------------|-------|---------|----------|--------------|--------------|
| REP Greg Abbott | 213 | 61.03% | 1 | 137 | 75 |
| DEM Beto O'Rourke | 132 | 37.82% | 13 | 89 | 30 |
| LIB Mark Tippetts | 3 | 0.86% | 0 | 1 | 2 |
| GRN Delilah Barrios | 1 | 0.29% | 0 | 1 | 0 |
| Write-In Totals | 0 | 0.00% | 0 | 0 | 0 |
| Write-In: Jacqueline Abernathy | 0 | 0.00% | 0 | 0 | 0 |
| Write-In: Mark V Goloby | 0 | 0.00% | 0 | 0 | 0 |
| Write-In: Uncertified | 0 | 0.00% | 0 | 0 | 0 |
| Not Assigned | 0 | 0.00% | 0 | 0 | 0 |
| Total Votes Cast | 349 | 100.00% | 14 | 228 | 107 |
| Overvotes | 0 | | 0 | 0 | 0 |
| Undervotes | 3 | | 0 | 1 | 2 |

Lieutenant Governor

Vote For 1

| | TOTAL | VOTE % | Absentee | Early Voting | Election Day |
|-------------------|-------|---------|----------|--------------|--------------|
| REP Dan Patrick | 205 | 60.29% | 1 | 130 | 74 |
| DEM Mike Collier | 129 | 37.94% | 13 | 90 | 26 |
| LIB Shanna Steele | 6 | 1.76% | 0 | 4 | 2 |
| Total Votes Cast | 340 | 100.00% | 14 | 224 | 102 |
| Overvotes | 0 | | 0 | 0 | 0 |
| Undervotes | 12 | | 0 | 5 | 7 |

November 8, 2022

Smith County

Precinct 0066**Attorney General**

Vote For 1

| | TOTAL | VOTE % | | Absentee | Early Voting | Election Day |
|-----------------------------|-------|---------|------------------------------------------------------------------------|----------|--------------|--------------|
| REP Ken Paxton | 200 | 58.65% | <div style="width: 58.65%;"><div style="width: 58.65%;"></div></div> | 1 | 129 | 70 |
| DEM Rochelle Mercedes Garza | 132 | 38.71% | <div style="width: 38.71%;"><div style="width: 38.71%;"></div></div> | 13 | 91 | 28 |
| LIB Mark Ash | 9 | 2.64% | <div style="width: 2.64%;"><div style="width: 2.64%;"></div></div> | 0 | 5 | 4 |
| Total Votes Cast | 341 | 100.00% | <div style="width: 100.00%;"><div style="width: 100.00%;"></div></div> | 14 | 225 | 102 |
| Overvotes | 0 | | | 0 | 0 | 0 |
| Undervotes | 11 | | | 0 | 4 | 7 |

Comptroller of Public Accounts

Vote For 1

| | TOTAL | VOTE % | | Absentee | Early Voting | Election Day |
|--------------------------------|-------|---------|------------------------------------------------------------------------|----------|--------------|--------------|
| REP Glenn Hegar | 207 | 60.53% | <div style="width: 60.53%;"><div style="width: 60.53%;"></div></div> | 1 | 133 | 73 |
| DEM Janet T. Dudding | 129 | 37.72% | <div style="width: 37.72%;"><div style="width: 37.72%;"></div></div> | 13 | 91 | 25 |
| LIB V. Alonzo Echevarria-Garza | 6 | 1.75% | <div style="width: 1.75%;"><div style="width: 1.75%;"></div></div> | 0 | 2 | 4 |
| Total Votes Cast | 342 | 100.00% | <div style="width: 100.00%;"><div style="width: 100.00%;"></div></div> | 14 | 226 | 102 |
| Overvotes | 0 | | | 0 | 0 | 0 |
| Undervotes | 10 | | | 0 | 3 | 7 |

Comm. General Land Office

Vote For 1

| | TOTAL | VOTE % | | Absentee | Early Voting | Election Day |
|--------------------------------|-------|---------|------------------------------------------------------------------------|----------|--------------|--------------|
| REP Dawn Buckingham | 206 | 60.95% | <div style="width: 60.95%;"><div style="width: 60.95%;"></div></div> | 1 | 132 | 73 |
| DEM Jay Kleberg | 132 | 39.05% | <div style="width: 39.05%;"><div style="width: 39.05%;"></div></div> | 12 | 92 | 28 |
| GRN Alfred Molison, Jr. | 0 | 0.00% | <div style="width: 0.00%;"><div style="width: 0.00%;"></div></div> | 0 | 0 | 0 |
| Write-In Totals | 0 | 0.00% | <div style="width: 0.00%;"><div style="width: 0.00%;"></div></div> | 0 | 0 | 0 |
| Write-In: Carrie Evelyn Menger | 0 | 0.00% | <div style="width: 0.00%;"><div style="width: 0.00%;"></div></div> | 0 | 0 | 0 |
| Write-In: Uncertified | 0 | 0.00% | <div style="width: 0.00%;"><div style="width: 0.00%;"></div></div> | 0 | 0 | 0 |
| Not Assigned | 0 | 0.00% | <div style="width: 0.00%;"><div style="width: 0.00%;"></div></div> | 0 | 0 | 0 |
| Total Votes Cast | 338 | 100.00% | <div style="width: 100.00%;"><div style="width: 100.00%;"></div></div> | 13 | 224 | 101 |
| Overvotes | 0 | | | 0 | 0 | 0 |
| Undervotes | 14 | | | 1 | 5 | 8 |

Commissioner of Agriculture

Vote For 1






| | TOTAL | VOTE % | | Absentee | Early Voting | Election Day |
|------------------|-------|---------|------------------------------------------------------------------------|----------|--------------|--------------|
| REP Sid Miller | 210 | 61.58% | <div style="width: 61.58%;"><div style="width: 61.58%;"></div></div> | 1 | 135 | 74 |
| DEM Susan Hays | 131 | 38.42% | <div style="width: 38.42%;"><div style="width: 38.42%;"></div></div> | 13 | 89 | 29 |
| Total Votes Cast | 341 | 100.00% | <div style="width: 100.00%;"><div style="width: 100.00%;"></div></div> | 14 | 224 | 103 |
| Overvotes | 0 | | | 0 | 0 | 0 |
| Undervotes | 11 | | | 0 | 5 | 6 |

November 8, 2022

Smith County





Precinct 0066**Railroad Commissioner**

Vote For 1

| | TOTAL | VOTE % | | Absentee | Early Voting | Election Day |
|-----------------------|-------|---------|-----------------------------------------------------------------------------------|----------|--------------|--------------|
| REP Wayne Christian | 201 | 58.94% |  | 1 | 132 | 68 |
| DEM Luke Warford | 128 | 37.54% |  | 13 | 88 | 27 |
| LIB Jaime Andres Diez | 9 | 2.64% |  | 0 | 3 | 6 |
| GRN Hunter Wayne Crow | 3 | 0.88% |  | 0 | 2 | 1 |
| Total Votes Cast | 341 | 100.00% |  | 14 | 225 | 102 |
| Overvotes | 0 | | | 0 | 0 | 0 |
| Undervotes | 11 | | | 0 | 4 | 7 |




Justice, Supreme Ct. PI. 3

Vote For 1

| | TOTAL | VOTE % | | Absentee | Early Voting | Election Day |
|--------------------------|-------|---------|-----------------------------------------------------------------------------------|----------|--------------|--------------|
| REP Debra Lehrmann | 200 | 59.17% |  | 1 | 129 | 70 |
| DEM Erin A. Nowell | 131 | 38.76% |  | 13 | 90 | 28 |
| LIB Thomas Edward Oxford | 7 | 2.07% |  | 0 | 4 | 3 |
| Total Votes Cast | 338 | 100.00% |  | 14 | 223 | 101 |
| Overvotes | 0 | | | 0 | 0 | 0 |
| Undervotes | 14 | | | 0 | 6 | 8 |




Justice, Supreme Ct. PI. 5

Vote For 1

| | TOTAL | VOTE % | | Absentee | Early Voting | Election Day |
|--------------------|-------|---------|-------------------------------------------------------------------------------------|----------|--------------|--------------|
| REP Rebeca Huddle | 208 | 61.36% |  | 1 | 134 | 73 |
| DEM Amanda Reichel | 131 | 38.64% |  | 13 | 89 | 29 |
| Total Votes Cast | 339 | 100.00% |  | 14 | 223 | 102 |
| Overvotes | 0 | | | 0 | 0 | 0 |
| Undervotes | 13 | | | 0 | 6 | 7 |

Justice, Supreme Ct. PI. 9

Vote For 1

| | TOTAL | VOTE % | | Absentee | Early Voting | Election Day |
|---------------------|-------|---------|-------------------------------------------------------------------------------------|----------|--------------|--------------|
| REP Evan Young | 206 | 61.31% |  | 1 | 134 | 71 |
| DEM Julia Maldonado | 130 | 38.69% |  | 12 | 88 | 30 |
| Total Votes Cast | 336 | 100.00% |  | 13 | 222 | 101 |
| Overvotes | 0 | | | 0 | 0 | 0 |
| Undervotes | 16 | | | 1 | 7 | 8 |

November 8, 2022

Smith County

Precinct 0066**Judge, Ct of Crim. Appeals, PI 5**

Vote For 1

| | TOTAL | VOTE % | | Absentee | Early Voting | Election Day |
|------------------|-------|---------|------------------------------------------------------------------------|----------|--------------|--------------|
| REP Scott Walker | 204 | 60.90% | <div style="width: 60.90%;"><div style="width: 60.90%;"></div></div> | 1 | 132 | 71 |
| DEM Dana Huffman | 131 | 39.10% | <div style="width: 39.10%;"><div style="width: 39.10%;"></div></div> | 13 | 89 | 29 |
| Total Votes Cast | 335 | 100.00% | <div style="width: 100.00%;"><div style="width: 100.00%;"></div></div> | 14 | 221 | 100 |
| Overvotes | 0 | | | 0 | 0 | 0 |
| Undervotes | 17 | | | 0 | 8 | 9 |

Judge, Ct of Crim. Appeals, PI 6

Vote For 1

| | TOTAL | VOTE % | | Absentee | Early Voting | Election Day |
|---------------------------|-------|---------|------------------------------------------------------------------------|----------|--------------|--------------|
| REP Jesse F. McClure, III | 206 | 61.31% | <div style="width: 61.31%;"><div style="width: 61.31%;"></div></div> | 1 | 132 | 73 |
| DEM Robert Johnson | 130 | 38.69% | <div style="width: 38.69%;"><div style="width: 38.69%;"></div></div> | 13 | 88 | 29 |
| Total Votes Cast | 336 | 100.00% | <div style="width: 100.00%;"><div style="width: 100.00%;"></div></div> | 14 | 220 | 102 |
| Overvotes | 0 | | | 0 | 0 | 0 |
| Undervotes | 16 | | | 0 | 9 | 7 |

State Representative, District 6

Vote For 1

| | TOTAL | VOTE % | | Absentee | Early Voting | Election Day |
|-------------------|-------|---------|------------------------------------------------------------------------|----------|--------------|--------------|
| REP Matt Schaefer | 207 | 61.42% | <div style="width: 61.42%;"><div style="width: 61.42%;"></div></div> | 1 | 133 | 73 |
| DEM Cody J. Grace | 130 | 38.58% | <div style="width: 38.58%;"><div style="width: 38.58%;"></div></div> | 13 | 89 | 28 |
| Total Votes Cast | 337 | 100.00% | <div style="width: 100.00%;"><div style="width: 100.00%;"></div></div> | 14 | 222 | 101 |
| Overvotes | 0 | | | 0 | 0 | 0 |
| Undervotes | 15 | | | 0 | 7 | 8 |

Smith Prop A

Vote For 1

| | TOTAL | VOTE % | | Absentee | Early Voting | Election Day |
|------------------|-------|---------|------------------------------------------------------------------------|----------|--------------|--------------|
| FOR | 159 | 46.49% | <div style="width: 46.49%;"><div style="width: 46.49%;"></div></div> | 9 | 108 | 42 |
| AGAINST | 183 | 53.51% | <div style="width: 53.51%;"><div style="width: 53.51%;"></div></div> | 4 | 114 | 65 |
| Total Votes Cast | 342 | 100.00% | <div style="width: 100.00%;"><div style="width: 100.00%;"></div></div> | 13 | 222 | 107 |
| Overvotes | 0 | | | 0 | 0 | 0 |
| Undervotes | 10 | | | 1 | 7 | 2 |

November 8, 2022

Smith County

Precinct 0071**Statistics**

| | TOTAL | Absentee | Early Voting | Election Day |
|---------------------------|--------|----------|--------------|--------------|
| Registered Voters - Total | 4,331 | | | |
| Ballots Cast - Total | 2,688 | 84 | 1,857 | 747 |
| Ballots Cast - Blank | 0 | 0 | 0 | 0 |
| Voter Turnout - Total | 62.06% | | | |

US Representative, Dist 1

Vote For 1

| | TOTAL | VOTE % | Absentee | Early Voting | Election Day |
|--------------------------|-------|---------|----------|--------------|--------------|
| REP Nathaniel Moran | 2,277 | 85.19% | 56 | 1,613 | 608 |
| DEM Jrmar (JJ) Jefferson | 396 | 14.81% | 27 | 236 | 133 |
| Total Votes Cast | 2,673 | 100.00% | 83 | 1,849 | 741 |
| Overvotes | 0 | | 0 | 0 | 0 |
| Undervotes | 15 | | 1 | 8 | 6 |

Governor

Vote For 1

| | TOTAL | VOTE % | Absentee | Early Voting | Election Day |
|--------------------------------|-------|---------|----------|--------------|--------------|
| REP Greg Abbott | 2,190 | 81.66% | 52 | 1,561 | 577 |
| DEM Beto O'Rourke | 464 | 17.30% | 31 | 279 | 154 |
| LIB Mark Tippetts | 20 | 0.75% | 0 | 12 | 8 |
| GRN Delilah Barrios | 6 | 0.22% | 1 | 1 | 4 |
| Write-In Totals | 2 | 0.07% | 0 | 0 | 2 |
| Write-In: Uncertified | 2 | 0.07% | 0 | 0 | 2 |
| Write-In: Jacqueline Abernathy | 0 | 0.00% | 0 | 0 | 0 |
| Write-In: Mark V Goloby | 0 | 0.00% | 0 | 0 | 0 |
| Not Assigned | 0 | 0.00% | 0 | 0 | 0 |
| Total Votes Cast | 2,682 | 100.00% | 84 | 1,853 | 745 |
| Overvotes | 0 | | 0 | 0 | 0 |
| Undervotes | 6 | | 0 | 4 | 2 |

Lieutenant Governor

Vote For 1

| | TOTAL | VOTE % | Absentee | Early Voting | Election Day |
|-------------------|-------|---------|----------|--------------|--------------|
| REP Dan Patrick | 2,138 | 80.26% | 53 | 1,525 | 560 |
| DEM Mike Collier | 476 | 17.87% | 30 | 290 | 156 |
| LIB Shanna Steele | 50 | 1.88% | 0 | 27 | 23 |
| Total Votes Cast | 2,664 | 100.00% | 83 | 1,842 | 739 |
| Overvotes | 0 | | 0 | 0 | 0 |
| Undervotes | 24 | | 1 | 15 | 8 |

November 8, 2022

Smith County

Precinct 0071**Attorney General**

Vote For 1

| | TOTAL | VOTE % | | Absentee | Early Voting | Election Day |
|-----------------------------|-------|---------|------------------------------------------------------------------------|----------|--------------|--------------|
| REP Ken Paxton | 2,093 | 78.86% | <div style="width: 78.86%;"><div style="width: 78.86%;"></div></div> | 48 | 1,484 | 561 |
| DEM Rochelle Mercedes Garza | 489 | 18.42% | <div style="width: 18.42%;"><div style="width: 18.42%;"></div></div> | 33 | 303 | 153 |
| LIB Mark Ash | 72 | 2.71% | <div style="width: 2.71%;"><div style="width: 2.71%;"></div></div> | 2 | 46 | 24 |
| Total Votes Cast | 2,654 | 100.00% | <div style="width: 100.00%;"><div style="width: 100.00%;"></div></div> | 83 | 1,833 | 738 |
| Overvotes | 0 | | | 0 | 0 | 0 |
| Undervotes | 34 | | | 1 | 24 | 9 |

Comptroller of Public Accounts

Vote For 1

| | TOTAL | VOTE % | | Absentee | Early Voting | Election Day |
|--------------------------------|-------|---------|------------------------------------------------------------------------|----------|--------------|--------------|
| REP Glenn Hegar | 2,203 | 83.10% | <div style="width: 83.10%;"><div style="width: 83.10%;"></div></div> | 53 | 1,558 | 592 |
| DEM Janet T. Dudding | 416 | 15.69% | <div style="width: 15.69%;"><div style="width: 15.69%;"></div></div> | 31 | 257 | 128 |
| LIB V. Alonzo Echevarria-Garza | 32 | 1.21% | <div style="width: 1.21%;"><div style="width: 1.21%;"></div></div> | 0 | 16 | 16 |
| Total Votes Cast | 2,651 | 100.00% | <div style="width: 100.00%;"><div style="width: 100.00%;"></div></div> | 84 | 1,831 | 736 |
| Overvotes | 0 | | | 0 | 0 | 0 |
| Undervotes | 37 | | | 0 | 26 | 11 |

Comm. General Land Office

Vote For 1

| | TOTAL | VOTE % | | Absentee | Early Voting | Election Day |
|--------------------------------|-------|---------|------------------------------------------------------------------------|----------|--------------|--------------|
| REP Dawn Buckingham | 2,176 | 82.36% | <div style="width: 82.36%;"><div style="width: 82.36%;"></div></div> | 53 | 1,537 | 586 |
| DEM Jay Kleberg | 443 | 16.77% | <div style="width: 16.77%;"><div style="width: 16.77%;"></div></div> | 31 | 279 | 133 |
| GRN Alfred Molison, Jr. | 23 | 0.87% | <div style="width: 0.87%;"><div style="width: 0.87%;"></div></div> | 0 | 8 | 15 |
| Write-In Totals | 0 | 0.00% | <div style="width: 0.00%;"><div style="width: 0.00%;"></div></div> | 0 | 0 | 0 |
| Write-In: Carrie Evelyn Menger | 0 | 0.00% | <div style="width: 0.00%;"><div style="width: 0.00%;"></div></div> | 0 | 0 | 0 |
| Write-In: Uncertified | 0 | 0.00% | <div style="width: 0.00%;"><div style="width: 0.00%;"></div></div> | 0 | 0 | 0 |
| Not Assigned | 0 | 0.00% | <div style="width: 0.00%;"><div style="width: 0.00%;"></div></div> | 0 | 0 | 0 |
| Total Votes Cast | 2,642 | 100.00% | <div style="width: 100.00%;"><div style="width: 100.00%;"></div></div> | 84 | 1,824 | 734 |
| Overvotes | 0 | | | 0 | 0 | 0 |
| Undervotes | 46 | | | 0 | 33 | 13 |

Commissioner of Agriculture

Vote For 1






| | TOTAL | VOTE % | | Absentee | Early Voting | Election Day |
|------------------|-------|---------|------------------------------------------------------------------------|----------|--------------|--------------|
| REP Sid Miller | 2,193 | 83.35% | <div style="width: 83.35%;"><div style="width: 83.35%;"></div></div> | 52 | 1,555 | 586 |
| DEM Susan Hays | 438 | 16.65% | <div style="width: 16.65%;"><div style="width: 16.65%;"></div></div> | 31 | 269 | 138 |
| Total Votes Cast | 2,631 | 100.00% | <div style="width: 100.00%;"><div style="width: 100.00%;"></div></div> | 83 | 1,824 | 724 |
| Overvotes | 0 | | | 0 | 0 | 0 |
| Undervotes | 57 | | | 1 | 33 | 23 |

November 8, 2022

Smith County





Precinct 0071**Railroad Commissioner**

Vote For 1

| | TOTAL | VOTE % | | Absentee | Early Voting | Election Day |
|-----------------------|-------|---------|-----------------------------------------------------------------------------------|----------|--------------|--------------|
| REP Wayne Christian | 2,174 | 82.44% |  | 52 | 1,550 | 572 |
| DEM Luke Warford | 412 | 15.62% |  | 31 | 253 | 128 |
| LIB Jaime Andres Diez | 42 | 1.59% |  | 0 | 20 | 22 |
| GRN Hunter Wayne Crow | 9 | 0.34% |  | 1 | 3 | 5 |
| Total Votes Cast | 2,637 | 100.00% |  | 84 | 1,826 | 727 |
| Overvotes | 0 | | | 0 | 0 | 0 |
| Undervotes | 51 | | | 0 | 31 | 20 |




Justice, Supreme Ct. PI. 3

Vote For 1

| | TOTAL | VOTE % | | Absentee | Early Voting | Election Day |
|--------------------------|-------|---------|-----------------------------------------------------------------------------------|----------|--------------|--------------|
| REP Debra Lehrmann | 2,186 | 82.58% |  | 54 | 1,553 | 579 |
| DEM Erin A. Nowell | 424 | 16.02% |  | 30 | 254 | 140 |
| LIB Thomas Edward Oxford | 37 | 1.40% |  | 0 | 19 | 18 |
| Total Votes Cast | 2,647 | 100.00% |  | 84 | 1,826 | 737 |
| Overvotes | 0 | | | 0 | 0 | 0 |
| Undervotes | 41 | | | 0 | 31 | 10 |




Justice, Supreme Ct. PI. 5

Vote For 1

| | TOTAL | VOTE % | | Absentee | Early Voting | Election Day |
|--------------------|-------|---------|-------------------------------------------------------------------------------------|----------|--------------|--------------|
| REP Rebeca Huddle | 2,196 | 83.12% |  | 54 | 1,554 | 588 |
| DEM Amanda Reichel | 446 | 16.88% |  | 30 | 270 | 146 |
| Total Votes Cast | 2,642 | 100.00% |  | 84 | 1,824 | 734 |
| Overvotes | 0 | | | 0 | 0 | 0 |
| Undervotes | 46 | | | 0 | 33 | 13 |

Justice, Supreme Ct. PI. 9

Vote For 1

| | TOTAL | VOTE % | | Absentee | Early Voting | Election Day |
|---------------------|-------|---------|-------------------------------------------------------------------------------------|----------|--------------|--------------|
| REP Evan Young | 2,195 | 83.08% |  | 53 | 1,555 | 587 |
| DEM Julia Maldonado | 447 | 16.92% |  | 31 | 270 | 146 |
| Total Votes Cast | 2,642 | 100.00% |  | 84 | 1,825 | 733 |
| Overvotes | 0 | | | 0 | 0 | 0 |
| Undervotes | 46 | | | 0 | 32 | 14 |

November 8, 2022

Smith County

Precinct 0071**Judge, Ct of Crim. Appeals, PI 5**

Vote For 1

| | TOTAL | VOTE % | | Absentee | Early Voting | Election Day |
|------------------|-------|---------|------------------------------------------------------------------------|----------|--------------|--------------|
| REP Scott Walker | 2,192 | 83.31% | <div style="width: 83.31%;"><div style="width: 83.31%;"></div></div> | 51 | 1,558 | 583 |
| DEM Dana Huffman | 439 | 16.69% | <div style="width: 16.69%;"><div style="width: 16.69%;"></div></div> | 30 | 265 | 144 |
| Total Votes Cast | 2,631 | 100.00% | <div style="width: 100.00%;"><div style="width: 100.00%;"></div></div> | 81 | 1,823 | 727 |
| Overvotes | 0 | | | 0 | 0 | 0 |
| Undervotes | 57 | | | 3 | 34 | 20 |

Judge, Ct of Crim. Appeals, PI 6

Vote For 1

| | TOTAL | VOTE % | | Absentee | Early Voting | Election Day |
|---------------------------|-------|---------|------------------------------------------------------------------------|----------|--------------|--------------|
| REP Jesse F. McClure, III | 2,192 | 83.54% | <div style="width: 83.54%;"><div style="width: 83.54%;"></div></div> | 54 | 1,549 | 589 |
| DEM Robert Johnson | 432 | 16.46% | <div style="width: 16.46%;"><div style="width: 16.46%;"></div></div> | 28 | 267 | 137 |
| Total Votes Cast | 2,624 | 100.00% | <div style="width: 100.00%;"><div style="width: 100.00%;"></div></div> | 82 | 1,816 | 726 |
| Overvotes | 0 | | | 0 | 0 | 0 |
| Undervotes | 64 | | | 2 | 41 | 21 |

State Representative, District 6

Vote For 1

| | TOTAL | VOTE % | | Absentee | Early Voting | Election Day |
|-------------------|-------|---------|------------------------------------------------------------------------|----------|--------------|--------------|
| REP Matt Schaefer | 2,170 | 81.82% | <div style="width: 81.82%;"><div style="width: 81.82%;"></div></div> | 48 | 1,543 | 579 |
| DEM Cody J. Grace | 482 | 18.18% | <div style="width: 18.18%;"><div style="width: 18.18%;"></div></div> | 32 | 290 | 160 |
| Total Votes Cast | 2,652 | 100.00% | <div style="width: 100.00%;"><div style="width: 100.00%;"></div></div> | 80 | 1,833 | 739 |
| Overvotes | 0 | | | 0 | 0 | 0 |
| Undervotes | 36 | | | 4 | 24 | 8 |

Smith Prop A

Vote For 1

| | TOTAL | VOTE % | | Absentee | Early Voting | Election Day |
|------------------|-------|---------|------------------------------------------------------------------------|----------|--------------|--------------|
| FOR | 1,699 | 64.43% | <div style="width: 64.43%;"><div style="width: 64.43%;"></div></div> | 62 | 1,211 | 426 |
| AGAINST | 938 | 35.57% | <div style="width: 35.57%;"><div style="width: 35.57%;"></div></div> | 15 | 615 | 308 |
| Total Votes Cast | 2,637 | 100.00% | <div style="width: 100.00%;"><div style="width: 100.00%;"></div></div> | 77 | 1,826 | 734 |
| Overvotes | 0 | | | 0 | 0 | 0 |
| Undervotes | 51 | | | 7 | 31 | 13 |

ESD2 5 District 5

Vote For 1

| | TOTAL | VOTE % | | Absentee | Early Voting | Election Day |
|------------------|-------|--------|--|----------|--------------|--------------|
| Scotty Thornton | 0 | | | 0 | 0 | 0 |
| Hunter Rath | 0 | | | 0 | 0 | 0 |
| Total Votes Cast | 0 | | | 0 | 0 | 0 |
| Overvotes | 0 | | | 0 | 0 | 0 |
| Undervotes | 0 | | | 0 | 0 | 0 |




November 8, 2022

Smith County

Precinct 0071

WHISD Prop A

Vote For 1

| | TOTAL | VOTE % | | Absentee | Early Voting | Election Day |
|------------------|-------|---------|-----------------------------------------------------------------------------------|----------|--------------|--------------|
| FOR | 1 | 33.33% |  | 0 | 1 | 0 |
| AGAINST | 2 | 66.67% |  | 0 | 2 | 0 |
| Total Votes Cast | 3 | 100.00% |  | 0 | 3 | 0 |
| Overvotes | 0 | | | 0 | 0 | 0 |
| Undervotes | 0 | | | 0 | 0 | 0 |

November 8, 2022

Smith County

Precinct 0073

Statistics

| | TOTAL | Absentee | Early Voting | Election Day |
|---------------------------|--------|----------|--------------|--------------|
| Registered Voters - Total | 692 | | | |
| Ballots Cast - Total | 297 | 16 | 180 | 101 |
| Ballots Cast - Blank | 0 | 0 | 0 | 0 |
| Voter Turnout - Total | 42.92% | | | |

US Representative, Dist 1

Vote For 1

| | TOTAL | VOTE % | Absentee | Early Voting | Election Day |
|--------------------------|-------|---------|----------|--------------|--------------|
| REP Nathaniel Moran | 188 | 64.38% | 10 | 112 | 66 |
| DEM Jrmar (JJ) Jefferson | 104 | 35.62% | 6 | 66 | 32 |
| Total Votes Cast | 292 | 100.00% | 16 | 178 | 98 |
| Overvotes | 0 | | 0 | 0 | 0 |
| Undervotes | 5 | | 0 | 2 | 3 |

Governor

Vote For 1

| | TOTAL | VOTE % | Absentee | Early Voting | Election Day |
|--------------------------------|-------|---------|----------|--------------|--------------|
| REP Greg Abbott | 185 | 62.29% | 8 | 111 | 66 |
| DEM Beto O'Rourke | 109 | 36.70% | 8 | 66 | 35 |
| LIB Mark Tippetts | 3 | 1.01% | 0 | 3 | 0 |
| GRN Delilah Barrios | 0 | 0.00% | 0 | 0 | 0 |
| Write-In Totals | 0 | 0.00% | 0 | 0 | 0 |
| Write-In: Jacqueline Abernathy | 0 | 0.00% | 0 | 0 | 0 |
| Write-In: Mark V Goloby | 0 | 0.00% | 0 | 0 | 0 |
| Write-In: Uncertified | 0 | 0.00% | 0 | 0 | 0 |
| Not Assigned | 0 | 0.00% | 0 | 0 | 0 |
| Total Votes Cast | 297 | 100.00% | 16 | 180 | 101 |
| Overvotes | 0 | | 0 | 0 | 0 |
| Undervotes | 0 | | 0 | 0 | 0 |

Lieutenant Governor

Vote For 1

| | TOTAL | VOTE % | Absentee | Early Voting | Election Day |
|-------------------|-------|---------|----------|--------------|--------------|
| REP Dan Patrick | 182 | 61.69% | 7 | 110 | 65 |
| DEM Mike Collier | 102 | 34.58% | 9 | 64 | 29 |
| LIB Shanna Steele | 11 | 3.73% | 0 | 5 | 6 |
| Total Votes Cast | 295 | 100.00% | 16 | 179 | 100 |
| Overvotes | 0 | | 0 | 0 | 0 |
| Undervotes | 2 | | 0 | 1 | 1 |

November 8, 2022

Smith County

Precinct 0073**Attorney General**

Vote For 1

| | TOTAL | VOTE % | | Absentee | Early Voting | Election Day |
|-----------------------------|-------|---------|------------------------------------------------------------------------|----------|--------------|--------------|
| REP Ken Paxton | 178 | 60.75% | <div style="width: 60.75%;"><div style="width: 60.75%;"></div></div> | 7 | 110 | 61 |
| DEM Rochelle Mercedes Garza | 107 | 36.52% | <div style="width: 36.52%;"><div style="width: 36.52%;"></div></div> | 9 | 65 | 33 |
| LIB Mark Ash | 8 | 2.73% | <div style="width: 2.73%;"><div style="width: 2.73%;"></div></div> | 0 | 3 | 5 |
| Total Votes Cast | 293 | 100.00% | <div style="width: 100.00%;"><div style="width: 100.00%;"></div></div> | 16 | 178 | 99 |
| Overvotes | 0 | | | 0 | 0 | 0 |
| Undervotes | 4 | | | 0 | 2 | 2 |

Comptroller of Public Accounts

Vote For 1

| | TOTAL | VOTE % | | Absentee | Early Voting | Election Day |
|--------------------------------|-------|---------|------------------------------------------------------------------------|----------|--------------|--------------|
| REP Glenn Hegar | 176 | 60.69% | <div style="width: 60.69%;"><div style="width: 60.69%;"></div></div> | 8 | 107 | 61 |
| DEM Janet T. Dudding | 105 | 36.21% | <div style="width: 36.21%;"><div style="width: 36.21%;"></div></div> | 7 | 68 | 30 |
| LIB V. Alonzo Echevarria-Garza | 9 | 3.10% | <div style="width: 3.10%;"><div style="width: 3.10%;"></div></div> | 0 | 2 | 7 |
| Total Votes Cast | 290 | 100.00% | <div style="width: 100.00%;"><div style="width: 100.00%;"></div></div> | 15 | 177 | 98 |
| Overvotes | 0 | | | 0 | 0 | 0 |
| Undervotes | 7 | | | 1 | 3 | 3 |

Comm. General Land Office

Vote For 1

| | TOTAL | VOTE % | | Absentee | Early Voting | Election Day |
|--------------------------------|-------|---------|------------------------------------------------------------------------|----------|--------------|--------------|
| REP Dawn Buckingham | 178 | 61.38% | <div style="width: 61.38%;"><div style="width: 61.38%;"></div></div> | 7 | 110 | 61 |
| DEM Jay Kleberg | 108 | 37.24% | <div style="width: 37.24%;"><div style="width: 37.24%;"></div></div> | 8 | 66 | 34 |
| GRN Alfred Molison, Jr. | 4 | 1.38% | <div style="width: 1.38%;"><div style="width: 1.38%;"></div></div> | 1 | 1 | 2 |
| Write-In Totals | 0 | 0.00% | <div style="width: 0.00%;"><div style="width: 0.00%;"></div></div> | 0 | 0 | 0 |
| Write-In: Carrie Evelyn Menger | 0 | 0.00% | <div style="width: 0.00%;"><div style="width: 0.00%;"></div></div> | 0 | 0 | 0 |
| Write-In: Uncertified | 0 | 0.00% | <div style="width: 0.00%;"><div style="width: 0.00%;"></div></div> | 0 | 0 | 0 |
| Not Assigned | 0 | 0.00% | <div style="width: 0.00%;"><div style="width: 0.00%;"></div></div> | 0 | 0 | 0 |
| Total Votes Cast | 290 | 100.00% | <div style="width: 100.00%;"><div style="width: 100.00%;"></div></div> | 16 | 177 | 97 |
| Overvotes | 0 | | | 0 | 0 | 0 |
| Undervotes | 7 | | | 0 | 3 | 4 |

Commissioner of Agriculture

Vote For 1

| | TOTAL | VOTE % | | Absentee | Early Voting | Election Day |
|------------------|-------|---------|------------------------------------------------------------------------|----------|--------------|--------------|
| REP Sid Miller | 183 | 62.46% | <div style="width: 62.46%;"><div style="width: 62.46%;"></div></div> | 8 | 109 | 66 |
| DEM Susan Hays | 110 | 37.54% | <div style="width: 37.54%;"><div style="width: 37.54%;"></div></div> | 8 | 68 | 34 |
| Total Votes Cast | 293 | 100.00% | <div style="width: 100.00%;"><div style="width: 100.00%;"></div></div> | 16 | 177 | 100 |
| Overvotes | 0 | | | 0 | 0 | 0 |
| Undervotes | 4 | | | 0 | 3 | 1 |

November 8, 2022

Smith County

Precinct 0073

Railroad Commissioner

Vote For 1

| | TOTAL | VOTE % | | Absentee | Early Voting | Election Day |
|-------------------------|------------|----------------|--|-----------|--------------|--------------|
| REP Wayne Christian | 175 | 60.34% | | 7 | 107 | 61 |
| DEM Luke Warford | 99 | 34.14% | | 8 | 61 | 30 |
| LIB Jaime Andres Diez | 13 | 4.48% | | 0 | 6 | 7 |
| GRN Hunter Wayne Crow | 3 | 1.03% | | 1 | 1 | 1 |
| Total Votes Cast | 290 | 100.00% | | 16 | 175 | 99 |
| Overvotes | 0 | | | 0 | 0 | 0 |
| Undervotes | 7 | | | 0 | 5 | 2 |

Justice, Supreme Ct. PI. 3

Vote For 1

| | TOTAL | VOTE % | | Absentee | Early Voting | Election Day |
|--------------------------|------------|----------------|--|-----------|--------------|--------------|
| REP Debra Lehrmann | 179 | 61.72% | | 7 | 108 | 64 |
| DEM Erin A. Nowell | 103 | 35.52% | | 8 | 65 | 30 |
| LIB Thomas Edward Oxford | 8 | 2.76% | | 1 | 2 | 5 |
| Total Votes Cast | 290 | 100.00% | | 16 | 175 | 99 |
| Overvotes | 0 | | | 0 | 0 | 0 |
| Undervotes | 7 | | | 0 | 5 | 2 |

Justice, Supreme Ct. PI. 5

Vote For 1

| | TOTAL | VOTE % | | Absentee | Early Voting | Election Day |
|-------------------------|------------|----------------|--|-----------|--------------|--------------|
| REP Rebeca Huddle | 182 | 63.41% | | 6 | 110 | 66 |
| DEM Amanda Reichek | 105 | 36.59% | | 10 | 65 | 30 |
| Total Votes Cast | 287 | 100.00% | | 16 | 175 | 96 |
| Overvotes | 0 | | | 0 | 0 | 0 |
| Undervotes | 10 | | | 0 | 5 | 5 |

Justice, Supreme Ct. PI. 9

Vote For 1




| | TOTAL | VOTE % | | Absentee | Early Voting | Election Day |
|-------------------------|------------|----------------|--|-----------|--------------|--------------|
| REP Evan Young | 180 | 62.28% | | 6 | 110 | 64 |
| DEM Julia Maldonado | 109 | 37.72% | | 10 | 65 | 34 |
| Total Votes Cast | 289 | 100.00% | | 16 | 175 | 98 |
| Overvotes | 0 | | | 0 | 0 | 0 |
| Undervotes | 8 | | | 0 | 5 | 3 |

November 8, 2022

Smith County




Precinct 0073**Judge, Ct of Crim. Appeals, PI 5**

Vote For 1

| | TOTAL | VOTE % | | Absentee | Early Voting | Election Day |
|------------------|-------|---------|-----------------------------------------------------------------------------------|----------|--------------|--------------|
| REP Scott Walker | 180 | 62.50% |  | 6 | 109 | 65 |
| DEM Dana Huffman | 108 | 37.50% |  | 9 | 66 | 33 |
| Total Votes Cast | 288 | 100.00% |  | 15 | 175 | 98 |
| Overvotes | 0 | | | 0 | 0 | 0 |
| Undervotes | 9 | | | 1 | 5 | 3 |




Judge, Ct of Crim. Appeals, PI 6

Vote For 1

| | TOTAL | VOTE % | | Absentee | Early Voting | Election Day |
|---------------------------|-------|---------|-----------------------------------------------------------------------------------|----------|--------------|--------------|
| REP Jesse F. McClure, III | 179 | 62.15% |  | 7 | 107 | 65 |
| DEM Robert Johnson | 109 | 37.85% |  | 9 | 67 | 33 |
| Total Votes Cast | 288 | 100.00% |  | 16 | 174 | 98 |
| Overvotes | 0 | | | 0 | 0 | 0 |
| Undervotes | 9 | | | 0 | 6 | 3 |




State Representative, District 6

Vote For 1

| | TOTAL | VOTE % | | Absentee | Early Voting | Election Day |
|-------------------|-------|---------|-------------------------------------------------------------------------------------|----------|--------------|--------------|
| REP Matt Schaefer | 184 | 63.67% |  | 7 | 111 | 66 |
| DEM Cody J. Grace | 105 | 36.33% |  | 7 | 65 | 33 |
| Total Votes Cast | 289 | 100.00% |  | 14 | 176 | 99 |
| Overvotes | 0 | | | 0 | 0 | 0 |
| Undervotes | 8 | | | 2 | 4 | 2 |

Smith Prop A

Vote For 1

| | TOTAL | VOTE % | | Absentee | Early Voting | Election Day |
|------------------|-------|---------|-------------------------------------------------------------------------------------|----------|--------------|--------------|
| FOR | 147 | 50.87% |  | 6 | 91 | 50 |
| AGAINST | 142 | 49.13% |  | 8 | 88 | 46 |
| Total Votes Cast | 289 | 100.00% |  | 14 | 179 | 96 |
| Overvotes | 0 | | | 0 | 0 | 0 |
| Undervotes | 8 | | | 2 | 1 | 5 |

November 8, 2022

Smith County

Precinct 0074

Statistics

| | TOTAL | Absentee | Early Voting | Election Day |
|---------------------------|--------|----------|--------------|--------------|
| Registered Voters - Total | 698 | | | |
| Ballots Cast - Total | 430 | 31 | 288 | 111 |
| Ballots Cast - Blank | 0 | 0 | 0 | 0 |
| Voter Turnout - Total | 61.60% | | | |

US Representative, Dist 1

Vote For 1

| | TOTAL | VOTE % | | Absentee | Early Voting | Election Day |
|-------------------------|-------|---------|--|----------|--------------|--------------|
| REP Nathaniel Moran | 356 | 83.37% | | 22 | 249 | 85 |
| DEM Jrmr (JJ) Jefferson | 71 | 16.63% | | 8 | 38 | 25 |
| Total Votes Cast | 427 | 100.00% | | 30 | 287 | 110 |
| Overvotes | 0 | | | 0 | 0 | 0 |
| Undervotes | 3 | | | 1 | 1 | 1 |

Governor

Vote For 1

| | TOTAL | VOTE % | | Absentee | Early Voting | Election Day |
|--------------------------------|-------|---------|--|----------|--------------|--------------|
| REP Greg Abbott | 345 | 80.42% | | 21 | 240 | 84 |
| DEM Beto O'Rourke | 82 | 19.11% | | 9 | 47 | 26 |
| LIB Mark Tippetts | 2 | 0.47% | | 0 | 1 | 1 |
| GRN Delilah Barrios | 0 | 0.00% | | 0 | 0 | 0 |
| Write-In Totals | 0 | 0.00% | | 0 | 0 | 0 |
| Write-In: Jacqueline Abernathy | 0 | 0.00% | | 0 | 0 | 0 |
| Write-In: Mark V Goloby | 0 | 0.00% | | 0 | 0 | 0 |
| Write-In: Uncertified | 0 | 0.00% | | 0 | 0 | 0 |
| Not Assigned | 0 | 0.00% | | 0 | 0 | 0 |
| Total Votes Cast | 429 | 100.00% | | 30 | 288 | 111 |
| Overvotes | 0 | | | 0 | 0 | 0 |
| Undervotes | 1 | | | 1 | 0 | 0 |

Lieutenant Governor

Vote For 1

| | TOTAL | VOTE % | | Absentee | Early Voting | Election Day |
|-------------------|-------|---------|--|----------|--------------|--------------|
| REP Dan Patrick | 325 | 76.65% | | 22 | 226 | 77 |
| DEM Mike Collier | 87 | 20.52% | | 8 | 50 | 29 |
| LIB Shanna Steele | 12 | 2.83% | | 0 | 9 | 3 |
| Total Votes Cast | 424 | 100.00% | | 30 | 285 | 109 |
| Overvotes | 0 | | | 0 | 0 | 0 |
| Undervotes | 6 | | | 1 | 3 | 2 |

November 8, 2022

Smith County

Precinct 0074**Attorney General**

Vote For 1

| | TOTAL | VOTE % | | Absentee | Early Voting | Election Day |
|-----------------------------|-------|---------|------------------------------------------------------------------------|----------|--------------|--------------|
| REP Ken Paxton | 329 | 77.23% | <div style="width: 77.23%;"><div style="width: 77.23%;"></div></div> | 22 | 225 | 82 |
| DEM Rochelle Mercedes Garza | 85 | 19.95% | <div style="width: 19.95%;"><div style="width: 19.95%;"></div></div> | 9 | 51 | 25 |
| LIB Mark Ash | 12 | 2.82% | <div style="width: 2.82%;"><div style="width: 2.82%;"></div></div> | 0 | 9 | 3 |
| Total Votes Cast | 426 | 100.00% | <div style="width: 100.00%;"><div style="width: 100.00%;"></div></div> | 31 | 285 | 110 |
| Overvotes | 0 | | | 0 | 0 | 0 |
| Undervotes | 4 | | | 0 | 3 | 1 |

Comptroller of Public Accounts

Vote For 1

| | TOTAL | VOTE % | | Absentee | Early Voting | Election Day |
|--------------------------------|-------|---------|------------------------------------------------------------------------|----------|--------------|--------------|
| REP Glenn Hegar | 338 | 80.67% | <div style="width: 80.67%;"><div style="width: 80.67%;"></div></div> | 20 | 236 | 82 |
| DEM Janet T. Dudding | 75 | 17.90% | <div style="width: 17.90%;"><div style="width: 17.90%;"></div></div> | 8 | 45 | 22 |
| LIB V. Alonzo Echevarria-Garza | 6 | 1.43% | <div style="width: 1.43%;"><div style="width: 1.43%;"></div></div> | 0 | 3 | 3 |
| Total Votes Cast | 419 | 100.00% | <div style="width: 100.00%;"><div style="width: 100.00%;"></div></div> | 28 | 284 | 107 |
| Overvotes | 0 | | | 0 | 0 | 0 |
| Undervotes | 11 | | | 3 | 4 | 4 |

Comm. General Land Office

Vote For 1

| | TOTAL | VOTE % | | Absentee | Early Voting | Election Day |
|--------------------------------|-------|---------|------------------------------------------------------------------------|----------|--------------|--------------|
| REP Dawn Buckingham | 334 | 79.90% | <div style="width: 79.90%;"><div style="width: 79.90%;"></div></div> | 20 | 232 | 82 |
| DEM Jay Kleberg | 79 | 18.90% | <div style="width: 18.90%;"><div style="width: 18.90%;"></div></div> | 9 | 45 | 25 |
| GRN Alfred Molison, Jr. | 5 | 1.20% | <div style="width: 1.20%;"><div style="width: 1.20%;"></div></div> | 0 | 4 | 1 |
| Write-In Totals | 0 | 0.00% | <div style="width: 0.00%;"><div style="width: 0.00%;"></div></div> | 0 | 0 | 0 |
| Write-In: Carrie Evelyn Menger | 0 | 0.00% | <div style="width: 0.00%;"><div style="width: 0.00%;"></div></div> | 0 | 0 | 0 |
| Write-In: Uncertified | 0 | 0.00% | <div style="width: 0.00%;"><div style="width: 0.00%;"></div></div> | 0 | 0 | 0 |
| Not Assigned | 0 | 0.00% | <div style="width: 0.00%;"><div style="width: 0.00%;"></div></div> | 0 | 0 | 0 |
| Total Votes Cast | 418 | 100.00% | <div style="width: 100.00%;"><div style="width: 100.00%;"></div></div> | 29 | 281 | 108 |
| Overvotes | 0 | | | 0 | 0 | 0 |
| Undervotes | 12 | | | 2 | 7 | 3 |

Commissioner of Agriculture

Vote For 1






| | TOTAL | VOTE % | | Absentee | Early Voting | Election Day |
|------------------|-------|---------|------------------------------------------------------------------------|----------|--------------|--------------|
| REP Sid Miller | 333 | 80.43% | <div style="width: 80.43%;"><div style="width: 80.43%;"></div></div> | 20 | 233 | 80 |
| DEM Susan Hays | 81 | 19.57% | <div style="width: 19.57%;"><div style="width: 19.57%;"></div></div> | 9 | 47 | 25 |
| Total Votes Cast | 414 | 100.00% | <div style="width: 100.00%;"><div style="width: 100.00%;"></div></div> | 29 | 280 | 105 |
| Overvotes | 0 | | | 0 | 0 | 0 |
| Undervotes | 16 | | | 2 | 8 | 6 |

November 8, 2022

Smith County





Precinct 0074**Railroad Commissioner**

Vote For 1

| | TOTAL | VOTE % | | Absentee | Early Voting | Election Day |
|-----------------------|-------|---------|-----------------------------------------------------------------------------------|----------|--------------|--------------|
| REP Wayne Christian | 326 | 78.74% |  | 21 | 227 | 78 |
| DEM Luke Warford | 77 | 18.60% |  | 8 | 47 | 22 |
| LIB Jaime Andres Diez | 8 | 1.93% |  | 0 | 4 | 4 |
| GRN Hunter Wayne Crow | 3 | 0.72% |  | 0 | 2 | 1 |
| Total Votes Cast | 414 | 100.00% |  | 29 | 280 | 105 |
| Overvotes | 0 | | | 0 | 0 | 0 |
| Undervotes | 16 | | | 2 | 8 | 6 |




Justice, Supreme Ct. PI. 3

Vote For 1

| | TOTAL | VOTE % | | Absentee | Early Voting | Election Day |
|--------------------------|-------|---------|-----------------------------------------------------------------------------------|----------|--------------|--------------|
| REP Debra Lehrmann | 335 | 80.53% |  | 21 | 236 | 78 |
| DEM Erin A. Nowell | 74 | 17.79% |  | 8 | 42 | 24 |
| LIB Thomas Edward Oxford | 7 | 1.68% |  | 0 | 3 | 4 |
| Total Votes Cast | 416 | 100.00% |  | 29 | 281 | 106 |
| Overvotes | 0 | | | 0 | 0 | 0 |
| Undervotes | 14 | | | 2 | 7 | 5 |




Justice, Supreme Ct. PI. 5

Vote For 1

| | TOTAL | VOTE % | | Absentee | Early Voting | Election Day |
|--------------------|-------|---------|-------------------------------------------------------------------------------------|----------|--------------|--------------|
| REP Rebeca Huddle | 336 | 80.38% |  | 22 | 232 | 82 |
| DEM Amanda Reichel | 82 | 19.62% |  | 8 | 49 | 25 |
| Total Votes Cast | 418 | 100.00% |  | 30 | 281 | 107 |
| Overvotes | 0 | | | 0 | 0 | 0 |
| Undervotes | 12 | | | 1 | 7 | 4 |

Justice, Supreme Ct. PI. 9

Vote For 1

| | TOTAL | VOTE % | | Absentee | Early Voting | Election Day |
|---------------------|-------|---------|-------------------------------------------------------------------------------------|----------|--------------|--------------|
| REP Evan Young | 333 | 80.24% |  | 20 | 232 | 81 |
| DEM Julia Maldonado | 82 | 19.76% |  | 9 | 47 | 26 |
| Total Votes Cast | 415 | 100.00% |  | 29 | 279 | 107 |
| Overvotes | 0 | | | 0 | 0 | 0 |
| Undervotes | 15 | | | 2 | 9 | 4 |

November 8, 2022

Smith County

Precinct 0074

Judge, Ct of Crim. Appeals, PI 5

Vote For 1

| | TOTAL | VOTE % | | Absentee | Early Voting | Election Day |
|------------------|-------|---------|--|----------|--------------|--------------|
| REP Scott Walker | 337 | 80.82% | | 21 | 235 | 81 |
| DEM Dana Huffman | 80 | 19.18% | | 8 | 46 | 26 |
| Total Votes Cast | 417 | 100.00% | | 29 | 281 | 107 |
| Overvotes | 0 | | | 0 | 0 | 0 |
| Undervotes | 13 | | | 2 | 7 | 4 |

Judge, Ct of Crim. Appeals, PI 6

Vote For 1

| | TOTAL | VOTE % | | Absentee | Early Voting | Election Day |
|---------------------------|-------|---------|--|----------|--------------|--------------|
| REP Jesse F. McClure, III | 339 | 81.69% | | 20 | 237 | 82 |
| DEM Robert Johnson | 76 | 18.31% | | 9 | 43 | 24 |
| Total Votes Cast | 415 | 100.00% | | 29 | 280 | 106 |
| Overvotes | 0 | | | 0 | 0 | 0 |
| Undervotes | 15 | | | 2 | 8 | 5 |

State Representative, District 6

Vote For 1

| | TOTAL | VOTE % | | Absentee | Early Voting | Election Day |
|-------------------|-------|---------|--|----------|--------------|--------------|
| REP Matt Schaefer | 331 | 79.00% | | 18 | 232 | 81 |
| DEM Cody J. Grace | 88 | 21.00% | | 8 | 54 | 26 |
| Total Votes Cast | 419 | 100.00% | | 26 | 286 | 107 |
| Overvotes | 0 | | | 0 | 0 | 0 |
| Undervotes | 11 | | | 5 | 2 | 4 |

Smith Prop A

Vote For 1

| | TOTAL | VOTE % | | Absentee | Early Voting | Election Day |
|------------------|-------|---------|--|----------|--------------|--------------|
| FOR | 294 | 69.83% | | 19 | 200 | 75 |
| AGAINST | 127 | 30.17% | | 7 | 85 | 35 |
| Total Votes Cast | 421 | 100.00% | | 26 | 285 | 110 |
| Overvotes | 0 | | | 0 | 0 | 0 |
| Undervotes | 9 | | | 5 | 3 | 1 |

November 8, 2022

Smith County

Precinct 0075**Statistics**

| | TOTAL | Absentee | Early Voting | Election Day |
|---------------------------|--------|----------|--------------|--------------|
| Registered Voters - Total | 3,465 | | | |
| Ballots Cast - Total | 2,060 | 83 | 1,496 | 481 |
| Ballots Cast - Blank | 1 | 0 | 1 | 0 |
| Voter Turnout - Total | 59.45% | | | |

US Representative, Dist 1

Vote For 1

| | TOTAL | VOTE % | Absentee | Early Voting | Election Day |
|--------------------------|-------|---------|----------|--------------|--------------|
| REP Nathaniel Moran | 1,852 | 90.30% | 59 | 1,358 | 435 |
| DEM Jrmar (JJ) Jefferson | 199 | 9.70% | 22 | 132 | 45 |
| Total Votes Cast | 2,051 | 100.00% | 81 | 1,490 | 480 |
| Overvotes | 0 | | 0 | 0 | 0 |
| Undervotes | 9 | | 2 | 6 | 1 |

Governor

Vote For 1

| | TOTAL | VOTE % | Absentee | Early Voting | Election Day |
|--------------------------------|-------|---------|----------|--------------|--------------|
| REP Greg Abbott | 1,828 | 88.91% | 60 | 1,335 | 433 |
| DEM Beto O'Rourke | 215 | 10.46% | 23 | 147 | 45 |
| LIB Mark Tippetts | 10 | 0.49% | 0 | 7 | 3 |
| GRN Delilah Barrios | 3 | 0.15% | 0 | 3 | 0 |
| Write-In Totals | 0 | 0.00% | 0 | 0 | 0 |
| Write-In: Jacqueline Abernathy | 0 | 0.00% | 0 | 0 | 0 |
| Write-In: Mark V Goloby | 0 | 0.00% | 0 | 0 | 0 |
| Write-In: Uncertified | 0 | 0.00% | 0 | 0 | 0 |
| Not Assigned | 0 | 0.00% | 0 | 0 | 0 |
| Total Votes Cast | 2,056 | 100.00% | 83 | 1,492 | 481 |
| Overvotes | 0 | | 0 | 0 | 0 |
| Undervotes | 4 | | 0 | 4 | 0 |

Lieutenant Governor

Vote For 1

| | TOTAL | VOTE % | Absentee | Early Voting | Election Day |
|-------------------|-------|---------|----------|--------------|--------------|
| REP Dan Patrick | 1,783 | 87.10% | 57 | 1,302 | 424 |
| DEM Mike Collier | 230 | 11.24% | 24 | 159 | 47 |
| LIB Shanna Steele | 34 | 1.66% | 2 | 25 | 7 |
| Total Votes Cast | 2,047 | 100.00% | 83 | 1,486 | 478 |
| Overvotes | 0 | | 0 | 0 | 0 |
| Undervotes | 13 | | 0 | 10 | 3 |

November 8, 2022

Smith County

Precinct 0075**Attorney General**

Vote For 1

| | TOTAL | VOTE % | | Absentee | Early Voting | Election Day |
|-----------------------------|-------|---------|------------------------------------------------------------------------|----------|--------------|--------------|
| REP Ken Paxton | 1,766 | 86.44% | <div style="width: 86.44%;"><div style="width: 86.44%;"></div></div> | 56 | 1,290 | 420 |
| DEM Rochelle Mercedes Garza | 227 | 11.11% | <div style="width: 11.11%;"><div style="width: 11.11%;"></div></div> | 24 | 157 | 46 |
| LIB Mark Ash | 50 | 2.45% | <div style="width: 2.45%;"><div style="width: 2.45%;"></div></div> | 3 | 35 | 12 |
| Total Votes Cast | 2,043 | 100.00% | <div style="width: 100.00%;"><div style="width: 100.00%;"></div></div> | 83 | 1,482 | 478 |
| Overvotes | 0 | | | 0 | 0 | 0 |
| Undervotes | 17 | | | 0 | 14 | 3 |

Comptroller of Public Accounts

Vote For 1

| | TOTAL | VOTE % | | Absentee | Early Voting | Election Day |
|--------------------------------|-------|---------|------------------------------------------------------------------------|----------|--------------|--------------|
| REP Glenn Hegar | 1,821 | 89.35% | <div style="width: 89.35%;"><div style="width: 89.35%;"></div></div> | 58 | 1,327 | 436 |
| DEM Janet T. Dudding | 203 | 9.96% | <div style="width: 9.96%;"><div style="width: 9.96%;"></div></div> | 23 | 141 | 39 |
| LIB V. Alonzo Echevarria-Garza | 14 | 0.69% | <div style="width: 0.69%;"><div style="width: 0.69%;"></div></div> | 1 | 10 | 3 |
| Total Votes Cast | 2,038 | 100.00% | <div style="width: 100.00%;"><div style="width: 100.00%;"></div></div> | 82 | 1,478 | 478 |
| Overvotes | 0 | | | 0 | 0 | 0 |
| Undervotes | 22 | | | 1 | 18 | 3 |

Comm. General Land Office

Vote For 1

| | TOTAL | VOTE % | | Absentee | Early Voting | Election Day |
|--------------------------------|-------|---------|------------------------------------------------------------------------|----------|--------------|--------------|
| REP Dawn Buckingham | 1,796 | 88.30% | <div style="width: 88.30%;"><div style="width: 88.30%;"></div></div> | 57 | 1,306 | 433 |
| DEM Jay Kleberg | 228 | 11.21% | <div style="width: 11.21%;"><div style="width: 11.21%;"></div></div> | 25 | 159 | 44 |
| GRN Alfred Molison, Jr. | 10 | 0.49% | <div style="width: 0.49%;"><div style="width: 0.49%;"></div></div> | 0 | 8 | 2 |
| Write-In Totals | 0 | 0.00% | <div style="width: 0.00%;"><div style="width: 0.00%;"></div></div> | 0 | 0 | 0 |
| Write-In: Carrie Evelyn Menger | 0 | 0.00% | <div style="width: 0.00%;"><div style="width: 0.00%;"></div></div> | 0 | 0 | 0 |
| Write-In: Uncertified | 0 | 0.00% | <div style="width: 0.00%;"><div style="width: 0.00%;"></div></div> | 0 | 0 | 0 |
| Not Assigned | 0 | 0.00% | <div style="width: 0.00%;"><div style="width: 0.00%;"></div></div> | 0 | 0 | 0 |
| Total Votes Cast | 2,034 | 100.00% | <div style="width: 100.00%;"><div style="width: 100.00%;"></div></div> | 82 | 1,473 | 479 |
| Overvotes | 0 | | | 0 | 0 | 0 |
| Undervotes | 26 | | | 1 | 23 | 2 |

Commissioner of Agriculture

Vote For 1






| | TOTAL | VOTE % | | Absentee | Early Voting | Election Day |
|------------------|-------|---------|------------------------------------------------------------------------|----------|--------------|--------------|
| REP Sid Miller | 1,822 | 90.02% | <div style="width: 90.02%;"><div style="width: 90.02%;"></div></div> | 59 | 1,328 | 435 |
| DEM Susan Hays | 202 | 9.98% | <div style="width: 9.98%;"><div style="width: 9.98%;"></div></div> | 22 | 142 | 38 |
| Total Votes Cast | 2,024 | 100.00% | <div style="width: 100.00%;"><div style="width: 100.00%;"></div></div> | 81 | 1,470 | 473 |
| Overvotes | 0 | | | 0 | 0 | 0 |
| Undervotes | 36 | | | 2 | 26 | 8 |

November 8, 2022

Smith County





Precinct 0075**Railroad Commissioner**

Vote For 1

| | TOTAL | VOTE % | | Absentee | Early Voting | Election Day |
|-----------------------|-------|---------|-----------------------------------------------------------------------------------|----------|--------------|--------------|
| REP Wayne Christian | 1,793 | 88.41% |  | 57 | 1,307 | 429 |
| DEM Luke Warford | 196 | 9.66% |  | 21 | 139 | 36 |
| LIB Jaime Andres Diez | 34 | 1.68% |  | 4 | 23 | 7 |
| GRN Hunter Wayne Crow | 5 | 0.25% |  | 0 | 2 | 3 |
| Total Votes Cast | 2,028 | 100.00% |  | 82 | 1,471 | 475 |
| Overvotes | 0 | | | 0 | 0 | 0 |
| Undervotes | 32 | | | 1 | 25 | 6 |




Justice, Supreme Ct. PI. 3

Vote For 1

| | TOTAL | VOTE % | | Absentee | Early Voting | Election Day |
|--------------------------|-------|---------|-----------------------------------------------------------------------------------|----------|--------------|--------------|
| REP Debra Lehrmann | 1,796 | 88.43% |  | 59 | 1,309 | 428 |
| DEM Erin A. Nowell | 214 | 10.54% |  | 23 | 147 | 44 |
| LIB Thomas Edward Oxford | 21 | 1.03% |  | 1 | 16 | 4 |
| Total Votes Cast | 2,031 | 100.00% |  | 83 | 1,472 | 476 |
| Overvotes | 0 | | | 0 | 0 | 0 |
| Undervotes | 29 | | | 0 | 24 | 5 |




Justice, Supreme Ct. PI. 5

Vote For 1

| | TOTAL | VOTE % | | Absentee | Early Voting | Election Day |
|--------------------|-------|---------|-------------------------------------------------------------------------------------|----------|--------------|--------------|
| REP Rebeca Huddle | 1,808 | 89.20% |  | 59 | 1,317 | 432 |
| DEM Amanda Reichel | 219 | 10.80% |  | 23 | 152 | 44 |
| Total Votes Cast | 2,027 | 100.00% |  | 82 | 1,469 | 476 |
| Overvotes | 0 | | | 0 | 0 | 0 |
| Undervotes | 33 | | | 1 | 27 | 5 |

Justice, Supreme Ct. PI. 9

Vote For 1




| | TOTAL | VOTE % | | Absentee | Early Voting | Election Day |
|---------------------|-------|---------|-------------------------------------------------------------------------------------|----------|--------------|--------------|
| REP Evan Young | 1,806 | 89.49% |  | 58 | 1,317 | 431 |
| DEM Julia Maldonado | 212 | 10.51% |  | 23 | 146 | 43 |
| Total Votes Cast | 2,018 | 100.00% |  | 81 | 1,463 | 474 |
| Overvotes | 0 | | | 0 | 0 | 0 |
| Undervotes | 42 | | | 2 | 33 | 7 |

November 8, 2022

Smith County




Precinct 0075**Judge, Ct of Crim. Appeals, PI 5**

Vote For 1

| | TOTAL | VOTE % | | Absentee | Early Voting | Election Day |
|------------------|-------|---------|-----------------------------------------------------------------------------------|----------|--------------|--------------|
| REP Scott Walker | 1,805 | 89.36% |  | 57 | 1,316 | 432 |
| DEM Dana Huffman | 215 | 10.64% |  | 24 | 148 | 43 |
| Total Votes Cast | 2,020 | 100.00% |  | 81 | 1,464 | 475 |
| Overvotes | 0 | | | 0 | 0 | 0 |
| Undervotes | 40 | | | 2 | 32 | 6 |




Judge, Ct of Crim. Appeals, PI 6

Vote For 1

| | TOTAL | VOTE % | | Absentee | Early Voting | Election Day |
|---------------------------|-------|---------|-----------------------------------------------------------------------------------|----------|--------------|--------------|
| REP Jesse F. McClure, III | 1,812 | 89.88% |  | 59 | 1,319 | 434 |
| DEM Robert Johnson | 204 | 10.12% |  | 20 | 143 | 41 |
| Total Votes Cast | 2,016 | 100.00% |  | 79 | 1,462 | 475 |
| Overvotes | 0 | | | 0 | 0 | 0 |
| Undervotes | 44 | | | 4 | 34 | 6 |




State Representative, District 6

Vote For 1

| | TOTAL | VOTE % | | Absentee | Early Voting | Election Day |
|-------------------|-------|---------|-------------------------------------------------------------------------------------|----------|--------------|--------------|
| REP Matt Schaefer | 1,807 | 89.50% |  | 52 | 1,323 | 432 |
| DEM Cody J. Grace | 212 | 10.50% |  | 21 | 148 | 43 |
| Total Votes Cast | 2,019 | 100.00% |  | 73 | 1,471 | 475 |
| Overvotes | 0 | | | 0 | 0 | 0 |
| Undervotes | 41 | | | 10 | 25 | 6 |

Smith Prop A

Vote For 1

| | TOTAL | VOTE % | | Absentee | Early Voting | Election Day |
|------------------|-------|---------|-------------------------------------------------------------------------------------|----------|--------------|--------------|
| FOR | 1,107 | 54.94% |  | 37 | 826 | 244 |
| AGAINST | 908 | 45.06% |  | 32 | 650 | 226 |
| Total Votes Cast | 2,015 | 100.00% |  | 69 | 1,476 | 470 |
| Overvotes | 0 | | | 0 | 0 | 0 |
| Undervotes | 45 | | | 14 | 20 | 11 |

November 8, 2022

Smith County

Precinct 0076

Statistics

| | TOTAL | Absentee | Early Voting | Election Day |
|---------------------------|--------|----------|--------------|--------------|
| Registered Voters - Total | 1,113 | | | |
| Ballots Cast - Total | 212 | 14 | 96 | 102 |
| Ballots Cast - Blank | 0 | 0 | 0 | 0 |
| Voter Turnout - Total | 19.05% | | | |

US Representative, Dist 1

Vote For 1

| | TOTAL | VOTE % | Absentee | Early Voting | Election Day |
|--------------------------|-------|---------|----------|--------------|--------------|
| REP Nathaniel Moran | 72 | 34.95% | 3 | 35 | 34 |
| DEM Jrmar (JJ) Jefferson | 134 | 65.05% | 11 | 58 | 65 |
| Total Votes Cast | 206 | 100.00% | 14 | 93 | 99 |
| Overvotes | 0 | | 0 | 0 | 0 |
| Undervotes | 6 | | 0 | 3 | 3 |

Governor

Vote For 1

| | TOTAL | VOTE % | Absentee | Early Voting | Election Day |
|--------------------------------|-------|---------|----------|--------------|--------------|
| REP Greg Abbott | 69 | 32.70% | 3 | 37 | 29 |
| DEM Beto O'Rourke | 139 | 65.88% | 11 | 56 | 72 |
| LIB Mark Tippetts | 1 | 0.47% | 0 | 0 | 1 |
| GRN Delilah Barrios | 2 | 0.95% | 0 | 2 | 0 |
| Write-In Totals | 0 | 0.00% | 0 | 0 | 0 |
| Write-In: Jacqueline Abernathy | 0 | 0.00% | 0 | 0 | 0 |
| Write-In: Mark V Goloby | 0 | 0.00% | 0 | 0 | 0 |
| Write-In: Uncertified | 0 | 0.00% | 0 | 0 | 0 |
| Not Assigned | 0 | 0.00% | 0 | 0 | 0 |
| Total Votes Cast | 211 | 100.00% | 14 | 95 | 102 |
| Overvotes | 0 | | 0 | 0 | 0 |
| Undervotes | 1 | | 0 | 1 | 0 |

Lieutenant Governor

Vote For 1

| | TOTAL | VOTE % | Absentee | Early Voting | Election Day |
|-------------------|-------|---------|----------|--------------|--------------|
| REP Dan Patrick | 67 | 32.52% | 3 | 35 | 29 |
| DEM Mike Collier | 136 | 66.02% | 11 | 57 | 68 |
| LIB Shanna Steele | 3 | 1.46% | 0 | 1 | 2 |
| Total Votes Cast | 206 | 100.00% | 14 | 93 | 99 |
| Overvotes | 0 | | 0 | 0 | 0 |
| Undervotes | 6 | | 0 | 3 | 3 |

November 8, 2022

Smith County

Precinct 0076**Attorney General**

Vote For 1

| | TOTAL | VOTE % | | Absentee | Early Voting | Election Day |
|-----------------------------|-------|---------|------------------------------------------------------------------------|----------|--------------|--------------|
| REP Ken Paxton | 63 | 30.58% | <div style="width: 30.58%;"><div style="width: 30.58%;"></div></div> | 3 | 33 | 27 |
| DEM Rochelle Mercedes Garza | 139 | 67.48% | <div style="width: 67.48%;"><div style="width: 67.48%;"></div></div> | 11 | 59 | 69 |
| LIB Mark Ash | 4 | 1.94% | <div style="width: 1.94%;"><div style="width: 1.94%;"></div></div> | 0 | 1 | 3 |
| Total Votes Cast | 206 | 100.00% | <div style="width: 100.00%;"><div style="width: 100.00%;"></div></div> | 14 | 93 | 99 |
| Overvotes | 0 | | | 0 | 0 | 0 |
| Undervotes | 6 | | | 0 | 3 | 3 |

Comptroller of Public Accounts

Vote For 1

| | TOTAL | VOTE % | | Absentee | Early Voting | Election Day |
|--------------------------------|-------|---------|------------------------------------------------------------------------|----------|--------------|--------------|
| REP Glenn Hegar | 67 | 33.17% | <div style="width: 33.17%;"><div style="width: 33.17%;"></div></div> | 3 | 34 | 30 |
| DEM Janet T. Dudding | 123 | 60.89% | <div style="width: 60.89%;"><div style="width: 60.89%;"></div></div> | 11 | 52 | 60 |
| LIB V. Alonzo Echevarria-Garza | 12 | 5.94% | <div style="width: 5.94%;"><div style="width: 5.94%;"></div></div> | 0 | 4 | 8 |
| Total Votes Cast | 202 | 100.00% | <div style="width: 100.00%;"><div style="width: 100.00%;"></div></div> | 14 | 90 | 98 |
| Overvotes | 0 | | | 0 | 0 | 0 |
| Undervotes | 10 | | | 0 | 6 | 4 |

Comm. General Land Office

Vote For 1

| | TOTAL | VOTE % | | Absentee | Early Voting | Election Day |
|--------------------------------|-------|---------|------------------------------------------------------------------------|----------|--------------|--------------|
| REP Dawn Buckingham | 62 | 30.69% | <div style="width: 30.69%;"><div style="width: 30.69%;"></div></div> | 3 | 30 | 29 |
| DEM Jay Kleberg | 135 | 66.83% | <div style="width: 66.83%;"><div style="width: 66.83%;"></div></div> | 11 | 59 | 65 |
| GRN Alfred Molison, Jr. | 5 | 2.48% | <div style="width: 2.48%;"><div style="width: 2.48%;"></div></div> | 0 | 2 | 3 |
| Write-In Totals | 0 | 0.00% | <div style="width: 0.00%;"><div style="width: 0.00%;"></div></div> | 0 | 0 | 0 |
| Write-In: Carrie Evelyn Menger | 0 | 0.00% | <div style="width: 0.00%;"><div style="width: 0.00%;"></div></div> | 0 | 0 | 0 |
| Write-In: Uncertified | 0 | 0.00% | <div style="width: 0.00%;"><div style="width: 0.00%;"></div></div> | 0 | 0 | 0 |
| Not Assigned | 0 | 0.00% | <div style="width: 0.00%;"><div style="width: 0.00%;"></div></div> | 0 | 0 | 0 |
| Total Votes Cast | 202 | 100.00% | <div style="width: 100.00%;"><div style="width: 100.00%;"></div></div> | 14 | 91 | 97 |
| Overvotes | 0 | | | 0 | 0 | 0 |
| Undervotes | 10 | | | 0 | 5 | 5 |

Commissioner of Agriculture

Vote For 1

| | TOTAL | VOTE % | | Absentee | Early Voting | Election Day |
|------------------|-------|---------|------------------------------------------------------------------------|----------|--------------|--------------|
| REP Sid Miller | 71 | 35.32% | <div style="width: 35.32%;"><div style="width: 35.32%;"></div></div> | 3 | 36 | 32 |
| DEM Susan Hays | 130 | 64.68% | <div style="width: 64.68%;"><div style="width: 64.68%;"></div></div> | 10 | 55 | 65 |
| Total Votes Cast | 201 | 100.00% | <div style="width: 100.00%;"><div style="width: 100.00%;"></div></div> | 13 | 91 | 97 |
| Overvotes | 0 | | | 0 | 0 | 0 |
| Undervotes | 11 | | | 1 | 5 | 5 |

November 8, 2022

Smith County

Precinct 0076**Railroad Commissioner**

Vote For 1

| | TOTAL | VOTE % | | Absentee | Early Voting | Election Day |
|-----------------------|-------|---------|--|----------|--------------|--------------|
| REP Wayne Christian | 60 | 29.85% | | 3 | 31 | 26 |
| DEM Luke Warford | 131 | 65.17% | | 11 | 55 | 65 |
| LIB Jaime Andres Diez | 10 | 4.98% | | 0 | 3 | 7 |
| GRN Hunter Wayne Crow | 0 | 0.00% | | 0 | 0 | 0 |
| Total Votes Cast | 201 | 100.00% | | 14 | 89 | 98 |
| Overvotes | 0 | | | 0 | 0 | 0 |
| Undervotes | 11 | | | 0 | 7 | 4 |

Justice, Supreme Ct. PI. 3

Vote For 1

| | TOTAL | VOTE % | | Absentee | Early Voting | Election Day |
|--------------------------|-------|---------|--|----------|--------------|--------------|
| REP Debra Lehrmann | 64 | 31.68% | | 3 | 31 | 30 |
| DEM Erin A. Nowell | 135 | 66.83% | | 11 | 57 | 67 |
| LIB Thomas Edward Oxford | 3 | 1.49% | | 0 | 2 | 1 |
| Total Votes Cast | 202 | 100.00% | | 14 | 90 | 98 |
| Overvotes | 0 | | | 0 | 0 | 0 |
| Undervotes | 10 | | | 0 | 6 | 4 |

Justice, Supreme Ct. PI. 5

Vote For 1

| | TOTAL | VOTE % | | Absentee | Early Voting | Election Day |
|--------------------|-------|---------|--|----------|--------------|--------------|
| REP Rebeca Huddle | 67 | 33.50% | | 3 | 34 | 30 |
| DEM Amanda Reichek | 133 | 66.50% | | 11 | 55 | 67 |
| Total Votes Cast | 200 | 100.00% | | 14 | 89 | 97 |
| Overvotes | 0 | | | 0 | 0 | 0 |
| Undervotes | 12 | | | 0 | 7 | 5 |

Justice, Supreme Ct. PI. 9

Vote For 1

| | TOTAL | VOTE % | | Absentee | Early Voting | Election Day |
|---------------------|-------|---------|--|----------|--------------|--------------|
| REP Evan Young | 60 | 29.85% | | 3 | 29 | 28 |
| DEM Julia Maldonado | 141 | 70.15% | | 11 | 60 | 70 |
| Total Votes Cast | 201 | 100.00% | | 14 | 89 | 98 |
| Overvotes | 0 | | | 0 | 0 | 0 |
| Undervotes | 11 | | | 0 | 7 | 4 |

November 8, 2022

Smith County

Precinct 0076**Judge, Ct of Crim. Appeals, PI 5**

Vote For 1

| | TOTAL | VOTE % | | Absentee | Early Voting | Election Day |
|------------------|-------|---------|--|----------|--------------|--------------|
| REP Scott Walker | 62 | 30.85% | | 3 | 31 | 28 |
| DEM Dana Huffman | 139 | 69.15% | | 11 | 59 | 69 |
| Total Votes Cast | 201 | 100.00% | | 14 | 90 | 97 |
| Overvotes | 0 | | | 0 | 0 | 0 |
| Undervotes | 11 | | | 0 | 6 | 5 |

Judge, Ct of Crim. Appeals, PI 6

Vote For 1

| | TOTAL | VOTE % | | Absentee | Early Voting | Election Day |
|---------------------------|-------|---------|--|----------|--------------|--------------|
| REP Jesse F. McClure, III | 63 | 31.50% | | 3 | 31 | 29 |
| DEM Robert Johnson | 137 | 68.50% | | 11 | 57 | 69 |
| Total Votes Cast | 200 | 100.00% | | 14 | 88 | 98 |
| Overvotes | 0 | | | 0 | 0 | 0 |
| Undervotes | 12 | | | 0 | 8 | 4 |

State Representative, District 6

Vote For 1

| | TOTAL | VOTE % | | Absentee | Early Voting | Election Day |
|-------------------|-------|---------|--|----------|--------------|--------------|
| REP Matt Schaefer | 69 | 33.66% | | 3 | 36 | 30 |
| DEM Cody J. Grace | 136 | 66.34% | | 11 | 57 | 68 |
| Total Votes Cast | 205 | 100.00% | | 14 | 93 | 98 |
| Overvotes | 0 | | | 0 | 0 | 0 |
| Undervotes | 7 | | | 0 | 3 | 4 |

Smith Prop A

Vote For 1

| | TOTAL | VOTE % | | Absentee | Early Voting | Election Day |
|------------------|-------|---------|--|----------|--------------|--------------|
| FOR | 96 | 46.15% | | 6 | 54 | 36 |
| AGAINST | 112 | 53.85% | | 5 | 42 | 65 |
| Total Votes Cast | 208 | 100.00% | | 11 | 96 | 101 |
| Overvotes | 0 | | | 0 | 0 | 0 |
| Undervotes | 4 | | | 3 | 0 | 1 |

November 8, 2022

Smith County

Precinct 0077

Statistics

| | TOTAL | Absentee | Early Voting | Election Day |
|---------------------------|--------|----------|--------------|--------------|
| Registered Voters - Total | 743 | | | |
| Ballots Cast - Total | 320 | 25 | 211 | 84 |
| Ballots Cast - Blank | 0 | 0 | 0 | 0 |
| Voter Turnout - Total | 43.07% | | | |

US Representative, Dist 1

Vote For 1

| | TOTAL | VOTE % | Absentee | Early Voting | Election Day |
|--------------------------|-------|---------|----------|--------------|--------------|
| REP Nathaniel Moran | 206 | 64.78% | 16 | 134 | 56 |
| DEM Jrmar (JJ) Jefferson | 112 | 35.22% | 8 | 76 | 28 |
| Total Votes Cast | 318 | 100.00% | 24 | 210 | 84 |
| Overvotes | 0 | | 0 | 0 | 0 |
| Undervotes | 2 | | 1 | 1 | 0 |

Governor

Vote For 1

| | TOTAL | VOTE % | Absentee | Early Voting | Election Day |
|--------------------------------|-------|---------|----------|--------------|--------------|
| REP Greg Abbott | 201 | 63.01% | 17 | 132 | 52 |
| DEM Beto O'Rourke | 114 | 35.74% | 8 | 75 | 31 |
| LIB Mark Tippetts | 3 | 0.94% | 0 | 2 | 1 |
| GRN Delilah Barrios | 1 | 0.31% | 0 | 1 | 0 |
| Write-In Totals | 0 | 0.00% | 0 | 0 | 0 |
| Write-In: Jacqueline Abernathy | 0 | 0.00% | 0 | 0 | 0 |
| Write-In: Mark V Goloby | 0 | 0.00% | 0 | 0 | 0 |
| Write-In: Uncertified | 0 | 0.00% | 0 | 0 | 0 |
| Not Assigned | 0 | 0.00% | 0 | 0 | 0 |
| Total Votes Cast | 319 | 100.00% | 25 | 210 | 84 |
| Overvotes | 0 | | 0 | 0 | 0 |
| Undervotes | 1 | | 0 | 1 | 0 |

Lieutenant Governor

Vote For 1

| | TOTAL | VOTE % | Absentee | Early Voting | Election Day |
|-------------------|-------|---------|----------|--------------|--------------|
| REP Dan Patrick | 197 | 62.34% | 17 | 130 | 50 |
| DEM Mike Collier | 112 | 35.44% | 8 | 76 | 28 |
| LIB Shanna Steele | 7 | 2.22% | 0 | 2 | 5 |
| Total Votes Cast | 316 | 100.00% | 25 | 208 | 83 |
| Overvotes | 0 | | 0 | 0 | 0 |
| Undervotes | 4 | | 0 | 3 | 1 |

November 8, 2022

Smith County

Precinct 0077**Attorney General**

Vote For 1

| | TOTAL | VOTE % | | Absentee | Early Voting | Election Day |
|-----------------------------|-------|---------|------------------------------------------------------------------------|----------|--------------|--------------|
| REP Ken Paxton | 193 | 60.88% | <div style="width: 60.88%;"><div style="width: 60.88%;"></div></div> | 15 | 128 | 50 |
| DEM Rochelle Mercedes Garza | 118 | 37.22% | <div style="width: 37.22%;"><div style="width: 37.22%;"></div></div> | 10 | 76 | 32 |
| LIB Mark Ash | 6 | 1.89% | <div style="width: 1.89%;"><div style="width: 1.89%;"></div></div> | 0 | 5 | 1 |
| Total Votes Cast | 317 | 100.00% | <div style="width: 100.00%;"><div style="width: 100.00%;"></div></div> | 25 | 209 | 83 |
| Overvotes | 0 | | | 0 | 0 | 0 |
| Undervotes | 3 | | | 0 | 2 | 1 |

Comptroller of Public Accounts

Vote For 1

| | TOTAL | VOTE % | | Absentee | Early Voting | Election Day |
|--------------------------------|-------|---------|------------------------------------------------------------------------|----------|--------------|--------------|
| REP Glenn Hegar | 197 | 63.14% | <div style="width: 63.14%;"><div style="width: 63.14%;"></div></div> | 17 | 131 | 49 |
| DEM Janet T. Dudding | 108 | 34.62% | <div style="width: 34.62%;"><div style="width: 34.62%;"></div></div> | 8 | 72 | 28 |
| LIB V. Alonzo Echevarria-Garza | 7 | 2.24% | <div style="width: 2.24%;"><div style="width: 2.24%;"></div></div> | 0 | 2 | 5 |
| Total Votes Cast | 312 | 100.00% | <div style="width: 100.00%;"><div style="width: 100.00%;"></div></div> | 25 | 205 | 82 |
| Overvotes | 0 | | | 0 | 0 | 0 |
| Undervotes | 8 | | | 0 | 6 | 2 |

Comm. General Land Office

Vote For 1

| | TOTAL | VOTE % | | Absentee | Early Voting | Election Day |
|--------------------------------|-------|---------|------------------------------------------------------------------------|----------|--------------|--------------|
| REP Dawn Buckingham | 196 | 62.62% | <div style="width: 62.62%;"><div style="width: 62.62%;"></div></div> | 16 | 131 | 49 |
| DEM Jay Kleberg | 113 | 36.10% | <div style="width: 36.10%;"><div style="width: 36.10%;"></div></div> | 8 | 74 | 31 |
| GRN Alfred Molison, Jr. | 4 | 1.28% | <div style="width: 1.28%;"><div style="width: 1.28%;"></div></div> | 0 | 3 | 1 |
| Write-In Totals | 0 | 0.00% | <div style="width: 0.00%;"><div style="width: 0.00%;"></div></div> | 0 | 0 | 0 |
| Write-In: Carrie Evelyn Menger | 0 | 0.00% | <div style="width: 0.00%;"><div style="width: 0.00%;"></div></div> | 0 | 0 | 0 |
| Write-In: Uncertified | 0 | 0.00% | <div style="width: 0.00%;"><div style="width: 0.00%;"></div></div> | 0 | 0 | 0 |
| Not Assigned | 0 | 0.00% | <div style="width: 0.00%;"><div style="width: 0.00%;"></div></div> | 0 | 0 | 0 |
| Total Votes Cast | 313 | 100.00% | <div style="width: 100.00%;"><div style="width: 100.00%;"></div></div> | 24 | 208 | 81 |
| Overvotes | 0 | | | 0 | 0 | 0 |
| Undervotes | 7 | | | 1 | 3 | 3 |

Commissioner of Agriculture

Vote For 1






| | TOTAL | VOTE % | | Absentee | Early Voting | Election Day |
|------------------|-------|---------|------------------------------------------------------------------------|----------|--------------|--------------|
| REP Sid Miller | 199 | 63.99% | <div style="width: 63.99%;"><div style="width: 63.99%;"></div></div> | 17 | 129 | 53 |
| DEM Susan Hays | 112 | 36.01% | <div style="width: 36.01%;"><div style="width: 36.01%;"></div></div> | 8 | 75 | 29 |
| Total Votes Cast | 311 | 100.00% | <div style="width: 100.00%;"><div style="width: 100.00%;"></div></div> | 25 | 204 | 82 |
| Overvotes | 0 | | | 0 | 0 | 0 |
| Undervotes | 9 | | | 0 | 7 | 2 |

November 8, 2022

Smith County





Precinct 0077**Railroad Commissioner**

Vote For 1

| | TOTAL | VOTE % | | Absentee | Early Voting | Election Day |
|-----------------------|-------|---------|-----------------------------------------------------------------------------------|----------|--------------|--------------|
| REP Wayne Christian | 193 | 61.86% |  | 17 | 124 | 52 |
| DEM Luke Warford | 109 | 34.94% |  | 8 | 74 | 27 |
| LIB Jaime Andres Diez | 8 | 2.56% |  | 0 | 4 | 4 |
| GRN Hunter Wayne Crow | 2 | 0.64% |  | 0 | 2 | 0 |
| Total Votes Cast | 312 | 100.00% |  | 25 | 204 | 83 |
| Overvotes | 0 | | | 0 | 0 | 0 |
| Undervotes | 8 | | | 0 | 7 | 1 |




Justice, Supreme Ct. PI. 3

Vote For 1

| | TOTAL | VOTE % | | Absentee | Early Voting | Election Day |
|--------------------------|-------|---------|-----------------------------------------------------------------------------------|----------|--------------|--------------|
| REP Debra Lehrmann | 194 | 62.18% |  | 16 | 127 | 51 |
| DEM Erin A. Nowell | 110 | 35.26% |  | 7 | 73 | 30 |
| LIB Thomas Edward Oxford | 8 | 2.56% |  | 1 | 5 | 2 |
| Total Votes Cast | 312 | 100.00% |  | 24 | 205 | 83 |
| Overvotes | 0 | | | 0 | 0 | 0 |
| Undervotes | 8 | | | 1 | 6 | 1 |




Justice, Supreme Ct. PI. 5

Vote For 1

| | TOTAL | VOTE % | | Absentee | Early Voting | Election Day |
|--------------------|-------|---------|-------------------------------------------------------------------------------------|----------|--------------|--------------|
| REP Rebeca Huddle | 196 | 63.02% |  | 15 | 128 | 53 |
| DEM Amanda Reichel | 115 | 36.98% |  | 8 | 77 | 30 |
| Total Votes Cast | 311 | 100.00% |  | 23 | 205 | 83 |
| Overvotes | 0 | | | 0 | 0 | 0 |
| Undervotes | 9 | | | 2 | 6 | 1 |

Justice, Supreme Ct. PI. 9

Vote For 1

| | TOTAL | VOTE % | | Absentee | Early Voting | Election Day |
|---------------------|-------|---------|-------------------------------------------------------------------------------------|----------|--------------|--------------|
| REP Evan Young | 194 | 62.99% |  | 14 | 129 | 51 |
| DEM Julia Maldonado | 114 | 37.01% |  | 8 | 75 | 31 |
| Total Votes Cast | 308 | 100.00% |  | 22 | 204 | 82 |
| Overvotes | 0 | | | 0 | 0 | 0 |
| Undervotes | 12 | | | 3 | 7 | 2 |

November 8, 2022

Smith County

Precinct 0077**Judge, Ct of Crim. Appeals, PI 5**

Vote For 1

| | TOTAL | VOTE % | | Absentee | Early Voting | Election Day |
|------------------|-------|---------|------------------------------------------------------------------------|----------|--------------|--------------|
| REP Scott Walker | 197 | 63.55% | <div style="width: 63.55%;"><div style="width: 63.55%;"></div></div> | 15 | 129 | 53 |
| DEM Dana Huffman | 113 | 36.45% | <div style="width: 36.45%;"><div style="width: 36.45%;"></div></div> | 8 | 75 | 30 |
| Total Votes Cast | 310 | 100.00% | <div style="width: 100.00%;"><div style="width: 100.00%;"></div></div> | 23 | 204 | 83 |
| Overvotes | 0 | | | 0 | 0 | 0 |
| Undervotes | 10 | | | 2 | 7 | 1 |

Judge, Ct of Crim. Appeals, PI 6

Vote For 1

| | TOTAL | VOTE % | | Absentee | Early Voting | Election Day |
|---------------------------|-------|---------|------------------------------------------------------------------------|----------|--------------|--------------|
| REP Jesse F. McClure, III | 195 | 62.90% | <div style="width: 62.90%;"><div style="width: 62.90%;"></div></div> | 15 | 127 | 53 |
| DEM Robert Johnson | 115 | 37.10% | <div style="width: 37.10%;"><div style="width: 37.10%;"></div></div> | 8 | 77 | 30 |
| Total Votes Cast | 310 | 100.00% | <div style="width: 100.00%;"><div style="width: 100.00%;"></div></div> | 23 | 204 | 83 |
| Overvotes | 0 | | | 0 | 0 | 0 |
| Undervotes | 10 | | | 2 | 7 | 1 |

State Representative, District 6

Vote For 1

| | TOTAL | VOTE % | | Absentee | Early Voting | Election Day |
|-------------------|-------|---------|------------------------------------------------------------------------|----------|--------------|--------------|
| REP Matt Schaefer | 198 | 63.26% | <div style="width: 63.26%;"><div style="width: 63.26%;"></div></div> | 15 | 128 | 55 |
| DEM Cody J. Grace | 115 | 36.74% | <div style="width: 36.74%;"><div style="width: 36.74%;"></div></div> | 7 | 79 | 29 |
| Total Votes Cast | 313 | 100.00% | <div style="width: 100.00%;"><div style="width: 100.00%;"></div></div> | 22 | 207 | 84 |
| Overvotes | 0 | | | 0 | 0 | 0 |
| Undervotes | 7 | | | 3 | 4 | 0 |

Smith Prop A

Vote For 1

| | TOTAL | VOTE % | | Absentee | Early Voting | Election Day |
|------------------|-------|---------|------------------------------------------------------------------------|----------|--------------|--------------|
| FOR | 189 | 60.00% | <div style="width: 60.00%;"><div style="width: 60.00%;"></div></div> | 15 | 127 | 47 |
| AGAINST | 126 | 40.00% | <div style="width: 40.00%;"><div style="width: 40.00%;"></div></div> | 7 | 82 | 37 |
| Total Votes Cast | 315 | 100.00% | <div style="width: 100.00%;"><div style="width: 100.00%;"></div></div> | 22 | 209 | 84 |
| Overvotes | 0 | | | 0 | 0 | 0 |
| Undervotes | 5 | | | 3 | 2 | 0 |

November 8, 2022

Smith County

Precinct 0079**Statistics**

| | TOTAL | Absentee | Early Voting | Election Day |
|---------------------------|--------|----------|--------------|--------------|
| Registered Voters - Total | 4,089 | | | |
| Ballots Cast - Total | 2,182 | 50 | 1,314 | 818 |
| Ballots Cast - Blank | 0 | 0 | 0 | 0 |
| Voter Turnout - Total | 53.36% | | | |

US Representative, Dist 1

Vote For 1

| | TOTAL | VOTE % | Absentee | Early Voting | Election Day |
|--------------------------|-------|---------|----------|--------------|--------------|
| REP Nathaniel Moran | 1,767 | 81.50% | 29 | 1,079 | 659 |
| DEM Jrmar (JJ) Jefferson | 401 | 18.50% | 18 | 229 | 154 |
| Total Votes Cast | 2,168 | 100.00% | 47 | 1,308 | 813 |
| Overvotes | 0 | | 0 | 0 | 0 |
| Undervotes | 14 | | 3 | 6 | 5 |

Governor

Vote For 1

| | TOTAL | VOTE % | Absentee | Early Voting | Election Day |
|--------------------------------|-------|---------|----------|--------------|--------------|
| REP Greg Abbott | 1,728 | 79.38% | 30 | 1,047 | 651 |
| DEM Beto O'Rourke | 415 | 19.06% | 20 | 244 | 151 |
| LIB Mark Tippetts | 27 | 1.24% | 0 | 12 | 15 |
| GRN Delilah Barrios | 4 | 0.18% | 0 | 3 | 1 |
| Write-In Totals | 3 | 0.14% | 0 | 3 | 0 |
| Write-In: Uncertified | 3 | 0.14% | 0 | 3 | 0 |
| Write-In: Jacqueline Abernathy | 0 | 0.00% | 0 | 0 | 0 |
| Write-In: Mark V Goloby | 0 | 0.00% | 0 | 0 | 0 |
| Not Assigned | 0 | 0.00% | 0 | 0 | 0 |
| Total Votes Cast | 2,177 | 100.00% | 50 | 1,309 | 818 |
| Overvotes | 0 | | 0 | 0 | 0 |
| Undervotes | 5 | | 0 | 5 | 0 |

Lieutenant Governor

Vote For 1

| | TOTAL | VOTE % | Absentee | Early Voting | Election Day |
|-------------------|-------|---------|----------|--------------|--------------|
| REP Dan Patrick | 1,700 | 78.45% | 26 | 1,033 | 641 |
| DEM Mike Collier | 417 | 19.24% | 24 | 245 | 148 |
| LIB Shanna Steele | 50 | 2.31% | 0 | 26 | 24 |
| Total Votes Cast | 2,167 | 100.00% | 50 | 1,304 | 813 |
| Overvotes | 0 | | 0 | 0 | 0 |
| Undervotes | 15 | | 0 | 10 | 5 |

November 8, 2022

Smith County

Precinct 0079**Attorney General**

Vote For 1

| | TOTAL | VOTE % | | Absentee | Early Voting | Election Day |
|-----------------------------|-------|---------|--|----------|--------------|--------------|
| REP Ken Paxton | 1,705 | 78.83% | | 27 | 1,031 | 647 |
| DEM Rochelle Mercedes Garza | 408 | 18.86% | | 19 | 248 | 141 |
| LIB Mark Ash | 50 | 2.31% | | 4 | 22 | 24 |
| Total Votes Cast | 2,163 | 100.00% | | 50 | 1,301 | 812 |
| Overvotes | 0 | | | 0 | 0 | 0 |
| Undervotes | 19 | | | 0 | 13 | 6 |

Comptroller of Public Accounts

Vote For 1

| | TOTAL | VOTE % | | Absentee | Early Voting | Election Day |
|--------------------------------|-------|---------|--|----------|--------------|--------------|
| REP Glenn Hegar | 1,712 | 79.96% | | 27 | 1,044 | 641 |
| DEM Janet T. Dudding | 390 | 18.22% | | 21 | 234 | 135 |
| LIB V. Alonzo Echevarria-Garza | 39 | 1.82% | | 0 | 12 | 27 |
| Total Votes Cast | 2,141 | 100.00% | | 48 | 1,290 | 803 |
| Overvotes | 0 | | | 0 | 0 | 0 |
| Undervotes | 41 | | | 2 | 24 | 15 |

Comm. General Land Office

Vote For 1

| | TOTAL | VOTE % | | Absentee | Early Voting | Election Day |
|--------------------------------|-------|---------|--|----------|--------------|--------------|
| REP Dawn Buckingham | 1,715 | 80.25% | | 26 | 1,039 | 650 |
| DEM Jay Kleberg | 402 | 18.81% | | 19 | 243 | 140 |
| GRN Alfred Molison, Jr. | 19 | 0.89% | | 0 | 9 | 10 |
| Write-In Totals | 1 | 0.05% | | 0 | 1 | 0 |
| Write-In: Carrie Evelyn Menger | 1 | 0.05% | | 0 | 1 | 0 |
| Write-In: Uncertified | 0 | 0.00% | | 0 | 0 | 0 |
| Not Assigned | 0 | 0.00% | | 0 | 0 | 0 |
| Total Votes Cast | 2,137 | 100.00% | | 45 | 1,292 | 800 |
| Overvotes | 0 | | | 0 | 0 | 0 |
| Undervotes | 45 | | | 5 | 22 | 18 |

Commissioner of Agriculture

Vote For 1






| | TOTAL | VOTE % | | Absentee | Early Voting | Election Day |
|------------------|-------|---------|--|----------|--------------|--------------|
| REP Sid Miller | 1,744 | 81.46% | | 27 | 1,058 | 659 |
| DEM Susan Hays | 397 | 18.54% | | 20 | 231 | 146 |
| Total Votes Cast | 2,141 | 100.00% | | 47 | 1,289 | 805 |
| Overvotes | 0 | | | 0 | 0 | 0 |
| Undervotes | 41 | | | 3 | 25 | 13 |

November 8, 2022

Smith County





Precinct 0079**Railroad Commissioner**

Vote For 1

| | TOTAL | VOTE % | | Absentee | Early Voting | Election Day |
|-----------------------|-------|---------|-----------------------------------------------------------------------------------|----------|--------------|--------------|
| REP Wayne Christian | 1,701 | 79.41% |  | 26 | 1,041 | 634 |
| DEM Luke Warford | 378 | 17.65% |  | 21 | 229 | 128 |
| LIB Jaime Andres Diez | 50 | 2.33% |  | 1 | 18 | 31 |
| GRN Hunter Wayne Crow | 13 | 0.61% |  | 0 | 5 | 8 |
| Total Votes Cast | 2,142 | 100.00% |  | 48 | 1,293 | 801 |
| Overvotes | 0 | | | 0 | 0 | 0 |
| Undervotes | 40 | | | 2 | 21 | 17 |




Justice, Supreme Ct. PI. 3

Vote For 1

| | TOTAL | VOTE % | | Absentee | Early Voting | Election Day |
|--------------------------|-------|---------|-----------------------------------------------------------------------------------|----------|--------------|--------------|
| REP Debra Lehrmann | 1,708 | 79.48% |  | 26 | 1,043 | 639 |
| DEM Erin A. Nowell | 396 | 18.43% |  | 20 | 233 | 143 |
| LIB Thomas Edward Oxford | 45 | 2.09% |  | 1 | 21 | 23 |
| Total Votes Cast | 2,149 | 100.00% |  | 47 | 1,297 | 805 |
| Overvotes | 0 | | | 0 | 0 | 0 |
| Undervotes | 33 | | | 3 | 17 | 13 |




Justice, Supreme Ct. PI. 5

Vote For 1

| | TOTAL | VOTE % | | Absentee | Early Voting | Election Day |
|--------------------|-------|---------|-------------------------------------------------------------------------------------|----------|--------------|--------------|
| REP Rebeca Huddle | 1,727 | 80.66% |  | 25 | 1,054 | 648 |
| DEM Amanda Reichel | 414 | 19.34% |  | 21 | 240 | 153 |
| Total Votes Cast | 2,141 | 100.00% |  | 46 | 1,294 | 801 |
| Overvotes | 0 | | | 0 | 0 | 0 |
| Undervotes | 41 | | | 4 | 20 | 17 |

Justice, Supreme Ct. PI. 9

Vote For 1

| | TOTAL | VOTE % | | Absentee | Early Voting | Election Day |
|---------------------|-------|---------|-------------------------------------------------------------------------------------|----------|--------------|--------------|
| REP Evan Young | 1,722 | 80.50% |  | 28 | 1,052 | 642 |
| DEM Julia Maldonado | 417 | 19.50% |  | 21 | 239 | 157 |
| Total Votes Cast | 2,139 | 100.00% |  | 49 | 1,291 | 799 |
| Overvotes | 0 | | | 0 | 0 | 0 |
| Undervotes | 43 | | | 1 | 23 | 19 |

November 8, 2022

Smith County

Precinct 0079**Judge, Ct of Crim. Appeals, PI 5**

Vote For 1

| | TOTAL | VOTE % | | Absentee | Early Voting | Election Day |
|------------------|-------|---------|------------------------------------------------|----------|--------------|--------------|
| REP Scott Walker | 1,725 | 80.72% | <div><div style="width: 80.72%;"></div></div> | 28 | 1,048 | 649 |
| DEM Dana Huffman | 412 | 19.28% | <div><div style="width: 19.28%;"></div></div> | 19 | 242 | 151 |
| Total Votes Cast | 2,137 | 100.00% | <div><div style="width: 100.00%;"></div></div> | 47 | 1,290 | 800 |
| Overvotes | 0 | | | 0 | 0 | 0 |
| Undervotes | 45 | | | 3 | 24 | 18 |

Judge, Ct of Crim. Appeals, PI 6

Vote For 1

| | TOTAL | VOTE % | | Absentee | Early Voting | Election Day |
|---------------------------|-------|---------|------------------------------------------------|----------|--------------|--------------|
| REP Jesse F. McClure, III | 1,727 | 80.89% | <div><div style="width: 80.89%;"></div></div> | 26 | 1,050 | 651 |
| DEM Robert Johnson | 408 | 19.11% | <div><div style="width: 19.11%;"></div></div> | 22 | 237 | 149 |
| Total Votes Cast | 2,135 | 100.00% | <div><div style="width: 100.00%;"></div></div> | 48 | 1,287 | 800 |
| Overvotes | 0 | | | 0 | 0 | 0 |
| Undervotes | 47 | | | 2 | 27 | 18 |

State Representative, District 6

Vote For 1

| | TOTAL | VOTE % | | Absentee | Early Voting | Election Day |
|-------------------|-------|---------|------------------------------------------------|----------|--------------|--------------|
| REP Matt Schaefer | 1,726 | 80.32% | <div><div style="width: 80.32%;"></div></div> | 22 | 1,056 | 648 |
| DEM Cody J. Grace | 423 | 19.68% | <div><div style="width: 19.68%;"></div></div> | 20 | 246 | 157 |
| Total Votes Cast | 2,149 | 100.00% | <div><div style="width: 100.00%;"></div></div> | 42 | 1,302 | 805 |
| Overvotes | 0 | | | 0 | 0 | 0 |
| Undervotes | 33 | | | 8 | 12 | 13 |

Smith Prop A

Vote For 1

| | TOTAL | VOTE % | | Absentee | Early Voting | Election Day |
|------------------|-------|---------|------------------------------------------------|----------|--------------|--------------|
| FOR | 1,123 | 53.07% | <div><div style="width: 53.07%;"></div></div> | 25 | 714 | 384 |
| AGAINST | 993 | 46.93% | <div><div style="width: 46.93%;"></div></div> | 17 | 559 | 417 |
| Total Votes Cast | 2,116 | 100.00% | <div><div style="width: 100.00%;"></div></div> | 42 | 1,273 | 801 |
| Overvotes | 0 | | | 0 | 0 | 0 |
| Undervotes | 66 | | | 8 | 41 | 17 |

ESD2 5 District 5

Vote For 1

| | TOTAL | VOTE % | | Absentee | Early Voting | Election Day |
|------------------|-------|---------|------------------------------------------------|----------|--------------|--------------|
| Scotty Thornton | 983 | 66.42% | <div><div style="width: 66.42%;"></div></div> | 13 | 604 | 366 |
| Hunter Rath | 497 | 33.58% | <div><div style="width: 33.58%;"></div></div> | 6 | 278 | 213 |
| Total Votes Cast | 1,480 | 100.00% | <div><div style="width: 100.00%;"></div></div> | 19 | 882 | 579 |
| Overvotes | 0 | | | 0 | 0 | 0 |
| Undervotes | 702 | | | 31 | 432 | 239 |




November 8, 2022

Smith County

Precinct 0079

WHISD Prop A

Vote For 1

| | TOTAL | VOTE % | | Absentee | Early Voting | Election Day |
|------------------|-------|---------|-----------------------------------------------------------------------------------|----------|--------------|--------------|
| FOR | 174 | 45.08% |  | 3 | 95 | 76 |
| AGAINST | 212 | 54.92% |  | 4 | 122 | 86 |
| Total Votes Cast | 386 | 100.00% |  | 7 | 217 | 162 |
| Overvotes | 0 | | | 0 | 0 | 0 |
| Undervotes | 24 | | | 4 | 14 | 6 |

November 8, 2022

Smith County




Precinct 0081

Statistics

| | TOTAL | Absentee | Early Voting | Election Day |
|---------------------------|--------|----------|--------------|--------------|
| Registered Voters - Total | 266 | | | |
| Ballots Cast - Total | 109 | 3 | 70 | 36 |
| Ballots Cast - Blank | 0 | 0 | 0 | 0 |
| Voter Turnout - Total | 40.98% | | | |











US Representative, Dist 1

Vote For 1

| | TOTAL | VOTE % | | Absentee | Early Voting | Election Day |
|--------------------------|-------|---------|-----------------------------------------------------------------------------------|----------|--------------|--------------|
| REP Nathaniel Moran | 44 | 40.37% |  | 0 | 28 | 16 |
| DEM Jrmar (JJ) Jefferson | 65 | 59.63% |  | 3 | 42 | 20 |
| Total Votes Cast | 109 | 100.00% |  | 3 | 70 | 36 |
| Overvotes | 0 | | | 0 | 0 | 0 |
| Undervotes | 0 | | | 0 | 0 | 0 |





Governor

Vote For 1

| | TOTAL | VOTE % | | Absentee | Early Voting | Election Day |
|--------------------------------|-------|---------|-------------------------------------------------------------------------------------|----------|--------------|--------------|
| REP Greg Abbott | 43 | 39.45% |  | 0 | 28 | 15 |
| DEM Beto O'Rourke | 65 | 59.63% |  | 3 | 42 | 20 |
| LIB Mark Tippetts | 1 | 0.92% |  | 0 | 0 | 1 |
| GRN Delilah Barrios | 0 | 0.00% |  | 0 | 0 | 0 |
| Write-In Totals | 0 | 0.00% |  | 0 | 0 | 0 |
| Write-In: Jacqueline Abernathy | 0 | 0.00% |  | 0 | 0 | 0 |
| Write-In: Mark V Goloby | 0 | 0.00% |  | 0 | 0 | 0 |
| Write-In: Uncertified | 0 | 0.00% |  | 0 | 0 | 0 |
| Not Assigned | 0 | 0.00% |  | 0 | 0 | 0 |
| Total Votes Cast | 109 | 100.00% |  | 3 | 70 | 36 |
| Overvotes | 0 | | | 0 | 0 | 0 |
| Undervotes | 0 | | | 0 | 0 | 0 |

Lieutenant Governor

Vote For 1

| | TOTAL | VOTE % | | Absentee | Early Voting | Election Day |
|-------------------|-------|---------|-------------------------------------------------------------------------------------|----------|--------------|--------------|
| REP Dan Patrick | 44 | 40.37% |  | 0 | 28 | 16 |
| DEM Mike Collier | 63 | 57.80% |  | 3 | 42 | 18 |
| LIB Shanna Steele | 2 | 1.83% |  | 0 | 0 | 2 |
| Total Votes Cast | 109 | 100.00% |  | 3 | 70 | 36 |
| Overvotes | 0 | | | 0 | 0 | 0 |
| Undervotes | 0 | | | 0 | 0 | 0 |

November 8, 2022

Smith County

Precinct 0081**Attorney General**

Vote For 1

| | TOTAL | VOTE % | | Absentee | Early Voting | Election Day |
|-----------------------------|-------|---------|------------------------------------------------|----------|--------------|--------------|
| REP Ken Paxton | 45 | 41.28% | <div><div style="width: 41.28%;"></div></div> | 0 | 28 | 17 |
| DEM Rochelle Mercedes Garza | 61 | 55.96% | <div><div style="width: 55.96%;"></div></div> | 3 | 41 | 17 |
| LIB Mark Ash | 3 | 2.75% | <div><div style="width: 2.75%;"></div></div> | 0 | 1 | 2 |
| Total Votes Cast | 109 | 100.00% | <div><div style="width: 100.00%;"></div></div> | 3 | 70 | 36 |
| Overvotes | 0 | | | 0 | 0 | 0 |
| Undervotes | 0 | | | 0 | 0 | 0 |

Comptroller of Public Accounts

Vote For 1

| | TOTAL | VOTE % | | Absentee | Early Voting | Election Day |
|--------------------------------|-------|---------|------------------------------------------------|----------|--------------|--------------|
| REP Glenn Hegar | 45 | 41.28% | <div><div style="width: 41.28%;"></div></div> | 0 | 29 | 16 |
| DEM Janet T. Dudding | 61 | 55.96% | <div><div style="width: 55.96%;"></div></div> | 3 | 41 | 17 |
| LIB V. Alonzo Echevarria-Garza | 3 | 2.75% | <div><div style="width: 2.75%;"></div></div> | 0 | 0 | 3 |
| Total Votes Cast | 109 | 100.00% | <div><div style="width: 100.00%;"></div></div> | 3 | 70 | 36 |
| Overvotes | 0 | | | 0 | 0 | 0 |
| Undervotes | 0 | | | 0 | 0 | 0 |

Comm. General Land Office

Vote For 1

| | TOTAL | VOTE % | | Absentee | Early Voting | Election Day |
|--------------------------------|-------|---------|------------------------------------------------|----------|--------------|--------------|
| REP Dawn Buckingham | 40 | 36.70% | <div><div style="width: 36.70%;"></div></div> | 0 | 24 | 16 |
| DEM Jay Kleberg | 69 | 63.30% | <div><div style="width: 63.30%;"></div></div> | 3 | 46 | 20 |
| GRN Alfred Molison, Jr. | 0 | 0.00% | <div><div style="width: 0.00%;"></div></div> | 0 | 0 | 0 |
| Write-In Totals | 0 | 0.00% | <div><div style="width: 0.00%;"></div></div> | 0 | 0 | 0 |
| Write-In: Carrie Evelyn Menger | 0 | 0.00% | <div><div style="width: 0.00%;"></div></div> | 0 | 0 | 0 |
| Write-In: Uncertified | 0 | 0.00% | <div><div style="width: 0.00%;"></div></div> | 0 | 0 | 0 |
| Not Assigned | 0 | 0.00% | <div><div style="width: 0.00%;"></div></div> | 0 | 0 | 0 |
| Total Votes Cast | 109 | 100.00% | <div><div style="width: 100.00%;"></div></div> | 3 | 70 | 36 |
| Overvotes | 0 | | | 0 | 0 | 0 |
| Undervotes | 0 | | | 0 | 0 | 0 |

Commissioner of Agriculture

Vote For 1






| | TOTAL | VOTE % | | Absentee | Early Voting | Election Day |
|------------------|-------|---------|------------------------------------------------|----------|--------------|--------------|
| REP Sid Miller | 45 | 42.06% | <div><div style="width: 42.06%;"></div></div> | 0 | 28 | 17 |
| DEM Susan Hays | 62 | 57.94% | <div><div style="width: 57.94%;"></div></div> | 3 | 41 | 18 |
| Total Votes Cast | 107 | 100.00% | <div><div style="width: 100.00%;"></div></div> | 3 | 69 | 35 |
| Overvotes | 0 | | | 0 | 0 | 0 |
| Undervotes | 2 | | | 0 | 1 | 1 |

November 8, 2022

Smith County





Precinct 0081**Railroad Commissioner**

Vote For 1

| | TOTAL | VOTE % | | Absentee | Early Voting | Election Day |
|-----------------------|-------|---------|-----------------------------------------------------------------------------------|----------|--------------|--------------|
| REP Wayne Christian | 44 | 41.12% |  | 0 | 28 | 16 |
| DEM Luke Warford | 57 | 53.27% |  | 3 | 38 | 16 |
| LIB Jaime Andres Diez | 5 | 4.67% |  | 0 | 2 | 3 |
| GRN Hunter Wayne Crow | 1 | 0.93% |  | 0 | 1 | 0 |
| Total Votes Cast | 107 | 100.00% |  | 3 | 69 | 35 |
| Overvotes | 0 | | | 0 | 0 | 0 |
| Undervotes | 2 | | | 0 | 1 | 1 |




Justice, Supreme Ct. PI. 3

Vote For 1

| | TOTAL | VOTE % | | Absentee | Early Voting | Election Day |
|--------------------------|-------|---------|-----------------------------------------------------------------------------------|----------|--------------|--------------|
| REP Debra Lehrmann | 43 | 40.19% |  | 0 | 27 | 16 |
| DEM Erin A. Nowell | 63 | 58.88% |  | 3 | 41 | 19 |
| LIB Thomas Edward Oxford | 1 | 0.93% |  | 0 | 0 | 1 |
| Total Votes Cast | 107 | 100.00% |  | 3 | 68 | 36 |
| Overvotes | 0 | | | 0 | 0 | 0 |
| Undervotes | 2 | | | 0 | 2 | 0 |




Justice, Supreme Ct. PI. 5

Vote For 1

| | TOTAL | VOTE % | | Absentee | Early Voting | Election Day |
|--------------------|-------|---------|-------------------------------------------------------------------------------------|----------|--------------|--------------|
| REP Rebeca Huddle | 44 | 41.12% |  | 0 | 27 | 17 |
| DEM Amanda Reichel | 63 | 58.88% |  | 3 | 41 | 19 |
| Total Votes Cast | 107 | 100.00% |  | 3 | 68 | 36 |
| Overvotes | 0 | | | 0 | 0 | 0 |
| Undervotes | 2 | | | 0 | 2 | 0 |

Justice, Supreme Ct. PI. 9

Vote For 1




| | TOTAL | VOTE % | | Absentee | Early Voting | Election Day |
|---------------------|-------|---------|-------------------------------------------------------------------------------------|----------|--------------|--------------|
| REP Evan Young | 44 | 41.12% |  | 0 | 27 | 17 |
| DEM Julia Maldonado | 63 | 58.88% |  | 3 | 41 | 19 |
| Total Votes Cast | 107 | 100.00% |  | 3 | 68 | 36 |
| Overvotes | 0 | | | 0 | 0 | 0 |
| Undervotes | 2 | | | 0 | 2 | 0 |

November 8, 2022

Smith County




Precinct 0081**Judge, Ct of Crim. Appeals, PI 5**

Vote For 1

| | TOTAL | VOTE % | | Absentee | Early Voting | Election Day |
|------------------|-------|---------|-----------------------------------------------------------------------------------|----------|--------------|--------------|
| REP Scott Walker | 44 | 41.51% |  | 0 | 27 | 17 |
| DEM Dana Huffman | 62 | 58.49% |  | 3 | 41 | 18 |
| Total Votes Cast | 106 | 100.00% |  | 3 | 68 | 35 |
| Overvotes | 0 | | | 0 | 0 | 0 |
| Undervotes | 3 | | | 0 | 2 | 1 |




Judge, Ct of Crim. Appeals, PI 6

Vote For 1

| | TOTAL | VOTE % | | Absentee | Early Voting | Election Day |
|---------------------------|-------|---------|-----------------------------------------------------------------------------------|----------|--------------|--------------|
| REP Jesse F. McClure, III | 43 | 40.57% |  | 0 | 27 | 16 |
| DEM Robert Johnson | 63 | 59.43% |  | 3 | 41 | 19 |
| Total Votes Cast | 106 | 100.00% |  | 3 | 68 | 35 |
| Overvotes | 0 | | | 0 | 0 | 0 |
| Undervotes | 3 | | | 0 | 2 | 1 |




State Representative, District 6

Vote For 1

| | TOTAL | VOTE % | | Absentee | Early Voting | Election Day |
|-------------------|-------|---------|-------------------------------------------------------------------------------------|----------|--------------|--------------|
| REP Matt Schaefer | 44 | 41.12% |  | 0 | 27 | 17 |
| DEM Cody J. Grace | 63 | 58.88% |  | 3 | 41 | 19 |
| Total Votes Cast | 107 | 100.00% |  | 3 | 68 | 36 |
| Overvotes | 0 | | | 0 | 0 | 0 |
| Undervotes | 2 | | | 0 | 2 | 0 |




Justice of the Peace, Pct. 4

Vote For 1

| | TOTAL | VOTE % | | Absentee | Early Voting | Election Day |
|-------------------|-------|---------|-------------------------------------------------------------------------------------|----------|--------------|--------------|
| REP Curtis Wulf | 44 | 41.51% |  | 0 | 28 | 16 |
| DEM Randy Hawkins | 62 | 58.49% |  | 3 | 40 | 19 |
| Total Votes Cast | 106 | 100.00% |  | 3 | 68 | 35 |
| Overvotes | 0 | | | 0 | 0 | 0 |
| Undervotes | 3 | | | 0 | 2 | 1 |

Smith Prop A

Vote For 1

| | TOTAL | VOTE % | | Absentee | Early Voting | Election Day |
|------------------|-------|---------|-------------------------------------------------------------------------------------|----------|--------------|--------------|
| FOR | 46 | 42.99% |  | 2 | 30 | 14 |
| AGAINST | 61 | 57.01% |  | 1 | 39 | 21 |
| Total Votes Cast | 107 | 100.00% |  | 3 | 69 | 35 |
| Overvotes | 0 | | | 0 | 0 | 0 |
| Undervotes | 2 | | | 0 | 1 | 1 |

November 8, 2022

Smith County

Precinct 0082

Statistics

| | TOTAL | Absentee | Early Voting | Election Day |
|---------------------------|--------|----------|--------------|--------------|
| Registered Voters - Total | 66 | | | |
| Ballots Cast - Total | 13 | 0 | 6 | 7 |
| Ballots Cast - Blank | 0 | 0 | 0 | 0 |
| Voter Turnout - Total | 19.70% | | | |

US Representative, Dist 1

Vote For 1

| | TOTAL | VOTE % | | Absentee | Early Voting | Election Day |
|--------------------------|-------|---------|------------------------------------------------------------------|----------|--------------|--------------|
| REP Nathaniel Moran | 6 | 50.00% | <div style="width: 50%;"><div style="width: 50%;"></div></div> | 0 | 3 | 3 |
| DEM Jrmar (JJ) Jefferson | 6 | 50.00% | <div style="width: 50%;"><div style="width: 50%;"></div></div> | 0 | 2 | 4 |
| Total Votes Cast | 12 | 100.00% | <div style="width: 100%;"><div style="width: 100%;"></div></div> | 0 | 5 | 7 |
| Overvotes | 0 | | | 0 | 0 | 0 |
| Undervotes | 1 | | | 0 | 1 | 0 |

Governor

Vote For 1

| | TOTAL | VOTE % | | Absentee | Early Voting | Election Day |
|--------------------------------|-------|---------|----------------------------------------------------------------------|----------|--------------|--------------|
| REP Greg Abbott | 8 | 61.54% | <div style="width: 61.54%;"><div style="width: 61.54%;"></div></div> | 0 | 4 | 4 |
| DEM Beto O'Rourke | 5 | 38.46% | <div style="width: 38.46%;"><div style="width: 38.46%;"></div></div> | 0 | 2 | 3 |
| LIB Mark Tippetts | 0 | 0.00% | <div style="width: 0%;"><div style="width: 0%;"></div></div> | 0 | 0 | 0 |
| GRN Delilah Barrios | 0 | 0.00% | <div style="width: 0%;"><div style="width: 0%;"></div></div> | 0 | 0 | 0 |
| Write-In Totals | 0 | 0.00% | <div style="width: 0%;"><div style="width: 0%;"></div></div> | 0 | 0 | 0 |
| Write-In: Jacqueline Abernathy | 0 | 0.00% | <div style="width: 0%;"><div style="width: 0%;"></div></div> | 0 | 0 | 0 |
| Write-In: Mark V Goloby | 0 | 0.00% | <div style="width: 0%;"><div style="width: 0%;"></div></div> | 0 | 0 | 0 |
| Write-In: Uncertified | 0 | 0.00% | <div style="width: 0%;"><div style="width: 0%;"></div></div> | 0 | 0 | 0 |
| Not Assigned | 0 | 0.00% | <div style="width: 0%;"><div style="width: 0%;"></div></div> | 0 | 0 | 0 |
| Total Votes Cast | 13 | 100.00% | <div style="width: 100%;"><div style="width: 100%;"></div></div> | 0 | 6 | 7 |
| Overvotes | 0 | | | 0 | 0 | 0 |
| Undervotes | 0 | | | 0 | 0 | 0 |

Lieutenant Governor

Vote For 1

| | TOTAL | VOTE % | | Absentee | Early Voting | Election Day |
|-------------------|-------|---------|----------------------------------------------------------------------|----------|--------------|--------------|
| REP Dan Patrick | 7 | 53.85% | <div style="width: 53.85%;"><div style="width: 53.85%;"></div></div> | 0 | 4 | 3 |
| DEM Mike Collier | 6 | 46.15% | <div style="width: 46.15%;"><div style="width: 46.15%;"></div></div> | 0 | 2 | 4 |
| LIB Shanna Steele | 0 | 0.00% | <div style="width: 0%;"><div style="width: 0%;"></div></div> | 0 | 0 | 0 |
| Total Votes Cast | 13 | 100.00% | <div style="width: 100%;"><div style="width: 100%;"></div></div> | 0 | 6 | 7 |
| Overvotes | 0 | | | 0 | 0 | 0 |
| Undervotes | 0 | | | 0 | 0 | 0 |

November 8, 2022

Smith County

Precinct 0082**Attorney General**

Vote For 1

| | TOTAL | VOTE % | | Absentee | Early Voting | Election Day |
|-----------------------------|-------|---------|------------------------------------------------------------------------|----------|--------------|--------------|
| REP Ken Paxton | 7 | 53.85% | <div style="width: 53.85%;"><div style="width: 53.85%;"></div></div> | 0 | 4 | 3 |
| DEM Rochelle Mercedes Garza | 5 | 38.46% | <div style="width: 38.46%;"><div style="width: 38.46%;"></div></div> | 0 | 1 | 4 |
| LIB Mark Ash | 1 | 7.69% | <div style="width: 7.69%;"><div style="width: 7.69%;"></div></div> | 0 | 1 | 0 |
| Total Votes Cast | 13 | 100.00% | <div style="width: 100.00%;"><div style="width: 100.00%;"></div></div> | 0 | 6 | 7 |
| Overvotes | 0 | | | 0 | 0 | 0 |
| Undervotes | 0 | | | 0 | 0 | 0 |

Comptroller of Public Accounts

Vote For 1

| | TOTAL | VOTE % | | Absentee | Early Voting | Election Day |
|--------------------------------|-------|---------|------------------------------------------------------------------------|----------|--------------|--------------|
| REP Glenn Hegar | 7 | 58.33% | <div style="width: 58.33%;"><div style="width: 58.33%;"></div></div> | 0 | 4 | 3 |
| DEM Janet T. Dudding | 4 | 33.33% | <div style="width: 33.33%;"><div style="width: 33.33%;"></div></div> | 0 | 1 | 3 |
| LIB V. Alonzo Echevarria-Garza | 1 | 8.33% | <div style="width: 8.33%;"><div style="width: 8.33%;"></div></div> | 0 | 1 | 0 |
| Total Votes Cast | 12 | 100.00% | <div style="width: 100.00%;"><div style="width: 100.00%;"></div></div> | 0 | 6 | 6 |
| Overvotes | 0 | | | 0 | 0 | 0 |
| Undervotes | 1 | | | 0 | 0 | 1 |

Comm. General Land Office

Vote For 1

| | TOTAL | VOTE % | | Absentee | Early Voting | Election Day |
|--------------------------------|-------|---------|------------------------------------------------------------------------|----------|--------------|--------------|
| REP Dawn Buckingham | 7 | 53.85% | <div style="width: 53.85%;"><div style="width: 53.85%;"></div></div> | 0 | 4 | 3 |
| DEM Jay Kleberg | 6 | 46.15% | <div style="width: 46.15%;"><div style="width: 46.15%;"></div></div> | 0 | 2 | 4 |
| GRN Alfred Molison, Jr. | 0 | 0.00% | <div style="width: 0.00%;"><div style="width: 0.00%;"></div></div> | 0 | 0 | 0 |
| Write-In Totals | 0 | 0.00% | <div style="width: 0.00%;"><div style="width: 0.00%;"></div></div> | 0 | 0 | 0 |
| Write-In: Carrie Evelyn Menger | 0 | 0.00% | <div style="width: 0.00%;"><div style="width: 0.00%;"></div></div> | 0 | 0 | 0 |
| Write-In: Uncertified | 0 | 0.00% | <div style="width: 0.00%;"><div style="width: 0.00%;"></div></div> | 0 | 0 | 0 |
| Not Assigned | 0 | 0.00% | <div style="width: 0.00%;"><div style="width: 0.00%;"></div></div> | 0 | 0 | 0 |
| Total Votes Cast | 13 | 100.00% | <div style="width: 100.00%;"><div style="width: 100.00%;"></div></div> | 0 | 6 | 7 |
| Overvotes | 0 | | | 0 | 0 | 0 |
| Undervotes | 0 | | | 0 | 0 | 0 |

Commissioner of Agriculture

Vote For 1

| | TOTAL | VOTE % | | Absentee | Early Voting | Election Day |
|------------------|-------|---------|------------------------------------------------------------------------|----------|--------------|--------------|
| REP Sid Miller | 6 | 50.00% | <div style="width: 50.00%;"><div style="width: 50.00%;"></div></div> | 0 | 3 | 3 |
| DEM Susan Hays | 6 | 50.00% | <div style="width: 50.00%;"><div style="width: 50.00%;"></div></div> | 0 | 2 | 4 |
| Total Votes Cast | 12 | 100.00% | <div style="width: 100.00%;"><div style="width: 100.00%;"></div></div> | 0 | 5 | 7 |
| Overvotes | 0 | | | 0 | 0 | 0 |
| Undervotes | 1 | | | 0 | 1 | 0 |

November 8, 2022

Smith County

Precinct 0082**Railroad Commissioner**

Vote For 1

| | TOTAL | VOTE % | | Absentee | Early Voting | Election Day |
|-----------------------|-------|---------|------------------------------------------------------------------|----------|--------------|--------------|
| REP Wayne Christian | 6 | 50.00% | <div style="width: 50%;"><div style="width: 50%;"></div></div> | 0 | 3 | 3 |
| DEM Luke Warford | 6 | 50.00% | <div style="width: 50%;"><div style="width: 50%;"></div></div> | 0 | 2 | 4 |
| LIB Jaime Andres Diez | 0 | 0.00% | <div style="width: 0%;"><div style="width: 0%;"></div></div> | 0 | 0 | 0 |
| GRN Hunter Wayne Crow | 0 | 0.00% | <div style="width: 0%;"><div style="width: 0%;"></div></div> | 0 | 0 | 0 |
| Total Votes Cast | 12 | 100.00% | <div style="width: 100%;"><div style="width: 100%;"></div></div> | 0 | 5 | 7 |
| Overvotes | 0 | | | 0 | 0 | 0 |
| Undervotes | 1 | | | 0 | 1 | 0 |

Justice, Supreme Ct. PI. 3

Vote For 1

| | TOTAL | VOTE % | | Absentee | Early Voting | Election Day |
|--------------------------|-------|---------|------------------------------------------------------------------|----------|--------------|--------------|
| REP Debra Lehrmann | 6 | 50.00% | <div style="width: 50%;"><div style="width: 50%;"></div></div> | 0 | 3 | 3 |
| DEM Erin A. Nowell | 6 | 50.00% | <div style="width: 50%;"><div style="width: 50%;"></div></div> | 0 | 2 | 4 |
| LIB Thomas Edward Oxford | 0 | 0.00% | <div style="width: 0%;"><div style="width: 0%;"></div></div> | 0 | 0 | 0 |
| Total Votes Cast | 12 | 100.00% | <div style="width: 100%;"><div style="width: 100%;"></div></div> | 0 | 5 | 7 |
| Overvotes | 0 | | | 0 | 0 | 0 |
| Undervotes | 1 | | | 0 | 1 | 0 |

Justice, Supreme Ct. PI. 5

Vote For 1

| | TOTAL | VOTE % | | Absentee | Early Voting | Election Day |
|--------------------|-------|---------|------------------------------------------------------------------|----------|--------------|--------------|
| REP Rebeca Huddle | 6 | 50.00% | <div style="width: 50%;"><div style="width: 50%;"></div></div> | 0 | 3 | 3 |
| DEM Amanda Reichel | 6 | 50.00% | <div style="width: 50%;"><div style="width: 50%;"></div></div> | 0 | 2 | 4 |
| Total Votes Cast | 12 | 100.00% | <div style="width: 100%;"><div style="width: 100%;"></div></div> | 0 | 5 | 7 |
| Overvotes | 0 | | | 0 | 0 | 0 |
| Undervotes | 1 | | | 0 | 1 | 0 |

Justice, Supreme Ct. PI. 9

Vote For 1

| | TOTAL | VOTE % | | Absentee | Early Voting | Election Day |
|---------------------|-------|---------|------------------------------------------------------------------|----------|--------------|--------------|
| REP Evan Young | 6 | 50.00% | <div style="width: 50%;"><div style="width: 50%;"></div></div> | 0 | 3 | 3 |
| DEM Julia Maldonado | 6 | 50.00% | <div style="width: 50%;"><div style="width: 50%;"></div></div> | 0 | 2 | 4 |
| Total Votes Cast | 12 | 100.00% | <div style="width: 100%;"><div style="width: 100%;"></div></div> | 0 | 5 | 7 |
| Overvotes | 0 | | | 0 | 0 | 0 |
| Undervotes | 1 | | | 0 | 1 | 0 |

November 8, 2022

Smith County

Precinct 0082**Judge, Ct of Crim. Appeals, PI 5**

Vote For 1

| | TOTAL | VOTE % | | Absentee | Early Voting | Election Day |
|------------------|-------|---------|------------------------------------------------------------------|----------|--------------|--------------|
| REP Scott Walker | 6 | 50.00% | <div style="width: 50%;"><div style="width: 50%;"></div></div> | 0 | 3 | 3 |
| DEM Dana Huffman | 6 | 50.00% | <div style="width: 50%;"><div style="width: 50%;"></div></div> | 0 | 2 | 4 |
| Total Votes Cast | 12 | 100.00% | <div style="width: 100%;"><div style="width: 100%;"></div></div> | 0 | 5 | 7 |
| Overvotes | 0 | | | 0 | 0 | 0 |
| Undervotes | 1 | | | 0 | 1 | 0 |

Judge, Ct of Crim. Appeals, PI 6

Vote For 1

| | TOTAL | VOTE % | | Absentee | Early Voting | Election Day |
|---------------------------|-------|---------|------------------------------------------------------------------|----------|--------------|--------------|
| REP Jesse F. McClure, III | 6 | 50.00% | <div style="width: 50%;"><div style="width: 50%;"></div></div> | 0 | 3 | 3 |
| DEM Robert Johnson | 6 | 50.00% | <div style="width: 50%;"><div style="width: 50%;"></div></div> | 0 | 2 | 4 |
| Total Votes Cast | 12 | 100.00% | <div style="width: 100%;"><div style="width: 100%;"></div></div> | 0 | 5 | 7 |
| Overvotes | 0 | | | 0 | 0 | 0 |
| Undervotes | 1 | | | 0 | 1 | 0 |

State Representative, District 6

Vote For 1

| | TOTAL | VOTE % | | Absentee | Early Voting | Election Day |
|-------------------|-------|---------|------------------------------------------------------------------|----------|--------------|--------------|
| REP Matt Schaefer | 6 | 50.00% | <div style="width: 50%;"><div style="width: 50%;"></div></div> | 0 | 3 | 3 |
| DEM Cody J. Grace | 6 | 50.00% | <div style="width: 50%;"><div style="width: 50%;"></div></div> | 0 | 2 | 4 |
| Total Votes Cast | 12 | 100.00% | <div style="width: 100%;"><div style="width: 100%;"></div></div> | 0 | 5 | 7 |
| Overvotes | 0 | | | 0 | 0 | 0 |
| Undervotes | 1 | | | 0 | 1 | 0 |

Justice of the Peace, Pct. 4

Vote For 1

| | TOTAL | VOTE % | | Absentee | Early Voting | Election Day |
|-------------------|-------|---------|----------------------------------------------------------------------|----------|--------------|--------------|
| REP Curtis Wulf | 7 | 53.85% | <div style="width: 53.85%;"><div style="width: 53.85%;"></div></div> | 0 | 4 | 3 |
| DEM Randy Hawkins | 6 | 46.15% | <div style="width: 46.15%;"><div style="width: 46.15%;"></div></div> | 0 | 2 | 4 |
| Total Votes Cast | 13 | 100.00% | <div style="width: 100%;"><div style="width: 100%;"></div></div> | 0 | 6 | 7 |
| Overvotes | 0 | | | 0 | 0 | 0 |
| Undervotes | 0 | | | 0 | 0 | 0 |

Smith Prop A

Vote For 1

| | TOTAL | VOTE % | | Absentee | Early Voting | Election Day |
|------------------|-------|---------|----------------------------------------------------------------------|----------|--------------|--------------|
| FOR | 6 | 46.15% | <div style="width: 46.15%;"><div style="width: 46.15%;"></div></div> | 0 | 3 | 3 |
| AGAINST | 7 | 53.85% | <div style="width: 53.85%;"><div style="width: 53.85%;"></div></div> | 0 | 3 | 4 |
| Total Votes Cast | 13 | 100.00% | <div style="width: 100%;"><div style="width: 100%;"></div></div> | 0 | 6 | 7 |
| Overvotes | 0 | | | 0 | 0 | 0 |
| Undervotes | 0 | | | 0 | 0 | 0 |

November 8, 2022

Smith County

Precinct 0085**Statistics**

| | TOTAL | Absentee | Early Voting | Election Day |
|---------------------------|--------|----------|--------------|--------------|
| Registered Voters - Total | 1,261 | | | |
| Ballots Cast - Total | 712 | 26 | 500 | 186 |
| Ballots Cast - Blank | 0 | 0 | 0 | 0 |
| Voter Turnout - Total | 56.46% | | | |

US Representative, Dist 1

Vote For 1

| | TOTAL | VOTE % | Absentee | Early Voting | Election Day |
|--------------------------|-------|---------|----------|--------------|--------------|
| REP Nathaniel Moran | 632 | 89.77% | 19 | 450 | 163 |
| DEM Jrmar (JJ) Jefferson | 72 | 10.23% | 6 | 46 | 20 |
| Total Votes Cast | 704 | 100.00% | 25 | 496 | 183 |
| Overvotes | 0 | | 0 | 0 | 0 |
| Undervotes | 8 | | 1 | 4 | 3 |

Governor

Vote For 1

| | TOTAL | VOTE % | Absentee | Early Voting | Election Day |
|--------------------------------|-------|---------|----------|--------------|--------------|
| REP Greg Abbott | 631 | 88.87% | 17 | 449 | 165 |
| DEM Beto O'Rourke | 74 | 10.42% | 7 | 48 | 19 |
| LIB Mark Tippetts | 4 | 0.56% | 0 | 3 | 1 |
| GRN Delilah Barrios | 1 | 0.14% | 0 | 0 | 1 |
| Write-In Totals | 0 | 0.00% | 0 | 0 | 0 |
| Write-In: Jacqueline Abernathy | 0 | 0.00% | 0 | 0 | 0 |
| Write-In: Mark V Goloby | 0 | 0.00% | 0 | 0 | 0 |
| Write-In: Uncertified | 0 | 0.00% | 0 | 0 | 0 |
| Not Assigned | 0 | 0.00% | 0 | 0 | 0 |
| Total Votes Cast | 710 | 100.00% | 24 | 500 | 186 |
| Overvotes | 0 | | 0 | 0 | 0 |
| Undervotes | 2 | | 2 | 0 | 0 |

Lieutenant Governor

Vote For 1

| | TOTAL | VOTE % | Absentee | Early Voting | Election Day |
|-------------------|-------|---------|----------|--------------|--------------|
| REP Dan Patrick | 620 | 87.57% | 17 | 440 | 163 |
| DEM Mike Collier | 84 | 11.86% | 7 | 56 | 21 |
| LIB Shanna Steele | 4 | 0.56% | 0 | 3 | 1 |
| Total Votes Cast | 708 | 100.00% | 24 | 499 | 185 |
| Overvotes | 0 | | 0 | 0 | 0 |
| Undervotes | 4 | | 2 | 1 | 1 |

November 8, 2022

Smith County

Precinct 0085**Attorney General**

Vote For 1

| | TOTAL | VOTE % | | Absentee | Early Voting | Election Day |
|-----------------------------|-------|---------|------------------------------------------------------------------------|----------|--------------|--------------|
| REP Ken Paxton | 618 | 87.54% | <div style="width: 87.54%;"><div style="width: 87.54%;"></div></div> | 15 | 440 | 163 |
| DEM Rochelle Mercedes Garza | 78 | 11.05% | <div style="width: 11.05%;"><div style="width: 11.05%;"></div></div> | 9 | 50 | 19 |
| LIB Mark Ash | 10 | 1.42% | <div style="width: 1.42%;"><div style="width: 1.42%;"></div></div> | 0 | 8 | 2 |
| Total Votes Cast | 706 | 100.00% | <div style="width: 100.00%;"><div style="width: 100.00%;"></div></div> | 24 | 498 | 184 |
| Overvotes | 0 | | | 0 | 0 | 0 |
| Undervotes | 6 | | | 2 | 2 | 2 |

Comptroller of Public Accounts

Vote For 1

| | TOTAL | VOTE % | | Absentee | Early Voting | Election Day |
|--------------------------------|-------|---------|------------------------------------------------------------------------|----------|--------------|--------------|
| REP Glenn Hegar | 627 | 89.70% | <div style="width: 89.70%;"><div style="width: 89.70%;"></div></div> | 16 | 444 | 167 |
| DEM Janet T. Dudding | 68 | 9.73% | <div style="width: 9.73%;"><div style="width: 9.73%;"></div></div> | 7 | 46 | 15 |
| LIB V. Alonzo Echevarria-Garza | 4 | 0.57% | <div style="width: 0.57%;"><div style="width: 0.57%;"></div></div> | 0 | 2 | 2 |
| Total Votes Cast | 699 | 100.00% | <div style="width: 100.00%;"><div style="width: 100.00%;"></div></div> | 23 | 492 | 184 |
| Overvotes | 1 | | | 1 | 0 | 0 |
| Undervotes | 12 | | | 2 | 8 | 2 |

Comm. General Land Office

Vote For 1

| | TOTAL | VOTE % | | Absentee | Early Voting | Election Day |
|--------------------------------|-------|---------|------------------------------------------------------------------------|----------|--------------|--------------|
| REP Dawn Buckingham | 620 | 88.32% | <div style="width: 88.32%;"><div style="width: 88.32%;"></div></div> | 17 | 439 | 164 |
| DEM Jay Kleberg | 79 | 11.25% | <div style="width: 11.25%;"><div style="width: 11.25%;"></div></div> | 7 | 52 | 20 |
| GRN Alfred Molison, Jr. | 3 | 0.43% | <div style="width: 0.43%;"><div style="width: 0.43%;"></div></div> | 0 | 3 | 0 |
| Write-In Totals | 0 | 0.00% | <div style="width: 0.00%;"><div style="width: 0.00%;"></div></div> | 0 | 0 | 0 |
| Write-In: Carrie Evelyn Menger | 0 | 0.00% | <div style="width: 0.00%;"><div style="width: 0.00%;"></div></div> | 0 | 0 | 0 |
| Write-In: Uncertified | 0 | 0.00% | <div style="width: 0.00%;"><div style="width: 0.00%;"></div></div> | 0 | 0 | 0 |
| Not Assigned | 0 | 0.00% | <div style="width: 0.00%;"><div style="width: 0.00%;"></div></div> | 0 | 0 | 0 |
| Total Votes Cast | 702 | 100.00% | <div style="width: 100.00%;"><div style="width: 100.00%;"></div></div> | 24 | 494 | 184 |
| Overvotes | 0 | | | 0 | 0 | 0 |
| Undervotes | 10 | | | 2 | 6 | 2 |

Commissioner of Agriculture

Vote For 1

| | TOTAL | VOTE % | | Absentee | Early Voting | Election Day |
|------------------|-------|---------|------------------------------------------------------------------------|----------|--------------|--------------|
| REP Sid Miller | 629 | 89.60% | <div style="width: 89.60%;"><div style="width: 89.60%;"></div></div> | 17 | 449 | 163 |
| DEM Susan Hays | 73 | 10.40% | <div style="width: 10.40%;"><div style="width: 10.40%;"></div></div> | 7 | 47 | 19 |
| Total Votes Cast | 702 | 100.00% | <div style="width: 100.00%;"><div style="width: 100.00%;"></div></div> | 24 | 496 | 182 |
| Overvotes | 0 | | | 0 | 0 | 0 |
| Undervotes | 10 | | | 2 | 4 | 4 |

November 8, 2022

Smith County

Precinct 0085**Railroad Commissioner**

Vote For 1

| | TOTAL | VOTE % | | Absentee | Early Voting | Election Day |
|-----------------------|-------|---------|------------------------------------------------------------------------|----------|--------------|--------------|
| REP Wayne Christian | 621 | 88.71% | <div style="width: 88.71%;"><div style="width: 88.71%;"></div></div> | 17 | 441 | 163 |
| DEM Luke Warford | 71 | 10.14% | <div style="width: 10.14%;"><div style="width: 10.14%;"></div></div> | 7 | 48 | 16 |
| LIB Jaime Andres Diez | 4 | 0.57% | <div style="width: 0.57%;"><div style="width: 0.57%;"></div></div> | 0 | 4 | 0 |
| GRN Hunter Wayne Crow | 4 | 0.57% | <div style="width: 0.57%;"><div style="width: 0.57%;"></div></div> | 0 | 2 | 2 |
| Total Votes Cast | 700 | 100.00% | <div style="width: 100.00%;"><div style="width: 100.00%;"></div></div> | 24 | 495 | 181 |
| Overvotes | 0 | | | 0 | 0 | 0 |
| Undervotes | 12 | | | 2 | 5 | 5 |

Justice, Supreme Ct. PI. 3

Vote For 1

| | TOTAL | VOTE % | | Absentee | Early Voting | Election Day |
|--------------------------|-------|---------|------------------------------------------------------------------------|----------|--------------|--------------|
| REP Debra Lehrmann | 625 | 88.90% | <div style="width: 88.90%;"><div style="width: 88.90%;"></div></div> | 17 | 445 | 163 |
| DEM Erin A. Nowell | 72 | 10.24% | <div style="width: 10.24%;"><div style="width: 10.24%;"></div></div> | 7 | 47 | 18 |
| LIB Thomas Edward Oxford | 6 | 0.85% | <div style="width: 0.85%;"><div style="width: 0.85%;"></div></div> | 0 | 5 | 1 |
| Total Votes Cast | 703 | 100.00% | <div style="width: 100.00%;"><div style="width: 100.00%;"></div></div> | 24 | 497 | 182 |
| Overvotes | 0 | | | 0 | 0 | 0 |
| Undervotes | 9 | | | 2 | 3 | 4 |

Justice, Supreme Ct. PI. 5

Vote For 1

| | TOTAL | VOTE % | | Absentee | Early Voting | Election Day |
|--------------------|-------|---------|------------------------------------------------------------------------|----------|--------------|--------------|
| REP Rebeca Huddle | 627 | 89.44% | <div style="width: 89.44%;"><div style="width: 89.44%;"></div></div> | 17 | 448 | 162 |
| DEM Amanda Reichel | 74 | 10.56% | <div style="width: 10.56%;"><div style="width: 10.56%;"></div></div> | 7 | 48 | 19 |
| Total Votes Cast | 701 | 100.00% | <div style="width: 100.00%;"><div style="width: 100.00%;"></div></div> | 24 | 496 | 181 |
| Overvotes | 0 | | | 0 | 0 | 0 |
| Undervotes | 11 | | | 2 | 4 | 5 |

Justice, Supreme Ct. PI. 9

Vote For 1

| | TOTAL | VOTE % | | Absentee | Early Voting | Election Day |
|---------------------|-------|---------|------------------------------------------------------------------------|----------|--------------|--------------|
| REP Evan Young | 627 | 89.32% | <div style="width: 89.32%;"><div style="width: 89.32%;"></div></div> | 17 | 447 | 163 |
| DEM Julia Maldonado | 75 | 10.68% | <div style="width: 10.68%;"><div style="width: 10.68%;"></div></div> | 7 | 49 | 19 |
| Total Votes Cast | 702 | 100.00% | <div style="width: 100.00%;"><div style="width: 100.00%;"></div></div> | 24 | 496 | 182 |
| Overvotes | 0 | | | 0 | 0 | 0 |
| Undervotes | 10 | | | 2 | 4 | 4 |

November 8, 2022

Smith County

Precinct 0085

Judge, Ct of Crim. Appeals, PI 5

Vote For 1

| | TOTAL | VOTE % | | Absentee | Early Voting | Election Day |
|------------------|-------|---------|--|----------|--------------|--------------|
| REP Scott Walker | 628 | 89.59% | | 17 | 447 | 164 |
| DEM Dana Huffman | 73 | 10.41% | | 7 | 49 | 17 |
| Total Votes Cast | 701 | 100.00% | | 24 | 496 | 181 |
| Overvotes | 0 | | | 0 | 0 | 0 |
| Undervotes | 11 | | | 2 | 4 | 5 |

Judge, Ct of Crim. Appeals, PI 6

Vote For 1

| | TOTAL | VOTE % | | Absentee | Early Voting | Election Day |
|---------------------------|-------|---------|--|----------|--------------|--------------|
| REP Jesse F. McClure, III | 626 | 89.43% | | 16 | 447 | 163 |
| DEM Robert Johnson | 74 | 10.57% | | 7 | 49 | 18 |
| Total Votes Cast | 700 | 100.00% | | 23 | 496 | 181 |
| Overvotes | 1 | | | 1 | 0 | 0 |
| Undervotes | 11 | | | 2 | 4 | 5 |

Smith Prop A

Vote For 1

| | TOTAL | VOTE % | | Absentee | Early Voting | Election Day |
|------------------|-------|---------|--|----------|--------------|--------------|
| FOR | 373 | 53.98% | | 11 | 273 | 89 |
| AGAINST | 318 | 46.02% | | 7 | 217 | 94 |
| Total Votes Cast | 691 | 100.00% | | 18 | 490 | 183 |
| Overvotes | 0 | | | 0 | 0 | 0 |
| Undervotes | 21 | | | 8 | 10 | 3 |