

November 8, 2022

Smith County

Statistics




	TOTAL	Absentee	Early Voting	Election Day
Registered Voters - Total	155,069			
Ballots Cast - Total	76,507	2,903	49,035	24,569
Ballots Cast - Blank	8	2	3	3
Voter Turnout - Total	49.34%			

November 8, 2022

Smith County











US Representative, Dist 1

Vote For 1

	TOTAL	VOTE %		Absentee	Early Voting	Election Day
REP Nathaniel Moran	57,501	75.97%		1,519	37,357	18,625
DEM Jrmr (JJ) Jefferson	18,184	24.03%		1,277	11,255	5,652
Total Votes Cast	75,685	100.00%		2,796	48,612	24,277
Overvotes	0			0	0	0
Undervotes	822			107	423	292





Governor

Vote For 1

	TOTAL	VOTE %		Absentee	Early Voting	Election Day
REP Greg Abbott	56,608	74.24%		1,519	36,817	18,272
DEM Beto O'Rourke	18,763	24.61%		1,324	11,644	5,795
LIB Mark Tippetts	648	0.85%		12	308	328
GRN Delilah Barrios	184	0.24%		4	98	82
Write-In Totals	48	0.06%		5	25	18
Write-In: Uncertified	31	0.04%		2	20	9
Write-In: Jacqueline Abernathy	13	0.02%		1	3	9
Write-In: Mark V Goloby	4	0.01%		2	2	0
Not Assigned	0	0.00%		0	0	0
Total Votes Cast	76,251	100.00%		2,864	48,892	24,495
Overvotes	12			12	0	0
Undervotes	244			27	143	74





Lieutenant Governor

Vote For 1

	TOTAL	VOTE %		Absentee	Early Voting	Election Day
REP Dan Patrick	55,433	73.17%		1,489	36,088	17,856
DEM Mike Collier	18,629	24.59%		1,352	11,688	5,589
LIB Shanna Steele	1,699	2.24%		23	878	798
Total Votes Cast	75,761	100.00%		2,864	48,654	24,243
Overvotes	0			0	0	0
Undervotes	746			39	381	326

Attorney General

Vote For 1

	TOTAL	VOTE %		Absentee	Early Voting	Election Day
REP Ken Paxton	54,925	72.67%		1,451	35,700	17,774
DEM Rochelle Mercedes Garza	18,910	25.02%		1,363	11,837	5,710
LIB Mark Ash	1,751	2.32%		45	960	746
Total Votes Cast	75,586	100.00%		2,859	48,497	24,230
Overvotes	1			1	0	0
Undervotes	920			43	538	339

November 8, 2022

Smith County

Comptroller of Public Accounts

Vote For 1

	TOTAL	VOTE %		Absentee	Early Voting	Election Day
REP Glenn Hegar	56,281	74.73%		1,502	36,640	18,139
DEM Janet T. Dudding	17,766	23.59%		1,310	11,153	5,303
LIB V. Alonzo Echevarria-Garza	1,268	1.68%		21	591	656
Total Votes Cast	75,315	100.00%		2,833	48,384	24,098
Overvotes	1			1	0	0
Undervotes	1,191			69	651	471

Comm. General Land Office

Vote For 1

	TOTAL	VOTE %		Absentee	Early Voting	Election Day
REP Dawn Buckingham	55,530	73.88%		1,464	36,007	18,059
DEM Jay Kleberg	18,868	25.10%		1,341	11,887	5,640
GRN Alfred Molison, Jr.	735	0.98%		17	391	327
Write-In Totals	31	0.04%		3	18	10
Write-In: Uncertified	19	0.03%		0	13	6
Write-In: Carrie Evelyn Menger	12	0.02%		3	5	4
Not Assigned	0	0.00%		0	0	0
Total Votes Cast	75,164	100.00%		2,825	48,303	24,036
Overvotes	5			5	0	0
Undervotes	1,338			73	732	533

Commissioner of Agriculture

Vote For 1

	TOTAL	VOTE %		Absentee	Early Voting	Election Day
REP Sid Miller	56,306	75.06%		1,485	36,553	18,268
DEM Susan Hays	18,711	24.94%		1,323	11,666	5,722
Total Votes Cast	75,017	100.00%		2,808	48,219	23,990
Overvotes	4			4	0	0
Undervotes	1,486			91	816	579

Railroad Commissioner

Vote For 1

	TOTAL	VOTE %		Absentee	Early Voting	Election Day
REP Wayne Christian	55,543	73.98%		1,486	36,222	17,835
DEM Luke Warford	17,532	23.35%		1,314	11,053	5,165
LIB Jaime Andres Diez	1,553	2.07%		29	732	792
GRN Hunter Wayne Crow	452	0.60%		14	238	200
Total Votes Cast	75,080	100.00%		2,843	48,245	23,992
Overvotes	0			0	0	0
Undervotes	1,427			60	790	577

November 8, 2022

Smith County

Justice, Supreme Ct. Pl. 3

Vote For 1

	TOTAL	VOTE %		Absentee	Early Voting	Election Day
REP Debra Lehrmann	55,847	74.25%		1,494	36,349	18,004
DEM Erin A. Nowell	18,139	24.12%		1,319	11,351	5,469
LIB Thomas Edward Oxford	1,228	1.63%		18	599	611
Total Votes Cast	75,214	100.00%		2,831	48,299	24,084
Overvotes	1			1	0	0
Undervotes	1,292			71	736	485

Justice, Supreme Ct. Pl. 5

Vote For 1

	TOTAL	VOTE %		Absentee	Early Voting	Election Day
REP Rebeca Huddle	56,366	75.16%		1,487	36,597	18,282
DEM Amanda Reichel	18,628	24.84%		1,330	11,601	5,697
Total Votes Cast	74,994	100.00%		2,817	48,198	23,979
Overvotes	0			0	0	0
Undervotes	1,513			86	837	590

Justice, Supreme Ct. Pl. 9

Vote For 1

	TOTAL	VOTE %		Absentee	Early Voting	Election Day
REP Evan Young	56,123	74.95%		1,476	36,472	18,175
DEM Julia Maldonado	18,754	25.05%		1,325	11,651	5,778
Total Votes Cast	74,877	100.00%		2,801	48,123	23,953
Overvotes	0			0	0	0
Undervotes	1,630			102	912	616

Judge, Ct of Crim. Appeals, Pl 5

Vote For 1

	TOTAL	VOTE %		Absentee	Early Voting	Election Day
REP Scott Walker	56,125	75.01%		1,448	36,477	18,200
DEM Dana Huffman	18,702	24.99%		1,319	11,646	5,737
Total Votes Cast	74,827	100.00%		2,767	48,123	23,937
Overvotes	0			0	0	0
Undervotes	1,680			136	912	632

Judge, Ct of Crim. Appeals, Pl 6

Vote For 1

	TOTAL	VOTE %		Absentee	Early Voting	Election Day
REP Jesse F. McClure, III	56,197	75.26%		1,480	36,481	18,236
DEM Robert Johnson	18,475	24.74%		1,307	11,543	5,625
Total Votes Cast	74,672	100.00%		2,787	48,024	23,861
Overvotes	2			2	0	0
Undervotes	1,833			114	1,011	708

November 8, 2022

Smith County

State Representative, District 6

Vote For 1

	TOTAL	VOTE %		Absentee	Early Voting	Election Day
REP Matt Schaefer	43,841	73.29%		1,114	28,485	14,242
DEM Cody J. Grace	15,975	26.71%		1,090	10,010	4,875
Total Votes Cast	59,816	100.00%		2,204	38,495	19,117
Overvotes	0			0	0	0
Undervotes	1,145			188	570	387

Justice of the Peace, Pct. 3

Vote For 1

	TOTAL	VOTE %		Absentee	Early Voting	Election Day
REP James L. Meredith	16,006	80.30%		399	10,346	5,261
DEM Dustin G. Stephens	3,926	19.70%		230	2,389	1,307
Total Votes Cast	19,932	100.00%		629	12,735	6,568
Overvotes	0			0	0	0
Undervotes	420			79	195	146

Justice of the Peace, Pct. 4

Vote For 1

	TOTAL	VOTE %		Absentee	Early Voting	Election Day
REP Curtis Wulf	4,993	71.51%		109	2,747	2,137
DEM Randy Hawkins	1,989	28.49%		143	1,133	713
Total Votes Cast	6,982	100.00%		252	3,880	2,850
Overvotes	0			0	0	0
Undervotes	116			15	43	58

Smith Prop A

Vote For 1

	TOTAL	VOTE %		Absentee	Early Voting	Election Day
FOR	40,183	53.72%		1,560	26,841	11,782
AGAINST	34,611	46.28%		1,013	21,302	12,296
Total Votes Cast	74,794	100.00%		2,573	48,143	24,078
Overvotes	2			2	0	0
Undervotes	1,711			328	892	491

ESD2 5 District 5

Vote For 1

	TOTAL	VOTE %		Absentee	Early Voting	Election Day
Scotty Thornton	3,588	67.00%		55	2,235	1,298
Hunter Rath	1,767	33.00%		39	1,063	665
Total Votes Cast	5,355	100.00%		94	3,298	1,963
Overvotes	0			0	0	0
Undervotes	2,591			115	1,559	917

November 8, 2022

Smith County

COV 4 City of Overton

Vote For 1

	TOTAL	VOTE %		Absentee	Early Voting	Election Day
Richard Howell, Jr.	22	47.83%		0	10	12
A.G. "Tuck" Moon	24	52.17%		4	11	9
Total Votes Cast	46	100.00%		4	21	21
Overvotes	0			0	0	0
Undervotes	14			0	6	8

WHISD Prop A

Vote For 1

	TOTAL	VOTE %		Absentee	Early Voting	Election Day
FOR	4,732	45.84%		100	3,258	1,374
AGAINST	5,590	54.16%		103	3,875	1,612
Total Votes Cast	10,322	100.00%		203	7,133	2,986
Overvotes	0			0	0	0
Undervotes	330			39	207	84

WISD Prop A

Vote For 1

	TOTAL	VOTE %		Absentee	Early Voting	Election Day
FOR	1,083	50.89%		24	624	435
AGAINST	1,045	49.11%		25	621	399
Total Votes Cast	2,128	100.00%		49	1,245	834
Overvotes	0			0	0	0
Undervotes	50			12	20	18

WISD Prop B

Vote For 1

	TOTAL	VOTE %		Absentee	Early Voting	Election Day
FOR	886	41.75%		24	507	355
AGAINST	1,236	58.25%		25	735	476
Total Votes Cast	2,122	100.00%		49	1,242	831
Overvotes	0			0	0	0
Undervotes	56			12	23	21

WISD Prop C

Vote For 1

	TOTAL	VOTE %		Absentee	Early Voting	Election Day
FOR	844	39.96%		20	482	342
AGAINST	1,268	60.04%		28	752	488
Total Votes Cast	2,112	100.00%		48	1,234	830
Overvotes	0			0	0	0
Undervotes	66			13	31	22