

Precinct 0001

Statistics

	TOTAL	Absentee	Early Voting	Election Day
Registered Voters - Total	543			
Ballots Cast - Total	13	1	4	8
Ballots Cast - Blank	0	0	0	0
Voter Turnout - Total	2.39%			

STATE PROP 1

Vote For 1

	TOTAL	VOTE %	Absentee	Early Voting	Election Day
For	8	61.54%	0	1	7
Against	5	38.46%	1	3	1
Total Votes Cast	13	100.00%	1	4	8
Overvotes	0		0	0	0
Undervotes	0		0	0	0

STATE PROP 2

Vote For 1

	TOTAL	VOTE %	Absentee	Early Voting	Election Day
For	13	100.00%	1	4	8
Against	0	0.00%	0	0	0
Total Votes Cast	13	100.00%	1	4	8
Overvotes	0		0	0	0
Undervotes	0		0	0	0

STATE PROP 3

Vote For 1

	TOTAL	VOTE %	Absentee	Early Voting	Election Day
For	8	61.54%	0	2	6
Against	5	38.46%	1	2	2
Total Votes Cast	13	100.00%	1	4	8
Overvotes	0		0	0	0
Undervotes	0		0	0	0

STATE PROP 4




Vote For 1

	TOTAL	VOTE %	Absentee	Early Voting	Election Day
For	8	61.54%	0	2	6
Against	5	38.46%	1	2	2
Total Votes Cast	13	100.00%	1	4	8
Overvotes	0		0	0	0
Undervotes	0		0	0	0

Precinct 0001




STATE PROP 5

Vote For 1

	TOTAL	VOTE %		Absentee	Early Voting	Election Day
For	11	84.62%		1	4	6
Against	2	15.38%		0	0	2
Total Votes Cast	13	100.00%		1	4	8
Overvotes	0			0	0	0
Undervotes	0			0	0	0




STATE PROP 6

Vote For 1

	TOTAL	VOTE %		Absentee	Early Voting	Election Day
For	8	61.54%		0	1	7
Against	5	38.46%		1	3	1
Total Votes Cast	13	100.00%		1	4	8
Overvotes	0			0	0	0
Undervotes	0			0	0	0




STATE PROP 7

Vote For 1

	TOTAL	VOTE %		Absentee	Early Voting	Election Day
For	7	53.85%		0	1	6
Against	6	46.15%		1	3	2
Total Votes Cast	13	100.00%		1	4	8
Overvotes	0			0	0	0
Undervotes	0			0	0	0




STATE PROP 8

Vote For 1

	TOTAL	VOTE %		Absentee	Early Voting	Election Day
For	10	76.92%		1	4	5
Against	3	23.08%		0	0	3
Total Votes Cast	13	100.00%		1	4	8
Overvotes	0			0	0	0
Undervotes	0			0	0	0

STATE PROP 9

Vote For 1

	TOTAL	VOTE %		Absentee	Early Voting	Election Day
For	12	92.31%		1	4	7
Against	1	7.69%		0	0	1
Total Votes Cast	13	100.00%		1	4	8
Overvotes	0			0	0	0
Undervotes	0			0	0	0

Precinct 0001

STATE PROP 10

Vote For 1

	TOTAL	VOTE %		Absentee	Early Voting	Election Day
For	7	53.85%	<div style="width: 53.85%;"><div style="width: 53.85%;"></div></div>	0	1	6
Against	6	46.15%	<div style="width: 46.15%;"><div style="width: 46.15%;"></div></div>	1	3	2
Total Votes Cast	13	100.00%	<div style="width: 100.00%;"><div style="width: 100.00%;"></div></div>	1	4	8
Overvotes	0			0	0	0
Undervotes	0			0	0	0

STATE PROP 11

Vote For 1

	TOTAL	VOTE %		Absentee	Early Voting	Election Day
For	9	69.23%	<div style="width: 69.23%;"><div style="width: 69.23%;"></div></div>	1	4	4
Against	4	30.77%	<div style="width: 30.77%;"><div style="width: 30.77%;"></div></div>	0	0	4
Total Votes Cast	13	100.00%	<div style="width: 100.00%;"><div style="width: 100.00%;"></div></div>	1	4	8
Overvotes	0			0	0	0
Undervotes	0			0	0	0

STATE PROP 12

Vote For 1

	TOTAL	VOTE %		Absentee	Early Voting	Election Day
For	4	30.77%	<div style="width: 30.77%;"><div style="width: 30.77%;"></div></div>	0	1	3
Against	9	69.23%	<div style="width: 69.23%;"><div style="width: 69.23%;"></div></div>	1	3	5
Total Votes Cast	13	100.00%	<div style="width: 100.00%;"><div style="width: 100.00%;"></div></div>	1	4	8
Overvotes	0			0	0	0
Undervotes	0			0	0	0

STATE PROP 13

Vote For 1

	TOTAL	VOTE %		Absentee	Early Voting	Election Day
For	9	69.23%	<div style="width: 69.23%;"><div style="width: 69.23%;"></div></div>	1	4	4
Against	4	30.77%	<div style="width: 30.77%;"><div style="width: 30.77%;"></div></div>	0	0	4
Total Votes Cast	13	100.00%	<div style="width: 100.00%;"><div style="width: 100.00%;"></div></div>	1	4	8
Overvotes	0			0	0	0
Undervotes	0			0	0	0

STATE PROP 14

Vote For 1

	TOTAL	VOTE %		Absentee	Early Voting	Election Day
For	11	84.62%	<div style="width: 84.62%;"><div style="width: 84.62%;"></div></div>	1	4	6
Against	2	15.38%	<div style="width: 15.38%;"><div style="width: 15.38%;"></div></div>	0	0	2
Total Votes Cast	13	100.00%	<div style="width: 100.00%;"><div style="width: 100.00%;"></div></div>	1	4	8
Overvotes	0			0	0	0
Undervotes	0			0	0	0

Precinct 0002

Statistics	TOTAL	Absentee	Early Voting	Election Day
Registered Voters - Total	845			
Ballots Cast - Total	24	0	12	12
Ballots Cast - Blank	0	0	0	0
Voter Turnout - Total	2.84%			

STATE PROP 1

Vote For 1

	TOTAL	VOTE %	Absentee	Early Voting	Election Day
For	20	83.33%	0	9	11
Against	4	16.67%	0	3	1
Total Votes Cast	24	100.00%	0	12	12
Overvotes	0		0	0	0
Undervotes	0		0	0	0

STATE PROP 2

Vote For 1

	TOTAL	VOTE %	Absentee	Early Voting	Election Day
For	19	79.17%	0	9	10
Against	5	20.83%	0	3	2
Total Votes Cast	24	100.00%	0	12	12
Overvotes	0		0	0	0
Undervotes	0		0	0	0

STATE PROP 3

Vote For 1

	TOTAL	VOTE %	Absentee	Early Voting	Election Day
For	9	37.50%	0	4	5
Against	15	62.50%	0	8	7
Total Votes Cast	24	100.00%	0	12	12
Overvotes	0		0	0	0
Undervotes	0		0	0	0

STATE PROP 4

Vote For 1

	TOTAL	VOTE %	Absentee	Early Voting	Election Day
For	14	58.33%	0	5	9
Against	10	41.67%	0	7	3
Total Votes Cast	24	100.00%	0	12	12
Overvotes	0		0	0	0
Undervotes	0		0	0	0

Precinct 0002

STATE PROP 5

Vote For 1

	TOTAL	VOTE %		Absentee	Early Voting	Election Day
For	17	70.83%	<div style="width: 70.83%;"><div style="width: 70.83%;"></div></div>	0	7	10
Against	7	29.17%	<div style="width: 29.17%;"><div style="width: 29.17%;"></div></div>	0	5	2
Total Votes Cast	24	100.00%	<div style="width: 100%;"><div style="width: 100%;"></div></div>	0	12	12
Overvotes	0			0	0	0
Undervotes	0			0	0	0

STATE PROP 6

Vote For 1

	TOTAL	VOTE %		Absentee	Early Voting	Election Day
For	13	54.17%	<div style="width: 54.17%;"><div style="width: 54.17%;"></div></div>	0	5	8
Against	11	45.83%	<div style="width: 45.83%;"><div style="width: 45.83%;"></div></div>	0	7	4
Total Votes Cast	24	100.00%	<div style="width: 100%;"><div style="width: 100%;"></div></div>	0	12	12
Overvotes	0			0	0	0
Undervotes	0			0	0	0

STATE PROP 7

Vote For 1

	TOTAL	VOTE %		Absentee	Early Voting	Election Day
For	12	50.00%	<div style="width: 50.00%;"><div style="width: 50.00%;"></div></div>	0	4	8
Against	12	50.00%	<div style="width: 50.00%;"><div style="width: 50.00%;"></div></div>	0	8	4
Total Votes Cast	24	100.00%	<div style="width: 100%;"><div style="width: 100%;"></div></div>	0	12	12
Overvotes	0			0	0	0
Undervotes	0			0	0	0

STATE PROP 8

Vote For 1

	TOTAL	VOTE %		Absentee	Early Voting	Election Day
For	14	58.33%	<div style="width: 58.33%;"><div style="width: 58.33%;"></div></div>	0	6	8
Against	10	41.67%	<div style="width: 41.67%;"><div style="width: 41.67%;"></div></div>	0	6	4
Total Votes Cast	24	100.00%	<div style="width: 100%;"><div style="width: 100%;"></div></div>	0	12	12
Overvotes	0			0	0	0
Undervotes	0			0	0	0

STATE PROP 9

Vote For 1

	TOTAL	VOTE %		Absentee	Early Voting	Election Day
For	20	83.33%	<div style="width: 83.33%;"><div style="width: 83.33%;"></div></div>	0	9	11
Against	4	16.67%	<div style="width: 16.67%;"><div style="width: 16.67%;"></div></div>	0	3	1
Total Votes Cast	24	100.00%	<div style="width: 100%;"><div style="width: 100%;"></div></div>	0	12	12
Overvotes	0			0	0	0
Undervotes	0			0	0	0

Precinct 0002

STATE PROP 10

Vote For 1

	TOTAL	VOTE %		Absentee	Early Voting	Election Day
For	17	70.83%	<div style="width: 70.83%;"><div style="width: 70.83%;"></div></div>	0	8	9
Against	7	29.17%	<div style="width: 29.17%;"><div style="width: 29.17%;"></div></div>	0	4	3
Total Votes Cast	24	100.00%	<div style="width: 100%;"><div style="width: 100%;"></div></div>	0	12	12
Overvotes	0			0	0	0
Undervotes	0			0	0	0

STATE PROP 11

Vote For 1

	TOTAL	VOTE %		Absentee	Early Voting	Election Day
For	17	70.83%	<div style="width: 70.83%;"><div style="width: 70.83%;"></div></div>	0	6	11
Against	7	29.17%	<div style="width: 29.17%;"><div style="width: 29.17%;"></div></div>	0	6	1
Total Votes Cast	24	100.00%	<div style="width: 100%;"><div style="width: 100%;"></div></div>	0	12	12
Overvotes	0			0	0	0
Undervotes	0			0	0	0

STATE PROP 12

Vote For 1

	TOTAL	VOTE %		Absentee	Early Voting	Election Day
For	11	47.83%	<div style="width: 47.83%;"><div style="width: 47.83%;"></div></div>	0	5	6
Against	12	52.17%	<div style="width: 52.17%;"><div style="width: 52.17%;"></div></div>	0	6	6
Total Votes Cast	23	100.00%	<div style="width: 100%;"><div style="width: 100%;"></div></div>	0	11	12
Overvotes	0			0	0	0
Undervotes	1			0	1	0

STATE PROP 13

Vote For 1

	TOTAL	VOTE %		Absentee	Early Voting	Election Day
For	9	37.50%	<div style="width: 37.50%;"><div style="width: 37.50%;"></div></div>	0	6	3
Against	15	62.50%	<div style="width: 62.50%;"><div style="width: 62.50%;"></div></div>	0	6	9
Total Votes Cast	24	100.00%	<div style="width: 100%;"><div style="width: 100%;"></div></div>	0	12	12
Overvotes	0			0	0	0
Undervotes	0			0	0	0

STATE PROP 14

Vote For 1

	TOTAL	VOTE %		Absentee	Early Voting	Election Day
For	20	83.33%	<div style="width: 83.33%;"><div style="width: 83.33%;"></div></div>	0	8	12
Against	4	16.67%	<div style="width: 16.67%;"><div style="width: 16.67%;"></div></div>	0	4	0
Total Votes Cast	24	100.00%	<div style="width: 100%;"><div style="width: 100%;"></div></div>	0	12	12
Overvotes	0			0	0	0
Undervotes	0			0	0	0




Precinct 0003

Statistics

	TOTAL	Absentee	Early Voting	Election Day
Registered Voters - Total	2,539			
Ballots Cast - Total	406	7	178	221
Ballots Cast - Blank	0	0	0	0
Voter Turnout - Total	15.99%			




STATE PROP 1

Vote For 1

	TOTAL	VOTE %	Absentee	Early Voting	Election Day
For	302	75.31% 	5	128	169
Against	99	24.69% 	2	50	47
Total Votes Cast	401	100.00% 	7	178	216
Overvotes	0		0	0	0
Undervotes	5		0	0	5




STATE PROP 2

Vote For 1

	TOTAL	VOTE %	Absentee	Early Voting	Election Day
For	244	62.09% 	4	112	128
Against	149	37.91% 	3	64	82
Total Votes Cast	393	100.00% 	7	176	210
Overvotes	0		0	0	0
Undervotes	13		0	2	11




STATE PROP 3

Vote For 1

	TOTAL	VOTE %	Absentee	Early Voting	Election Day
For	275	69.97% 	5	123	147
Against	118	30.03% 	2	51	65
Total Votes Cast	393	100.00% 	7	174	212
Overvotes	0		0	0	0
Undervotes	13		0	4	9

STATE PROP 4

Vote For 1

	TOTAL	VOTE %	Absentee	Early Voting	Election Day
For	303	76.52% 	5	131	167
Against	93	23.48% 	2	45	46
Total Votes Cast	396	100.00% 	7	176	213
Overvotes	0		0	0	0
Undervotes	10		0	2	8

Precinct 0003

STATE PROP 5

Vote For 1

	TOTAL	VOTE %		Absentee	Early Voting	Election Day
For	230	57.93%		6	102	122
Against	167	42.07%		1	73	93
Total Votes Cast	397	100.00%		7	175	215
Overvotes	0			0	0	0
Undervotes	9			0	3	6

STATE PROP 6

Vote For 1

	TOTAL	VOTE %		Absentee	Early Voting	Election Day
For	288	73.28%		7	130	151
Against	105	26.72%		0	46	59
Total Votes Cast	393	100.00%		7	176	210
Overvotes	0			0	0	0
Undervotes	13			0	2	11

STATE PROP 7

Vote For 1

	TOTAL	VOTE %		Absentee	Early Voting	Election Day
For	256	64.48%		6	114	136
Against	141	35.52%		1	62	78
Total Votes Cast	397	100.00%		7	176	214
Overvotes	0			0	0	0
Undervotes	9			0	2	7

STATE PROP 8

Vote For 1

	TOTAL	VOTE %		Absentee	Early Voting	Election Day
For	248	62.47%		3	107	138
Against	149	37.53%		4	69	76
Total Votes Cast	397	100.00%		7	176	214
Overvotes	0			0	0	0
Undervotes	9			0	2	7

STATE PROP 9

Vote For 1

	TOTAL	VOTE %		Absentee	Early Voting	Election Day
For	314	78.11%		7	131	176
Against	88	21.89%		0	46	42
Total Votes Cast	402	100.00%		7	177	218
Overvotes	0			0	0	0
Undervotes	4			0	1	3

Precinct 0003

STATE PROP 10

Vote For 1

	TOTAL	VOTE %		Absentee	Early Voting	Election Day
For	190	48.35%	<div style="width: 48.35%;"><div style="width: 48.35%;"></div></div>	6	79	105
Against	203	51.65%	<div style="width: 51.65%;"><div style="width: 51.65%;"></div></div>	1	95	107
Total Votes Cast	393	100.00%	<div style="width: 100.00%;"><div style="width: 100.00%;"></div></div>	7	174	212
Overvotes	0			0	0	0
Undervotes	13			0	4	9

STATE PROP 11

Vote For 1

	TOTAL	VOTE %		Absentee	Early Voting	Election Day
For	226	59.32%	<div style="width: 59.32%;"><div style="width: 59.32%;"></div></div>	4	100	122
Against	155	40.68%	<div style="width: 40.68%;"><div style="width: 40.68%;"></div></div>	0	70	85
Total Votes Cast	381	100.00%	<div style="width: 100.00%;"><div style="width: 100.00%;"></div></div>	4	170	207
Overvotes	0			0	0	0
Undervotes	25			3	8	14

STATE PROP 12

Vote For 1

	TOTAL	VOTE %		Absentee	Early Voting	Election Day
For	170	46.58%	<div style="width: 46.58%;"><div style="width: 46.58%;"></div></div>	3	79	88
Against	195	53.42%	<div style="width: 53.42%;"><div style="width: 53.42%;"></div></div>	2	88	105
Total Votes Cast	365	100.00%	<div style="width: 100.00%;"><div style="width: 100.00%;"></div></div>	5	167	193
Overvotes	0			0	0	0
Undervotes	41			2	11	28

STATE PROP 13

Vote For 1

	TOTAL	VOTE %		Absentee	Early Voting	Election Day
For	143	36.29%	<div style="width: 36.29%;"><div style="width: 36.29%;"></div></div>	3	69	71
Against	251	63.71%	<div style="width: 63.71%;"><div style="width: 63.71%;"></div></div>	4	105	142
Total Votes Cast	394	100.00%	<div style="width: 100.00%;"><div style="width: 100.00%;"></div></div>	7	174	213
Overvotes	0			0	0	0
Undervotes	12			0	4	8

STATE PROP 14

Vote For 1

	TOTAL	VOTE %		Absentee	Early Voting	Election Day
For	298	75.25%	<div style="width: 75.25%;"><div style="width: 75.25%;"></div></div>	7	124	167
Against	98	24.75%	<div style="width: 24.75%;"><div style="width: 24.75%;"></div></div>	0	50	48
Total Votes Cast	396	100.00%	<div style="width: 100.00%;"><div style="width: 100.00%;"></div></div>	7	174	215
Overvotes	0			0	0	0
Undervotes	10			0	4	6




Precinct 0004

Statistics

	TOTAL	Absentee	Early Voting	Election Day
Registered Voters - Total	1,909			
Ballots Cast - Total	125	2	50	73
Ballots Cast - Blank	0	0	0	0
Voter Turnout - Total	6.55%			




STATE PROP 1

Vote For 1

	TOTAL	VOTE %	Absentee	Early Voting	Election Day
For	104	85.25% 	2	40	62
Against	18	14.75% 	0	10	8
Total Votes Cast	122	100.00% 	2	50	70
Overvotes	0		0	0	0
Undervotes	3		0	0	3




STATE PROP 2

Vote For 1

	TOTAL	VOTE %	Absentee	Early Voting	Election Day
For	79	64.23% 	2	33	44
Against	44	35.77% 	0	17	27
Total Votes Cast	123	100.00% 	2	50	71
Overvotes	0		0	0	0
Undervotes	2		0	0	2




STATE PROP 3

Vote For 1

	TOTAL	VOTE %	Absentee	Early Voting	Election Day
For	83	68.60% 	2	25	56
Against	38	31.40% 	0	25	13
Total Votes Cast	121	100.00% 	2	50	69
Overvotes	0		0	0	0
Undervotes	4		0	0	4

STATE PROP 4

Vote For 1

	TOTAL	VOTE %	Absentee	Early Voting	Election Day
For	92	74.19% 	2	35	55
Against	32	25.81% 	0	15	17
Total Votes Cast	124	100.00% 	2	50	72
Overvotes	0		0	0	0
Undervotes	1		0	0	1

Precinct 0004

STATE PROP 5

Vote For 1

	TOTAL	VOTE %		Absentee	Early Voting	Election Day
For	68	54.84%	<div style="width: 54.84%;"><div style="width: 54.84%;"></div></div>	2	28	38
Against	56	45.16%	<div style="width: 45.16%;"><div style="width: 45.16%;"></div></div>	0	21	35
Total Votes Cast	124	100.00%	<div style="width: 100.00%;"><div style="width: 100.00%;"></div></div>	2	49	73
Overvotes	0			0	0	0
Undervotes	1			0	1	0

STATE PROP 6

Vote For 1

	TOTAL	VOTE %		Absentee	Early Voting	Election Day
For	85	69.11%	<div style="width: 69.11%;"><div style="width: 69.11%;"></div></div>	2	32	51
Against	38	30.89%	<div style="width: 30.89%;"><div style="width: 30.89%;"></div></div>	0	17	21
Total Votes Cast	123	100.00%	<div style="width: 100.00%;"><div style="width: 100.00%;"></div></div>	2	49	72
Overvotes	0			0	0	0
Undervotes	2			0	1	1

STATE PROP 7

Vote For 1

	TOTAL	VOTE %		Absentee	Early Voting	Election Day
For	80	65.04%	<div style="width: 65.04%;"><div style="width: 65.04%;"></div></div>	2	31	47
Against	43	34.96%	<div style="width: 34.96%;"><div style="width: 34.96%;"></div></div>	0	18	25
Total Votes Cast	123	100.00%	<div style="width: 100.00%;"><div style="width: 100.00%;"></div></div>	2	49	72
Overvotes	0			0	0	0
Undervotes	2			0	1	1

STATE PROP 8

Vote For 1

	TOTAL	VOTE %		Absentee	Early Voting	Election Day
For	90	72.58%	<div style="width: 72.58%;"><div style="width: 72.58%;"></div></div>	2	38	50
Against	34	27.42%	<div style="width: 27.42%;"><div style="width: 27.42%;"></div></div>	0	12	22
Total Votes Cast	124	100.00%	<div style="width: 100.00%;"><div style="width: 100.00%;"></div></div>	2	50	72
Overvotes	0			0	0	0
Undervotes	1			0	0	1

STATE PROP 9

Vote For 1

	TOTAL	VOTE %		Absentee	Early Voting	Election Day
For	96	78.05%	<div style="width: 78.05%;"><div style="width: 78.05%;"></div></div>	2	38	56
Against	27	21.95%	<div style="width: 21.95%;"><div style="width: 21.95%;"></div></div>	0	11	16
Total Votes Cast	123	100.00%	<div style="width: 100.00%;"><div style="width: 100.00%;"></div></div>	2	49	72
Overvotes	0			0	0	0
Undervotes	2			0	1	1

Precinct 0004

STATE PROP 10

Vote For 1

	TOTAL	VOTE %		Absentee	Early Voting	Election Day
For	67	54.92%	<div style="width: 54.92%;"><div style="width: 54.92%;"></div></div>	2	27	38
Against	55	45.08%	<div style="width: 45.08%;"><div style="width: 45.08%;"></div></div>	0	22	33
Total Votes Cast	122	100.00%	<div style="width: 100.00%;"><div style="width: 100.00%;"></div></div>	2	49	71
Overvotes	0			0	0	0
Undervotes	3			0	1	2

STATE PROP 11

Vote For 1

	TOTAL	VOTE %		Absentee	Early Voting	Election Day
For	70	58.33%	<div style="width: 58.33%;"><div style="width: 58.33%;"></div></div>	2	32	36
Against	50	41.67%	<div style="width: 41.67%;"><div style="width: 41.67%;"></div></div>	0	16	34
Total Votes Cast	120	100.00%	<div style="width: 100.00%;"><div style="width: 100.00%;"></div></div>	2	48	70
Overvotes	0			0	0	0
Undervotes	5			0	2	3

STATE PROP 12

Vote For 1

	TOTAL	VOTE %		Absentee	Early Voting	Election Day
For	57	48.72%	<div style="width: 48.72%;"><div style="width: 48.72%;"></div></div>	2	16	39
Against	60	51.28%	<div style="width: 51.28%;"><div style="width: 51.28%;"></div></div>	0	32	28
Total Votes Cast	117	100.00%	<div style="width: 100.00%;"><div style="width: 100.00%;"></div></div>	2	48	67
Overvotes	0			0	0	0
Undervotes	8			0	2	6

STATE PROP 13

Vote For 1

	TOTAL	VOTE %		Absentee	Early Voting	Election Day
For	46	37.10%	<div style="width: 37.10%;"><div style="width: 37.10%;"></div></div>	2	18	26
Against	78	62.90%	<div style="width: 62.90%;"><div style="width: 62.90%;"></div></div>	0	32	46
Total Votes Cast	124	100.00%	<div style="width: 100.00%;"><div style="width: 100.00%;"></div></div>	2	50	72
Overvotes	0			0	0	0
Undervotes	1			0	0	1

STATE PROP 14

Vote For 1

	TOTAL	VOTE %		Absentee	Early Voting	Election Day
For	87	69.60%	<div style="width: 69.60%;"><div style="width: 69.60%;"></div></div>	2	35	50
Against	38	30.40%	<div style="width: 30.40%;"><div style="width: 30.40%;"></div></div>	0	15	23
Total Votes Cast	125	100.00%	<div style="width: 100.00%;"><div style="width: 100.00%;"></div></div>	2	50	73
Overvotes	0			0	0	0
Undervotes	0			0	0	0

Precinct 0005

Statistics	TOTAL	Absentee	Early Voting	Election Day
Registered Voters - Total	4,614			
Ballots Cast - Total	889	2	539	348
Ballots Cast - Blank	0	0	0	0
Voter Turnout - Total	19.27%			

STATE PROP 1

Vote For 1

	TOTAL	VOTE %	Absentee	Early Voting	Election Day
For	761	86.67%	2	470	289
Against	117	13.33%	0	61	56
Total Votes Cast	878	100.00%	2	531	345
Overvotes	0		0	0	0
Undervotes	11		0	8	3

STATE PROP 2

Vote For 1

	TOTAL	VOTE %	Absentee	Early Voting	Election Day
For	539	62.67%	2	334	203
Against	321	37.33%	0	189	132
Total Votes Cast	860	100.00%	2	523	335
Overvotes	0		0	0	0
Undervotes	29		0	16	13

STATE PROP 3

Vote For 1

	TOTAL	VOTE %	Absentee	Early Voting	Election Day
For	741	85.76%	1	460	280
Against	123	14.24%	1	61	61
Total Votes Cast	864	100.00%	2	521	341
Overvotes	0		0	0	0
Undervotes	25		0	18	7

STATE PROP 4

Vote For 1

	TOTAL	VOTE %	Absentee	Early Voting	Election Day
For	759	86.54%	1	467	291
Against	118	13.46%	1	64	53
Total Votes Cast	877	100.00%	2	531	344
Overvotes	0		0	0	0
Undervotes	12		0	8	4

Precinct 0005

STATE PROP 5

Vote For 1

	TOTAL	VOTE %		Absentee	Early Voting	Election Day
For	468	54.67%		2	300	166
Against	388	45.33%		0	223	165
Total Votes Cast	856	100.00%		2	523	331
Overvotes	0			0	0	0
Undervotes	33			0	16	17

STATE PROP 6

Vote For 1

	TOTAL	VOTE %		Absentee	Early Voting	Election Day
For	610	70.20%		2	382	226
Against	259	29.80%		0	145	114
Total Votes Cast	869	100.00%		2	527	340
Overvotes	0			0	0	0
Undervotes	20			0	12	8

STATE PROP 7

Vote For 1

	TOTAL	VOTE %		Absentee	Early Voting	Election Day
For	591	68.32%		1	372	218
Against	274	31.68%		1	153	120
Total Votes Cast	865	100.00%		2	525	338
Overvotes	0			0	0	0
Undervotes	24			0	14	10

STATE PROP 8

Vote For 1

	TOTAL	VOTE %		Absentee	Early Voting	Election Day
For	568	65.51%		2	360	206
Against	299	34.49%		0	167	132
Total Votes Cast	867	100.00%		2	527	338
Overvotes	0			0	0	0
Undervotes	22			0	12	10

STATE PROP 9

Vote For 1

	TOTAL	VOTE %		Absentee	Early Voting	Election Day
For	691	79.24%		2	436	253
Against	181	20.76%		0	93	88
Total Votes Cast	872	100.00%		2	529	341
Overvotes	0			0	0	0
Undervotes	17			0	10	7

Precinct 0005

STATE PROP 10

Vote For 1

	TOTAL	VOTE %		Absentee	Early Voting	Election Day
For	497	58.06%	<div style="width: 58.06%;"><div style="width: 58.06%;"></div></div>	1	313	183
Against	359	41.94%	<div style="width: 41.94%;"><div style="width: 41.94%;"></div></div>	1	208	150
Total Votes Cast	856	100.00%	<div style="width: 100.00%;"><div style="width: 100.00%;"></div></div>	2	521	333
Overvotes	0			0	0	0
Undervotes	33			0	18	15

STATE PROP 11

Vote For 1

	TOTAL	VOTE %		Absentee	Early Voting	Election Day
For	447	54.12%	<div style="width: 54.12%;"><div style="width: 54.12%;"></div></div>	2	280	165
Against	379	45.88%	<div style="width: 45.88%;"><div style="width: 45.88%;"></div></div>	0	219	160
Total Votes Cast	826	100.00%	<div style="width: 100.00%;"><div style="width: 100.00%;"></div></div>	2	499	325
Overvotes	0			0	0	0
Undervotes	63			0	40	23

STATE PROP 12

Vote For 1

	TOTAL	VOTE %		Absentee	Early Voting	Election Day
For	495	62.03%	<div style="width: 62.03%;"><div style="width: 62.03%;"></div></div>	1	307	187
Against	303	37.97%	<div style="width: 37.97%;"><div style="width: 37.97%;"></div></div>	1	178	124
Total Votes Cast	798	100.00%	<div style="width: 100.00%;"><div style="width: 100.00%;"></div></div>	2	485	311
Overvotes	0			0	0	0
Undervotes	91			0	54	37

STATE PROP 13

Vote For 1

	TOTAL	VOTE %		Absentee	Early Voting	Election Day
For	361	42.17%	<div style="width: 42.17%;"><div style="width: 42.17%;"></div></div>	1	225	135
Against	495	57.83%	<div style="width: 57.83%;"><div style="width: 57.83%;"></div></div>	1	297	197
Total Votes Cast	856	100.00%	<div style="width: 100.00%;"><div style="width: 100.00%;"></div></div>	2	522	332
Overvotes	0			0	0	0
Undervotes	33			0	17	16

STATE PROP 14




Vote For 1

	TOTAL	VOTE %		Absentee	Early Voting	Election Day
For	595	69.11%	<div style="width: 69.11%;"><div style="width: 69.11%;"></div></div>	2	360	233
Against	266	30.89%	<div style="width: 30.89%;"><div style="width: 30.89%;"></div></div>	0	161	105
Total Votes Cast	861	100.00%	<div style="width: 100.00%;"><div style="width: 100.00%;"></div></div>	2	521	338
Overvotes	0			0	0	0
Undervotes	28			0	18	10

Precinct 0005

Proposition A Lindale ISD

Vote For 1

	TOTAL	VOTE %		Absentee	Early Voting	Election Day
For	603	69.47%		2	366	235
Against	265	30.53%		0	164	101
Total Votes Cast	868	100.00%		2	530	336
Overvotes	0			0	0	0
Undervotes	20			0	9	11

Precinct 0006

Statistics	TOTAL	Absentee	Early Voting	Election Day
Registered Voters - Total	1,015			
Ballots Cast - Total	195	0	82	113
Ballots Cast - Blank	0	0	0	0
Voter Turnout - Total	19.21%			

STATE PROP 1

Vote For 1

	TOTAL	VOTE %	Absentee	Early Voting	Election Day
For	183	93.85%	0	75	108
Against	12	6.15%	0	7	5
Total Votes Cast	195	100.00%	0	82	113
Overvotes	0		0	0	0
Undervotes	0		0	0	0

STATE PROP 2

Vote For 1

	TOTAL	VOTE %	Absentee	Early Voting	Election Day
For	112	58.64%	0	44	68
Against	79	41.36%	0	37	42
Total Votes Cast	191	100.00%	0	81	110
Overvotes	0		0	0	0
Undervotes	4		0	1	3

STATE PROP 3

Vote For 1

	TOTAL	VOTE %	Absentee	Early Voting	Election Day
For	161	83.42%	0	74	87
Against	32	16.58%	0	6	26
Total Votes Cast	193	100.00%	0	80	113
Overvotes	0		0	0	0
Undervotes	2		0	2	0

STATE PROP 4

Vote For 1

	TOTAL	VOTE %	Absentee	Early Voting	Election Day
For	168	86.60%	0	71	97
Against	26	13.40%	0	10	16
Total Votes Cast	194	100.00%	0	81	113
Overvotes	0		0	0	0
Undervotes	1		0	1	0

Precinct 0006

STATE PROP 5

Vote For 1

	TOTAL	VOTE %		Absentee	Early Voting	Election Day
For	102	54.26%	<div style="width: 54.26%;"><div style="width: 54.26%;"></div></div>	0	39	63
Against	86	45.74%	<div style="width: 45.74%;"><div style="width: 45.74%;"></div></div>	0	40	46
Total Votes Cast	188	100.00%	<div style="width: 100.00%;"><div style="width: 100.00%;"></div></div>	0	79	109
Overvotes	0			0	0	0
Undervotes	7			0	3	4

STATE PROP 6

Vote For 1

	TOTAL	VOTE %		Absentee	Early Voting	Election Day
For	136	70.83%	<div style="width: 70.83%;"><div style="width: 70.83%;"></div></div>	0	51	85
Against	56	29.17%	<div style="width: 29.17%;"><div style="width: 29.17%;"></div></div>	0	29	27
Total Votes Cast	192	100.00%	<div style="width: 100.00%;"><div style="width: 100.00%;"></div></div>	0	80	112
Overvotes	0			0	0	0
Undervotes	3			0	2	1

STATE PROP 7

Vote For 1

	TOTAL	VOTE %		Absentee	Early Voting	Election Day
For	123	64.40%	<div style="width: 64.40%;"><div style="width: 64.40%;"></div></div>	0	48	75
Against	68	35.60%	<div style="width: 35.60%;"><div style="width: 35.60%;"></div></div>	0	31	37
Total Votes Cast	191	100.00%	<div style="width: 100.00%;"><div style="width: 100.00%;"></div></div>	0	79	112
Overvotes	0			0	0	0
Undervotes	4			0	3	1

STATE PROP 8

Vote For 1

	TOTAL	VOTE %		Absentee	Early Voting	Election Day
For	126	65.28%	<div style="width: 65.28%;"><div style="width: 65.28%;"></div></div>	0	46	80
Against	67	34.72%	<div style="width: 34.72%;"><div style="width: 34.72%;"></div></div>	0	35	32
Total Votes Cast	193	100.00%	<div style="width: 100.00%;"><div style="width: 100.00%;"></div></div>	0	81	112
Overvotes	0			0	0	0
Undervotes	2			0	1	1

STATE PROP 9

Vote For 1

	TOTAL	VOTE %		Absentee	Early Voting	Election Day
For	149	76.80%	<div style="width: 76.80%;"><div style="width: 76.80%;"></div></div>	0	61	88
Against	45	23.20%	<div style="width: 23.20%;"><div style="width: 23.20%;"></div></div>	0	21	24
Total Votes Cast	194	100.00%	<div style="width: 100.00%;"><div style="width: 100.00%;"></div></div>	0	82	112
Overvotes	0			0	0	0
Undervotes	1			0	0	1

Precinct 0006

STATE PROP 10

Vote For 1

	TOTAL	VOTE %		Absentee	Early Voting	Election Day
For	106	56.08%	<div style="width: 56.08%;"><div style="width: 56.08%;"></div></div>	0	43	63
Against	83	43.92%	<div style="width: 43.92%;"><div style="width: 43.92%;"></div></div>	0	36	47
Total Votes Cast	189	100.00%	<div style="width: 100%;"><div style="width: 100%;"></div></div>	0	79	110
Overvotes	0			0	0	0
Undervotes	6			0	3	3

STATE PROP 11

Vote For 1

	TOTAL	VOTE %		Absentee	Early Voting	Election Day
For	89	48.11%	<div style="width: 48.11%;"><div style="width: 48.11%;"></div></div>	0	31	58
Against	96	51.89%	<div style="width: 51.89%;"><div style="width: 51.89%;"></div></div>	0	46	50
Total Votes Cast	185	100.00%	<div style="width: 100%;"><div style="width: 100%;"></div></div>	0	77	108
Overvotes	0			0	0	0
Undervotes	10			0	5	5

STATE PROP 12

Vote For 1

	TOTAL	VOTE %		Absentee	Early Voting	Election Day
For	114	62.64%	<div style="width: 62.64%;"><div style="width: 62.64%;"></div></div>	0	46	68
Against	68	37.36%	<div style="width: 37.36%;"><div style="width: 37.36%;"></div></div>	0	29	39
Total Votes Cast	182	100.00%	<div style="width: 100%;"><div style="width: 100%;"></div></div>	0	75	107
Overvotes	0			0	0	0
Undervotes	13			0	7	6

STATE PROP 13

Vote For 1

	TOTAL	VOTE %		Absentee	Early Voting	Election Day
For	59	31.05%	<div style="width: 31.05%;"><div style="width: 31.05%;"></div></div>	0	16	43
Against	131	68.95%	<div style="width: 68.95%;"><div style="width: 68.95%;"></div></div>	0	62	69
Total Votes Cast	190	100.00%	<div style="width: 100%;"><div style="width: 100%;"></div></div>	0	78	112
Overvotes	0			0	0	0
Undervotes	5			0	4	1

STATE PROP 14




Vote For 1

	TOTAL	VOTE %		Absentee	Early Voting	Election Day
For	134	69.43%	<div style="width: 69.43%;"><div style="width: 69.43%;"></div></div>	0	49	85
Against	59	30.57%	<div style="width: 30.57%;"><div style="width: 30.57%;"></div></div>	0	32	27
Total Votes Cast	193	100.00%	<div style="width: 100%;"><div style="width: 100%;"></div></div>	0	81	112
Overvotes	0			0	0	0
Undervotes	2			0	1	1

Precinct 0006

Proposition A Lindale ISD

Vote For 1

	TOTAL	VOTE %		Absentee	Early Voting	Election Day
For	4	100.00%		0	2	2
Against	0	0.00%		0	0	0
Total Votes Cast	4	100.00%		0	2	2
Overvotes	0			0	0	0
Undervotes	0			0	0	0

Precinct 0007

Statistics	TOTAL	Absentee	Early Voting	Election Day
Registered Voters - Total	2,207			
Ballots Cast - Total	266	0	73	193
Ballots Cast - Blank	0	0	0	0
Voter Turnout - Total	12.05%			

STATE PROP 1

Vote For 1

	TOTAL	VOTE %	Absentee	Early Voting	Election Day
For	232	87.88%	0	67	165
Against	32	12.12%	0	6	26
Total Votes Cast	264	100.00%	0	73	191
Overvotes	0		0	0	0
Undervotes	2		0	0	2

STATE PROP 2

Vote For 1

	TOTAL	VOTE %	Absentee	Early Voting	Election Day
For	144	55.60%	0	46	98
Against	115	44.40%	0	26	89
Total Votes Cast	259	100.00%	0	72	187
Overvotes	0		0	0	0
Undervotes	7		0	1	6

STATE PROP 3

Vote For 1

	TOTAL	VOTE %	Absentee	Early Voting	Election Day
For	206	79.84%	0	60	146
Against	52	20.16%	0	12	40
Total Votes Cast	258	100.00%	0	72	186
Overvotes	0		0	0	0
Undervotes	8		0	1	7

STATE PROP 4

Vote For 1

	TOTAL	VOTE %	Absentee	Early Voting	Election Day
For	229	87.40%	0	66	163
Against	33	12.60%	0	6	27
Total Votes Cast	262	100.00%	0	72	190
Overvotes	0		0	0	0
Undervotes	4		0	1	3

Precinct 0007

STATE PROP 5

Vote For 1

	TOTAL	VOTE %		Absentee	Early Voting	Election Day
For	124	47.51%	<div style="width: 47.51%;"><div style="width: 47.51%;"></div></div>	0	38	86
Against	137	52.49%	<div style="width: 52.49%;"><div style="width: 52.49%;"></div></div>	0	35	102
Total Votes Cast	261	100.00%	<div style="width: 100.00%;"><div style="width: 100.00%;"></div></div>	0	73	188
Overvotes	0			0	0	0
Undervotes	5			0	0	5

STATE PROP 6

Vote For 1

	TOTAL	VOTE %		Absentee	Early Voting	Election Day
For	176	67.43%	<div style="width: 67.43%;"><div style="width: 67.43%;"></div></div>	0	54	122
Against	85	32.57%	<div style="width: 32.57%;"><div style="width: 32.57%;"></div></div>	0	18	67
Total Votes Cast	261	100.00%	<div style="width: 100.00%;"><div style="width: 100.00%;"></div></div>	0	72	189
Overvotes	0			0	0	0
Undervotes	5			0	1	4

STATE PROP 7

Vote For 1

	TOTAL	VOTE %		Absentee	Early Voting	Election Day
For	172	65.90%	<div style="width: 65.90%;"><div style="width: 65.90%;"></div></div>	0	50	122
Against	89	34.10%	<div style="width: 34.10%;"><div style="width: 34.10%;"></div></div>	0	22	67
Total Votes Cast	261	100.00%	<div style="width: 100.00%;"><div style="width: 100.00%;"></div></div>	0	72	189
Overvotes	0			0	0	0
Undervotes	5			0	1	4

STATE PROP 8

Vote For 1

	TOTAL	VOTE %		Absentee	Early Voting	Election Day
For	152	58.46%	<div style="width: 58.46%;"><div style="width: 58.46%;"></div></div>	0	47	105
Against	108	41.54%	<div style="width: 41.54%;"><div style="width: 41.54%;"></div></div>	0	25	83
Total Votes Cast	260	100.00%	<div style="width: 100.00%;"><div style="width: 100.00%;"></div></div>	0	72	188
Overvotes	0			0	0	0
Undervotes	6			0	1	5

STATE PROP 9

Vote For 1

	TOTAL	VOTE %		Absentee	Early Voting	Election Day
For	196	74.52%	<div style="width: 74.52%;"><div style="width: 74.52%;"></div></div>	0	59	137
Against	67	25.48%	<div style="width: 25.48%;"><div style="width: 25.48%;"></div></div>	0	13	54
Total Votes Cast	263	100.00%	<div style="width: 100.00%;"><div style="width: 100.00%;"></div></div>	0	72	191
Overvotes	0			0	0	0
Undervotes	3			0	1	2

Precinct 0007

STATE PROP 10

Vote For 1

	TOTAL	VOTE %		Absentee	Early Voting	Election Day
For	118	45.56%	<div style="width: 45.56%;"><div style="width: 45.56%;"></div></div>	0	32	86
Against	141	54.44%	<div style="width: 54.44%;"><div style="width: 54.44%;"></div></div>	0	39	102
Total Votes Cast	259	100.00%	<div style="width: 100.00%;"><div style="width: 100.00%;"></div></div>	0	71	188
Overvotes	0			0	0	0
Undervotes	7			0	2	5

STATE PROP 11

Vote For 1

	TOTAL	VOTE %		Absentee	Early Voting	Election Day
For	106	42.40%	<div style="width: 42.40%;"><div style="width: 42.40%;"></div></div>	0	41	65
Against	144	57.60%	<div style="width: 57.60%;"><div style="width: 57.60%;"></div></div>	0	30	114
Total Votes Cast	250	100.00%	<div style="width: 100.00%;"><div style="width: 100.00%;"></div></div>	0	71	179
Overvotes	0			0	0	0
Undervotes	16			0	2	14

STATE PROP 12

Vote For 1

	TOTAL	VOTE %		Absentee	Early Voting	Election Day
For	111	45.68%	<div style="width: 45.68%;"><div style="width: 45.68%;"></div></div>	0	33	78
Against	132	54.32%	<div style="width: 54.32%;"><div style="width: 54.32%;"></div></div>	0	37	95
Total Votes Cast	243	100.00%	<div style="width: 100.00%;"><div style="width: 100.00%;"></div></div>	0	70	173
Overvotes	0			0	0	0
Undervotes	23			0	3	20

STATE PROP 13

Vote For 1

	TOTAL	VOTE %		Absentee	Early Voting	Election Day
For	87	33.59%	<div style="width: 33.59%;"><div style="width: 33.59%;"></div></div>	0	26	61
Against	172	66.41%	<div style="width: 66.41%;"><div style="width: 66.41%;"></div></div>	0	47	125
Total Votes Cast	259	100.00%	<div style="width: 100.00%;"><div style="width: 100.00%;"></div></div>	0	73	186
Overvotes	0			0	0	0
Undervotes	7			0	0	7

STATE PROP 14

Vote For 1

	TOTAL	VOTE %		Absentee	Early Voting	Election Day
For	170	65.38%	<div style="width: 65.38%;"><div style="width: 65.38%;"></div></div>	0	52	118
Against	90	34.62%	<div style="width: 34.62%;"><div style="width: 34.62%;"></div></div>	0	20	70
Total Votes Cast	260	100.00%	<div style="width: 100.00%;"><div style="width: 100.00%;"></div></div>	0	72	188
Overvotes	0			0	0	0
Undervotes	6			0	1	5

Precinct 0008

Statistics	TOTAL	Absentee	Early Voting	Election Day
Registered Voters - Total	1,610			
Ballots Cast - Total	283	1	70	212
Ballots Cast - Blank	0	0	0	0
Voter Turnout - Total	17.58%			

STATE PROP 1

Vote For 1

	TOTAL	VOTE %	Absentee	Early Voting	Election Day
For	242	86.43%	1	61	180
Against	38	13.57%	0	8	30
Total Votes Cast	280	100.00%	1	69	210
Overvotes	0		0	0	0
Undervotes	3		0	1	2

STATE PROP 2

Vote For 1

	TOTAL	VOTE %	Absentee	Early Voting	Election Day
For	158	58.30%	0	34	124
Against	113	41.70%	1	33	79
Total Votes Cast	271	100.00%	1	67	203
Overvotes	0		0	0	0
Undervotes	12		0	3	9

STATE PROP 3

Vote For 1

	TOTAL	VOTE %	Absentee	Early Voting	Election Day
For	226	81.59%	1	65	160
Against	51	18.41%	0	4	47
Total Votes Cast	277	100.00%	1	69	207
Overvotes	0		0	0	0
Undervotes	6		0	1	5

STATE PROP 4

Vote For 1

	TOTAL	VOTE %	Absentee	Early Voting	Election Day
For	233	84.12%	1	64	168
Against	44	15.88%	0	6	38
Total Votes Cast	277	100.00%	1	70	206
Overvotes	0		0	0	0
Undervotes	6		0	0	6

Precinct 0008

STATE PROP 5

Vote For 1

	TOTAL	VOTE %		Absentee	Early Voting	Election Day
For	134	49.63%		0	32	102
Against	136	50.37%		1	37	98
Total Votes Cast	270	100.00%		1	69	200
Overvotes	0			0	0	0
Undervotes	13			0	1	12

STATE PROP 6

Vote For 1

	TOTAL	VOTE %		Absentee	Early Voting	Election Day
For	191	69.45%		0	51	140
Against	84	30.55%		1	18	65
Total Votes Cast	275	100.00%		1	69	205
Overvotes	0			0	0	0
Undervotes	8			0	1	7

STATE PROP 7

Vote For 1

	TOTAL	VOTE %		Absentee	Early Voting	Election Day
For	190	68.84%		1	52	137
Against	86	31.16%		0	18	68
Total Votes Cast	276	100.00%		1	70	205
Overvotes	0			0	0	0
Undervotes	7			0	0	7

STATE PROP 8

Vote For 1

	TOTAL	VOTE %		Absentee	Early Voting	Election Day
For	190	68.59%		0	47	143
Against	87	31.41%		1	23	63
Total Votes Cast	277	100.00%		1	70	206
Overvotes	0			0	0	0
Undervotes	6			0	0	6

STATE PROP 9

Vote For 1

	TOTAL	VOTE %		Absentee	Early Voting	Election Day
For	207	74.46%		0	48	159
Against	71	25.54%		1	22	48
Total Votes Cast	278	100.00%		1	70	207
Overvotes	0			0	0	0
Undervotes	5			0	0	5

Precinct 0008

STATE PROP 10

Vote For 1

	TOTAL	VOTE %		Absentee	Early Voting	Election Day
For	118	44.19%		1	30	87
Against	149	55.81%		0	38	111
Total Votes Cast	267	100.00%		1	68	198
Overvotes	0			0	0	0
Undervotes	16			0	2	14

STATE PROP 11

Vote For 1

	TOTAL	VOTE %		Absentee	Early Voting	Election Day
For	124	47.69%		0	36	88
Against	136	52.31%		1	32	103
Total Votes Cast	260	100.00%		1	68	191
Overvotes	0			0	0	0
Undervotes	23			0	2	21

STATE PROP 12

Vote For 1

	TOTAL	VOTE %		Absentee	Early Voting	Election Day
For	134	52.55%		1	36	97
Against	121	47.45%		0	30	91
Total Votes Cast	255	100.00%		1	66	188
Overvotes	0			0	0	0
Undervotes	28			0	4	24

STATE PROP 13

Vote For 1

	TOTAL	VOTE %		Absentee	Early Voting	Election Day
For	91	33.33%		0	20	71
Against	182	66.67%		1	49	132
Total Votes Cast	273	100.00%		1	69	203
Overvotes	0			0	0	0
Undervotes	10			0	1	9

STATE PROP 14

Vote For 1

	TOTAL	VOTE %		Absentee	Early Voting	Election Day
For	197	72.16%		1	55	141
Against	76	27.84%		0	15	61
Total Votes Cast	273	100.00%		1	70	202
Overvotes	0			0	0	0
Undervotes	10			0	0	10

Precinct 0009

Statistics

	TOTAL	Absentee	Early Voting	Election Day
Registered Voters - Total	349			
Ballots Cast - Total	25	0	10	15
Ballots Cast - Blank	0	0	0	0
Voter Turnout - Total	7.16%			

STATE PROP 1

Vote For 1

	TOTAL	VOTE %		Absentee	Early Voting	Election Day
For	15	65.22%		0	7	8
Against	8	34.78%		0	2	6
Total Votes Cast	23	100.00%		0	9	14
Overvotes	0			0	0	0
Undervotes	2			0	1	1

STATE PROP 2

Vote For 1

	TOTAL	VOTE %		Absentee	Early Voting	Election Day
For	17	73.91%		0	7	10
Against	6	26.09%		0	2	4
Total Votes Cast	23	100.00%		0	9	14
Overvotes	0			0	0	0
Undervotes	2			0	1	1

STATE PROP 3

Vote For 1

	TOTAL	VOTE %		Absentee	Early Voting	Election Day
For	11	47.83%		0	6	5
Against	12	52.17%		0	3	9
Total Votes Cast	23	100.00%		0	9	14
Overvotes	0			0	0	0
Undervotes	2			0	1	1

STATE PROP 4

Vote For 1

	TOTAL	VOTE %		Absentee	Early Voting	Election Day
For	16	69.57%		0	7	9
Against	7	30.43%		0	2	5
Total Votes Cast	23	100.00%		0	9	14
Overvotes	0			0	0	0
Undervotes	2			0	1	1

Precinct 0009

STATE PROP 5

Vote For 1

	TOTAL	VOTE %		Absentee	Early Voting	Election Day
For	17	68.00%		0	6	11
Against	8	32.00%		0	4	4
Total Votes Cast	25	100.00%		0	10	15
Overvotes	0			0	0	0
Undervotes	0			0	0	0

STATE PROP 6

Vote For 1

	TOTAL	VOTE %		Absentee	Early Voting	Election Day
For	19	76.00%		0	9	10
Against	6	24.00%		0	1	5
Total Votes Cast	25	100.00%		0	10	15
Overvotes	0			0	0	0
Undervotes	0			0	0	0

STATE PROP 7

Vote For 1

	TOTAL	VOTE %		Absentee	Early Voting	Election Day
For	16	64.00%		0	8	8
Against	9	36.00%		0	2	7
Total Votes Cast	25	100.00%		0	10	15
Overvotes	0			0	0	0
Undervotes	0			0	0	0

STATE PROP 8

Vote For 1

	TOTAL	VOTE %		Absentee	Early Voting	Election Day
For	16	64.00%		0	7	9
Against	9	36.00%		0	3	6
Total Votes Cast	25	100.00%		0	10	15
Overvotes	0			0	0	0
Undervotes	0			0	0	0

STATE PROP 9

Vote For 1

	TOTAL	VOTE %		Absentee	Early Voting	Election Day
For	22	88.00%		0	8	14
Against	3	12.00%		0	2	1
Total Votes Cast	25	100.00%		0	10	15
Overvotes	0			0	0	0
Undervotes	0			0	0	0

Precinct 0009

STATE PROP 10

Vote For 1

	TOTAL	VOTE %		Absentee	Early Voting	Election Day
For	15	60.00%	<div style="width: 60%;"><div style="width: 60%;"></div></div>	0	7	8
Against	10	40.00%	<div style="width: 40%;"><div style="width: 40%;"></div></div>	0	3	7
Total Votes Cast	25	100.00%	<div style="width: 100%;"><div style="width: 100%;"></div></div>	0	10	15
Overvotes	0			0	0	0
Undervotes	0			0	0	0

STATE PROP 11

Vote For 1

	TOTAL	VOTE %		Absentee	Early Voting	Election Day
For	18	72.00%	<div style="width: 72%;"><div style="width: 72%;"></div></div>	0	8	10
Against	7	28.00%	<div style="width: 28%;"><div style="width: 28%;"></div></div>	0	2	5
Total Votes Cast	25	100.00%	<div style="width: 100%;"><div style="width: 100%;"></div></div>	0	10	15
Overvotes	0			0	0	0
Undervotes	0			0	0	0

STATE PROP 12

Vote For 1

	TOTAL	VOTE %		Absentee	Early Voting	Election Day
For	10	40.00%	<div style="width: 40%;"><div style="width: 40%;"></div></div>	0	5	5
Against	15	60.00%	<div style="width: 60%;"><div style="width: 60%;"></div></div>	0	5	10
Total Votes Cast	25	100.00%	<div style="width: 100%;"><div style="width: 100%;"></div></div>	0	10	15
Overvotes	0			0	0	0
Undervotes	0			0	0	0

STATE PROP 13

Vote For 1

	TOTAL	VOTE %		Absentee	Early Voting	Election Day
For	7	28.00%	<div style="width: 28%;"><div style="width: 28%;"></div></div>	0	3	4
Against	18	72.00%	<div style="width: 72%;"><div style="width: 72%;"></div></div>	0	7	11
Total Votes Cast	25	100.00%	<div style="width: 100%;"><div style="width: 100%;"></div></div>	0	10	15
Overvotes	0			0	0	0
Undervotes	0			0	0	0

STATE PROP 14

Vote For 1




	TOTAL	VOTE %		Absentee	Early Voting	Election Day
For	18	72.00%	<div style="width: 72%;"><div style="width: 72%;"></div></div>	0	8	10
Against	7	28.00%	<div style="width: 28%;"><div style="width: 28%;"></div></div>	0	2	5
Total Votes Cast	25	100.00%	<div style="width: 100%;"><div style="width: 100%;"></div></div>	0	10	15
Overvotes	0			0	0	0
Undervotes	0			0	0	0

Precinct 0010

Statistics	TOTAL	Absentee	Early Voting	Election Day
Registered Voters - Total	3,118			
Ballots Cast - Total	365	11	101	253
Ballots Cast - Blank	0	0	0	0
Voter Turnout - Total	11.71%			




STATE PROP 1

Vote For 1

	TOTAL	VOTE %	Absentee	Early Voting	Election Day
For	291	80.39% 	10	76	205
Against	71	19.61% 	1	23	47
Total Votes Cast	362	100.00% 	11	99	252
Overvotes	0		0	0	0
Undervotes	3		0	2	1




STATE PROP 2

Vote For 1

	TOTAL	VOTE %	Absentee	Early Voting	Election Day
For	257	71.99% 	9	71	177
Against	100	28.01% 	2	27	71
Total Votes Cast	357	100.00% 	11	98	248
Overvotes	0		0	0	0
Undervotes	8		0	3	5




STATE PROP 3

Vote For 1

	TOTAL	VOTE %	Absentee	Early Voting	Election Day
For	226	63.31% 	7	46	173
Against	131	36.69% 	4	51	76
Total Votes Cast	357	100.00% 	11	97	249
Overvotes	0		0	0	0
Undervotes	8		0	4	4

STATE PROP 4

Vote For 1

	TOTAL	VOTE %	Absentee	Early Voting	Election Day
For	255	71.23% 	7	67	181
Against	103	28.77% 	4	31	68
Total Votes Cast	358	100.00% 	11	98	249
Overvotes	0		0	0	0
Undervotes	7		0	3	4

Precinct 0010

STATE PROP 5

Vote For 1

	TOTAL	VOTE %		Absentee	Early Voting	Election Day
For	238	66.30%		8	61	169
Against	121	33.70%		3	38	80
Total Votes Cast	359	100.00%		11	99	249
Overvotes	0			0	0	0
Undervotes	6			0	2	4

STATE PROP 6

Vote For 1

	TOTAL	VOTE %		Absentee	Early Voting	Election Day
For	255	72.03%		8	70	177
Against	99	27.97%		3	27	69
Total Votes Cast	354	100.00%		11	97	246
Overvotes	0			0	0	0
Undervotes	11			0	4	7

STATE PROP 7

Vote For 1

	TOTAL	VOTE %		Absentee	Early Voting	Election Day
For	248	69.47%		9	65	174
Against	109	30.53%		2	35	72
Total Votes Cast	357	100.00%		11	100	246
Overvotes	0			0	0	0
Undervotes	8			0	1	7

STATE PROP 8

Vote For 1

	TOTAL	VOTE %		Absentee	Early Voting	Election Day
For	282	78.55%		9	78	195
Against	77	21.45%		2	22	53
Total Votes Cast	359	100.00%		11	100	248
Overvotes	0			0	0	0
Undervotes	6			0	1	5

STATE PROP 9

Vote For 1

	TOTAL	VOTE %		Absentee	Early Voting	Election Day
For	302	83.89%		11	87	204
Against	58	16.11%		0	12	46
Total Votes Cast	360	100.00%		11	99	250
Overvotes	0			0	0	0
Undervotes	5			0	2	3

Precinct 0010

STATE PROP 10

Vote For 1

	TOTAL	VOTE %		Absentee	Early Voting	Election Day
For	190	53.52%	<div style="width: 53.52%;"><div style="width: 53.52%;"></div></div>	8	49	133
Against	165	46.48%	<div style="width: 46.48%;"><div style="width: 46.48%;"></div></div>	3	50	112
Total Votes Cast	355	100.00%	<div style="width: 100.00%;"><div style="width: 100.00%;"></div></div>	11	99	245
Overvotes	0			0	0	0
Undervotes	10			0	2	8

STATE PROP 11

Vote For 1

	TOTAL	VOTE %		Absentee	Early Voting	Election Day
For	216	61.89%	<div style="width: 61.89%;"><div style="width: 61.89%;"></div></div>	7	58	151
Against	133	38.11%	<div style="width: 38.11%;"><div style="width: 38.11%;"></div></div>	4	38	91
Total Votes Cast	349	100.00%	<div style="width: 100.00%;"><div style="width: 100.00%;"></div></div>	11	96	242
Overvotes	0			0	0	0
Undervotes	16			0	5	11

STATE PROP 12

Vote For 1

	TOTAL	VOTE %		Absentee	Early Voting	Election Day
For	159	46.90%	<div style="width: 46.90%;"><div style="width: 46.90%;"></div></div>	4	39	116
Against	180	53.10%	<div style="width: 53.10%;"><div style="width: 53.10%;"></div></div>	7	57	116
Total Votes Cast	339	100.00%	<div style="width: 100.00%;"><div style="width: 100.00%;"></div></div>	11	96	232
Overvotes	0			0	0	0
Undervotes	26			0	5	21

STATE PROP 13

Vote For 1

	TOTAL	VOTE %		Absentee	Early Voting	Election Day
For	132	36.77%	<div style="width: 36.77%;"><div style="width: 36.77%;"></div></div>	5	39	88
Against	227	63.23%	<div style="width: 63.23%;"><div style="width: 63.23%;"></div></div>	6	62	159
Total Votes Cast	359	100.00%	<div style="width: 100.00%;"><div style="width: 100.00%;"></div></div>	11	101	247
Overvotes	0			0	0	0
Undervotes	6			0	0	6

STATE PROP 14

Vote For 1

	TOTAL	VOTE %		Absentee	Early Voting	Election Day
For	264	73.95%	<div style="width: 73.95%;"><div style="width: 73.95%;"></div></div>	8	73	183
Against	93	26.05%	<div style="width: 26.05%;"><div style="width: 26.05%;"></div></div>	3	27	63
Total Votes Cast	357	100.00%	<div style="width: 100.00%;"><div style="width: 100.00%;"></div></div>	11	100	246
Overvotes	0			0	0	0
Undervotes	8			0	1	7




Precinct 0011

Statistics

	TOTAL	Absentee	Early Voting	Election Day
Registered Voters - Total	2,109			
Ballots Cast - Total	112	3	51	58
Ballots Cast - Blank	0	0	0	0
Voter Turnout - Total	5.31%			




STATE PROP 1

Vote For 1

	TOTAL	VOTE %		Absentee	Early Voting	Election Day
For	84	75.68%		3	39	42
Against	27	24.32%		0	12	15
Total Votes Cast	111	100.00%		3	51	57
Overvotes	0			0	0	0
Undervotes	1			0	0	1




STATE PROP 2

Vote For 1

	TOTAL	VOTE %		Absentee	Early Voting	Election Day
For	78	71.56%		1	40	37
Against	31	28.44%		2	10	19
Total Votes Cast	109	100.00%		3	50	56
Overvotes	0			0	0	0
Undervotes	3			0	1	2




STATE PROP 3

Vote For 1

	TOTAL	VOTE %		Absentee	Early Voting	Election Day
For	56	51.38%		1	29	26
Against	53	48.62%		2	20	31
Total Votes Cast	109	100.00%		3	49	57
Overvotes	0			0	0	0
Undervotes	3			0	2	1

STATE PROP 4

Vote For 1

	TOTAL	VOTE %		Absentee	Early Voting	Election Day
For	63	58.88%		0	31	32
Against	44	41.12%		2	18	24
Total Votes Cast	107	100.00%		2	49	56
Overvotes	0			0	0	0
Undervotes	5			1	2	2

Precinct 0011

STATE PROP 5

Vote For 1

	TOTAL	VOTE %		Absentee	Early Voting	Election Day
For	73	66.97%	<div style="width: 66.97%;"><div style="width: 66.97%;"></div></div>	1	35	37
Against	36	33.03%	<div style="width: 33.03%;"><div style="width: 33.03%;"></div></div>	2	14	20
Total Votes Cast	109	100.00%	<div style="width: 100.00%;"><div style="width: 100.00%;"></div></div>	3	49	57
Overvotes	0			0	0	0
Undervotes	3			0	2	1

STATE PROP 6

Vote For 1

	TOTAL	VOTE %		Absentee	Early Voting	Election Day
For	73	66.97%	<div style="width: 66.97%;"><div style="width: 66.97%;"></div></div>	2	38	33
Against	36	33.03%	<div style="width: 33.03%;"><div style="width: 33.03%;"></div></div>	1	11	24
Total Votes Cast	109	100.00%	<div style="width: 100.00%;"><div style="width: 100.00%;"></div></div>	3	49	57
Overvotes	0			0	0	0
Undervotes	3			0	2	1

STATE PROP 7

Vote For 1

	TOTAL	VOTE %		Absentee	Early Voting	Election Day
For	68	62.39%	<div style="width: 62.39%;"><div style="width: 62.39%;"></div></div>	2	36	30
Against	41	37.61%	<div style="width: 37.61%;"><div style="width: 37.61%;"></div></div>	1	13	27
Total Votes Cast	109	100.00%	<div style="width: 100.00%;"><div style="width: 100.00%;"></div></div>	3	49	57
Overvotes	0			0	0	0
Undervotes	3			0	2	1

STATE PROP 8

Vote For 1

	TOTAL	VOTE %		Absentee	Early Voting	Election Day
For	78	72.22%	<div style="width: 72.22%;"><div style="width: 72.22%;"></div></div>	1	39	38
Against	30	27.78%	<div style="width: 27.78%;"><div style="width: 27.78%;"></div></div>	2	9	19
Total Votes Cast	108	100.00%	<div style="width: 100.00%;"><div style="width: 100.00%;"></div></div>	3	48	57
Overvotes	0			0	0	0
Undervotes	4			0	3	1

STATE PROP 9

Vote For 1

	TOTAL	VOTE %		Absentee	Early Voting	Election Day
For	97	88.18%	<div style="width: 88.18%;"><div style="width: 88.18%;"></div></div>	2	47	48
Against	13	11.82%	<div style="width: 11.82%;"><div style="width: 11.82%;"></div></div>	1	3	9
Total Votes Cast	110	100.00%	<div style="width: 100.00%;"><div style="width: 100.00%;"></div></div>	3	50	57
Overvotes	0			0	0	0
Undervotes	2			0	1	1

Precinct 0011

STATE PROP 10

Vote For 1

	TOTAL	VOTE %		Absentee	Early Voting	Election Day
For	55	50.46%	<div style="width: 50.46%;"><div style="width: 50.46%;"></div></div>	2	31	22
Against	54	49.54%	<div style="width: 49.54%;"><div style="width: 49.54%;"></div></div>	1	18	35
Total Votes Cast	109	100.00%	<div style="width: 100.00%;"><div style="width: 100.00%;"></div></div>	3	49	57
Overvotes	0			0	0	0
Undervotes	3			0	2	1

STATE PROP 11

Vote For 1

	TOTAL	VOTE %		Absentee	Early Voting	Election Day
For	70	64.22%	<div style="width: 64.22%;"><div style="width: 64.22%;"></div></div>	1	34	35
Against	39	35.78%	<div style="width: 35.78%;"><div style="width: 35.78%;"></div></div>	2	16	21
Total Votes Cast	109	100.00%	<div style="width: 100.00%;"><div style="width: 100.00%;"></div></div>	3	50	56
Overvotes	0			0	0	0
Undervotes	3			0	1	2

STATE PROP 12

Vote For 1

	TOTAL	VOTE %		Absentee	Early Voting	Election Day
For	35	33.02%	<div style="width: 33.02%;"><div style="width: 33.02%;"></div></div>	1	17	17
Against	71	66.98%	<div style="width: 66.98%;"><div style="width: 66.98%;"></div></div>	2	31	38
Total Votes Cast	106	100.00%	<div style="width: 100.00%;"><div style="width: 100.00%;"></div></div>	3	48	55
Overvotes	0			0	0	0
Undervotes	6			0	3	3

STATE PROP 13

Vote For 1

	TOTAL	VOTE %		Absentee	Early Voting	Election Day
For	44	40.74%	<div style="width: 40.74%;"><div style="width: 40.74%;"></div></div>	0	29	15
Against	64	59.26%	<div style="width: 59.26%;"><div style="width: 59.26%;"></div></div>	3	21	40
Total Votes Cast	108	100.00%	<div style="width: 100.00%;"><div style="width: 100.00%;"></div></div>	3	50	55
Overvotes	0			0	0	0
Undervotes	4			0	1	3

STATE PROP 14

Vote For 1

	TOTAL	VOTE %		Absentee	Early Voting	Election Day
For	78	72.22%	<div style="width: 72.22%;"><div style="width: 72.22%;"></div></div>	1	36	41
Against	30	27.78%	<div style="width: 27.78%;"><div style="width: 27.78%;"></div></div>	2	13	15
Total Votes Cast	108	100.00%	<div style="width: 100.00%;"><div style="width: 100.00%;"></div></div>	3	49	56
Overvotes	0			0	0	0
Undervotes	4			0	2	2

Precinct 0012

Statistics

	TOTAL	Absentee	Early Voting	Election Day
Registered Voters - Total	1,652			
Ballots Cast - Total	124	2	65	57
Ballots Cast - Blank	0	0	0	0
Voter Turnout - Total	7.51%			

STATE PROP 1

Vote For 1

	TOTAL	VOTE %	Absentee	Early Voting	Election Day
For	81	65.85%	2	37	42
Against	42	34.15%	0	27	15
Total Votes Cast	123	100.00%	2	64	57
Overvotes	0		0	0	0
Undervotes	1		0	1	0

STATE PROP 2

Vote For 1

	TOTAL	VOTE %	Absentee	Early Voting	Election Day
For	96	78.05%	1	52	43
Against	27	21.95%	1	13	13
Total Votes Cast	123	100.00%	2	65	56
Overvotes	0		0	0	0
Undervotes	1		0	0	1

STATE PROP 3

Vote For 1

	TOTAL	VOTE %	Absentee	Early Voting	Election Day
For	50	40.98%	0	19	31
Against	72	59.02%	2	45	25
Total Votes Cast	122	100.00%	2	64	56
Overvotes	0		0	0	0
Undervotes	2		0	1	1

STATE PROP 4

Vote For 1

	TOTAL	VOTE %	Absentee	Early Voting	Election Day
For	68	55.28%	1	33	34
Against	55	44.72%	1	32	22
Total Votes Cast	123	100.00%	2	65	56
Overvotes	0		0	0	0
Undervotes	1		0	0	1

Precinct 0012

STATE PROP 5

Vote For 1

	TOTAL	VOTE %		Absentee	Early Voting	Election Day
For	89	72.36%	<div style="width: 72.36%;"><div style="width: 72.36%;"></div></div>	1	49	39
Against	34	27.64%	<div style="width: 27.64%;"><div style="width: 27.64%;"></div></div>	1	15	18
Total Votes Cast	123	100.00%	<div style="width: 100.00%;"><div style="width: 100.00%;"></div></div>	2	64	57
Overvotes	0			0	0	0
Undervotes	1			0	1	0

STATE PROP 6

Vote For 1

	TOTAL	VOTE %		Absentee	Early Voting	Election Day
For	80	64.52%	<div style="width: 64.52%;"><div style="width: 64.52%;"></div></div>	2	38	40
Against	44	35.48%	<div style="width: 35.48%;"><div style="width: 35.48%;"></div></div>	0	27	17
Total Votes Cast	124	100.00%	<div style="width: 100.00%;"><div style="width: 100.00%;"></div></div>	2	65	57
Overvotes	0			0	0	0
Undervotes	0			0	0	0

STATE PROP 7

Vote For 1

	TOTAL	VOTE %		Absentee	Early Voting	Election Day
For	60	48.39%	<div style="width: 48.39%;"><div style="width: 48.39%;"></div></div>	1	28	31
Against	64	51.61%	<div style="width: 51.61%;"><div style="width: 51.61%;"></div></div>	1	37	26
Total Votes Cast	124	100.00%	<div style="width: 100.00%;"><div style="width: 100.00%;"></div></div>	2	65	57
Overvotes	0			0	0	0
Undervotes	0			0	0	0

STATE PROP 8

Vote For 1

	TOTAL	VOTE %		Absentee	Early Voting	Election Day
For	97	78.86%	<div style="width: 78.86%;"><div style="width: 78.86%;"></div></div>	2	53	42
Against	26	21.14%	<div style="width: 21.14%;"><div style="width: 21.14%;"></div></div>	0	12	14
Total Votes Cast	123	100.00%	<div style="width: 100.00%;"><div style="width: 100.00%;"></div></div>	2	65	56
Overvotes	0			0	0	0
Undervotes	1			0	0	1

STATE PROP 9

Vote For 1

	TOTAL	VOTE %		Absentee	Early Voting	Election Day
For	114	92.68%	<div style="width: 92.68%;"><div style="width: 92.68%;"></div></div>	2	61	51
Against	9	7.32%	<div style="width: 7.32%;"><div style="width: 7.32%;"></div></div>	0	3	6
Total Votes Cast	123	100.00%	<div style="width: 100.00%;"><div style="width: 100.00%;"></div></div>	2	64	57
Overvotes	0			0	0	0
Undervotes	1			0	1	0

Precinct 0012

STATE PROP 10

Vote For 1

	TOTAL	VOTE %		Absentee	Early Voting	Election Day
For	63	50.81%	<div style="width: 50.81%;"><div style="width: 50.81%;"></div></div>	1	30	32
Against	61	49.19%	<div style="width: 49.19%;"><div style="width: 49.19%;"></div></div>	1	35	25
Total Votes Cast	124	100.00%	<div style="width: 100.00%;"><div style="width: 100.00%;"></div></div>	2	65	57
Overvotes	0			0	0	0
Undervotes	0			0	0	0

STATE PROP 11

Vote For 1

	TOTAL	VOTE %		Absentee	Early Voting	Election Day
For	83	69.17%	<div style="width: 69.17%;"><div style="width: 69.17%;"></div></div>	2	41	40
Against	37	30.83%	<div style="width: 30.83%;"><div style="width: 30.83%;"></div></div>	0	21	16
Total Votes Cast	120	100.00%	<div style="width: 100.00%;"><div style="width: 100.00%;"></div></div>	2	62	56
Overvotes	0			0	0	0
Undervotes	4			0	3	1

STATE PROP 12

Vote For 1

	TOTAL	VOTE %		Absentee	Early Voting	Election Day
For	48	40.34%	<div style="width: 40.34%;"><div style="width: 40.34%;"></div></div>	0	26	22
Against	71	59.66%	<div style="width: 59.66%;"><div style="width: 59.66%;"></div></div>	2	35	34
Total Votes Cast	119	100.00%	<div style="width: 100.00%;"><div style="width: 100.00%;"></div></div>	2	61	56
Overvotes	0			0	0	0
Undervotes	5			0	4	1

STATE PROP 13

Vote For 1

	TOTAL	VOTE %		Absentee	Early Voting	Election Day
For	48	39.02%	<div style="width: 39.02%;"><div style="width: 39.02%;"></div></div>	0	27	21
Against	75	60.98%	<div style="width: 60.98%;"><div style="width: 60.98%;"></div></div>	2	37	36
Total Votes Cast	123	100.00%	<div style="width: 100.00%;"><div style="width: 100.00%;"></div></div>	2	64	57
Overvotes	0			0	0	0
Undervotes	1			0	1	0

STATE PROP 14

Vote For 1

	TOTAL	VOTE %		Absentee	Early Voting	Election Day
For	101	83.47%	<div style="width: 83.47%;"><div style="width: 83.47%;"></div></div>	1	54	46
Against	20	16.53%	<div style="width: 16.53%;"><div style="width: 16.53%;"></div></div>	1	8	11
Total Votes Cast	121	100.00%	<div style="width: 100.00%;"><div style="width: 100.00%;"></div></div>	2	62	57
Overvotes	0			0	0	0
Undervotes	3			0	3	0

Precinct 0013

Statistics

	TOTAL	Absentee	Early Voting	Election Day
Registered Voters - Total	1,545			
Ballots Cast - Total	152	9	86	57
Ballots Cast - Blank	0	0	0	0
Voter Turnout - Total	9.84%			

STATE PROP 1

Vote For 1

	TOTAL	VOTE %		Absentee	Early Voting	Election Day
For	106	71.62%		6	62	38
Against	42	28.38%		3	21	18
Total Votes Cast	148	100.00%		9	83	56
Overvotes	0			0	0	0
Undervotes	4			0	3	1

STATE PROP 2

Vote For 1

	TOTAL	VOTE %		Absentee	Early Voting	Election Day
For	122	81.88%		9	64	49
Against	27	18.12%		0	20	7
Total Votes Cast	149	100.00%		9	84	56
Overvotes	0			0	0	0
Undervotes	3			0	2	1

STATE PROP 3

Vote For 1

	TOTAL	VOTE %		Absentee	Early Voting	Election Day
For	55	37.42%		2	32	21
Against	92	62.58%		7	52	33
Total Votes Cast	147	100.00%		9	84	54
Overvotes	0			0	0	0
Undervotes	5			0	2	3

STATE PROP 4

Vote For 1

	TOTAL	VOTE %		Absentee	Early Voting	Election Day
For	83	54.97%		6	47	30
Against	68	45.03%		3	38	27
Total Votes Cast	151	100.00%		9	85	57
Overvotes	0			0	0	0
Undervotes	1			0	1	0

Precinct 0013

STATE PROP 5

Vote For 1

	TOTAL	VOTE %		Absentee	Early Voting	Election Day
For	117	80.14%		8	63	46
Against	29	19.86%		1	18	10
Total Votes Cast	146	100.00%		9	81	56
Overvotes	0			0	0	0
Undervotes	6			0	5	1

STATE PROP 6

Vote For 1

	TOTAL	VOTE %		Absentee	Early Voting	Election Day
For	104	70.27%		6	56	42
Against	44	29.73%		2	28	14
Total Votes Cast	148	100.00%		8	84	56
Overvotes	0			0	0	0
Undervotes	4			1	2	1

STATE PROP 7

Vote For 1

	TOTAL	VOTE %		Absentee	Early Voting	Election Day
For	71	48.30%		3	40	28
Against	76	51.70%		6	42	28
Total Votes Cast	147	100.00%		9	82	56
Overvotes	0			0	0	0
Undervotes	5			0	4	1

STATE PROP 8

Vote For 1

	TOTAL	VOTE %		Absentee	Early Voting	Election Day
For	118	80.82%		5	64	49
Against	28	19.18%		4	17	7
Total Votes Cast	146	100.00%		9	81	56
Overvotes	0			0	0	0
Undervotes	6			0	5	1

STATE PROP 9

Vote For 1

	TOTAL	VOTE %		Absentee	Early Voting	Election Day
For	140	93.33%		8	77	55
Against	10	6.67%		1	8	1
Total Votes Cast	150	100.00%		9	85	56
Overvotes	0			0	0	0
Undervotes	2			0	1	1

Precinct 0013

STATE PROP 10

Vote For 1

	TOTAL	VOTE %		Absentee	Early Voting	Election Day
For	73	50.34%	<div style="width: 50.34%;"><div style="width: 50.34%;"></div></div>	1	41	31
Against	72	49.66%	<div style="width: 49.66%;"><div style="width: 49.66%;"></div></div>	8	41	23
Total Votes Cast	145	100.00%	<div style="width: 100.00%;"><div style="width: 100.00%;"></div></div>	9	82	54
Overvotes	0			0	0	0
Undervotes	7			0	4	3

STATE PROP 11

Vote For 1

	TOTAL	VOTE %		Absentee	Early Voting	Election Day
For	99	67.81%	<div style="width: 67.81%;"><div style="width: 67.81%;"></div></div>	4	54	41
Against	47	32.19%	<div style="width: 32.19%;"><div style="width: 32.19%;"></div></div>	5	29	13
Total Votes Cast	146	100.00%	<div style="width: 100.00%;"><div style="width: 100.00%;"></div></div>	9	83	54
Overvotes	0			0	0	0
Undervotes	6			0	3	3

STATE PROP 12

Vote For 1

	TOTAL	VOTE %		Absentee	Early Voting	Election Day
For	44	30.99%	<div style="width: 30.99%;"><div style="width: 30.99%;"></div></div>	1	25	18
Against	98	69.01%	<div style="width: 69.01%;"><div style="width: 69.01%;"></div></div>	7	56	35
Total Votes Cast	142	100.00%	<div style="width: 100.00%;"><div style="width: 100.00%;"></div></div>	8	81	53
Overvotes	0			0	0	0
Undervotes	10			1	5	4

STATE PROP 13

Vote For 1

	TOTAL	VOTE %		Absentee	Early Voting	Election Day
For	59	39.60%	<div style="width: 39.60%;"><div style="width: 39.60%;"></div></div>	0	36	23
Against	90	60.40%	<div style="width: 60.40%;"><div style="width: 60.40%;"></div></div>	9	48	33
Total Votes Cast	149	100.00%	<div style="width: 100.00%;"><div style="width: 100.00%;"></div></div>	9	84	56
Overvotes	0			0	0	0
Undervotes	3			0	2	1

STATE PROP 14

Vote For 1

	TOTAL	VOTE %		Absentee	Early Voting	Election Day
For	116	78.38%	<div style="width: 78.38%;"><div style="width: 78.38%;"></div></div>	5	62	49
Against	32	21.62%	<div style="width: 21.62%;"><div style="width: 21.62%;"></div></div>	4	21	7
Total Votes Cast	148	100.00%	<div style="width: 100.00%;"><div style="width: 100.00%;"></div></div>	9	83	56
Overvotes	0			0	0	0
Undervotes	4			0	3	1




Precinct 0014

Statistics

	TOTAL	Absentee	Early Voting	Election Day
Registered Voters - Total	1,990			
Ballots Cast - Total	291	0	145	146
Ballots Cast - Blank	0	0	0	0
Voter Turnout - Total	14.62%			




STATE PROP 1

Vote For 1

	TOTAL	VOTE %		Absentee	Early Voting	Election Day
For	222	76.82%		0	117	105
Against	67	23.18%		0	28	39
Total Votes Cast	289	100.00%		0	145	144
Overvotes	0			0	0	0
Undervotes	2			0	0	2




STATE PROP 2

Vote For 1

	TOTAL	VOTE %		Absentee	Early Voting	Election Day
For	174	60.63%		0	97	77
Against	113	39.37%		0	46	67
Total Votes Cast	287	100.00%		0	143	144
Overvotes	0			0	0	0
Undervotes	4			0	2	2




STATE PROP 3

Vote For 1

	TOTAL	VOTE %		Absentee	Early Voting	Election Day
For	217	75.87%		0	105	112
Against	69	24.13%		0	38	31
Total Votes Cast	286	100.00%		0	143	143
Overvotes	0			0	0	0
Undervotes	5			0	2	3

STATE PROP 4

Vote For 1

	TOTAL	VOTE %		Absentee	Early Voting	Election Day
For	244	84.72%		0	124	120
Against	44	15.28%		0	20	24
Total Votes Cast	288	100.00%		0	144	144
Overvotes	0			0	0	0
Undervotes	3			0	1	2

Precinct 0014

STATE PROP 5

Vote For 1

	TOTAL	VOTE %		Absentee	Early Voting	Election Day
For	163	57.39%	<div style="width: 57.39%;"><div style="width: 57.39%;"></div></div>	0	95	68
Against	121	42.61%	<div style="width: 42.61%;"><div style="width: 42.61%;"></div></div>	0	49	72
Total Votes Cast	284	100.00%	<div style="width: 100.00%;"><div style="width: 100.00%;"></div></div>	0	144	140
Overvotes	0			0	0	0
Undervotes	7			0	1	6

STATE PROP 6

Vote For 1

	TOTAL	VOTE %		Absentee	Early Voting	Election Day
For	180	62.72%	<div style="width: 62.72%;"><div style="width: 62.72%;"></div></div>	0	96	84
Against	107	37.28%	<div style="width: 37.28%;"><div style="width: 37.28%;"></div></div>	0	47	60
Total Votes Cast	287	100.00%	<div style="width: 100.00%;"><div style="width: 100.00%;"></div></div>	0	143	144
Overvotes	0			0	0	0
Undervotes	4			0	2	2

STATE PROP 7

Vote For 1

	TOTAL	VOTE %		Absentee	Early Voting	Election Day
For	169	59.51%	<div style="width: 59.51%;"><div style="width: 59.51%;"></div></div>	0	93	76
Against	115	40.49%	<div style="width: 40.49%;"><div style="width: 40.49%;"></div></div>	0	47	68
Total Votes Cast	284	100.00%	<div style="width: 100.00%;"><div style="width: 100.00%;"></div></div>	0	140	144
Overvotes	0			0	0	0
Undervotes	7			0	5	2

STATE PROP 8

Vote For 1

	TOTAL	VOTE %		Absentee	Early Voting	Election Day
For	165	58.93%	<div style="width: 58.93%;"><div style="width: 58.93%;"></div></div>	0	90	75
Against	115	41.07%	<div style="width: 41.07%;"><div style="width: 41.07%;"></div></div>	0	49	66
Total Votes Cast	280	100.00%	<div style="width: 100.00%;"><div style="width: 100.00%;"></div></div>	0	139	141
Overvotes	0			0	0	0
Undervotes	11			0	6	5

STATE PROP 9

Vote For 1

	TOTAL	VOTE %		Absentee	Early Voting	Election Day
For	219	76.84%	<div style="width: 76.84%;"><div style="width: 76.84%;"></div></div>	0	111	108
Against	66	23.16%	<div style="width: 23.16%;"><div style="width: 23.16%;"></div></div>	0	33	33
Total Votes Cast	285	100.00%	<div style="width: 100.00%;"><div style="width: 100.00%;"></div></div>	0	144	141
Overvotes	0			0	0	0
Undervotes	6			0	1	5

Precinct 0014

STATE PROP 10

Vote For 1

	TOTAL	VOTE %		Absentee	Early Voting	Election Day
For	137	48.93%	<div style="width: 48.93%;"><div style="width: 48.93%;"></div></div>	0	84	53
Against	143	51.07%	<div style="width: 51.07%;"><div style="width: 51.07%;"></div></div>	0	58	85
Total Votes Cast	280	100.00%	<div style="width: 100.00%;"><div style="width: 100.00%;"></div></div>	0	142	138
Overvotes	0			0	0	0
Undervotes	11			0	3	8

STATE PROP 11

Vote For 1

	TOTAL	VOTE %		Absentee	Early Voting	Election Day
For	143	53.56%	<div style="width: 53.56%;"><div style="width: 53.56%;"></div></div>	0	73	70
Against	124	46.44%	<div style="width: 46.44%;"><div style="width: 46.44%;"></div></div>	0	59	65
Total Votes Cast	267	100.00%	<div style="width: 100.00%;"><div style="width: 100.00%;"></div></div>	0	132	135
Overvotes	0			0	0	0
Undervotes	24			0	13	11

STATE PROP 12

Vote For 1

	TOTAL	VOTE %		Absentee	Early Voting	Election Day
For	143	54.79%	<div style="width: 54.79%;"><div style="width: 54.79%;"></div></div>	0	71	72
Against	118	45.21%	<div style="width: 45.21%;"><div style="width: 45.21%;"></div></div>	0	56	62
Total Votes Cast	261	100.00%	<div style="width: 100.00%;"><div style="width: 100.00%;"></div></div>	0	127	134
Overvotes	0			0	0	0
Undervotes	30			0	18	12

STATE PROP 13

Vote For 1

	TOTAL	VOTE %		Absentee	Early Voting	Election Day
For	98	35.25%	<div style="width: 35.25%;"><div style="width: 35.25%;"></div></div>	0	53	45
Against	180	64.75%	<div style="width: 64.75%;"><div style="width: 64.75%;"></div></div>	0	84	96
Total Votes Cast	278	100.00%	<div style="width: 100.00%;"><div style="width: 100.00%;"></div></div>	0	137	141
Overvotes	0			0	0	0
Undervotes	13			0	8	5

STATE PROP 14




Vote For 1

	TOTAL	VOTE %		Absentee	Early Voting	Election Day
For	186	66.67%	<div style="width: 66.67%;"><div style="width: 66.67%;"></div></div>	0	103	83
Against	93	33.33%	<div style="width: 33.33%;"><div style="width: 33.33%;"></div></div>	0	36	57
Total Votes Cast	279	100.00%	<div style="width: 100.00%;"><div style="width: 100.00%;"></div></div>	0	139	140
Overvotes	0			0	0	0
Undervotes	12			0	6	6

Precinct 0014

Proposition A Lindale ISD

Vote For 1




	TOTAL	VOTE %		Absentee	Early Voting	Election Day
For	126	62.69%		0	69	57
Against	75	37.31%		0	32	43
Total Votes Cast	201	100.00%		0	101	100
Overvotes	0			0	0	0
Undervotes	6			0	3	3

Precinct 0015

Statistics	TOTAL	Absentee	Early Voting	Election Day
Registered Voters - Total	3,634			
Ballots Cast - Total	1,081	4	463	614
Ballots Cast - Blank	1	0	0	1
Voter Turnout - Total	29.75%			




STATE PROP 1

Vote For 1

	TOTAL	VOTE %	Absentee	Early Voting	Election Day
For	935	87.88% 	3	411	521
Against	129	12.12% 	1	47	81
Total Votes Cast	1,064	100.00% 	4	458	602
Overvotes	0		0	0	0
Undervotes	17		0	5	12




STATE PROP 2

Vote For 1

	TOTAL	VOTE %	Absentee	Early Voting	Election Day
For	681	65.86% 	3	310	368
Against	353	34.14% 	1	140	212
Total Votes Cast	1,034	100.00% 	4	450	580
Overvotes	0		0	0	0
Undervotes	47		0	13	34




STATE PROP 3

Vote For 1

	TOTAL	VOTE %	Absentee	Early Voting	Election Day
For	876	84.97% 	3	392	481
Against	155	15.03% 	1	56	98
Total Votes Cast	1,031	100.00% 	4	448	579
Overvotes	0		0	0	0
Undervotes	50		0	15	35

STATE PROP 4

Vote For 1

	TOTAL	VOTE %	Absentee	Early Voting	Election Day
For	924	87.58% 	4	412	508
Against	131	12.42% 	0	41	90
Total Votes Cast	1,055	100.00% 	4	453	598
Overvotes	0		0	0	0
Undervotes	26		0	10	16

Precinct 0015

STATE PROP 5

Vote For 1

	TOTAL	VOTE %		Absentee	Early Voting	Election Day
For	636	60.63%	<div style="width: 60.63%;"><div style="width: 60.63%;"></div></div>	3	312	321
Against	413	39.37%	<div style="width: 39.37%;"><div style="width: 39.37%;"></div></div>	1	140	272
Total Votes Cast	1,049	100.00%	<div style="width: 100.00%;"><div style="width: 100.00%;"></div></div>	4	452	593
Overvotes	0			0	0	0
Undervotes	32			0	11	21

STATE PROP 6

Vote For 1

	TOTAL	VOTE %		Absentee	Early Voting	Election Day
For	798	76.66%	<div style="width: 76.66%;"><div style="width: 76.66%;"></div></div>	3	368	427
Against	243	23.34%	<div style="width: 23.34%;"><div style="width: 23.34%;"></div></div>	1	83	159
Total Votes Cast	1,041	100.00%	<div style="width: 100.00%;"><div style="width: 100.00%;"></div></div>	4	451	586
Overvotes	0			0	0	0
Undervotes	40			0	12	28

STATE PROP 7

Vote For 1

	TOTAL	VOTE %		Absentee	Early Voting	Election Day
For	755	72.74%	<div style="width: 72.74%;"><div style="width: 72.74%;"></div></div>	3	341	411
Against	283	27.26%	<div style="width: 27.26%;"><div style="width: 27.26%;"></div></div>	1	108	174
Total Votes Cast	1,038	100.00%	<div style="width: 100.00%;"><div style="width: 100.00%;"></div></div>	4	449	585
Overvotes	0			0	0	0
Undervotes	43			0	14	29

STATE PROP 8

Vote For 1

	TOTAL	VOTE %		Absentee	Early Voting	Election Day
For	729	70.37%	<div style="width: 70.37%;"><div style="width: 70.37%;"></div></div>	3	344	382
Against	307	29.63%	<div style="width: 29.63%;"><div style="width: 29.63%;"></div></div>	1	108	198
Total Votes Cast	1,036	100.00%	<div style="width: 100.00%;"><div style="width: 100.00%;"></div></div>	4	452	580
Overvotes	0			0	0	0
Undervotes	45			0	11	34

STATE PROP 9

Vote For 1

	TOTAL	VOTE %		Absentee	Early Voting	Election Day
For	908	85.58%	<div style="width: 85.58%;"><div style="width: 85.58%;"></div></div>	3	421	484
Against	153	14.42%	<div style="width: 14.42%;"><div style="width: 14.42%;"></div></div>	1	40	112
Total Votes Cast	1,061	100.00%	<div style="width: 100.00%;"><div style="width: 100.00%;"></div></div>	4	461	596
Overvotes	0			0	0	0
Undervotes	20			0	2	18

Precinct 0015

STATE PROP 10

Vote For 1

	TOTAL	VOTE %		Absentee	Early Voting	Election Day
For	639	62.10%	<div style="width: 62.10%;"><div style="width: 62.10%;"></div></div>	3	290	346
Against	390	37.90%	<div style="width: 37.90%;"><div style="width: 37.90%;"></div></div>	1	158	231
Total Votes Cast	1,029	100.00%	<div style="width: 100.00%;"><div style="width: 100.00%;"></div></div>	4	448	577
Overvotes	0			0	0	0
Undervotes	52			0	15	37

STATE PROP 11

Vote For 1

	TOTAL	VOTE %		Absentee	Early Voting	Election Day
For	612	61.45%	<div style="width: 61.45%;"><div style="width: 61.45%;"></div></div>	3	307	302
Against	384	38.55%	<div style="width: 38.55%;"><div style="width: 38.55%;"></div></div>	1	125	258
Total Votes Cast	996	100.00%	<div style="width: 100.00%;"><div style="width: 100.00%;"></div></div>	4	432	560
Overvotes	0			0	0	0
Undervotes	85			0	31	54

STATE PROP 12

Vote For 1

	TOTAL	VOTE %		Absentee	Early Voting	Election Day
For	608	63.73%	<div style="width: 63.73%;"><div style="width: 63.73%;"></div></div>	3	290	315
Against	346	36.27%	<div style="width: 36.27%;"><div style="width: 36.27%;"></div></div>	1	127	218
Total Votes Cast	954	100.00%	<div style="width: 100.00%;"><div style="width: 100.00%;"></div></div>	4	417	533
Overvotes	0			0	0	0
Undervotes	127			0	46	81

STATE PROP 13

Vote For 1

	TOTAL	VOTE %		Absentee	Early Voting	Election Day
For	472	45.87%	<div style="width: 45.87%;"><div style="width: 45.87%;"></div></div>	1	229	242
Against	557	54.13%	<div style="width: 54.13%;"><div style="width: 54.13%;"></div></div>	3	217	337
Total Votes Cast	1,029	100.00%	<div style="width: 100.00%;"><div style="width: 100.00%;"></div></div>	4	446	579
Overvotes	0			0	0	0
Undervotes	52			0	17	35

STATE PROP 14

Vote For 1

	TOTAL	VOTE %		Absentee	Early Voting	Election Day
For	789	75.50%	<div style="width: 75.50%;"><div style="width: 75.50%;"></div></div>	3	373	413
Against	256	24.50%	<div style="width: 24.50%;"><div style="width: 24.50%;"></div></div>	1	78	177
Total Votes Cast	1,045	100.00%	<div style="width: 100.00%;"><div style="width: 100.00%;"></div></div>	4	451	590
Overvotes	0			0	0	0
Undervotes	36			0	12	24

Precinct 0015

Proposition A Lindale ISD

Vote For 1

	TOTAL	VOTE %		Absentee	Early Voting	Election Day
For	799	76.68%		2	372	425
Against	243	23.32%		2	77	164
Total Votes Cast	1,042	100.00%		4	449	589
Overvotes	0			0	0	0
Undervotes	39			0	14	25

Precinct 0016

Statistics

	TOTAL	Absentee	Early Voting	Election Day
Registered Voters - Total	1,296			
Ballots Cast - Total	115	5	49	61
Ballots Cast - Blank	0	0	0	0
Voter Turnout - Total	8.87%			

STATE PROP 1

Vote For 1

	TOTAL	VOTE %		Absentee	Early Voting	Election Day
For	81	71.68%		5	37	39
Against	32	28.32%		0	12	20
Total Votes Cast	113	100.00%		5	49	59
Overvotes	0			0	0	0
Undervotes	2			0	0	2

STATE PROP 2

Vote For 1

	TOTAL	VOTE %		Absentee	Early Voting	Election Day
For	87	77.68%		4	37	46
Against	25	22.32%		1	11	13
Total Votes Cast	112	100.00%		5	48	59
Overvotes	0			0	0	0
Undervotes	3			0	1	2

STATE PROP 3

Vote For 1

	TOTAL	VOTE %		Absentee	Early Voting	Election Day
For	50	44.64%		3	21	26
Against	62	55.36%		2	27	33
Total Votes Cast	112	100.00%		5	48	59
Overvotes	0			0	0	0
Undervotes	3			0	1	2

STATE PROP 4

Vote For 1

	TOTAL	VOTE %		Absentee	Early Voting	Election Day
For	76	66.67%		5	33	38
Against	38	33.33%		0	16	22
Total Votes Cast	114	100.00%		5	49	60
Overvotes	0			0	0	0
Undervotes	1			0	0	1

Precinct 0016

STATE PROP 5

Vote For 1

	TOTAL	VOTE %		Absentee	Early Voting	Election Day
For	87	76.32%	<div style="width: 76.32%;"><div style="width: 76.32%;"></div></div>	5	39	43
Against	27	23.68%	<div style="width: 23.68%;"><div style="width: 23.68%;"></div></div>	0	10	17
Total Votes Cast	114	100.00%	<div style="width: 100.00%;"><div style="width: 100.00%;"></div></div>	5	49	60
Overvotes	0			0	0	0
Undervotes	1			0	0	1

STATE PROP 6

Vote For 1

	TOTAL	VOTE %		Absentee	Early Voting	Election Day
For	80	70.18%	<div style="width: 70.18%;"><div style="width: 70.18%;"></div></div>	5	31	44
Against	34	29.82%	<div style="width: 29.82%;"><div style="width: 29.82%;"></div></div>	0	18	16
Total Votes Cast	114	100.00%	<div style="width: 100.00%;"><div style="width: 100.00%;"></div></div>	5	49	60
Overvotes	0			0	0	0
Undervotes	1			0	0	1

STATE PROP 7

Vote For 1

	TOTAL	VOTE %		Absentee	Early Voting	Election Day
For	65	57.02%	<div style="width: 57.02%;"><div style="width: 57.02%;"></div></div>	3	25	37
Against	49	42.98%	<div style="width: 42.98%;"><div style="width: 42.98%;"></div></div>	2	24	23
Total Votes Cast	114	100.00%	<div style="width: 100.00%;"><div style="width: 100.00%;"></div></div>	5	49	60
Overvotes	0			0	0	0
Undervotes	1			0	0	1

STATE PROP 8

Vote For 1

	TOTAL	VOTE %		Absentee	Early Voting	Election Day
For	92	82.14%	<div style="width: 82.14%;"><div style="width: 82.14%;"></div></div>	5	42	45
Against	20	17.86%	<div style="width: 17.86%;"><div style="width: 17.86%;"></div></div>	0	6	14
Total Votes Cast	112	100.00%	<div style="width: 100.00%;"><div style="width: 100.00%;"></div></div>	5	48	59
Overvotes	0			0	0	0
Undervotes	3			0	1	2

STATE PROP 9

Vote For 1

	TOTAL	VOTE %		Absentee	Early Voting	Election Day
For	101	87.83%	<div style="width: 87.83%;"><div style="width: 87.83%;"></div></div>	5	44	52
Against	14	12.17%	<div style="width: 12.17%;"><div style="width: 12.17%;"></div></div>	0	5	9
Total Votes Cast	115	100.00%	<div style="width: 100.00%;"><div style="width: 100.00%;"></div></div>	5	49	61
Overvotes	0			0	0	0
Undervotes	0			0	0	0

Precinct 0016

STATE PROP 10

Vote For 1

	TOTAL	VOTE %		Absentee	Early Voting	Election Day
For	60	53.10%	<div style="width: 53.10%;"><div style="width: 53.10%;"></div></div>	2	26	32
Against	53	46.90%	<div style="width: 46.90%;"><div style="width: 46.90%;"></div></div>	3	22	28
Total Votes Cast	113	100.00%	<div style="width: 100.00%;"><div style="width: 100.00%;"></div></div>	5	48	60
Overvotes	0			0	0	0
Undervotes	2			0	1	1

STATE PROP 11

Vote For 1

	TOTAL	VOTE %		Absentee	Early Voting	Election Day
For	75	68.18%	<div style="width: 68.18%;"><div style="width: 68.18%;"></div></div>	4	34	37
Against	35	31.82%	<div style="width: 31.82%;"><div style="width: 31.82%;"></div></div>	0	14	21
Total Votes Cast	110	100.00%	<div style="width: 100.00%;"><div style="width: 100.00%;"></div></div>	4	48	58
Overvotes	0			0	0	0
Undervotes	5			1	1	3

STATE PROP 12

Vote For 1

	TOTAL	VOTE %		Absentee	Early Voting	Election Day
For	38	34.55%	<div style="width: 34.55%;"><div style="width: 34.55%;"></div></div>	5	11	22
Against	72	65.45%	<div style="width: 65.45%;"><div style="width: 65.45%;"></div></div>	0	36	36
Total Votes Cast	110	100.00%	<div style="width: 100.00%;"><div style="width: 100.00%;"></div></div>	5	47	58
Overvotes	0			0	0	0
Undervotes	5			0	2	3

STATE PROP 13

Vote For 1

	TOTAL	VOTE %		Absentee	Early Voting	Election Day
For	36	31.86%	<div style="width: 31.86%;"><div style="width: 31.86%;"></div></div>	2	13	21
Against	77	68.14%	<div style="width: 68.14%;"><div style="width: 68.14%;"></div></div>	3	35	39
Total Votes Cast	113	100.00%	<div style="width: 100.00%;"><div style="width: 100.00%;"></div></div>	5	48	60
Overvotes	0			0	0	0
Undervotes	2			0	1	1

STATE PROP 14

Vote For 1

	TOTAL	VOTE %		Absentee	Early Voting	Election Day
For	84	73.68%	<div style="width: 73.68%;"><div style="width: 73.68%;"></div></div>	5	38	41
Against	30	26.32%	<div style="width: 26.32%;"><div style="width: 26.32%;"></div></div>	0	10	20
Total Votes Cast	114	100.00%	<div style="width: 100.00%;"><div style="width: 100.00%;"></div></div>	5	48	61
Overvotes	0			0	0	0
Undervotes	1			0	1	0




Precinct 0017

Statistics

	TOTAL	Absentee	Early Voting	Election Day
Registered Voters - Total	1,548			
Ballots Cast - Total	327	2	120	205
Ballots Cast - Blank	0	0	0	0
Voter Turnout - Total	21.12%			




STATE PROP 1

Vote For 1

	TOTAL	VOTE %		Absentee	Early Voting	Election Day
For	243	74.77%		2	88	153
Against	82	25.23%		0	31	51
Total Votes Cast	325	100.00%		2	119	204
Overvotes	0			0	0	0
Undervotes	2			0	1	1




STATE PROP 2

Vote For 1

	TOTAL	VOTE %		Absentee	Early Voting	Election Day
For	152	47.50%		2	67	83
Against	168	52.50%		0	50	118
Total Votes Cast	320	100.00%		2	117	201
Overvotes	0			0	0	0
Undervotes	7			0	3	4




STATE PROP 3

Vote For 1

	TOTAL	VOTE %		Absentee	Early Voting	Election Day
For	278	86.34%		2	105	171
Against	44	13.66%		0	13	31
Total Votes Cast	322	100.00%		2	118	202
Overvotes	0			0	0	0
Undervotes	5			0	2	3

STATE PROP 4

Vote For 1

	TOTAL	VOTE %		Absentee	Early Voting	Election Day
For	280	85.89%		2	99	179
Against	46	14.11%		0	21	25
Total Votes Cast	326	100.00%		2	120	204
Overvotes	0			0	0	0
Undervotes	1			0	0	1

Precinct 0017

STATE PROP 5

Vote For 1

	TOTAL	VOTE %		Absentee	Early Voting	Election Day
For	133	41.82%	<div style="width: 41.82%;"><div style="width: 41.82%;"></div></div>	2	62	69
Against	185	58.18%	<div style="width: 58.18%;"><div style="width: 58.18%;"></div></div>	0	54	131
Total Votes Cast	318	100.00%	<div style="width: 100.00%;"><div style="width: 100.00%;"></div></div>	2	116	200
Overvotes	0			0	0	0
Undervotes	9			0	4	5

STATE PROP 6

Vote For 1

	TOTAL	VOTE %		Absentee	Early Voting	Election Day
For	177	54.63%	<div style="width: 54.63%;"><div style="width: 54.63%;"></div></div>	2	72	103
Against	147	45.37%	<div style="width: 45.37%;"><div style="width: 45.37%;"></div></div>	0	46	101
Total Votes Cast	324	100.00%	<div style="width: 100.00%;"><div style="width: 100.00%;"></div></div>	2	118	204
Overvotes	0			0	0	0
Undervotes	3			0	2	1

STATE PROP 7

Vote For 1

	TOTAL	VOTE %		Absentee	Early Voting	Election Day
For	181	56.21%	<div style="width: 56.21%;"><div style="width: 56.21%;"></div></div>	2	75	104
Against	141	43.79%	<div style="width: 43.79%;"><div style="width: 43.79%;"></div></div>	0	42	99
Total Votes Cast	322	100.00%	<div style="width: 100.00%;"><div style="width: 100.00%;"></div></div>	2	117	203
Overvotes	0			0	0	0
Undervotes	5			0	3	2

STATE PROP 8

Vote For 1

	TOTAL	VOTE %		Absentee	Early Voting	Election Day
For	149	46.86%	<div style="width: 46.86%;"><div style="width: 46.86%;"></div></div>	2	64	83
Against	169	53.14%	<div style="width: 53.14%;"><div style="width: 53.14%;"></div></div>	0	52	117
Total Votes Cast	318	100.00%	<div style="width: 100.00%;"><div style="width: 100.00%;"></div></div>	2	116	200
Overvotes	0			0	0	0
Undervotes	9			0	4	5

STATE PROP 9

Vote For 1

	TOTAL	VOTE %		Absentee	Early Voting	Election Day
For	225	70.31%	<div style="width: 70.31%;"><div style="width: 70.31%;"></div></div>	2	91	132
Against	95	29.69%	<div style="width: 29.69%;"><div style="width: 29.69%;"></div></div>	0	27	68
Total Votes Cast	320	100.00%	<div style="width: 100.00%;"><div style="width: 100.00%;"></div></div>	2	118	200
Overvotes	0			0	0	0
Undervotes	7			0	2	5

Precinct 0017

STATE PROP 10

Vote For 1

	TOTAL	VOTE %		Absentee	Early Voting	Election Day
For	117	36.79%	<div style="width: 36.79%;"><div style="width: 36.79%;"></div></div>	2	56	59
Against	201	63.21%	<div style="width: 63.21%;"><div style="width: 63.21%;"></div></div>	0	61	140
Total Votes Cast	318	100.00%	<div style="width: 100.00%;"><div style="width: 100.00%;"></div></div>	2	117	199
Overvotes	0			0	0	0
Undervotes	9			0	3	6

STATE PROP 11

Vote For 1

	TOTAL	VOTE %		Absentee	Early Voting	Election Day
For	126	40.51%	<div style="width: 40.51%;"><div style="width: 40.51%;"></div></div>	2	53	71
Against	185	59.49%	<div style="width: 59.49%;"><div style="width: 59.49%;"></div></div>	0	60	125
Total Votes Cast	311	100.00%	<div style="width: 100.00%;"><div style="width: 100.00%;"></div></div>	2	113	196
Overvotes	0			0	0	0
Undervotes	16			0	7	9

STATE PROP 12

Vote For 1

	TOTAL	VOTE %		Absentee	Early Voting	Election Day
For	126	42.14%	<div style="width: 42.14%;"><div style="width: 42.14%;"></div></div>	2	53	71
Against	173	57.86%	<div style="width: 57.86%;"><div style="width: 57.86%;"></div></div>	0	55	118
Total Votes Cast	299	100.00%	<div style="width: 100.00%;"><div style="width: 100.00%;"></div></div>	2	108	189
Overvotes	0			0	0	0
Undervotes	28			0	12	16

STATE PROP 13

Vote For 1

	TOTAL	VOTE %		Absentee	Early Voting	Election Day
For	84	26.67%	<div style="width: 26.67%;"><div style="width: 26.67%;"></div></div>	2	34	48
Against	231	73.33%	<div style="width: 73.33%;"><div style="width: 73.33%;"></div></div>	0	82	149
Total Votes Cast	315	100.00%	<div style="width: 100.00%;"><div style="width: 100.00%;"></div></div>	2	116	197
Overvotes	0			0	0	0
Undervotes	12			0	4	8

STATE PROP 14

Vote For 1

	TOTAL	VOTE %		Absentee	Early Voting	Election Day
For	170	53.12%	<div style="width: 53.12%;"><div style="width: 53.12%;"></div></div>	2	72	96
Against	150	46.88%	<div style="width: 46.88%;"><div style="width: 46.88%;"></div></div>	0	45	105
Total Votes Cast	320	100.00%	<div style="width: 100.00%;"><div style="width: 100.00%;"></div></div>	2	117	201
Overvotes	0			0	0	0
Undervotes	7			0	3	4

Precinct 0017

Proposition A Lindale ISD

Vote For 1

	TOTAL	VOTE %	Absentee	Early Voting	Election Day
For	0		0	0	0
Against	0		0	0	0
Total Votes Cast	0		0	0	0
Overvotes	0		0	0	0
Undervotes	0		0	0	0




Precinct 0018

Statistics

	TOTAL	Absentee	Early Voting	Election Day
Registered Voters - Total	2,107			
Ballots Cast - Total	96	3	54	39
Ballots Cast - Blank	0	0	0	0
Voter Turnout - Total	4.56%			




STATE PROP 1

Vote For 1

	TOTAL	VOTE %	Absentee	Early Voting	Election Day
For	62	67.39% 	2	31	29
Against	30	32.61% 	1	20	9
Total Votes Cast	92	100.00% 	3	51	38
Overvotes	0		0	0	0
Undervotes	4		0	3	1




STATE PROP 2

Vote For 1

	TOTAL	VOTE %	Absentee	Early Voting	Election Day
For	77	82.80% 	3	40	34
Against	16	17.20% 	0	12	4
Total Votes Cast	93	100.00% 	3	52	38
Overvotes	0		0	0	0
Undervotes	3		0	2	1




STATE PROP 3

Vote For 1

	TOTAL	VOTE %	Absentee	Early Voting	Election Day
For	36	39.13% 	1	18	17
Against	56	60.87% 	2	33	21
Total Votes Cast	92	100.00% 	3	51	38
Overvotes	0		0	0	0
Undervotes	4		0	3	1

STATE PROP 4

Vote For 1

	TOTAL	VOTE %	Absentee	Early Voting	Election Day
For	53	56.99% 	2	24	27
Against	40	43.01% 	1	27	12
Total Votes Cast	93	100.00% 	3	51	39
Overvotes	0		0	0	0
Undervotes	3		0	3	0

Precinct 0018

STATE PROP 5

Vote For 1

	TOTAL	VOTE %		Absentee	Early Voting	Election Day
For	71	76.34%		3	42	26
Against	22	23.66%		0	10	12
Total Votes Cast	93	100.00%		3	52	38
Overvotes	0			0	0	0
Undervotes	3			0	2	1

STATE PROP 6

Vote For 1

	TOTAL	VOTE %		Absentee	Early Voting	Election Day
For	64	68.09%		2	33	29
Against	30	31.91%		1	19	10
Total Votes Cast	94	100.00%		3	52	39
Overvotes	0			0	0	0
Undervotes	2			0	2	0

STATE PROP 7

Vote For 1

	TOTAL	VOTE %		Absentee	Early Voting	Election Day
For	54	58.06%		2	29	23
Against	39	41.94%		1	22	16
Total Votes Cast	93	100.00%		3	51	39
Overvotes	0			0	0	0
Undervotes	3			0	3	0

STATE PROP 8

Vote For 1

	TOTAL	VOTE %		Absentee	Early Voting	Election Day
For	77	82.80%		3	44	30
Against	16	17.20%		0	7	9
Total Votes Cast	93	100.00%		3	51	39
Overvotes	0			0	0	0
Undervotes	3			0	3	0

STATE PROP 9

Vote For 1

	TOTAL	VOTE %		Absentee	Early Voting	Election Day
For	91	95.79%		3	51	37
Against	4	4.21%		0	2	2
Total Votes Cast	95	100.00%		3	53	39
Overvotes	0			0	0	0
Undervotes	1			0	1	0

Precinct 0018

STATE PROP 10

Vote For 1

	TOTAL	VOTE %		Absentee	Early Voting	Election Day
For	54	58.06%	<div style="width: 58.06%;"><div style="width: 58.06%;"></div></div>	1	27	26
Against	39	41.94%	<div style="width: 41.94%;"><div style="width: 41.94%;"></div></div>	2	24	13
Total Votes Cast	93	100.00%	<div style="width: 100.00%;"><div style="width: 100.00%;"></div></div>	3	51	39
Overvotes	0			0	0	0
Undervotes	3			0	3	0

STATE PROP 11

Vote For 1

	TOTAL	VOTE %		Absentee	Early Voting	Election Day
For	68	75.56%	<div style="width: 75.56%;"><div style="width: 75.56%;"></div></div>	2	37	29
Against	22	24.44%	<div style="width: 24.44%;"><div style="width: 24.44%;"></div></div>	1	13	8
Total Votes Cast	90	100.00%	<div style="width: 100.00%;"><div style="width: 100.00%;"></div></div>	3	50	37
Overvotes	0			0	0	0
Undervotes	6			0	4	2

STATE PROP 12

Vote For 1

	TOTAL	VOTE %		Absentee	Early Voting	Election Day
For	26	28.89%	<div style="width: 28.89%;"><div style="width: 28.89%;"></div></div>	1	15	10
Against	64	71.11%	<div style="width: 71.11%;"><div style="width: 71.11%;"></div></div>	2	35	27
Total Votes Cast	90	100.00%	<div style="width: 100.00%;"><div style="width: 100.00%;"></div></div>	3	50	37
Overvotes	0			0	0	0
Undervotes	6			0	4	2

STATE PROP 13

Vote For 1

	TOTAL	VOTE %		Absentee	Early Voting	Election Day
For	47	50.00%	<div style="width: 50.00%;"><div style="width: 50.00%;"></div></div>	2	26	19
Against	47	50.00%	<div style="width: 50.00%;"><div style="width: 50.00%;"></div></div>	1	26	20
Total Votes Cast	94	100.00%	<div style="width: 100.00%;"><div style="width: 100.00%;"></div></div>	3	52	39
Overvotes	0			0	0	0
Undervotes	2			0	2	0

STATE PROP 14

Vote For 1

	TOTAL	VOTE %		Absentee	Early Voting	Election Day
For	82	87.23%	<div style="width: 87.23%;"><div style="width: 87.23%;"></div></div>	3	46	33
Against	12	12.77%	<div style="width: 12.77%;"><div style="width: 12.77%;"></div></div>	0	6	6
Total Votes Cast	94	100.00%	<div style="width: 100.00%;"><div style="width: 100.00%;"></div></div>	3	52	39
Overvotes	0			0	0	0
Undervotes	2			0	2	0

Precinct 0019

Statistics	TOTAL	Absentee	Early Voting	Election Day
Registered Voters - Total	4,094			
Ballots Cast - Total	774	9	467	298
Ballots Cast - Blank	0	0	0	0
Voter Turnout - Total	18.91%			

STATE PROP 1

Vote For 1

	TOTAL	VOTE %	Absentee	Early Voting	Election Day
For	675	88.35%	9	419	247
Against	89	11.65%	0	43	46
Total Votes Cast	764	100.00%	9	462	293
Overvotes	0		0	0	0
Undervotes	10		0	5	5

STATE PROP 2

Vote For 1

	TOTAL	VOTE %	Absentee	Early Voting	Election Day
For	504	68.11%	6	315	183
Against	236	31.89%	3	131	102
Total Votes Cast	740	100.00%	9	446	285
Overvotes	0		0	0	0
Undervotes	34		0	21	13

STATE PROP 3

Vote For 1

	TOTAL	VOTE %	Absentee	Early Voting	Election Day
For	640	84.88%	6	389	245
Against	114	15.12%	3	65	46
Total Votes Cast	754	100.00%	9	454	291
Overvotes	0		0	0	0
Undervotes	20		0	13	7

STATE PROP 4

Vote For 1

	TOTAL	VOTE %	Absentee	Early Voting	Election Day
For	672	89.96%	7	413	252
Against	75	10.04%	2	38	35
Total Votes Cast	747	100.00%	9	451	287
Overvotes	0		0	0	0
Undervotes	27		0	16	11

Precinct 0019

STATE PROP 5

Vote For 1

	TOTAL	VOTE %		Absentee	Early Voting	Election Day
For	474	63.20%	<div style="width: 63.20%;"><div style="width: 63.20%;"></div></div>	8	303	163
Against	276	36.80%	<div style="width: 36.80%;"><div style="width: 36.80%;"></div></div>	1	150	125
Total Votes Cast	750	100.00%	<div style="width: 100.00%;"><div style="width: 100.00%;"></div></div>	9	453	288
Overvotes	0			0	0	0
Undervotes	24			0	14	10

STATE PROP 6

Vote For 1

	TOTAL	VOTE %		Absentee	Early Voting	Election Day
For	594	79.31%	<div style="width: 79.31%;"><div style="width: 79.31%;"></div></div>	9	374	211
Against	155	20.69%	<div style="width: 20.69%;"><div style="width: 20.69%;"></div></div>	0	78	77
Total Votes Cast	749	100.00%	<div style="width: 100.00%;"><div style="width: 100.00%;"></div></div>	9	452	288
Overvotes	0			0	0	0
Undervotes	25			0	15	10

STATE PROP 7

Vote For 1

	TOTAL	VOTE %		Absentee	Early Voting	Election Day
For	552	74.09%	<div style="width: 74.09%;"><div style="width: 74.09%;"></div></div>	9	349	194
Against	193	25.91%	<div style="width: 25.91%;"><div style="width: 25.91%;"></div></div>	0	102	91
Total Votes Cast	745	100.00%	<div style="width: 100.00%;"><div style="width: 100.00%;"></div></div>	9	451	285
Overvotes	0			0	0	0
Undervotes	29			0	16	13

STATE PROP 8

Vote For 1

	TOTAL	VOTE %		Absentee	Early Voting	Election Day
For	522	70.07%	<div style="width: 70.07%;"><div style="width: 70.07%;"></div></div>	8	335	179
Against	223	29.93%	<div style="width: 29.93%;"><div style="width: 29.93%;"></div></div>	1	116	106
Total Votes Cast	745	100.00%	<div style="width: 100.00%;"><div style="width: 100.00%;"></div></div>	9	451	285
Overvotes	0			0	0	0
Undervotes	29			0	16	13

STATE PROP 9

Vote For 1

	TOTAL	VOTE %		Absentee	Early Voting	Election Day
For	663	86.78%	<div style="width: 86.78%;"><div style="width: 86.78%;"></div></div>	9	413	241
Against	101	13.22%	<div style="width: 13.22%;"><div style="width: 13.22%;"></div></div>	0	48	53
Total Votes Cast	764	100.00%	<div style="width: 100.00%;"><div style="width: 100.00%;"></div></div>	9	461	294
Overvotes	0			0	0	0
Undervotes	10			0	6	4

Precinct 0019

STATE PROP 10

Vote For 1

	TOTAL	VOTE %		Absentee	Early Voting	Election Day
For	467	63.28%	<div style="width: 63.28%;"><div style="width: 63.28%;"></div></div>	7	300	160
Against	271	36.72%	<div style="width: 36.72%;"><div style="width: 36.72%;"></div></div>	2	144	125
Total Votes Cast	738	100.00%	<div style="width: 100.00%;"><div style="width: 100.00%;"></div></div>	9	444	285
Overvotes	0			0	0	0
Undervotes	36			0	23	13

STATE PROP 11

Vote For 1

	TOTAL	VOTE %		Absentee	Early Voting	Election Day
For	452	62.78%	<div style="width: 62.78%;"><div style="width: 62.78%;"></div></div>	9	291	152
Against	268	37.22%	<div style="width: 37.22%;"><div style="width: 37.22%;"></div></div>	0	141	127
Total Votes Cast	720	100.00%	<div style="width: 100.00%;"><div style="width: 100.00%;"></div></div>	9	432	279
Overvotes	0			0	0	0
Undervotes	54			0	35	19

STATE PROP 12

Vote For 1

	TOTAL	VOTE %		Absentee	Early Voting	Election Day
For	404	59.06%	<div style="width: 59.06%;"><div style="width: 59.06%;"></div></div>	5	252	147
Against	280	40.94%	<div style="width: 40.94%;"><div style="width: 40.94%;"></div></div>	4	151	125
Total Votes Cast	684	100.00%	<div style="width: 100.00%;"><div style="width: 100.00%;"></div></div>	9	403	272
Overvotes	0			0	0	0
Undervotes	90			0	64	26

STATE PROP 13

Vote For 1

	TOTAL	VOTE %		Absentee	Early Voting	Election Day
For	360	48.39%	<div style="width: 48.39%;"><div style="width: 48.39%;"></div></div>	5	226	129
Against	384	51.61%	<div style="width: 51.61%;"><div style="width: 51.61%;"></div></div>	4	221	159
Total Votes Cast	744	100.00%	<div style="width: 100.00%;"><div style="width: 100.00%;"></div></div>	9	447	288
Overvotes	0			0	0	0
Undervotes	30			0	20	10

STATE PROP 14




Vote For 1

	TOTAL	VOTE %		Absentee	Early Voting	Election Day
For	585	78.10%	<div style="width: 78.10%;"><div style="width: 78.10%;"></div></div>	9	375	201
Against	164	21.90%	<div style="width: 21.90%;"><div style="width: 21.90%;"></div></div>	0	75	89
Total Votes Cast	749	100.00%	<div style="width: 100.00%;"><div style="width: 100.00%;"></div></div>	9	450	290
Overvotes	0			0	0	0
Undervotes	25			0	17	8

Precinct 0019

Proposition A Lindale ISD

Vote For 1

	TOTAL	VOTE %		Absentee	Early Voting	Election Day
For	581	77.47%		6	373	202
Against	169	22.53%		3	83	83
Total Votes Cast	750	100.00%		9	456	285
Overvotes	0			0	0	0
Undervotes	24			0	11	13

Precinct 0020

Statistics

	TOTAL	Absentee	Early Voting	Election Day
Registered Voters - Total	701			
Ballots Cast - Total	37	0	17	20
Ballots Cast - Blank	0	0	0	0
Voter Turnout - Total	5.28%			

STATE PROP 1

Vote For 1

	TOTAL	VOTE %		Absentee	Early Voting	Election Day
For	25	67.57%		0	11	14
Against	12	32.43%		0	6	6
Total Votes Cast	37	100.00%		0	17	20
Overvotes	0			0	0	0
Undervotes	0			0	0	0

STATE PROP 2

Vote For 1

	TOTAL	VOTE %		Absentee	Early Voting	Election Day
For	21	56.76%		0	11	10
Against	16	43.24%		0	6	10
Total Votes Cast	37	100.00%		0	17	20
Overvotes	0			0	0	0
Undervotes	0			0	0	0

STATE PROP 3

Vote For 1

	TOTAL	VOTE %		Absentee	Early Voting	Election Day
For	19	51.35%		0	9	10
Against	18	48.65%		0	8	10
Total Votes Cast	37	100.00%		0	17	20
Overvotes	0			0	0	0
Undervotes	0			0	0	0

STATE PROP 4

Vote For 1

	TOTAL	VOTE %		Absentee	Early Voting	Election Day
For	22	59.46%		0	9	13
Against	15	40.54%		0	8	7
Total Votes Cast	37	100.00%		0	17	20
Overvotes	0			0	0	0
Undervotes	0			0	0	0

Precinct 0020

STATE PROP 5

Vote For 1

	TOTAL	VOTE %		Absentee	Early Voting	Election Day
For	24	64.86%	<div style="width: 64.86%;"><div style="width: 64.86%;"></div></div>	0	13	11
Against	13	35.14%	<div style="width: 35.14%;"><div style="width: 35.14%;"></div></div>	0	4	9
Total Votes Cast	37	100.00%	<div style="width: 100.00%;"><div style="width: 100.00%;"></div></div>	0	17	20
Overvotes	0			0	0	0
Undervotes	0			0	0	0

STATE PROP 6

Vote For 1

	TOTAL	VOTE %		Absentee	Early Voting	Election Day
For	28	75.68%	<div style="width: 75.68%;"><div style="width: 75.68%;"></div></div>	0	14	14
Against	9	24.32%	<div style="width: 24.32%;"><div style="width: 24.32%;"></div></div>	0	3	6
Total Votes Cast	37	100.00%	<div style="width: 100.00%;"><div style="width: 100.00%;"></div></div>	0	17	20
Overvotes	0			0	0	0
Undervotes	0			0	0	0

STATE PROP 7

Vote For 1

	TOTAL	VOTE %		Absentee	Early Voting	Election Day
For	24	64.86%	<div style="width: 64.86%;"><div style="width: 64.86%;"></div></div>	0	11	13
Against	13	35.14%	<div style="width: 35.14%;"><div style="width: 35.14%;"></div></div>	0	6	7
Total Votes Cast	37	100.00%	<div style="width: 100.00%;"><div style="width: 100.00%;"></div></div>	0	17	20
Overvotes	0			0	0	0
Undervotes	0			0	0	0

STATE PROP 8

Vote For 1

	TOTAL	VOTE %		Absentee	Early Voting	Election Day
For	28	75.68%	<div style="width: 75.68%;"><div style="width: 75.68%;"></div></div>	0	13	15
Against	9	24.32%	<div style="width: 24.32%;"><div style="width: 24.32%;"></div></div>	0	4	5
Total Votes Cast	37	100.00%	<div style="width: 100.00%;"><div style="width: 100.00%;"></div></div>	0	17	20
Overvotes	0			0	0	0
Undervotes	0			0	0	0

STATE PROP 9

Vote For 1

	TOTAL	VOTE %		Absentee	Early Voting	Election Day
For	27	72.97%	<div style="width: 72.97%;"><div style="width: 72.97%;"></div></div>	0	13	14
Against	10	27.03%	<div style="width: 27.03%;"><div style="width: 27.03%;"></div></div>	0	4	6
Total Votes Cast	37	100.00%	<div style="width: 100.00%;"><div style="width: 100.00%;"></div></div>	0	17	20
Overvotes	0			0	0	0
Undervotes	0			0	0	0

Precinct 0020

STATE PROP 10

Vote For 1

	TOTAL	VOTE %		Absentee	Early Voting	Election Day
For	18	48.65%	<div style="width: 48.65%;"><div style="width: 48.65%;"></div></div>	0	8	10
Against	19	51.35%	<div style="width: 51.35%;"><div style="width: 51.35%;"></div></div>	0	9	10
Total Votes Cast	37	100.00%	<div style="width: 100.00%;"><div style="width: 100.00%;"></div></div>	0	17	20
Overvotes	0			0	0	0
Undervotes	0			0	0	0

STATE PROP 11

Vote For 1

	TOTAL	VOTE %		Absentee	Early Voting	Election Day
For	20	55.56%	<div style="width: 55.56%;"><div style="width: 55.56%;"></div></div>	0	9	11
Against	16	44.44%	<div style="width: 44.44%;"><div style="width: 44.44%;"></div></div>	0	7	9
Total Votes Cast	36	100.00%	<div style="width: 100.00%;"><div style="width: 100.00%;"></div></div>	0	16	20
Overvotes	0			0	0	0
Undervotes	1			0	1	0

STATE PROP 12

Vote For 1

	TOTAL	VOTE %		Absentee	Early Voting	Election Day
For	15	42.86%	<div style="width: 42.86%;"><div style="width: 42.86%;"></div></div>	0	7	8
Against	20	57.14%	<div style="width: 57.14%;"><div style="width: 57.14%;"></div></div>	0	9	11
Total Votes Cast	35	100.00%	<div style="width: 100.00%;"><div style="width: 100.00%;"></div></div>	0	16	19
Overvotes	0			0	0	0
Undervotes	2			0	1	1

STATE PROP 13

Vote For 1

	TOTAL	VOTE %		Absentee	Early Voting	Election Day
For	8	21.62%	<div style="width: 21.62%;"><div style="width: 21.62%;"></div></div>	0	4	4
Against	29	78.38%	<div style="width: 78.38%;"><div style="width: 78.38%;"></div></div>	0	13	16
Total Votes Cast	37	100.00%	<div style="width: 100.00%;"><div style="width: 100.00%;"></div></div>	0	17	20
Overvotes	0			0	0	0
Undervotes	0			0	0	0

STATE PROP 14

Vote For 1

	TOTAL	VOTE %		Absentee	Early Voting	Election Day
For	24	64.86%	<div style="width: 64.86%;"><div style="width: 64.86%;"></div></div>	0	10	14
Against	13	35.14%	<div style="width: 35.14%;"><div style="width: 35.14%;"></div></div>	0	7	6
Total Votes Cast	37	100.00%	<div style="width: 100.00%;"><div style="width: 100.00%;"></div></div>	0	17	20
Overvotes	0			0	0	0
Undervotes	0			0	0	0

Precinct 0021

Statistics

	TOTAL	Absentee	Early Voting	Election Day
Registered Voters - Total	1,617			
Ballots Cast - Total	315	6	102	207
Ballots Cast - Blank	0	0	0	0
Voter Turnout - Total	19.48%			

STATE PROP 1

Vote For 1

	TOTAL	VOTE %	Absentee	Early Voting	Election Day
For	239	76.85%	6	72	161
Against	72	23.15%	0	29	43
Total Votes Cast	311	100.00%	6	101	204
Overvotes	0		0	0	0
Undervotes	4		0	1	3

STATE PROP 2

Vote For 1

	TOTAL	VOTE %	Absentee	Early Voting	Election Day
For	184	61.74%	1	59	124
Against	114	38.26%	5	37	72
Total Votes Cast	298	100.00%	6	96	196
Overvotes	0		0	0	0
Undervotes	17		0	6	11

STATE PROP 3

Vote For 1

	TOTAL	VOTE %	Absentee	Early Voting	Election Day
For	234	75.97%	6	69	159
Against	74	24.03%	0	32	42
Total Votes Cast	308	100.00%	6	101	201
Overvotes	0		0	0	0
Undervotes	7		0	1	6

STATE PROP 4

Vote For 1

	TOTAL	VOTE %	Absentee	Early Voting	Election Day
For	258	84.59%	6	84	168
Against	47	15.41%	0	17	30
Total Votes Cast	305	100.00%	6	101	198
Overvotes	0		0	0	0
Undervotes	10		0	1	9

Precinct 0021

STATE PROP 5

Vote For 1

	TOTAL	VOTE %		Absentee	Early Voting	Election Day
For	180	59.02%	<div style="width: 59.02%;"><div style="width: 59.02%;"></div></div>	2	60	118
Against	125	40.98%	<div style="width: 40.98%;"><div style="width: 40.98%;"></div></div>	4	37	84
Total Votes Cast	305	100.00%	<div style="width: 100.00%;"><div style="width: 100.00%;"></div></div>	6	97	202
Overvotes	0			0	0	0
Undervotes	10			0	5	5

STATE PROP 6

Vote For 1

	TOTAL	VOTE %		Absentee	Early Voting	Election Day
For	224	72.49%	<div style="width: 72.49%;"><div style="width: 72.49%;"></div></div>	5	75	144
Against	85	27.51%	<div style="width: 27.51%;"><div style="width: 27.51%;"></div></div>	1	26	58
Total Votes Cast	309	100.00%	<div style="width: 100.00%;"><div style="width: 100.00%;"></div></div>	6	101	202
Overvotes	0			0	0	0
Undervotes	6			0	1	5

STATE PROP 7

Vote For 1

	TOTAL	VOTE %		Absentee	Early Voting	Election Day
For	202	66.01%	<div style="width: 66.01%;"><div style="width: 66.01%;"></div></div>	5	62	135
Against	104	33.99%	<div style="width: 33.99%;"><div style="width: 33.99%;"></div></div>	1	37	66
Total Votes Cast	306	100.00%	<div style="width: 100.00%;"><div style="width: 100.00%;"></div></div>	6	99	201
Overvotes	0			0	0	0
Undervotes	9			0	3	6

STATE PROP 8

Vote For 1

	TOTAL	VOTE %		Absentee	Early Voting	Election Day
For	211	69.41%	<div style="width: 69.41%;"><div style="width: 69.41%;"></div></div>	5	65	141
Against	93	30.59%	<div style="width: 30.59%;"><div style="width: 30.59%;"></div></div>	1	31	61
Total Votes Cast	304	100.00%	<div style="width: 100.00%;"><div style="width: 100.00%;"></div></div>	6	96	202
Overvotes	0			0	0	0
Undervotes	11			0	6	5

STATE PROP 9

Vote For 1

	TOTAL	VOTE %		Absentee	Early Voting	Election Day
For	252	81.03%	<div style="width: 81.03%;"><div style="width: 81.03%;"></div></div>	6	79	167
Against	59	18.97%	<div style="width: 18.97%;"><div style="width: 18.97%;"></div></div>	0	21	38
Total Votes Cast	311	100.00%	<div style="width: 100.00%;"><div style="width: 100.00%;"></div></div>	6	100	205
Overvotes	0			0	0	0
Undervotes	4			0	2	2

Precinct 0021

STATE PROP 10

Vote For 1

	TOTAL	VOTE %		Absentee	Early Voting	Election Day
For	153	51.34%	<div style="width: 51.34%;"><div style="width: 51.34%;"></div></div>	4	49	100
Against	145	48.66%	<div style="width: 48.66%;"><div style="width: 48.66%;"></div></div>	2	46	97
Total Votes Cast	298	100.00%	<div style="width: 100.00%;"><div style="width: 100.00%;"></div></div>	6	95	197
Overvotes	0			0	0	0
Undervotes	17			0	7	10

STATE PROP 11

Vote For 1

	TOTAL	VOTE %		Absentee	Early Voting	Election Day
For	189	65.40%	<div style="width: 65.40%;"><div style="width: 65.40%;"></div></div>	5	67	117
Against	100	34.60%	<div style="width: 34.60%;"><div style="width: 34.60%;"></div></div>	1	27	72
Total Votes Cast	289	100.00%	<div style="width: 100.00%;"><div style="width: 100.00%;"></div></div>	6	94	189
Overvotes	0			0	0	0
Undervotes	26			0	8	18

STATE PROP 12

Vote For 1

	TOTAL	VOTE %		Absentee	Early Voting	Election Day
For	136	49.82%	<div style="width: 49.82%;"><div style="width: 49.82%;"></div></div>	4	45	87
Against	137	50.18%	<div style="width: 50.18%;"><div style="width: 50.18%;"></div></div>	2	42	93
Total Votes Cast	273	100.00%	<div style="width: 100.00%;"><div style="width: 100.00%;"></div></div>	6	87	180
Overvotes	0			0	0	0
Undervotes	42			0	15	27

STATE PROP 13

Vote For 1

	TOTAL	VOTE %		Absentee	Early Voting	Election Day
For	128	43.24%	<div style="width: 43.24%;"><div style="width: 43.24%;"></div></div>	1	41	86
Against	168	56.76%	<div style="width: 56.76%;"><div style="width: 56.76%;"></div></div>	5	54	109
Total Votes Cast	296	100.00%	<div style="width: 100.00%;"><div style="width: 100.00%;"></div></div>	6	95	195
Overvotes	0			0	0	0
Undervotes	19			0	7	12

STATE PROP 14

Vote For 1

	TOTAL	VOTE %		Absentee	Early Voting	Election Day
For	232	75.82%	<div style="width: 75.82%;"><div style="width: 75.82%;"></div></div>	5	76	151
Against	74	24.18%	<div style="width: 24.18%;"><div style="width: 24.18%;"></div></div>	1	23	50
Total Votes Cast	306	100.00%	<div style="width: 100.00%;"><div style="width: 100.00%;"></div></div>	6	99	201
Overvotes	0			0	0	0
Undervotes	9			0	3	6

Precinct 0022

Statistics

	TOTAL	Absentee	Early Voting	Election Day
Registered Voters - Total	381			
Ballots Cast - Total	19	0	3	16
Ballots Cast - Blank	0	0	0	0
Voter Turnout - Total	4.99%			

STATE PROP 1

Vote For 1

	TOTAL	VOTE %	Absentee	Early Voting	Election Day
For	15	83.33%	0	2	13
Against	3	16.67%	0	1	2
Total Votes Cast	18	100.00%	0	3	15
Overvotes	0		0	0	0
Undervotes	1		0	0	1

STATE PROP 2

Vote For 1

	TOTAL	VOTE %	Absentee	Early Voting	Election Day
For	12	70.59%	0	2	10
Against	5	29.41%	0	1	4
Total Votes Cast	17	100.00%	0	3	14
Overvotes	0		0	0	0
Undervotes	2		0	0	2

STATE PROP 3

Vote For 1

	TOTAL	VOTE %	Absentee	Early Voting	Election Day
For	14	77.78%	0	2	12
Against	4	22.22%	0	1	3
Total Votes Cast	18	100.00%	0	3	15
Overvotes	0		0	0	0
Undervotes	1		0	0	1

STATE PROP 4

Vote For 1

	TOTAL	VOTE %	Absentee	Early Voting	Election Day
For	9	52.94%	0	2	7
Against	8	47.06%	0	1	7
Total Votes Cast	17	100.00%	0	3	14
Overvotes	0		0	0	0
Undervotes	2		0	0	2

Precinct 0022

STATE PROP 5

Vote For 1

	TOTAL	VOTE %		Absentee	Early Voting	Election Day
For	13	72.22%	<div style="width: 72.22%;"><div style="width: 72.22%;"></div></div>	0	2	11
Against	5	27.78%	<div style="width: 27.78%;"><div style="width: 27.78%;"></div></div>	0	1	4
Total Votes Cast	18	100.00%	<div style="width: 100.00%;"><div style="width: 100.00%;"></div></div>	0	3	15
Overvotes	0			0	0	0
Undervotes	1			0	0	1

STATE PROP 6

Vote For 1

	TOTAL	VOTE %		Absentee	Early Voting	Election Day
For	12	63.16%	<div style="width: 63.16%;"><div style="width: 63.16%;"></div></div>	0	2	10
Against	7	36.84%	<div style="width: 36.84%;"><div style="width: 36.84%;"></div></div>	0	1	6
Total Votes Cast	19	100.00%	<div style="width: 100.00%;"><div style="width: 100.00%;"></div></div>	0	3	16
Overvotes	0			0	0	0
Undervotes	0			0	0	0

STATE PROP 7

Vote For 1

	TOTAL	VOTE %		Absentee	Early Voting	Election Day
For	14	73.68%	<div style="width: 73.68%;"><div style="width: 73.68%;"></div></div>	0	2	12
Against	5	26.32%	<div style="width: 26.32%;"><div style="width: 26.32%;"></div></div>	0	1	4
Total Votes Cast	19	100.00%	<div style="width: 100.00%;"><div style="width: 100.00%;"></div></div>	0	3	16
Overvotes	0			0	0	0
Undervotes	0			0	0	0

STATE PROP 8

Vote For 1

	TOTAL	VOTE %		Absentee	Early Voting	Election Day
For	16	84.21%	<div style="width: 84.21%;"><div style="width: 84.21%;"></div></div>	0	3	13
Against	3	15.79%	<div style="width: 15.79%;"><div style="width: 15.79%;"></div></div>	0	0	3
Total Votes Cast	19	100.00%	<div style="width: 100.00%;"><div style="width: 100.00%;"></div></div>	0	3	16
Overvotes	0			0	0	0
Undervotes	0			0	0	0

STATE PROP 9

Vote For 1

	TOTAL	VOTE %		Absentee	Early Voting	Election Day
For	15	78.95%	<div style="width: 78.95%;"><div style="width: 78.95%;"></div></div>	0	3	12
Against	4	21.05%	<div style="width: 21.05%;"><div style="width: 21.05%;"></div></div>	0	0	4
Total Votes Cast	19	100.00%	<div style="width: 100.00%;"><div style="width: 100.00%;"></div></div>	0	3	16
Overvotes	0			0	0	0
Undervotes	0			0	0	0

Precinct 0022

STATE PROP 10

Vote For 1

	TOTAL	VOTE %		Absentee	Early Voting	Election Day
For	12	66.67%	<div style="width: 66.67%;"><div style="width: 66.67%;"></div></div>	0	1	11
Against	6	33.33%	<div style="width: 33.33%;"><div style="width: 33.33%;"></div></div>	0	2	4
Total Votes Cast	18	100.00%	<div style="width: 100.00%;"><div style="width: 100.00%;"></div></div>	0	3	15
Overvotes	0			0	0	0
Undervotes	1			0	0	1

STATE PROP 11

Vote For 1

	TOTAL	VOTE %		Absentee	Early Voting	Election Day
For	11	64.71%	<div style="width: 64.71%;"><div style="width: 64.71%;"></div></div>	0	2	9
Against	6	35.29%	<div style="width: 35.29%;"><div style="width: 35.29%;"></div></div>	0	1	5
Total Votes Cast	17	100.00%	<div style="width: 100.00%;"><div style="width: 100.00%;"></div></div>	0	3	14
Overvotes	0			0	0	0
Undervotes	2			0	0	2

STATE PROP 12

Vote For 1

	TOTAL	VOTE %		Absentee	Early Voting	Election Day
For	9	56.25%	<div style="width: 56.25%;"><div style="width: 56.25%;"></div></div>	0	1	8
Against	7	43.75%	<div style="width: 43.75%;"><div style="width: 43.75%;"></div></div>	0	1	6
Total Votes Cast	16	100.00%	<div style="width: 100.00%;"><div style="width: 100.00%;"></div></div>	0	2	14
Overvotes	0			0	0	0
Undervotes	3			0	1	2

STATE PROP 13

Vote For 1

	TOTAL	VOTE %		Absentee	Early Voting	Election Day
For	8	44.44%	<div style="width: 44.44%;"><div style="width: 44.44%;"></div></div>	0	0	8
Against	10	55.56%	<div style="width: 55.56%;"><div style="width: 55.56%;"></div></div>	0	3	7
Total Votes Cast	18	100.00%	<div style="width: 100.00%;"><div style="width: 100.00%;"></div></div>	0	3	15
Overvotes	0			0	0	0
Undervotes	1			0	0	1

STATE PROP 14

Vote For 1

	TOTAL	VOTE %		Absentee	Early Voting	Election Day
For	13	72.22%	<div style="width: 72.22%;"><div style="width: 72.22%;"></div></div>	0	3	10
Against	5	27.78%	<div style="width: 27.78%;"><div style="width: 27.78%;"></div></div>	0	0	5
Total Votes Cast	18	100.00%	<div style="width: 100.00%;"><div style="width: 100.00%;"></div></div>	0	3	15
Overvotes	0			0	0	0
Undervotes	1			0	0	1

Precinct 0023

Statistics

	TOTAL	Absentee	Early Voting	Election Day
Registered Voters - Total	2,376			
Ballots Cast - Total	296	14	114	168
Ballots Cast - Blank	0	0	0	0
Voter Turnout - Total	12.46%			

STATE PROP 1

Vote For 1

	TOTAL	VOTE %		Absentee	Early Voting	Election Day
For	217	74.57%		13	89	115
Against	74	25.43%		0	25	49
Total Votes Cast	291	100.00%		13	114	164
Overvotes	0			0	0	0
Undervotes	5			1	0	4

STATE PROP 2

Vote For 1

	TOTAL	VOTE %		Absentee	Early Voting	Election Day
For	187	65.38%		6	75	106
Against	99	34.62%		7	37	55
Total Votes Cast	286	100.00%		13	112	161
Overvotes	0			0	0	0
Undervotes	10			1	2	7

STATE PROP 3

Vote For 1

	TOTAL	VOTE %		Absentee	Early Voting	Election Day
For	216	75.79%		9	84	123
Against	69	24.21%		3	28	38
Total Votes Cast	285	100.00%		12	112	161
Overvotes	0			0	0	0
Undervotes	11			2	2	7

STATE PROP 4

Vote For 1

	TOTAL	VOTE %		Absentee	Early Voting	Election Day
For	236	81.66%		12	93	131
Against	53	18.34%		1	18	34
Total Votes Cast	289	100.00%		13	111	165
Overvotes	0			0	0	0
Undervotes	7			1	3	3

Precinct 0023

STATE PROP 5

Vote For 1

	TOTAL	VOTE %		Absentee	Early Voting	Election Day
For	173	60.70%	<div style="width: 60.70%;"><div style="width: 60.70%;"></div></div>	12	64	97
Against	112	39.30%	<div style="width: 39.30%;"><div style="width: 39.30%;"></div></div>	1	46	65
Total Votes Cast	285	100.00%	<div style="width: 100.00%;"><div style="width: 100.00%;"></div></div>	13	110	162
Overvotes	0			0	0	0
Undervotes	11			1	4	6

STATE PROP 6

Vote For 1

	TOTAL	VOTE %		Absentee	Early Voting	Election Day
For	222	76.29%	<div style="width: 76.29%;"><div style="width: 76.29%;"></div></div>	12	91	119
Against	69	23.71%	<div style="width: 23.71%;"><div style="width: 23.71%;"></div></div>	1	22	46
Total Votes Cast	291	100.00%	<div style="width: 100.00%;"><div style="width: 100.00%;"></div></div>	13	113	165
Overvotes	0			0	0	0
Undervotes	5			1	1	3

STATE PROP 7

Vote For 1

	TOTAL	VOTE %		Absentee	Early Voting	Election Day
For	206	70.79%	<div style="width: 70.79%;"><div style="width: 70.79%;"></div></div>	13	84	109
Against	85	29.21%	<div style="width: 29.21%;"><div style="width: 29.21%;"></div></div>	0	29	56
Total Votes Cast	291	100.00%	<div style="width: 100.00%;"><div style="width: 100.00%;"></div></div>	13	113	165
Overvotes	0			0	0	0
Undervotes	5			1	1	3

STATE PROP 8

Vote For 1

	TOTAL	VOTE %		Absentee	Early Voting	Election Day
For	201	69.79%	<div style="width: 69.79%;"><div style="width: 69.79%;"></div></div>	11	79	111
Against	87	30.21%	<div style="width: 30.21%;"><div style="width: 30.21%;"></div></div>	2	32	53
Total Votes Cast	288	100.00%	<div style="width: 100.00%;"><div style="width: 100.00%;"></div></div>	13	111	164
Overvotes	0			0	0	0
Undervotes	8			1	3	4

STATE PROP 9

Vote For 1

	TOTAL	VOTE %		Absentee	Early Voting	Election Day
For	244	82.99%	<div style="width: 82.99%;"><div style="width: 82.99%;"></div></div>	11	94	139
Against	50	17.01%	<div style="width: 17.01%;"><div style="width: 17.01%;"></div></div>	3	18	29
Total Votes Cast	294	100.00%	<div style="width: 100.00%;"><div style="width: 100.00%;"></div></div>	14	112	168
Overvotes	0			0	0	0
Undervotes	2			0	2	0

Precinct 0023

STATE PROP 10

Vote For 1

	TOTAL	VOTE %		Absentee	Early Voting	Election Day
For	175	60.76%	<div style="width: 60.76%;"><div style="width: 60.76%;"></div></div>	10	73	92
Against	113	39.24%	<div style="width: 39.24%;"><div style="width: 39.24%;"></div></div>	2	40	71
Total Votes Cast	288	100.00%	<div style="width: 100.00%;"><div style="width: 100.00%;"></div></div>	12	113	163
Overvotes	0			0	0	0
Undervotes	8			2	1	5

STATE PROP 11

Vote For 1

	TOTAL	VOTE %		Absentee	Early Voting	Election Day
For	180	64.98%	<div style="width: 64.98%;"><div style="width: 64.98%;"></div></div>	12	67	101
Against	97	35.02%	<div style="width: 35.02%;"><div style="width: 35.02%;"></div></div>	0	41	56
Total Votes Cast	277	100.00%	<div style="width: 100.00%;"><div style="width: 100.00%;"></div></div>	12	108	157
Overvotes	0			0	0	0
Undervotes	19			2	6	11

STATE PROP 12

Vote For 1

	TOTAL	VOTE %		Absentee	Early Voting	Election Day
For	155	57.62%	<div style="width: 57.62%;"><div style="width: 57.62%;"></div></div>	4	64	87
Against	114	42.38%	<div style="width: 42.38%;"><div style="width: 42.38%;"></div></div>	5	38	71
Total Votes Cast	269	100.00%	<div style="width: 100.00%;"><div style="width: 100.00%;"></div></div>	9	102	158
Overvotes	0			0	0	0
Undervotes	27			5	12	10

STATE PROP 13

Vote For 1

	TOTAL	VOTE %		Absentee	Early Voting	Election Day
For	101	34.71%	<div style="width: 34.71%;"><div style="width: 34.71%;"></div></div>	6	46	49
Against	190	65.29%	<div style="width: 65.29%;"><div style="width: 65.29%;"></div></div>	7	66	117
Total Votes Cast	291	100.00%	<div style="width: 100.00%;"><div style="width: 100.00%;"></div></div>	13	112	166
Overvotes	0			0	0	0
Undervotes	5			1	2	2

STATE PROP 14

Vote For 1

	TOTAL	VOTE %		Absentee	Early Voting	Election Day
For	216	74.74%	<div style="width: 74.74%;"><div style="width: 74.74%;"></div></div>	11	83	122
Against	73	25.26%	<div style="width: 25.26%;"><div style="width: 25.26%;"></div></div>	2	28	43
Total Votes Cast	289	100.00%	<div style="width: 100.00%;"><div style="width: 100.00%;"></div></div>	13	111	165
Overvotes	0			0	0	0
Undervotes	7			1	3	3

Precinct 0024

Statistics

	TOTAL	Absentee	Early Voting	Election Day
Registered Voters - Total	2,342			
Ballots Cast - Total	417	5	127	285
Ballots Cast - Blank	0	0	0	0
Voter Turnout - Total	17.81%			

STATE PROP 1

Vote For 1

	TOTAL	VOTE %		Absentee	Early Voting	Election Day
For	341	81.97%		2	106	233
Against	75	18.03%		3	21	51
Total Votes Cast	416	100.00%		5	127	284
Overvotes	0			0	0	0
Undervotes	1			0	0	1

STATE PROP 2

Vote For 1

	TOTAL	VOTE %		Absentee	Early Voting	Election Day
For	237	58.37%		3	78	156
Against	169	41.63%		2	46	121
Total Votes Cast	406	100.00%		5	124	277
Overvotes	0			0	0	0
Undervotes	11			0	3	8

STATE PROP 3

Vote For 1

	TOTAL	VOTE %		Absentee	Early Voting	Election Day
For	337	81.60%		4	112	221
Against	76	18.40%		1	15	60
Total Votes Cast	413	100.00%		5	127	281
Overvotes	0			0	0	0
Undervotes	4			0	0	4

STATE PROP 4

Vote For 1

	TOTAL	VOTE %		Absentee	Early Voting	Election Day
For	354	86.34%		4	114	236
Against	56	13.66%		1	13	42
Total Votes Cast	410	100.00%		5	127	278
Overvotes	0			0	0	0
Undervotes	7			0	0	7

Precinct 0024

STATE PROP 5

Vote For 1

	TOTAL	VOTE %		Absentee	Early Voting	Election Day
For	217	53.71%	<div style="width: 53.71%;"><div style="width: 53.71%;"></div></div>	3	72	142
Against	187	46.29%	<div style="width: 46.29%;"><div style="width: 46.29%;"></div></div>	2	54	131
Total Votes Cast	404	100.00%	<div style="width: 100.00%;"><div style="width: 100.00%;"></div></div>	5	126	273
Overvotes	0			0	0	0
Undervotes	13			0	1	12

STATE PROP 6

Vote For 1

	TOTAL	VOTE %		Absentee	Early Voting	Election Day
For	283	69.19%	<div style="width: 69.19%;"><div style="width: 69.19%;"></div></div>	2	89	192
Against	126	30.81%	<div style="width: 30.81%;"><div style="width: 30.81%;"></div></div>	3	37	86
Total Votes Cast	409	100.00%	<div style="width: 100.00%;"><div style="width: 100.00%;"></div></div>	5	126	278
Overvotes	0			0	0	0
Undervotes	8			0	1	7

STATE PROP 7

Vote For 1

	TOTAL	VOTE %		Absentee	Early Voting	Election Day
For	267	65.12%	<div style="width: 65.12%;"><div style="width: 65.12%;"></div></div>	2	91	174
Against	143	34.88%	<div style="width: 34.88%;"><div style="width: 34.88%;"></div></div>	3	36	104
Total Votes Cast	410	100.00%	<div style="width: 100.00%;"><div style="width: 100.00%;"></div></div>	5	127	278
Overvotes	0			0	0	0
Undervotes	7			0	0	7

STATE PROP 8

Vote For 1

	TOTAL	VOTE %		Absentee	Early Voting	Election Day
For	264	64.39%	<div style="width: 64.39%;"><div style="width: 64.39%;"></div></div>	3	89	172
Against	146	35.61%	<div style="width: 35.61%;"><div style="width: 35.61%;"></div></div>	2	38	106
Total Votes Cast	410	100.00%	<div style="width: 100.00%;"><div style="width: 100.00%;"></div></div>	5	127	278
Overvotes	0			0	0	0
Undervotes	7			0	0	7

STATE PROP 9

Vote For 1

	TOTAL	VOTE %		Absentee	Early Voting	Election Day
For	317	77.51%	<div style="width: 77.51%;"><div style="width: 77.51%;"></div></div>	3	103	211
Against	92	22.49%	<div style="width: 22.49%;"><div style="width: 22.49%;"></div></div>	2	21	69
Total Votes Cast	409	100.00%	<div style="width: 100.00%;"><div style="width: 100.00%;"></div></div>	5	124	280
Overvotes	0			0	0	0
Undervotes	8			0	3	5

Precinct 0024

STATE PROP 10

Vote For 1

	TOTAL	VOTE %		Absentee	Early Voting	Election Day
For	208	51.23%	<div style="width: 51.23%;"><div style="width: 51.23%;"></div></div>	2	75	131
Against	198	48.77%	<div style="width: 48.77%;"><div style="width: 48.77%;"></div></div>	3	52	143
Total Votes Cast	406	100.00%	<div style="width: 100.00%;"><div style="width: 100.00%;"></div></div>	5	127	274
Overvotes	0			0	0	0
Undervotes	11			0	0	11

STATE PROP 11

Vote For 1

	TOTAL	VOTE %		Absentee	Early Voting	Election Day
For	198	51.16%	<div style="width: 51.16%;"><div style="width: 51.16%;"></div></div>	3	66	129
Against	189	48.84%	<div style="width: 48.84%;"><div style="width: 48.84%;"></div></div>	2	56	131
Total Votes Cast	387	100.00%	<div style="width: 100.00%;"><div style="width: 100.00%;"></div></div>	5	122	260
Overvotes	0			0	0	0
Undervotes	30			0	5	25

STATE PROP 12

Vote For 1

	TOTAL	VOTE %		Absentee	Early Voting	Election Day
For	185	49.07%	<div style="width: 49.07%;"><div style="width: 49.07%;"></div></div>	2	70	113
Against	192	50.93%	<div style="width: 50.93%;"><div style="width: 50.93%;"></div></div>	3	51	138
Total Votes Cast	377	100.00%	<div style="width: 100.00%;"><div style="width: 100.00%;"></div></div>	5	121	251
Overvotes	0			0	0	0
Undervotes	40			0	6	34

STATE PROP 13

Vote For 1

	TOTAL	VOTE %		Absentee	Early Voting	Election Day
For	123	30.67%	<div style="width: 30.67%;"><div style="width: 30.67%;"></div></div>	2	47	74
Against	278	69.33%	<div style="width: 69.33%;"><div style="width: 69.33%;"></div></div>	3	77	198
Total Votes Cast	401	100.00%	<div style="width: 100.00%;"><div style="width: 100.00%;"></div></div>	5	124	272
Overvotes	0			0	0	0
Undervotes	16			0	3	13

STATE PROP 14

Vote For 1

	TOTAL	VOTE %		Absentee	Early Voting	Election Day
For	271	66.75%	<div style="width: 66.75%;"><div style="width: 66.75%;"></div></div>	3	92	176
Against	135	33.25%	<div style="width: 33.25%;"><div style="width: 33.25%;"></div></div>	2	33	100
Total Votes Cast	406	100.00%	<div style="width: 100.00%;"><div style="width: 100.00%;"></div></div>	5	125	276
Overvotes	0			0	0	0
Undervotes	11			0	2	9




Precinct 0025

Statistics

	TOTAL	Absentee	Early Voting	Election Day
Registered Voters - Total	2,190			
Ballots Cast - Total	363	8	118	237
Ballots Cast - Blank	0	0	0	0
Voter Turnout - Total	16.58%			




STATE PROP 1

Vote For 1

	TOTAL	VOTE %		Absentee	Early Voting	Election Day
For	283	79.27%		7	92	184
Against	74	20.73%		1	26	47
Total Votes Cast	357	100.00%		8	118	231
Overvotes	0			0	0	0
Undervotes	6			0	0	6




STATE PROP 2

Vote For 1

	TOTAL	VOTE %		Absentee	Early Voting	Election Day
For	212	60.40%		6	63	143
Against	139	39.60%		2	55	82
Total Votes Cast	351	100.00%		8	118	225
Overvotes	0			0	0	0
Undervotes	12			0	0	12




STATE PROP 3

Vote For 1

	TOTAL	VOTE %		Absentee	Early Voting	Election Day
For	257	72.80%		6	86	165
Against	96	27.20%		2	31	63
Total Votes Cast	353	100.00%		8	117	228
Overvotes	0			0	0	0
Undervotes	10			0	1	9

STATE PROP 4

Vote For 1

	TOTAL	VOTE %		Absentee	Early Voting	Election Day
For	292	82.49%		6	102	184
Against	62	17.51%		1	16	45
Total Votes Cast	354	100.00%		7	118	229
Overvotes	0			0	0	0
Undervotes	9			1	0	8

Precinct 0025

STATE PROP 5

Vote For 1

	TOTAL	VOTE %		Absentee	Early Voting	Election Day
For	199	56.37%	<div style="width: 56.37%;"><div style="width: 56.37%;"></div></div>	6	57	136
Against	154	43.63%	<div style="width: 43.63%;"><div style="width: 43.63%;"></div></div>	2	59	93
Total Votes Cast	353	100.00%	<div style="width: 100.00%;"><div style="width: 100.00%;"></div></div>	8	116	229
Overvotes	0			0	0	0
Undervotes	10			0	2	8

STATE PROP 6

Vote For 1

	TOTAL	VOTE %		Absentee	Early Voting	Election Day
For	253	71.67%	<div style="width: 71.67%;"><div style="width: 71.67%;"></div></div>	8	75	170
Against	100	28.33%	<div style="width: 28.33%;"><div style="width: 28.33%;"></div></div>	0	43	57
Total Votes Cast	353	100.00%	<div style="width: 100.00%;"><div style="width: 100.00%;"></div></div>	8	118	227
Overvotes	0			0	0	0
Undervotes	10			0	0	10

STATE PROP 7

Vote For 1

	TOTAL	VOTE %		Absentee	Early Voting	Election Day
For	232	65.17%	<div style="width: 65.17%;"><div style="width: 65.17%;"></div></div>	6	71	155
Against	124	34.83%	<div style="width: 34.83%;"><div style="width: 34.83%;"></div></div>	2	47	75
Total Votes Cast	356	100.00%	<div style="width: 100.00%;"><div style="width: 100.00%;"></div></div>	8	118	230
Overvotes	0			0	0	0
Undervotes	7			0	0	7

STATE PROP 8

Vote For 1

	TOTAL	VOTE %		Absentee	Early Voting	Election Day
For	236	67.05%	<div style="width: 67.05%;"><div style="width: 67.05%;"></div></div>	6	78	152
Against	116	32.95%	<div style="width: 32.95%;"><div style="width: 32.95%;"></div></div>	2	40	74
Total Votes Cast	352	100.00%	<div style="width: 100.00%;"><div style="width: 100.00%;"></div></div>	8	118	226
Overvotes	0			0	0	0
Undervotes	11			0	0	11

STATE PROP 9

Vote For 1

	TOTAL	VOTE %		Absentee	Early Voting	Election Day
For	289	80.06%	<div style="width: 80.06%;"><div style="width: 80.06%;"></div></div>	8	96	185
Against	72	19.94%	<div style="width: 19.94%;"><div style="width: 19.94%;"></div></div>	0	22	50
Total Votes Cast	361	100.00%	<div style="width: 100.00%;"><div style="width: 100.00%;"></div></div>	8	118	235
Overvotes	0			0	0	0
Undervotes	2			0	0	2

Precinct 0025

STATE PROP 10

Vote For 1

	TOTAL	VOTE %		Absentee	Early Voting	Election Day
For	185	52.56%	<div style="width: 52.56%;"><div style="width: 52.56%;"></div></div>	7	60	118
Against	167	47.44%	<div style="width: 47.44%;"><div style="width: 47.44%;"></div></div>	1	56	110
Total Votes Cast	352	100.00%	<div style="width: 100.00%;"><div style="width: 100.00%;"></div></div>	8	116	228
Overvotes	0			0	0	0
Undervotes	11			0	2	9

STATE PROP 11

Vote For 1

	TOTAL	VOTE %		Absentee	Early Voting	Election Day
For	195	58.04%	<div style="width: 58.04%;"><div style="width: 58.04%;"></div></div>	7	59	129
Against	141	41.96%	<div style="width: 41.96%;"><div style="width: 41.96%;"></div></div>	1	54	86
Total Votes Cast	336	100.00%	<div style="width: 100.00%;"><div style="width: 100.00%;"></div></div>	8	113	215
Overvotes	0			0	0	0
Undervotes	27			0	5	22

STATE PROP 12

Vote For 1

	TOTAL	VOTE %		Absentee	Early Voting	Election Day
For	177	54.46%	<div style="width: 54.46%;"><div style="width: 54.46%;"></div></div>	4	61	112
Against	148	45.54%	<div style="width: 45.54%;"><div style="width: 45.54%;"></div></div>	3	51	94
Total Votes Cast	325	100.00%	<div style="width: 100.00%;"><div style="width: 100.00%;"></div></div>	7	112	206
Overvotes	0			0	0	0
Undervotes	38			1	6	31

STATE PROP 13

Vote For 1

	TOTAL	VOTE %		Absentee	Early Voting	Election Day
For	149	42.45%	<div style="width: 42.45%;"><div style="width: 42.45%;"></div></div>	3	56	90
Against	202	57.55%	<div style="width: 57.55%;"><div style="width: 57.55%;"></div></div>	4	60	138
Total Votes Cast	351	100.00%	<div style="width: 100.00%;"><div style="width: 100.00%;"></div></div>	7	116	228
Overvotes	0			0	0	0
Undervotes	12			1	2	9

STATE PROP 14

Vote For 1

	TOTAL	VOTE %		Absentee	Early Voting	Election Day
For	248	70.06%	<div style="width: 70.06%;"><div style="width: 70.06%;"></div></div>	8	78	162
Against	106	29.94%	<div style="width: 29.94%;"><div style="width: 29.94%;"></div></div>	0	39	67
Total Votes Cast	354	100.00%	<div style="width: 100.00%;"><div style="width: 100.00%;"></div></div>	8	117	229
Overvotes	0			0	0	0
Undervotes	9			0	1	8

Precinct 0025

Proposition A Whitehouse ISD

Vote For 1

	TOTAL	VOTE %	Absentee	Early Voting	Election Day
For	0		0	0	0
Against	0		0	0	0
Total Votes Cast	0		0	0	0
Overvotes	0		0	0	0
Undervotes	0		0	0	0

Precinct 0026

Statistics

	TOTAL	Absentee	Early Voting	Election Day
Registered Voters - Total	3,048			
Ballots Cast - Total	479	3	154	322
Ballots Cast - Blank	0	0	0	0
Voter Turnout - Total	15.72%			

STATE PROP 1

Vote For 1

	TOTAL	VOTE %	Absentee	Early Voting	Election Day
For	427	89.52%	3	136	288
Against	50	10.48%	0	17	33
Total Votes Cast	477	100.00%	3	153	321
Overvotes	0		0	0	0
Undervotes	2		0	1	1

STATE PROP 2

Vote For 1

	TOTAL	VOTE %	Absentee	Early Voting	Election Day
For	310	65.40%	2	99	209
Against	164	34.60%	0	55	109
Total Votes Cast	474	100.00%	2	154	318
Overvotes	0		0	0	0
Undervotes	5		1	0	4

STATE PROP 3

Vote For 1

	TOTAL	VOTE %	Absentee	Early Voting	Election Day
For	399	84.71%	2	129	268
Against	72	15.29%	1	23	48
Total Votes Cast	471	100.00%	3	152	316
Overvotes	0		0	0	0
Undervotes	8		0	2	6

STATE PROP 4

Vote For 1

	TOTAL	VOTE %	Absentee	Early Voting	Election Day
For	423	89.24%	3	138	282
Against	51	10.76%	0	15	36
Total Votes Cast	474	100.00%	3	153	318
Overvotes	0		0	0	0
Undervotes	5		0	1	4

Precinct 0026

STATE PROP 5

Vote For 1

	TOTAL	VOTE %		Absentee	Early Voting	Election Day
For	275	58.39%	<div style="width: 58.39%;"><div style="width: 58.39%;"></div></div>	3	88	184
Against	196	41.61%	<div style="width: 41.61%;"><div style="width: 41.61%;"></div></div>	0	65	131
Total Votes Cast	471	100.00%	<div style="width: 100.00%;"><div style="width: 100.00%;"></div></div>	3	153	315
Overvotes	0			0	0	0
Undervotes	8			0	1	7

STATE PROP 6

Vote For 1

	TOTAL	VOTE %		Absentee	Early Voting	Election Day
For	357	75.64%	<div style="width: 75.64%;"><div style="width: 75.64%;"></div></div>	3	118	236
Against	115	24.36%	<div style="width: 24.36%;"><div style="width: 24.36%;"></div></div>	0	35	80
Total Votes Cast	472	100.00%	<div style="width: 100.00%;"><div style="width: 100.00%;"></div></div>	3	153	316
Overvotes	0			0	0	0
Undervotes	7			0	1	6

STATE PROP 7

Vote For 1

	TOTAL	VOTE %		Absentee	Early Voting	Election Day
For	334	70.61%	<div style="width: 70.61%;"><div style="width: 70.61%;"></div></div>	3	107	224
Against	139	29.39%	<div style="width: 29.39%;"><div style="width: 29.39%;"></div></div>	0	46	93
Total Votes Cast	473	100.00%	<div style="width: 100.00%;"><div style="width: 100.00%;"></div></div>	3	153	317
Overvotes	0			0	0	0
Undervotes	6			0	1	5

STATE PROP 8

Vote For 1

	TOTAL	VOTE %		Absentee	Early Voting	Election Day
For	317	67.16%	<div style="width: 67.16%;"><div style="width: 67.16%;"></div></div>	2	99	216
Against	155	32.84%	<div style="width: 32.84%;"><div style="width: 32.84%;"></div></div>	0	54	101
Total Votes Cast	472	100.00%	<div style="width: 100.00%;"><div style="width: 100.00%;"></div></div>	2	153	317
Overvotes	0			0	0	0
Undervotes	7			1	1	5

STATE PROP 9

Vote For 1

	TOTAL	VOTE %		Absentee	Early Voting	Election Day
For	384	81.36%	<div style="width: 81.36%;"><div style="width: 81.36%;"></div></div>	3	126	255
Against	88	18.64%	<div style="width: 18.64%;"><div style="width: 18.64%;"></div></div>	0	28	60
Total Votes Cast	472	100.00%	<div style="width: 100.00%;"><div style="width: 100.00%;"></div></div>	3	154	315
Overvotes	0			0	0	0
Undervotes	7			0	0	7

Precinct 0026

STATE PROP 10

Vote For 1

	TOTAL	VOTE %		Absentee	Early Voting	Election Day
For	282	59.87%	<div style="width: 59.87%;"><div style="width: 59.87%;"></div></div>	3	104	175
Against	189	40.13%	<div style="width: 40.13%;"><div style="width: 40.13%;"></div></div>	0	48	141
Total Votes Cast	471	100.00%	<div style="width: 100.00%;"><div style="width: 100.00%;"></div></div>	3	152	316
Overvotes	0			0	0	0
Undervotes	8			0	2	6

STATE PROP 11

Vote For 1

	TOTAL	VOTE %		Absentee	Early Voting	Election Day
For	263	57.30%	<div style="width: 57.30%;"><div style="width: 57.30%;"></div></div>	3	83	177
Against	196	42.70%	<div style="width: 42.70%;"><div style="width: 42.70%;"></div></div>	0	67	129
Total Votes Cast	459	100.00%	<div style="width: 100.00%;"><div style="width: 100.00%;"></div></div>	3	150	306
Overvotes	0			0	0	0
Undervotes	20			0	4	16

STATE PROP 12

Vote For 1

	TOTAL	VOTE %		Absentee	Early Voting	Election Day
For	269	60.31%	<div style="width: 60.31%;"><div style="width: 60.31%;"></div></div>	1	97	171
Against	177	39.69%	<div style="width: 39.69%;"><div style="width: 39.69%;"></div></div>	1	51	125
Total Votes Cast	446	100.00%	<div style="width: 100.00%;"><div style="width: 100.00%;"></div></div>	2	148	296
Overvotes	0			0	0	0
Undervotes	33			1	6	26

STATE PROP 13

Vote For 1

	TOTAL	VOTE %		Absentee	Early Voting	Election Day
For	202	43.35%	<div style="width: 43.35%;"><div style="width: 43.35%;"></div></div>	3	77	122
Against	264	56.65%	<div style="width: 56.65%;"><div style="width: 56.65%;"></div></div>	0	74	190
Total Votes Cast	466	100.00%	<div style="width: 100.00%;"><div style="width: 100.00%;"></div></div>	3	151	312
Overvotes	0			0	0	0
Undervotes	13			0	3	10

STATE PROP 14

Vote For 1

	TOTAL	VOTE %		Absentee	Early Voting	Election Day
For	342	71.85%	<div style="width: 71.85%;"><div style="width: 71.85%;"></div></div>	3	99	240
Against	134	28.15%	<div style="width: 28.15%;"><div style="width: 28.15%;"></div></div>	0	53	81
Total Votes Cast	476	100.00%	<div style="width: 100.00%;"><div style="width: 100.00%;"></div></div>	3	152	321
Overvotes	0			0	0	0
Undervotes	3			0	2	1

Precinct 0026

Proposition A Whitehouse ISD

Vote For 1

	TOTAL	VOTE %	Absentee	Early Voting	Election Day
For	14	82.35%	0	7	7
Against	3	17.65%	0	0	3
Total Votes Cast	17	100.00%	0	7	10
Overvotes	0		0	0	0
Undervotes	0		0	0	0

Mayor City of Overton

Vote For 1

	TOTAL	VOTE %	Absentee	Early Voting	Election Day
Richard "Bubba" Howell	0		0	0	0
Curtis Gilbert	0		0	0	0
Total Votes Cast	0		0	0	0
Overvotes	0		0	0	0
Undervotes	0		0	0	0

Council, Place 2 City of Overton

Vote For 1

	TOTAL	VOTE %	Absentee	Early Voting	Election Day
Christopher Hall	0		0	0	0
Total Votes Cast	0		0	0	0
Overvotes	0		0	0	0
Undervotes	0		0	0	0

Council, Place 4 City of Overton

Vote For 1

	TOTAL	VOTE %	Absentee	Early Voting	Election Day
Raymond G. "Tuck" Moon	0		0	0	0
Total Votes Cast	0		0	0	0
Overvotes	0		0	0	0
Undervotes	0		0	0	0

Council, Place 3, Unexpired Term City of Overton

Vote For 1

	TOTAL	VOTE %	Absentee	Early Voting	Election Day
April Littlefield	0		0	0	0
Total Votes Cast	0		0	0	0
Overvotes	0		0	0	0
Undervotes	0		0	0	0

Precinct 0027

Statistics

	TOTAL	Absentee	Early Voting	Election Day
Registered Voters - Total	1,946			
Ballots Cast - Total	212	3	88	121
Ballots Cast - Blank	0	0	0	0
Voter Turnout - Total	10.89%			

STATE PROP 1

Vote For 1

	TOTAL	VOTE %	Absentee	Early Voting	Election Day
For	170	80.57%	3	74	93
Against	41	19.43%	0	13	28
Total Votes Cast	211	100.00%	3	87	121
Overvotes	0		0	0	0
Undervotes	1		0	1	0

STATE PROP 2

Vote For 1

	TOTAL	VOTE %	Absentee	Early Voting	Election Day
For	151	72.25%	3	66	82
Against	58	27.75%	0	21	37
Total Votes Cast	209	100.00%	3	87	119
Overvotes	0		0	0	0
Undervotes	3		0	1	2

STATE PROP 3

Vote For 1

	TOTAL	VOTE %	Absentee	Early Voting	Election Day
For	141	66.82%	3	58	80
Against	70	33.18%	0	29	41
Total Votes Cast	211	100.00%	3	87	121
Overvotes	0		0	0	0
Undervotes	1		0	1	0

STATE PROP 4

Vote For 1

	TOTAL	VOTE %	Absentee	Early Voting	Election Day
For	173	82.78%	1	74	98
Against	36	17.22%	1	14	21
Total Votes Cast	209	100.00%	2	88	119
Overvotes	0		0	0	0
Undervotes	3		1	0	2

Precinct 0027

STATE PROP 5

Vote For 1

	TOTAL	VOTE %		Absentee	Early Voting	Election Day
For	136	64.76%	<div style="width: 64.76%;"><div style="width: 64.76%;"></div></div>	0	63	73
Against	74	35.24%	<div style="width: 35.24%;"><div style="width: 35.24%;"></div></div>	3	24	47
Total Votes Cast	210	100.00%	<div style="width: 100.00%;"><div style="width: 100.00%;"></div></div>	3	87	120
Overvotes	0			0	0	0
Undervotes	2			0	1	1

STATE PROP 6

Vote For 1

	TOTAL	VOTE %		Absentee	Early Voting	Election Day
For	160	76.92%	<div style="width: 76.92%;"><div style="width: 76.92%;"></div></div>	3	71	86
Against	48	23.08%	<div style="width: 23.08%;"><div style="width: 23.08%;"></div></div>	0	17	31
Total Votes Cast	208	100.00%	<div style="width: 100.00%;"><div style="width: 100.00%;"></div></div>	3	88	117
Overvotes	0			0	0	0
Undervotes	4			0	0	4

STATE PROP 7

Vote For 1

	TOTAL	VOTE %		Absentee	Early Voting	Election Day
For	140	66.67%	<div style="width: 66.67%;"><div style="width: 66.67%;"></div></div>	3	59	78
Against	70	33.33%	<div style="width: 33.33%;"><div style="width: 33.33%;"></div></div>	0	28	42
Total Votes Cast	210	100.00%	<div style="width: 100.00%;"><div style="width: 100.00%;"></div></div>	3	87	120
Overvotes	0			0	0	0
Undervotes	2			0	1	1

STATE PROP 8

Vote For 1

	TOTAL	VOTE %		Absentee	Early Voting	Election Day
For	155	73.11%	<div style="width: 73.11%;"><div style="width: 73.11%;"></div></div>	3	70	82
Against	57	26.89%	<div style="width: 26.89%;"><div style="width: 26.89%;"></div></div>	0	18	39
Total Votes Cast	212	100.00%	<div style="width: 100.00%;"><div style="width: 100.00%;"></div></div>	3	88	121
Overvotes	0			0	0	0
Undervotes	0			0	0	0

STATE PROP 9

Vote For 1

	TOTAL	VOTE %		Absentee	Early Voting	Election Day
For	190	90.05%	<div style="width: 90.05%;"><div style="width: 90.05%;"></div></div>	2	81	107
Against	21	9.95%	<div style="width: 9.95%;"><div style="width: 9.95%;"></div></div>	1	6	14
Total Votes Cast	211	100.00%	<div style="width: 100.00%;"><div style="width: 100.00%;"></div></div>	3	87	121
Overvotes	0			0	0	0
Undervotes	1			0	1	0

Precinct 0027

STATE PROP 10

Vote For 1

	TOTAL	VOTE %		Absentee	Early Voting	Election Day
For	109	52.40%	<div style="width: 52.40%;"><div style="width: 52.40%;"></div></div>	1	54	54
Against	99	47.60%	<div style="width: 47.60%;"><div style="width: 47.60%;"></div></div>	2	33	64
Total Votes Cast	208	100.00%	<div style="width: 100.00%;"><div style="width: 100.00%;"></div></div>	3	87	118
Overvotes	0			0	0	0
Undervotes	4			0	1	3

STATE PROP 11

Vote For 1

	TOTAL	VOTE %		Absentee	Early Voting	Election Day
For	140	69.65%	<div style="width: 69.65%;"><div style="width: 69.65%;"></div></div>	3	54	83
Against	61	30.35%	<div style="width: 30.35%;"><div style="width: 30.35%;"></div></div>	0	27	34
Total Votes Cast	201	100.00%	<div style="width: 100.00%;"><div style="width: 100.00%;"></div></div>	3	81	117
Overvotes	0			0	0	0
Undervotes	11			0	7	4

STATE PROP 12

Vote For 1

	TOTAL	VOTE %		Absentee	Early Voting	Election Day
For	116	61.38%	<div style="width: 61.38%;"><div style="width: 61.38%;"></div></div>	2	46	68
Against	73	38.62%	<div style="width: 38.62%;"><div style="width: 38.62%;"></div></div>	1	29	43
Total Votes Cast	189	100.00%	<div style="width: 100.00%;"><div style="width: 100.00%;"></div></div>	3	75	111
Overvotes	0			0	0	0
Undervotes	23			0	13	10

STATE PROP 13

Vote For 1

	TOTAL	VOTE %		Absentee	Early Voting	Election Day
For	82	39.61%	<div style="width: 39.61%;"><div style="width: 39.61%;"></div></div>	3	46	33
Against	125	60.39%	<div style="width: 60.39%;"><div style="width: 60.39%;"></div></div>	0	40	85
Total Votes Cast	207	100.00%	<div style="width: 100.00%;"><div style="width: 100.00%;"></div></div>	3	86	118
Overvotes	0			0	0	0
Undervotes	5			0	2	3

STATE PROP 14

Vote For 1

	TOTAL	VOTE %		Absentee	Early Voting	Election Day
For	170	80.57%	<div style="width: 80.57%;"><div style="width: 80.57%;"></div></div>	3	72	95
Against	41	19.43%	<div style="width: 19.43%;"><div style="width: 19.43%;"></div></div>	0	16	25
Total Votes Cast	211	100.00%	<div style="width: 100.00%;"><div style="width: 100.00%;"></div></div>	3	88	120
Overvotes	0			0	0	0
Undervotes	1			0	0	1

Precinct 0028

Statistics	TOTAL	Absentee	Early Voting	Election Day
Registered Voters - Total	4,170			
Ballots Cast - Total	590	0	267	323
Ballots Cast - Blank	0	0	0	0
Voter Turnout - Total	14.15%			

STATE PROP 1

Vote For 1

	TOTAL	VOTE %	Absentee	Early Voting	Election Day
For	513	87.39%	0	228	285
Against	74	12.61%	0	38	36
Total Votes Cast	587	100.00%	0	266	321
Overvotes	0		0	0	0
Undervotes	3		0	1	2

STATE PROP 2

Vote For 1

	TOTAL	VOTE %	Absentee	Early Voting	Election Day
For	391	67.65%	0	170	221
Against	187	32.35%	0	93	94
Total Votes Cast	578	100.00%	0	263	315
Overvotes	0		0	0	0
Undervotes	12		0	4	8

STATE PROP 3

Vote For 1

	TOTAL	VOTE %	Absentee	Early Voting	Election Day
For	475	82.47%	0	210	265
Against	101	17.53%	0	53	48
Total Votes Cast	576	100.00%	0	263	313
Overvotes	0		0	0	0
Undervotes	14		0	4	10

STATE PROP 4

Vote For 1

	TOTAL	VOTE %	Absentee	Early Voting	Election Day
For	491	84.80%	0	224	267
Against	88	15.20%	0	38	50
Total Votes Cast	579	100.00%	0	262	317
Overvotes	0		0	0	0
Undervotes	11		0	5	6

Precinct 0028

STATE PROP 5

Vote For 1

	TOTAL	VOTE %		Absentee	Early Voting	Election Day
For	342	59.48%	<div style="width: 59.48%;"><div style="width: 59.48%;"></div></div>	0	152	190
Against	233	40.52%	<div style="width: 40.52%;"><div style="width: 40.52%;"></div></div>	0	110	123
Total Votes Cast	575	100.00%	<div style="width: 100.00%;"><div style="width: 100.00%;"></div></div>	0	262	313
Overvotes	0			0	0	0
Undervotes	15			0	5	10

STATE PROP 6

Vote For 1

	TOTAL	VOTE %		Absentee	Early Voting	Election Day
For	459	78.87%	<div style="width: 78.87%;"><div style="width: 78.87%;"></div></div>	0	201	258
Against	123	21.13%	<div style="width: 21.13%;"><div style="width: 21.13%;"></div></div>	0	64	59
Total Votes Cast	582	100.00%	<div style="width: 100.00%;"><div style="width: 100.00%;"></div></div>	0	265	317
Overvotes	0			0	0	0
Undervotes	8			0	2	6

STATE PROP 7

Vote For 1

	TOTAL	VOTE %		Absentee	Early Voting	Election Day
For	417	72.27%	<div style="width: 72.27%;"><div style="width: 72.27%;"></div></div>	0	172	245
Against	160	27.73%	<div style="width: 27.73%;"><div style="width: 27.73%;"></div></div>	0	89	71
Total Votes Cast	577	100.00%	<div style="width: 100.00%;"><div style="width: 100.00%;"></div></div>	0	261	316
Overvotes	0			0	0	0
Undervotes	13			0	6	7

STATE PROP 8

Vote For 1

	TOTAL	VOTE %		Absentee	Early Voting	Election Day
For	392	67.35%	<div style="width: 67.35%;"><div style="width: 67.35%;"></div></div>	0	167	225
Against	190	32.65%	<div style="width: 32.65%;"><div style="width: 32.65%;"></div></div>	0	96	94
Total Votes Cast	582	100.00%	<div style="width: 100.00%;"><div style="width: 100.00%;"></div></div>	0	263	319
Overvotes	0			0	0	0
Undervotes	8			0	4	4

STATE PROP 9

Vote For 1

	TOTAL	VOTE %		Absentee	Early Voting	Election Day
For	483	82.71%	<div style="width: 82.71%;"><div style="width: 82.71%;"></div></div>	0	214	269
Against	101	17.29%	<div style="width: 17.29%;"><div style="width: 17.29%;"></div></div>	0	49	52
Total Votes Cast	584	100.00%	<div style="width: 100.00%;"><div style="width: 100.00%;"></div></div>	0	263	321
Overvotes	0			0	0	0
Undervotes	6			0	4	2

Precinct 0028

STATE PROP 10

Vote For 1

	TOTAL	VOTE %		Absentee	Early Voting	Election Day
For	354	61.14%	<div style="width: 61.14%;"><div style="width: 61.14%;"></div></div>	0	145	209
Against	225	38.86%	<div style="width: 38.86%;"><div style="width: 38.86%;"></div></div>	0	116	109
Total Votes Cast	579	100.00%	<div style="width: 100.00%;"><div style="width: 100.00%;"></div></div>	0	261	318
Overvotes	0			0	0	0
Undervotes	11			0	6	5

STATE PROP 11

Vote For 1

	TOTAL	VOTE %		Absentee	Early Voting	Election Day
For	320	57.35%	<div style="width: 57.35%;"><div style="width: 57.35%;"></div></div>	0	139	181
Against	238	42.65%	<div style="width: 42.65%;"><div style="width: 42.65%;"></div></div>	0	114	124
Total Votes Cast	558	100.00%	<div style="width: 100.00%;"><div style="width: 100.00%;"></div></div>	0	253	305
Overvotes	0			0	0	0
Undervotes	32			0	14	18

STATE PROP 12

Vote For 1

	TOTAL	VOTE %		Absentee	Early Voting	Election Day
For	300	56.18%	<div style="width: 56.18%;"><div style="width: 56.18%;"></div></div>	0	136	164
Against	234	43.82%	<div style="width: 43.82%;"><div style="width: 43.82%;"></div></div>	0	106	128
Total Votes Cast	534	100.00%	<div style="width: 100.00%;"><div style="width: 100.00%;"></div></div>	0	242	292
Overvotes	0			0	0	0
Undervotes	56			0	25	31

STATE PROP 13

Vote For 1

	TOTAL	VOTE %		Absentee	Early Voting	Election Day
For	253	43.77%	<div style="width: 43.77%;"><div style="width: 43.77%;"></div></div>	0	116	137
Against	325	56.23%	<div style="width: 56.23%;"><div style="width: 56.23%;"></div></div>	0	146	179
Total Votes Cast	578	100.00%	<div style="width: 100.00%;"><div style="width: 100.00%;"></div></div>	0	262	316
Overvotes	0			0	0	0
Undervotes	12			0	5	7

STATE PROP 14




Vote For 1

	TOTAL	VOTE %		Absentee	Early Voting	Election Day
For	432	74.74%	<div style="width: 74.74%;"><div style="width: 74.74%;"></div></div>	0	193	239
Against	146	25.26%	<div style="width: 25.26%;"><div style="width: 25.26%;"></div></div>	0	71	75
Total Votes Cast	578	100.00%	<div style="width: 100.00%;"><div style="width: 100.00%;"></div></div>	0	264	314
Overvotes	0			0	0	0
Undervotes	12			0	3	9

Precinct 0028




Proposition A City of Whitehouse

Vote For 1

	TOTAL	VOTE %		Absentee	Early Voting	Election Day
For	146	67.59%		0	69	77
Against	70	32.41%		0	35	35
Total Votes Cast	216	100.00%		0	104	112
Overvotes	0			0	0	0
Undervotes	1			0	0	1

Proposition A Whitehouse ISD

Vote For 1

	TOTAL	VOTE %		Absentee	Early Voting	Election Day
For	464	79.86%		0	210	254
Against	117	20.14%		0	53	64
Total Votes Cast	581	100.00%		0	263	318
Overvotes	0			0	0	0
Undervotes	9			0	4	5




Precinct 0029

Statistics

	TOTAL	Absentee	Early Voting	Election Day
Registered Voters - Total	2,031			
Ballots Cast - Total	269	1	69	199
Ballots Cast - Blank	0	0	0	0
Voter Turnout - Total	13.24%			




STATE PROP 1

Vote For 1

	TOTAL	VOTE %	Absentee	Early Voting	Election Day
For	220	82.71% 	1	46	173
Against	46	17.29% 	0	22	24
Total Votes Cast	266	100.00% 	1	68	197
Overvotes	0		0	0	0
Undervotes	3		0	1	2




STATE PROP 2

Vote For 1

	TOTAL	VOTE %	Absentee	Early Voting	Election Day
For	153	57.52% 	1	31	121
Against	113	42.48% 	0	35	78
Total Votes Cast	266	100.00% 	1	66	199
Overvotes	0		0	0	0
Undervotes	3		0	3	0




STATE PROP 3

Vote For 1

	TOTAL	VOTE %	Absentee	Early Voting	Election Day
For	219	82.95% 	1	57	161
Against	45	17.05% 	0	12	33
Total Votes Cast	264	100.00% 	1	69	194
Overvotes	0		0	0	0
Undervotes	5		0	0	5

STATE PROP 4

Vote For 1

	TOTAL	VOTE %	Absentee	Early Voting	Election Day
For	223	83.52% 	1	58	164
Against	44	16.48% 	0	11	33
Total Votes Cast	267	100.00% 	1	69	197
Overvotes	0		0	0	0
Undervotes	2		0	0	2

Precinct 0029

STATE PROP 5

Vote For 1

	TOTAL	VOTE %		Absentee	Early Voting	Election Day
For	129	49.24%	<div style="width: 49.24%;"><div style="width: 49.24%;"></div></div>	1	32	96
Against	133	50.76%	<div style="width: 50.76%;"><div style="width: 50.76%;"></div></div>	0	35	98
Total Votes Cast	262	100.00%	<div style="width: 100.00%;"><div style="width: 100.00%;"></div></div>	1	67	194
Overvotes	0			0	0	0
Undervotes	7			0	2	5

STATE PROP 6

Vote For 1

	TOTAL	VOTE %		Absentee	Early Voting	Election Day
For	172	66.41%	<div style="width: 66.41%;"><div style="width: 66.41%;"></div></div>	1	39	132
Against	87	33.59%	<div style="width: 33.59%;"><div style="width: 33.59%;"></div></div>	0	26	61
Total Votes Cast	259	100.00%	<div style="width: 100.00%;"><div style="width: 100.00%;"></div></div>	1	65	193
Overvotes	0			0	0	0
Undervotes	10			0	4	6

STATE PROP 7

Vote For 1

	TOTAL	VOTE %		Absentee	Early Voting	Election Day
For	164	62.60%	<div style="width: 62.60%;"><div style="width: 62.60%;"></div></div>	1	38	125
Against	98	37.40%	<div style="width: 37.40%;"><div style="width: 37.40%;"></div></div>	0	28	70
Total Votes Cast	262	100.00%	<div style="width: 100.00%;"><div style="width: 100.00%;"></div></div>	1	66	195
Overvotes	0			0	0	0
Undervotes	7			0	3	4

STATE PROP 8

Vote For 1

	TOTAL	VOTE %		Absentee	Early Voting	Election Day
For	158	59.62%	<div style="width: 59.62%;"><div style="width: 59.62%;"></div></div>	1	34	123
Against	107	40.38%	<div style="width: 40.38%;"><div style="width: 40.38%;"></div></div>	0	33	74
Total Votes Cast	265	100.00%	<div style="width: 100.00%;"><div style="width: 100.00%;"></div></div>	1	67	197
Overvotes	0			0	0	0
Undervotes	4			0	2	2

STATE PROP 9

Vote For 1

	TOTAL	VOTE %		Absentee	Early Voting	Election Day
For	205	76.78%	<div style="width: 76.78%;"><div style="width: 76.78%;"></div></div>	1	54	150
Against	62	23.22%	<div style="width: 23.22%;"><div style="width: 23.22%;"></div></div>	0	14	48
Total Votes Cast	267	100.00%	<div style="width: 100.00%;"><div style="width: 100.00%;"></div></div>	1	68	198
Overvotes	0			0	0	0
Undervotes	2			0	1	1

Precinct 0029

STATE PROP 10

Vote For 1

	TOTAL	VOTE %		Absentee	Early Voting	Election Day
For	122	47.10%		1	24	97
Against	137	52.90%		0	43	94
Total Votes Cast	259	100.00%		1	67	191
Overvotes	0			0	0	0
Undervotes	10			0	2	8

STATE PROP 11

Vote For 1

	TOTAL	VOTE %		Absentee	Early Voting	Election Day
For	110	43.65%		1	27	82
Against	142	56.35%		0	36	106
Total Votes Cast	252	100.00%		1	63	188
Overvotes	0			0	0	0
Undervotes	17			0	6	11

STATE PROP 12

Vote For 1

	TOTAL	VOTE %		Absentee	Early Voting	Election Day
For	117	47.76%		1	28	88
Against	128	52.24%		0	32	96
Total Votes Cast	245	100.00%		1	60	184
Overvotes	0			0	0	0
Undervotes	24			0	9	15

STATE PROP 13

Vote For 1

	TOTAL	VOTE %		Absentee	Early Voting	Election Day
For	81	30.45%		0	18	63
Against	185	69.55%		1	50	134
Total Votes Cast	266	100.00%		1	68	197
Overvotes	0			0	0	0
Undervotes	3			0	1	2

STATE PROP 14

Vote For 1

	TOTAL	VOTE %		Absentee	Early Voting	Election Day
For	175	66.29%		1	42	132
Against	89	33.71%		0	26	63
Total Votes Cast	264	100.00%		1	68	195
Overvotes	0			0	0	0
Undervotes	5			0	1	4

Precinct 0030

Statistics	TOTAL	Absentee	Early Voting	Election Day
Registered Voters - Total	4,744			
Ballots Cast - Total	692	15	339	338
Ballots Cast - Blank	0	0	0	0
Voter Turnout - Total	14.59%			

STATE PROP 1

Vote For 1

	TOTAL	VOTE %	Absentee	Early Voting	Election Day
For	586	85.67%	14	294	278
Against	98	14.33%	1	43	54
Total Votes Cast	684	100.00%	15	337	332
Overvotes	0		0	0	0
Undervotes	8		0	2	6

STATE PROP 2

Vote For 1

	TOTAL	VOTE %	Absentee	Early Voting	Election Day
For	436	65.47%	9	235	192
Against	230	34.53%	5	94	131
Total Votes Cast	666	100.00%	14	329	323
Overvotes	0		0	0	0
Undervotes	26		1	10	15

STATE PROP 3

Vote For 1

	TOTAL	VOTE %	Absentee	Early Voting	Election Day
For	549	81.45%	9	284	256
Against	125	18.55%	5	47	73
Total Votes Cast	674	100.00%	14	331	329
Overvotes	0		0	0	0
Undervotes	18		1	8	9

STATE PROP 4

Vote For 1

	TOTAL	VOTE %	Absentee	Early Voting	Election Day
For	584	86.26%	12	299	273
Against	93	13.74%	2	35	56
Total Votes Cast	677	100.00%	14	334	329
Overvotes	0		0	0	0
Undervotes	15		1	5	9

Precinct 0030

STATE PROP 5

Vote For 1

	TOTAL	VOTE %		Absentee	Early Voting	Election Day
For	432	64.48%		11	230	191
Against	238	35.52%		3	101	134
Total Votes Cast	670	100.00%		14	331	325
Overvotes	0			0	0	0
Undervotes	22			1	8	13

STATE PROP 6

Vote For 1

	TOTAL	VOTE %		Absentee	Early Voting	Election Day
For	533	79.43%		12	272	249
Against	138	20.57%		3	58	77
Total Votes Cast	671	100.00%		15	330	326
Overvotes	0			0	0	0
Undervotes	21			0	9	12

STATE PROP 7

Vote For 1

	TOTAL	VOTE %		Absentee	Early Voting	Election Day
For	485	72.39%		10	255	220
Against	185	27.61%		5	76	104
Total Votes Cast	670	100.00%		15	331	324
Overvotes	0			0	0	0
Undervotes	22			0	8	14

STATE PROP 8

Vote For 1

	TOTAL	VOTE %		Absentee	Early Voting	Election Day
For	487	72.04%		11	242	234
Against	189	27.96%		3	91	95
Total Votes Cast	676	100.00%		14	333	329
Overvotes	0			0	0	0
Undervotes	16			1	6	9

STATE PROP 9

Vote For 1

	TOTAL	VOTE %		Absentee	Early Voting	Election Day
For	580	84.80%		12	293	275
Against	104	15.20%		3	43	58
Total Votes Cast	684	100.00%		15	336	333
Overvotes	0			0	0	0
Undervotes	8			0	3	5

Precinct 0030

STATE PROP 10

Vote For 1

	TOTAL	VOTE %		Absentee	Early Voting	Election Day
For	396	59.19%		11	210	175
Against	273	40.81%		4	118	151
Total Votes Cast	669	100.00%		15	328	326
Overvotes	0			0	0	0
Undervotes	23			0	11	12

STATE PROP 11

Vote For 1

	TOTAL	VOTE %		Absentee	Early Voting	Election Day
For	382	60.63%		11	198	173
Against	248	39.37%		3	114	131
Total Votes Cast	630	100.00%		14	312	304
Overvotes	0			0	0	0
Undervotes	62			1	27	34

STATE PROP 12

Vote For 1

	TOTAL	VOTE %		Absentee	Early Voting	Election Day
For	338	55.14%		9	189	140
Against	275	44.86%		4	113	158
Total Votes Cast	613	100.00%		13	302	298
Overvotes	0			0	0	0
Undervotes	79			2	37	40

STATE PROP 13

Vote For 1

	TOTAL	VOTE %		Absentee	Early Voting	Election Day
For	271	40.51%		7	143	121
Against	398	59.49%		7	187	204
Total Votes Cast	669	100.00%		14	330	325
Overvotes	0			0	0	0
Undervotes	23			1	9	13

STATE PROP 14




Vote For 1

	TOTAL	VOTE %		Absentee	Early Voting	Election Day
For	523	77.83%		12	266	245
Against	149	22.17%		3	65	81
Total Votes Cast	672	100.00%		15	331	326
Overvotes	0			0	0	0
Undervotes	20			0	8	12

Precinct 0030




Proposition A City of Whitehouse

Vote For 1

	TOTAL	VOTE %		Absentee	Early Voting	Election Day
For	409	70.03%		11	201	197
Against	175	29.97%		3	87	85
Total Votes Cast	584	100.00%		14	288	282
Overvotes	0			0	0	0
Undervotes	14			1	7	6

Proposition A Whitehouse ISD

Vote For 1

	TOTAL	VOTE %		Absentee	Early Voting	Election Day
For	547	80.92%		14	279	254
Against	129	19.08%		1	53	75
Total Votes Cast	676	100.00%		15	332	329
Overvotes	0			0	0	0
Undervotes	16			0	7	9

Precinct 0031

Statistics

	TOTAL	Absentee	Early Voting	Election Day
Registered Voters - Total	3,625			
Ballots Cast - Total	574	14	222	338
Ballots Cast - Blank	1	0	0	1
Voter Turnout - Total	15.83%			

STATE PROP 1

Vote For 1

	TOTAL	VOTE %	Absentee	Early Voting	Election Day
For	467	82.07%	13	179	275
Against	102	17.93%	1	42	59
Total Votes Cast	569	100.00%	14	221	334
Overvotes	0		0	0	0
Undervotes	5		0	1	4

STATE PROP 2

Vote For 1

	TOTAL	VOTE %	Absentee	Early Voting	Election Day
For	349	61.88%	10	140	199
Against	215	38.12%	4	80	131
Total Votes Cast	564	100.00%	14	220	330
Overvotes	0		0	0	0
Undervotes	10		0	2	8

STATE PROP 3

Vote For 1

	TOTAL	VOTE %	Absentee	Early Voting	Election Day
For	474	83.45%	9	179	286
Against	94	16.55%	5	43	46
Total Votes Cast	568	100.00%	14	222	332
Overvotes	0		0	0	0
Undervotes	6		0	0	6

STATE PROP 4

Vote For 1

	TOTAL	VOTE %	Absentee	Early Voting	Election Day
For	481	84.98%	13	188	280
Against	85	15.02%	1	34	50
Total Votes Cast	566	100.00%	14	222	330
Overvotes	0		0	0	0
Undervotes	8		0	0	8

Precinct 0031

STATE PROP 5

Vote For 1

	TOTAL	VOTE %		Absentee	Early Voting	Election Day
For	312	55.22%	<div style="width: 55.22%;"><div style="width: 55.22%;"></div></div>	5	124	183
Against	253	44.78%	<div style="width: 44.78%;"><div style="width: 44.78%;"></div></div>	9	97	147
Total Votes Cast	565	100.00%	<div style="width: 100.00%;"><div style="width: 100.00%;"></div></div>	14	221	330
Overvotes	0			0	0	0
Undervotes	9			0	1	8

STATE PROP 6

Vote For 1

	TOTAL	VOTE %		Absentee	Early Voting	Election Day
For	396	69.96%	<div style="width: 69.96%;"><div style="width: 69.96%;"></div></div>	12	159	225
Against	170	30.04%	<div style="width: 30.04%;"><div style="width: 30.04%;"></div></div>	2	62	106
Total Votes Cast	566	100.00%	<div style="width: 100.00%;"><div style="width: 100.00%;"></div></div>	14	221	331
Overvotes	0			0	0	0
Undervotes	8			0	1	7

STATE PROP 7

Vote For 1

	TOTAL	VOTE %		Absentee	Early Voting	Election Day
For	359	63.43%	<div style="width: 63.43%;"><div style="width: 63.43%;"></div></div>	11	139	209
Against	207	36.57%	<div style="width: 36.57%;"><div style="width: 36.57%;"></div></div>	3	82	122
Total Votes Cast	566	100.00%	<div style="width: 100.00%;"><div style="width: 100.00%;"></div></div>	14	221	331
Overvotes	0			0	0	0
Undervotes	8			0	1	7

STATE PROP 8

Vote For 1

	TOTAL	VOTE %		Absentee	Early Voting	Election Day
For	349	61.88%	<div style="width: 61.88%;"><div style="width: 61.88%;"></div></div>	7	144	198
Against	215	38.12%	<div style="width: 38.12%;"><div style="width: 38.12%;"></div></div>	7	76	132
Total Votes Cast	564	100.00%	<div style="width: 100.00%;"><div style="width: 100.00%;"></div></div>	14	220	330
Overvotes	0			0	0	0
Undervotes	10			0	2	8

STATE PROP 9

Vote For 1

	TOTAL	VOTE %		Absentee	Early Voting	Election Day
For	425	74.96%	<div style="width: 74.96%;"><div style="width: 74.96%;"></div></div>	13	164	248
Against	142	25.04%	<div style="width: 25.04%;"><div style="width: 25.04%;"></div></div>	1	57	84
Total Votes Cast	567	100.00%	<div style="width: 100.00%;"><div style="width: 100.00%;"></div></div>	14	221	332
Overvotes	0			0	0	0
Undervotes	7			0	1	6

Precinct 0031

STATE PROP 10

Vote For 1

	TOTAL	VOTE %		Absentee	Early Voting	Election Day
For	320	56.64%	<div style="width: 56.64%;"><div style="width: 56.64%;"></div></div>	12	116	192
Against	245	43.36%	<div style="width: 43.36%;"><div style="width: 43.36%;"></div></div>	2	104	139
Total Votes Cast	565	100.00%	<div style="width: 100.00%;"><div style="width: 100.00%;"></div></div>	14	220	331
Overvotes	0			0	0	0
Undervotes	9			0	2	7

STATE PROP 11

Vote For 1

	TOTAL	VOTE %		Absentee	Early Voting	Election Day
For	284	52.50%	<div style="width: 52.50%;"><div style="width: 52.50%;"></div></div>	9	122	153
Against	257	47.50%	<div style="width: 47.50%;"><div style="width: 47.50%;"></div></div>	5	90	162
Total Votes Cast	541	100.00%	<div style="width: 100.00%;"><div style="width: 100.00%;"></div></div>	14	212	315
Overvotes	0			0	0	0
Undervotes	33			0	10	23

STATE PROP 12

Vote For 1

	TOTAL	VOTE %		Absentee	Early Voting	Election Day
For	287	54.77%	<div style="width: 54.77%;"><div style="width: 54.77%;"></div></div>	9	113	165
Against	237	45.23%	<div style="width: 45.23%;"><div style="width: 45.23%;"></div></div>	4	95	138
Total Votes Cast	524	100.00%	<div style="width: 100.00%;"><div style="width: 100.00%;"></div></div>	13	208	303
Overvotes	0			0	0	0
Undervotes	50			1	14	35

STATE PROP 13

Vote For 1

	TOTAL	VOTE %		Absentee	Early Voting	Election Day
For	188	33.45%	<div style="width: 33.45%;"><div style="width: 33.45%;"></div></div>	4	83	101
Against	374	66.55%	<div style="width: 66.55%;"><div style="width: 66.55%;"></div></div>	9	138	227
Total Votes Cast	562	100.00%	<div style="width: 100.00%;"><div style="width: 100.00%;"></div></div>	13	221	328
Overvotes	0			0	0	0
Undervotes	12			1	1	10

STATE PROP 14

Vote For 1

	TOTAL	VOTE %		Absentee	Early Voting	Election Day
For	393	69.80%	<div style="width: 69.80%;"><div style="width: 69.80%;"></div></div>	9	159	225
Against	170	30.20%	<div style="width: 30.20%;"><div style="width: 30.20%;"></div></div>	5	62	103
Total Votes Cast	563	100.00%	<div style="width: 100.00%;"><div style="width: 100.00%;"></div></div>	14	221	328
Overvotes	0			0	0	0
Undervotes	11			0	1	10

Precinct 0031

Proposition A Whitehouse ISD

Vote For 1

	TOTAL	VOTE %		Absentee	Early Voting	Election Day
For	23	74.19%		0	13	10
Against	8	25.81%		0	7	1
Total Votes Cast	31	100.00%		0	20	11
Overvotes	0			0	0	0
Undervotes	1			0	0	1

Precinct 0032

Statistics	TOTAL	Absentee	Early Voting	Election Day
Registered Voters - Total	1,003			
Ballots Cast - Total	77	3	20	54
Ballots Cast - Blank	0	0	0	0
Voter Turnout - Total	7.68%			

STATE PROP 1

Vote For 1

	TOTAL	VOTE %	Absentee	Early Voting	Election Day
For	67	87.01%	3	18	46
Against	10	12.99%	0	2	8
Total Votes Cast	77	100.00%	3	20	54
Overvotes	0		0	0	0
Undervotes	0		0	0	0

STATE PROP 2

Vote For 1

	TOTAL	VOTE %	Absentee	Early Voting	Election Day
For	48	64.86%	2	14	32
Against	26	35.14%	1	4	21
Total Votes Cast	74	100.00%	3	18	53
Overvotes	0		0	0	0
Undervotes	3		0	2	1

STATE PROP 3

Vote For 1

	TOTAL	VOTE %	Absentee	Early Voting	Election Day
For	54	71.05%	1	14	39
Against	22	28.95%	2	6	14
Total Votes Cast	76	100.00%	3	20	53
Overvotes	0		0	0	0
Undervotes	1		0	0	1

STATE PROP 4

Vote For 1

	TOTAL	VOTE %	Absentee	Early Voting	Election Day
For	63	82.89%	2	17	44
Against	13	17.11%	1	3	9
Total Votes Cast	76	100.00%	3	20	53
Overvotes	0		0	0	0
Undervotes	1		0	0	1

Precinct 0032

STATE PROP 5

Vote For 1

	TOTAL	VOTE %		Absentee	Early Voting	Election Day
For	38	50.67%	<div style="width: 50.67%;"><div style="width: 50.67%;"></div></div>	3	8	27
Against	37	49.33%	<div style="width: 49.33%;"><div style="width: 49.33%;"></div></div>	0	10	27
Total Votes Cast	75	100.00%	<div style="width: 100.00%;"><div style="width: 100.00%;"></div></div>	3	18	54
Overvotes	0			0	0	0
Undervotes	2			0	2	0

STATE PROP 6

Vote For 1

	TOTAL	VOTE %		Absentee	Early Voting	Election Day
For	58	75.32%	<div style="width: 75.32%;"><div style="width: 75.32%;"></div></div>	3	18	37
Against	19	24.68%	<div style="width: 24.68%;"><div style="width: 24.68%;"></div></div>	0	2	17
Total Votes Cast	77	100.00%	<div style="width: 100.00%;"><div style="width: 100.00%;"></div></div>	3	20	54
Overvotes	0			0	0	0
Undervotes	0			0	0	0

STATE PROP 7

Vote For 1

	TOTAL	VOTE %		Absentee	Early Voting	Election Day
For	55	71.43%	<div style="width: 71.43%;"><div style="width: 71.43%;"></div></div>	2	17	36
Against	22	28.57%	<div style="width: 28.57%;"><div style="width: 28.57%;"></div></div>	1	3	18
Total Votes Cast	77	100.00%	<div style="width: 100.00%;"><div style="width: 100.00%;"></div></div>	3	20	54
Overvotes	0			0	0	0
Undervotes	0			0	0	0

STATE PROP 8

Vote For 1

	TOTAL	VOTE %		Absentee	Early Voting	Election Day
For	49	64.47%	<div style="width: 64.47%;"><div style="width: 64.47%;"></div></div>	2	16	31
Against	27	35.53%	<div style="width: 35.53%;"><div style="width: 35.53%;"></div></div>	1	3	23
Total Votes Cast	76	100.00%	<div style="width: 100.00%;"><div style="width: 100.00%;"></div></div>	3	19	54
Overvotes	0			0	0	0
Undervotes	1			0	1	0

STATE PROP 9

Vote For 1

	TOTAL	VOTE %		Absentee	Early Voting	Election Day
For	58	75.32%	<div style="width: 75.32%;"><div style="width: 75.32%;"></div></div>	3	11	44
Against	19	24.68%	<div style="width: 24.68%;"><div style="width: 24.68%;"></div></div>	0	9	10
Total Votes Cast	77	100.00%	<div style="width: 100.00%;"><div style="width: 100.00%;"></div></div>	3	20	54
Overvotes	0			0	0	0
Undervotes	0			0	0	0

Precinct 0032

STATE PROP 10

Vote For 1

	TOTAL	VOTE %		Absentee	Early Voting	Election Day
For	45	60.00%	<div style="width: 60%;"><div style="width: 60%;"></div></div>	2	14	29
Against	30	40.00%	<div style="width: 40%;"><div style="width: 40%;"></div></div>	1	4	25
Total Votes Cast	75	100.00%	<div style="width: 100%;"><div style="width: 100%;"></div></div>	3	18	54
Overvotes	0			0	0	0
Undervotes	2			0	2	0

STATE PROP 11

Vote For 1

	TOTAL	VOTE %		Absentee	Early Voting	Election Day
For	42	56.00%	<div style="width: 56%;"><div style="width: 56%;"></div></div>	2	10	30
Against	33	44.00%	<div style="width: 44%;"><div style="width: 44%;"></div></div>	1	8	24
Total Votes Cast	75	100.00%	<div style="width: 100%;"><div style="width: 100%;"></div></div>	3	18	54
Overvotes	0			0	0	0
Undervotes	2			0	2	0

STATE PROP 12

Vote For 1

	TOTAL	VOTE %		Absentee	Early Voting	Election Day
For	30	41.67%	<div style="width: 41.67%;"><div style="width: 41.67%;"></div></div>	1	5	24
Against	42	58.33%	<div style="width: 58.33%;"><div style="width: 58.33%;"></div></div>	2	13	27
Total Votes Cast	72	100.00%	<div style="width: 100%;"><div style="width: 100%;"></div></div>	3	18	51
Overvotes	0			0	0	0
Undervotes	5			0	2	3

STATE PROP 13

Vote For 1

	TOTAL	VOTE %		Absentee	Early Voting	Election Day
For	29	38.16%	<div style="width: 38.16%;"><div style="width: 38.16%;"></div></div>	0	13	16
Against	47	61.84%	<div style="width: 61.84%;"><div style="width: 61.84%;"></div></div>	3	7	37
Total Votes Cast	76	100.00%	<div style="width: 100%;"><div style="width: 100%;"></div></div>	3	20	53
Overvotes	0			0	0	0
Undervotes	1			0	0	1

STATE PROP 14

Vote For 1

	TOTAL	VOTE %		Absentee	Early Voting	Election Day
For	52	68.42%	<div style="width: 68.42%;"><div style="width: 68.42%;"></div></div>	2	14	36
Against	24	31.58%	<div style="width: 31.58%;"><div style="width: 31.58%;"></div></div>	1	5	18
Total Votes Cast	76	100.00%	<div style="width: 100%;"><div style="width: 100%;"></div></div>	3	19	54
Overvotes	0			0	0	0
Undervotes	1			0	1	0

Precinct 0033

Statistics	TOTAL	Absentee	Early Voting	Election Day
Registered Voters - Total	1,121			
Ballots Cast - Total	187	6	70	111
Ballots Cast - Blank	0	0	0	0
Voter Turnout - Total	16.68%			

STATE PROP 1

Vote For 1

	TOTAL	VOTE %	Absentee	Early Voting	Election Day
For	151	81.18%	4	60	87
Against	35	18.82%	2	9	24
Total Votes Cast	186	100.00%	6	69	111
Overvotes	0		0	0	0
Undervotes	1		0	1	0

STATE PROP 2

Vote For 1

	TOTAL	VOTE %	Absentee	Early Voting	Election Day
For	114	62.64%	4	41	69
Against	68	37.36%	2	27	39
Total Votes Cast	182	100.00%	6	68	108
Overvotes	0		0	0	0
Undervotes	5		0	2	3

STATE PROP 3

Vote For 1

	TOTAL	VOTE %	Absentee	Early Voting	Election Day
For	152	83.52%	4	57	91
Against	30	16.48%	1	12	17
Total Votes Cast	182	100.00%	5	69	108
Overvotes	0		0	0	0
Undervotes	5		1	1	3

STATE PROP 4

Vote For 1

	TOTAL	VOTE %	Absentee	Early Voting	Election Day
For	152	83.06%	4	61	87
Against	31	16.94%	1	9	21
Total Votes Cast	183	100.00%	5	70	108
Overvotes	0		0	0	0
Undervotes	4		1	0	3

Precinct 0033

STATE PROP 5

Vote For 1

	TOTAL	VOTE %		Absentee	Early Voting	Election Day
For	104	56.22%	<div style="width: 56.22%;"><div style="width: 56.22%;"></div></div>	5	39	60
Against	81	43.78%	<div style="width: 43.78%;"><div style="width: 43.78%;"></div></div>	1	31	49
Total Votes Cast	185	100.00%	<div style="width: 100.00%;"><div style="width: 100.00%;"></div></div>	6	70	109
Overvotes	0			0	0	0
Undervotes	2			0	0	2

STATE PROP 6

Vote For 1

	TOTAL	VOTE %		Absentee	Early Voting	Election Day
For	139	75.54%	<div style="width: 75.54%;"><div style="width: 75.54%;"></div></div>	5	52	82
Against	45	24.46%	<div style="width: 24.46%;"><div style="width: 24.46%;"></div></div>	1	16	28
Total Votes Cast	184	100.00%	<div style="width: 100.00%;"><div style="width: 100.00%;"></div></div>	6	68	110
Overvotes	0			0	0	0
Undervotes	3			0	2	1

STATE PROP 7

Vote For 1

	TOTAL	VOTE %		Absentee	Early Voting	Election Day
For	137	73.66%	<div style="width: 73.66%;"><div style="width: 73.66%;"></div></div>	3	53	81
Against	49	26.34%	<div style="width: 26.34%;"><div style="width: 26.34%;"></div></div>	3	17	29
Total Votes Cast	186	100.00%	<div style="width: 100.00%;"><div style="width: 100.00%;"></div></div>	6	70	110
Overvotes	0			0	0	0
Undervotes	1			0	0	1

STATE PROP 8

Vote For 1

	TOTAL	VOTE %		Absentee	Early Voting	Election Day
For	124	66.67%	<div style="width: 66.67%;"><div style="width: 66.67%;"></div></div>	5	49	70
Against	62	33.33%	<div style="width: 33.33%;"><div style="width: 33.33%;"></div></div>	1	21	40
Total Votes Cast	186	100.00%	<div style="width: 100.00%;"><div style="width: 100.00%;"></div></div>	6	70	110
Overvotes	0			0	0	0
Undervotes	1			0	0	1

STATE PROP 9

Vote For 1

	TOTAL	VOTE %		Absentee	Early Voting	Election Day
For	150	80.65%	<div style="width: 80.65%;"><div style="width: 80.65%;"></div></div>	5	60	85
Against	36	19.35%	<div style="width: 19.35%;"><div style="width: 19.35%;"></div></div>	1	10	25
Total Votes Cast	186	100.00%	<div style="width: 100.00%;"><div style="width: 100.00%;"></div></div>	6	70	110
Overvotes	0			0	0	0
Undervotes	1			0	0	1

Precinct 0033

STATE PROP 10

Vote For 1

	TOTAL	VOTE %		Absentee	Early Voting	Election Day
For	99	54.40%	<div style="width: 54.40%;"><div style="width: 54.40%;"></div></div>	5	41	53
Against	83	45.60%	<div style="width: 45.60%;"><div style="width: 45.60%;"></div></div>	1	27	55
Total Votes Cast	182	100.00%	<div style="width: 100.00%;"><div style="width: 100.00%;"></div></div>	6	68	108
Overvotes	0			0	0	0
Undervotes	5			0	2	3

STATE PROP 11

Vote For 1

	TOTAL	VOTE %		Absentee	Early Voting	Election Day
For	92	52.57%	<div style="width: 52.57%;"><div style="width: 52.57%;"></div></div>	3	33	56
Against	83	47.43%	<div style="width: 47.43%;"><div style="width: 47.43%;"></div></div>	1	35	47
Total Votes Cast	175	100.00%	<div style="width: 100.00%;"><div style="width: 100.00%;"></div></div>	4	68	103
Overvotes	0			0	0	0
Undervotes	12			2	2	8

STATE PROP 12

Vote For 1

	TOTAL	VOTE %		Absentee	Early Voting	Election Day
For	94	54.65%	<div style="width: 54.65%;"><div style="width: 54.65%;"></div></div>	3	43	48
Against	78	45.35%	<div style="width: 45.35%;"><div style="width: 45.35%;"></div></div>	1	22	55
Total Votes Cast	172	100.00%	<div style="width: 100.00%;"><div style="width: 100.00%;"></div></div>	4	65	103
Overvotes	0			0	0	0
Undervotes	15			2	5	8

STATE PROP 13

Vote For 1

	TOTAL	VOTE %		Absentee	Early Voting	Election Day
For	80	43.01%	<div style="width: 43.01%;"><div style="width: 43.01%;"></div></div>	1	37	42
Against	106	56.99%	<div style="width: 56.99%;"><div style="width: 56.99%;"></div></div>	5	33	68
Total Votes Cast	186	100.00%	<div style="width: 100.00%;"><div style="width: 100.00%;"></div></div>	6	70	110
Overvotes	0			0	0	0
Undervotes	1			0	0	1

STATE PROP 14

Vote For 1




	TOTAL	VOTE %		Absentee	Early Voting	Election Day
For	135	72.58%	<div style="width: 72.58%;"><div style="width: 72.58%;"></div></div>	5	50	80
Against	51	27.42%	<div style="width: 27.42%;"><div style="width: 27.42%;"></div></div>	1	20	30
Total Votes Cast	186	100.00%	<div style="width: 100.00%;"><div style="width: 100.00%;"></div></div>	6	70	110
Overvotes	0			0	0	0
Undervotes	1			0	0	1

Precinct 0034

Statistics	TOTAL	Absentee	Early Voting	Election Day
Registered Voters - Total	1,241			
Ballots Cast - Total	156	4	83	69
Ballots Cast - Blank	0	0	0	0
Voter Turnout - Total	12.57%			




STATE PROP 1

Vote For 1

	TOTAL	VOTE %	Absentee	Early Voting	Election Day
For	110	72.37% 	1	59	50
Against	42	27.63% 	1	22	19
Total Votes Cast	152	100.00% 	2	81	69
Overvotes	0		0	0	0
Undervotes	4		2	2	0




STATE PROP 2

Vote For 1

	TOTAL	VOTE %	Absentee	Early Voting	Election Day
For	113	75.84% 	2	60	51
Against	36	24.16% 	0	20	16
Total Votes Cast	149	100.00% 	2	80	67
Overvotes	0		0	0	0
Undervotes	7		2	3	2




STATE PROP 3

Vote For 1

	TOTAL	VOTE %	Absentee	Early Voting	Election Day
For	80	54.42% 	0	43	37
Against	67	45.58% 	2	36	29
Total Votes Cast	147	100.00% 	2	79	66
Overvotes	0		0	0	0
Undervotes	9		2	4	3

STATE PROP 4

Vote For 1

	TOTAL	VOTE %	Absentee	Early Voting	Election Day
For	101	65.58% 	4	53	44
Against	53	34.42% 	0	29	24
Total Votes Cast	154	100.00% 	4	82	68
Overvotes	0		0	0	0
Undervotes	2		0	1	1

Precinct 0034

STATE PROP 5

Vote For 1

	TOTAL	VOTE %		Absentee	Early Voting	Election Day
For	113	74.34%	<div style="width: 74.34%;"><div style="width: 74.34%;"></div></div>	2	66	45
Against	39	25.66%	<div style="width: 25.66%;"><div style="width: 25.66%;"></div></div>	0	16	23
Total Votes Cast	152	100.00%	<div style="width: 100.00%;"><div style="width: 100.00%;"></div></div>	2	82	68
Overvotes	0			0	0	0
Undervotes	4			2	1	1

STATE PROP 6

Vote For 1

	TOTAL	VOTE %		Absentee	Early Voting	Election Day
For	97	64.24%	<div style="width: 64.24%;"><div style="width: 64.24%;"></div></div>	2	53	42
Against	54	35.76%	<div style="width: 35.76%;"><div style="width: 35.76%;"></div></div>	0	29	25
Total Votes Cast	151	100.00%	<div style="width: 100.00%;"><div style="width: 100.00%;"></div></div>	2	82	67
Overvotes	0			0	0	0
Undervotes	5			2	1	2

STATE PROP 7

Vote For 1

	TOTAL	VOTE %		Absentee	Early Voting	Election Day
For	80	53.33%	<div style="width: 53.33%;"><div style="width: 53.33%;"></div></div>	1	42	37
Against	70	46.67%	<div style="width: 46.67%;"><div style="width: 46.67%;"></div></div>	1	39	30
Total Votes Cast	150	100.00%	<div style="width: 100.00%;"><div style="width: 100.00%;"></div></div>	2	81	67
Overvotes	0			0	0	0
Undervotes	6			2	2	2

STATE PROP 8

Vote For 1

	TOTAL	VOTE %		Absentee	Early Voting	Election Day
For	115	75.66%	<div style="width: 75.66%;"><div style="width: 75.66%;"></div></div>	2	63	50
Against	37	24.34%	<div style="width: 24.34%;"><div style="width: 24.34%;"></div></div>	0	19	18
Total Votes Cast	152	100.00%	<div style="width: 100.00%;"><div style="width: 100.00%;"></div></div>	2	82	68
Overvotes	0			0	0	0
Undervotes	4			2	1	1

STATE PROP 9

Vote For 1

	TOTAL	VOTE %		Absentee	Early Voting	Election Day
For	125	81.70%	<div style="width: 81.70%;"><div style="width: 81.70%;"></div></div>	2	68	55
Against	28	18.30%	<div style="width: 18.30%;"><div style="width: 18.30%;"></div></div>	0	15	13
Total Votes Cast	153	100.00%	<div style="width: 100.00%;"><div style="width: 100.00%;"></div></div>	2	83	68
Overvotes	0			0	0	0
Undervotes	3			2	0	1

Precinct 0034

STATE PROP 10

Vote For 1

	TOTAL	VOTE %		Absentee	Early Voting	Election Day
For	83	55.70%	<div style="width: 55.70%;"><div style="width: 55.70%;"></div></div>	1	45	37
Against	66	44.30%	<div style="width: 44.30%;"><div style="width: 44.30%;"></div></div>	1	36	29
Total Votes Cast	149	100.00%	<div style="width: 100.00%;"><div style="width: 100.00%;"></div></div>	2	81	66
Overvotes	0			0	0	0
Undervotes	7			2	2	3

STATE PROP 11

Vote For 1

	TOTAL	VOTE %		Absentee	Early Voting	Election Day
For	93	62.42%	<div style="width: 62.42%;"><div style="width: 62.42%;"></div></div>	2	47	44
Against	56	37.58%	<div style="width: 37.58%;"><div style="width: 37.58%;"></div></div>	0	33	23
Total Votes Cast	149	100.00%	<div style="width: 100.00%;"><div style="width: 100.00%;"></div></div>	2	80	67
Overvotes	0			0	0	0
Undervotes	7			2	3	2

STATE PROP 12

Vote For 1

	TOTAL	VOTE %		Absentee	Early Voting	Election Day
For	52	36.36%	<div style="width: 36.36%;"><div style="width: 36.36%;"></div></div>	1	26	25
Against	91	63.64%	<div style="width: 63.64%;"><div style="width: 63.64%;"></div></div>	1	48	42
Total Votes Cast	143	100.00%	<div style="width: 100.00%;"><div style="width: 100.00%;"></div></div>	2	74	67
Overvotes	0			0	0	0
Undervotes	13			2	9	2

STATE PROP 13

Vote For 1

	TOTAL	VOTE %		Absentee	Early Voting	Election Day
For	56	37.33%	<div style="width: 37.33%;"><div style="width: 37.33%;"></div></div>	1	27	28
Against	94	62.67%	<div style="width: 62.67%;"><div style="width: 62.67%;"></div></div>	1	53	40
Total Votes Cast	150	100.00%	<div style="width: 100.00%;"><div style="width: 100.00%;"></div></div>	2	80	68
Overvotes	0			0	0	0
Undervotes	6			2	3	1

STATE PROP 14

Vote For 1

	TOTAL	VOTE %		Absentee	Early Voting	Election Day
For	105	70.95%	<div style="width: 70.95%;"><div style="width: 70.95%;"></div></div>	2	53	50
Against	43	29.05%	<div style="width: 29.05%;"><div style="width: 29.05%;"></div></div>	0	26	17
Total Votes Cast	148	100.00%	<div style="width: 100.00%;"><div style="width: 100.00%;"></div></div>	2	79	67
Overvotes	0			0	0	0
Undervotes	8			2	4	2




Precinct 0035

Statistics

	TOTAL	Absentee	Early Voting	Election Day
Registered Voters - Total	2,857			
Ballots Cast - Total	305	9	133	163
Ballots Cast - Blank	1	0	1	0
Voter Turnout - Total	10.68%			




STATE PROP 1

Vote For 1

	TOTAL	VOTE %		Absentee	Early Voting	Election Day
For	217	72.82%		7	92	118
Against	81	27.18%		0	39	42
Total Votes Cast	298	100.00%		7	131	160
Overvotes	0			0	0	0
Undervotes	7			2	2	3




STATE PROP 2

Vote For 1

	TOTAL	VOTE %		Absentee	Early Voting	Election Day
For	211	71.77%		7	82	122
Against	83	28.23%		0	48	35
Total Votes Cast	294	100.00%		7	130	157
Overvotes	0			0	0	0
Undervotes	11			2	3	6




STATE PROP 3

Vote For 1

	TOTAL	VOTE %		Absentee	Early Voting	Election Day
For	202	68.24%		5	81	116
Against	94	31.76%		2	47	45
Total Votes Cast	296	100.00%		7	128	161
Overvotes	0			0	0	0
Undervotes	9			2	5	2

STATE PROP 4

Vote For 1

	TOTAL	VOTE %		Absentee	Early Voting	Election Day
For	215	72.39%		5	88	122
Against	82	27.61%		2	41	39
Total Votes Cast	297	100.00%		7	129	161
Overvotes	0			0	0	0
Undervotes	8			2	4	2

Precinct 0035

STATE PROP 5

Vote For 1

	TOTAL	VOTE %		Absentee	Early Voting	Election Day
For	201	67.68%	<div style="width: 67.68%;"><div style="width: 67.68%;"></div></div>	6	87	108
Against	96	32.32%	<div style="width: 32.32%;"><div style="width: 32.32%;"></div></div>	1	45	50
Total Votes Cast	297	100.00%	<div style="width: 100.00%;"><div style="width: 100.00%;"></div></div>	7	132	158
Overvotes	0			0	0	0
Undervotes	8			2	1	5

STATE PROP 6

Vote For 1

	TOTAL	VOTE %		Absentee	Early Voting	Election Day
For	210	70.23%	<div style="width: 70.23%;"><div style="width: 70.23%;"></div></div>	6	88	116
Against	89	29.77%	<div style="width: 29.77%;"><div style="width: 29.77%;"></div></div>	1	43	45
Total Votes Cast	299	100.00%	<div style="width: 100.00%;"><div style="width: 100.00%;"></div></div>	7	131	161
Overvotes	0			0	0	0
Undervotes	6			2	2	2

STATE PROP 7

Vote For 1

	TOTAL	VOTE %		Absentee	Early Voting	Election Day
For	176	58.86%	<div style="width: 58.86%;"><div style="width: 58.86%;"></div></div>	5	72	99
Against	123	41.14%	<div style="width: 41.14%;"><div style="width: 41.14%;"></div></div>	2	59	62
Total Votes Cast	299	100.00%	<div style="width: 100.00%;"><div style="width: 100.00%;"></div></div>	7	131	161
Overvotes	0			0	0	0
Undervotes	6			2	2	2

STATE PROP 8

Vote For 1

	TOTAL	VOTE %		Absentee	Early Voting	Election Day
For	223	74.83%	<div style="width: 74.83%;"><div style="width: 74.83%;"></div></div>	7	95	121
Against	75	25.17%	<div style="width: 25.17%;"><div style="width: 25.17%;"></div></div>	0	36	39
Total Votes Cast	298	100.00%	<div style="width: 100.00%;"><div style="width: 100.00%;"></div></div>	7	131	160
Overvotes	0			0	0	0
Undervotes	7			2	2	3

STATE PROP 9

Vote For 1

	TOTAL	VOTE %		Absentee	Early Voting	Election Day
For	251	83.39%	<div style="width: 83.39%;"><div style="width: 83.39%;"></div></div>	9	111	131
Against	50	16.61%	<div style="width: 16.61%;"><div style="width: 16.61%;"></div></div>	0	20	30
Total Votes Cast	301	100.00%	<div style="width: 100.00%;"><div style="width: 100.00%;"></div></div>	9	131	161
Overvotes	0			0	0	0
Undervotes	4			0	2	2

Precinct 0035

STATE PROP 10

Vote For 1

	TOTAL	VOTE %		Absentee	Early Voting	Election Day
For	173	58.45%	<div style="width: 58.45%;"><div style="width: 58.45%;"></div></div>	6	69	98
Against	123	41.55%	<div style="width: 41.55%;"><div style="width: 41.55%;"></div></div>	1	62	60
Total Votes Cast	296	100.00%	<div style="width: 100.00%;"><div style="width: 100.00%;"></div></div>	7	131	158
Overvotes	0			0	0	0
Undervotes	9			2	2	5

STATE PROP 11

Vote For 1

	TOTAL	VOTE %		Absentee	Early Voting	Election Day
For	195	68.66%	<div style="width: 68.66%;"><div style="width: 68.66%;"></div></div>	7	86	102
Against	89	31.34%	<div style="width: 31.34%;"><div style="width: 31.34%;"></div></div>	0	38	51
Total Votes Cast	284	100.00%	<div style="width: 100.00%;"><div style="width: 100.00%;"></div></div>	7	124	153
Overvotes	0			0	0	0
Undervotes	21			2	9	10

STATE PROP 12

Vote For 1

	TOTAL	VOTE %		Absentee	Early Voting	Election Day
For	130	47.62%	<div style="width: 47.62%;"><div style="width: 47.62%;"></div></div>	6	63	61
Against	143	52.38%	<div style="width: 52.38%;"><div style="width: 52.38%;"></div></div>	1	59	83
Total Votes Cast	273	100.00%	<div style="width: 100.00%;"><div style="width: 100.00%;"></div></div>	7	122	144
Overvotes	0			0	0	0
Undervotes	32			2	11	19

STATE PROP 13

Vote For 1

	TOTAL	VOTE %		Absentee	Early Voting	Election Day
For	123	41.55%	<div style="width: 41.55%;"><div style="width: 41.55%;"></div></div>	6	54	63
Against	173	58.45%	<div style="width: 58.45%;"><div style="width: 58.45%;"></div></div>	1	77	95
Total Votes Cast	296	100.00%	<div style="width: 100.00%;"><div style="width: 100.00%;"></div></div>	7	131	158
Overvotes	0			0	0	0
Undervotes	9			2	2	5

STATE PROP 14

Vote For 1

	TOTAL	VOTE %		Absentee	Early Voting	Election Day
For	228	77.55%	<div style="width: 77.55%;"><div style="width: 77.55%;"></div></div>	6	95	127
Against	66	22.45%	<div style="width: 22.45%;"><div style="width: 22.45%;"></div></div>	0	34	32
Total Votes Cast	294	100.00%	<div style="width: 100.00%;"><div style="width: 100.00%;"></div></div>	6	129	159
Overvotes	0			0	0	0
Undervotes	11			3	4	4

Precinct 0036

Statistics

	TOTAL	Absentee	Early Voting	Election Day
Registered Voters - Total	3,221			
Ballots Cast - Total	221	4	99	118
Ballots Cast - Blank	1	0	0	1
Voter Turnout - Total	6.86%			

STATE PROP 1

Vote For 1

	TOTAL	VOTE %	Absentee	Early Voting	Election Day
For	142	66.05%	3	62	77
Against	73	33.95%	1	37	35
Total Votes Cast	215	100.00%	4	99	112
Overvotes	0		0	0	0
Undervotes	6		0	0	6

STATE PROP 2

Vote For 1

	TOTAL	VOTE %	Absentee	Early Voting	Election Day
For	152	72.38%	3	79	70
Against	58	27.62%	1	20	37
Total Votes Cast	210	100.00%	4	99	107
Overvotes	0		0	0	0
Undervotes	11		0	0	11

STATE PROP 3

Vote For 1

	TOTAL	VOTE %	Absentee	Early Voting	Election Day
For	111	52.11%	2	45	64
Against	102	47.89%	2	54	46
Total Votes Cast	213	100.00%	4	99	110
Overvotes	0		0	0	0
Undervotes	8		0	0	8

STATE PROP 4

Vote For 1

	TOTAL	VOTE %	Absentee	Early Voting	Election Day
For	122	58.10%	3	53	66
Against	88	41.90%	0	44	44
Total Votes Cast	210	100.00%	3	97	110
Overvotes	0		0	0	0
Undervotes	11		1	2	8

Precinct 0036

STATE PROP 5

Vote For 1

	TOTAL	VOTE %		Absentee	Early Voting	Election Day
For	145	68.08%	<div style="width: 68.08%;"><div style="width: 68.08%;"></div></div>	2	71	72
Against	68	31.92%	<div style="width: 31.92%;"><div style="width: 31.92%;"></div></div>	2	27	39
Total Votes Cast	213	100.00%	<div style="width: 100.00%;"><div style="width: 100.00%;"></div></div>	4	98	111
Overvotes	0			0	0	0
Undervotes	8			0	1	7

STATE PROP 6

Vote For 1

	TOTAL	VOTE %		Absentee	Early Voting	Election Day
For	132	61.68%	<div style="width: 61.68%;"><div style="width: 61.68%;"></div></div>	4	63	65
Against	82	38.32%	<div style="width: 38.32%;"><div style="width: 38.32%;"></div></div>	0	36	46
Total Votes Cast	214	100.00%	<div style="width: 100.00%;"><div style="width: 100.00%;"></div></div>	4	99	111
Overvotes	0			0	0	0
Undervotes	7			0	0	7

STATE PROP 7

Vote For 1

	TOTAL	VOTE %		Absentee	Early Voting	Election Day
For	110	51.64%	<div style="width: 51.64%;"><div style="width: 51.64%;"></div></div>	4	50	56
Against	103	48.36%	<div style="width: 48.36%;"><div style="width: 48.36%;"></div></div>	0	48	55
Total Votes Cast	213	100.00%	<div style="width: 100.00%;"><div style="width: 100.00%;"></div></div>	4	98	111
Overvotes	0			0	0	0
Undervotes	8			0	1	7

STATE PROP 8

Vote For 1

	TOTAL	VOTE %		Absentee	Early Voting	Election Day
For	167	77.67%	<div style="width: 77.67%;"><div style="width: 77.67%;"></div></div>	4	82	81
Against	48	22.33%	<div style="width: 22.33%;"><div style="width: 22.33%;"></div></div>	0	17	31
Total Votes Cast	215	100.00%	<div style="width: 100.00%;"><div style="width: 100.00%;"></div></div>	4	99	112
Overvotes	0			0	0	0
Undervotes	6			0	0	6

STATE PROP 9

Vote For 1

	TOTAL	VOTE %		Absentee	Early Voting	Election Day
For	197	90.37%	<div style="width: 90.37%;"><div style="width: 90.37%;"></div></div>	4	92	101
Against	21	9.63%	<div style="width: 9.63%;"><div style="width: 9.63%;"></div></div>	0	7	14
Total Votes Cast	218	100.00%	<div style="width: 100.00%;"><div style="width: 100.00%;"></div></div>	4	99	115
Overvotes	0			0	0	0
Undervotes	3			0	0	3

Precinct 0036

STATE PROP 10

Vote For 1

	TOTAL	VOTE %		Absentee	Early Voting	Election Day
For	104	48.60%	<div style="width: 48.60%;"><div style="width: 48.60%;"></div></div>	3	48	53
Against	110	51.40%	<div style="width: 51.40%;"><div style="width: 51.40%;"></div></div>	1	51	58
Total Votes Cast	214	100.00%	<div style="width: 100.00%;"><div style="width: 100.00%;"></div></div>	4	99	111
Overvotes	0			0	0	0
Undervotes	7			0	0	7

STATE PROP 11

Vote For 1

	TOTAL	VOTE %		Absentee	Early Voting	Election Day
For	147	68.69%	<div style="width: 68.69%;"><div style="width: 68.69%;"></div></div>	2	71	74
Against	67	31.31%	<div style="width: 31.31%;"><div style="width: 31.31%;"></div></div>	2	27	38
Total Votes Cast	214	100.00%	<div style="width: 100.00%;"><div style="width: 100.00%;"></div></div>	4	98	112
Overvotes	0			0	0	0
Undervotes	7			0	1	6

STATE PROP 12

Vote For 1

	TOTAL	VOTE %		Absentee	Early Voting	Election Day
For	70	33.98%	<div style="width: 33.98%;"><div style="width: 33.98%;"></div></div>	2	27	41
Against	136	66.02%	<div style="width: 66.02%;"><div style="width: 66.02%;"></div></div>	2	67	67
Total Votes Cast	206	100.00%	<div style="width: 100.00%;"><div style="width: 100.00%;"></div></div>	4	94	108
Overvotes	0			0	0	0
Undervotes	15			0	5	10

STATE PROP 13

Vote For 1

	TOTAL	VOTE %		Absentee	Early Voting	Election Day
For	82	38.86%	<div style="width: 38.86%;"><div style="width: 38.86%;"></div></div>	3	42	37
Against	129	61.14%	<div style="width: 61.14%;"><div style="width: 61.14%;"></div></div>	1	54	74
Total Votes Cast	211	100.00%	<div style="width: 100.00%;"><div style="width: 100.00%;"></div></div>	4	96	111
Overvotes	0			0	0	0
Undervotes	10			0	3	7

STATE PROP 14

Vote For 1

	TOTAL	VOTE %		Absentee	Early Voting	Election Day
For	178	82.41%	<div style="width: 82.41%;"><div style="width: 82.41%;"></div></div>	4	86	88
Against	38	17.59%	<div style="width: 17.59%;"><div style="width: 17.59%;"></div></div>	0	13	25
Total Votes Cast	216	100.00%	<div style="width: 100.00%;"><div style="width: 100.00%;"></div></div>	4	99	113
Overvotes	0			0	0	0
Undervotes	5			0	0	5

Precinct 0037

Statistics

	TOTAL	Absentee	Early Voting	Election Day
Registered Voters - Total	1,931			
Ballots Cast - Total	345	0	139	206
Ballots Cast - Blank	0	0	0	0
Voter Turnout - Total	17.87%			

STATE PROP 1

Vote For 1

	TOTAL	VOTE %	Absentee	Early Voting	Election Day
For	288	83.48%	0	111	177
Against	57	16.52%	0	28	29
Total Votes Cast	345	100.00%	0	139	206
Overvotes	0		0	0	0
Undervotes	0		0	0	0

STATE PROP 2

Vote For 1

	TOTAL	VOTE %	Absentee	Early Voting	Election Day
For	192	56.64%	0	81	111
Against	147	43.36%	0	55	92
Total Votes Cast	339	100.00%	0	136	203
Overvotes	0		0	0	0
Undervotes	6		0	3	3

STATE PROP 3

Vote For 1

	TOTAL	VOTE %	Absentee	Early Voting	Election Day
For	285	83.58%	0	114	171
Against	56	16.42%	0	23	33
Total Votes Cast	341	100.00%	0	137	204
Overvotes	0		0	0	0
Undervotes	4		0	2	2

STATE PROP 4

Vote For 1

	TOTAL	VOTE %	Absentee	Early Voting	Election Day
For	289	84.01%	0	114	175
Against	55	15.99%	0	25	30
Total Votes Cast	344	100.00%	0	139	205
Overvotes	0		0	0	0
Undervotes	1		0	0	1

Precinct 0037

STATE PROP 5

Vote For 1

	TOTAL	VOTE %		Absentee	Early Voting	Election Day
For	176	52.38%	<div style="width: 52.38%;"><div style="width: 52.38%;"></div></div>	0	75	101
Against	160	47.62%	<div style="width: 47.62%;"><div style="width: 47.62%;"></div></div>	0	61	99
Total Votes Cast	336	100.00%	<div style="width: 100.00%;"><div style="width: 100.00%;"></div></div>	0	136	200
Overvotes	0			0	0	0
Undervotes	9			0	3	6

STATE PROP 6

Vote For 1

	TOTAL	VOTE %		Absentee	Early Voting	Election Day
For	250	73.31%	<div style="width: 73.31%;"><div style="width: 73.31%;"></div></div>	0	102	148
Against	91	26.69%	<div style="width: 26.69%;"><div style="width: 26.69%;"></div></div>	0	35	56
Total Votes Cast	341	100.00%	<div style="width: 100.00%;"><div style="width: 100.00%;"></div></div>	0	137	204
Overvotes	0			0	0	0
Undervotes	4			0	2	2

STATE PROP 7

Vote For 1

	TOTAL	VOTE %		Absentee	Early Voting	Election Day
For	227	66.57%	<div style="width: 66.57%;"><div style="width: 66.57%;"></div></div>	0	94	133
Against	114	33.43%	<div style="width: 33.43%;"><div style="width: 33.43%;"></div></div>	0	43	71
Total Votes Cast	341	100.00%	<div style="width: 100.00%;"><div style="width: 100.00%;"></div></div>	0	137	204
Overvotes	0			0	0	0
Undervotes	4			0	2	2

STATE PROP 8

Vote For 1

	TOTAL	VOTE %		Absentee	Early Voting	Election Day
For	217	63.82%	<div style="width: 63.82%;"><div style="width: 63.82%;"></div></div>	0	95	122
Against	123	36.18%	<div style="width: 36.18%;"><div style="width: 36.18%;"></div></div>	0	41	82
Total Votes Cast	340	100.00%	<div style="width: 100.00%;"><div style="width: 100.00%;"></div></div>	0	136	204
Overvotes	0			0	0	0
Undervotes	5			0	3	2

STATE PROP 9

Vote For 1

	TOTAL	VOTE %		Absentee	Early Voting	Election Day
For	263	76.90%	<div style="width: 76.90%;"><div style="width: 76.90%;"></div></div>	0	111	152
Against	79	23.10%	<div style="width: 23.10%;"><div style="width: 23.10%;"></div></div>	0	28	51
Total Votes Cast	342	100.00%	<div style="width: 100.00%;"><div style="width: 100.00%;"></div></div>	0	139	203
Overvotes	0			0	0	0
Undervotes	3			0	0	3

Precinct 0037

STATE PROP 10

Vote For 1

	TOTAL	VOTE %		Absentee	Early Voting	Election Day
For	173	51.18%	<div style="width: 51.18%;"><div style="width: 51.18%;"></div></div>	0	71	102
Against	165	48.82%	<div style="width: 48.82%;"><div style="width: 48.82%;"></div></div>	0	65	100
Total Votes Cast	338	100.00%	<div style="width: 100.00%;"><div style="width: 100.00%;"></div></div>	0	136	202
Overvotes	0			0	0	0
Undervotes	7			0	3	4

STATE PROP 11

Vote For 1

	TOTAL	VOTE %		Absentee	Early Voting	Election Day
For	173	53.07%	<div style="width: 53.07%;"><div style="width: 53.07%;"></div></div>	0	81	92
Against	153	46.93%	<div style="width: 46.93%;"><div style="width: 46.93%;"></div></div>	0	48	105
Total Votes Cast	326	100.00%	<div style="width: 100.00%;"><div style="width: 100.00%;"></div></div>	0	129	197
Overvotes	0			0	0	0
Undervotes	19			0	10	9

STATE PROP 12

Vote For 1

	TOTAL	VOTE %		Absentee	Early Voting	Election Day
For	169	54.69%	<div style="width: 54.69%;"><div style="width: 54.69%;"></div></div>	0	68	101
Against	140	45.31%	<div style="width: 45.31%;"><div style="width: 45.31%;"></div></div>	0	53	87
Total Votes Cast	309	100.00%	<div style="width: 100.00%;"><div style="width: 100.00%;"></div></div>	0	121	188
Overvotes	0			0	0	0
Undervotes	36			0	18	18

STATE PROP 13

Vote For 1

	TOTAL	VOTE %		Absentee	Early Voting	Election Day
For	118	35.76%	<div style="width: 35.76%;"><div style="width: 35.76%;"></div></div>	0	48	70
Against	212	64.24%	<div style="width: 64.24%;"><div style="width: 64.24%;"></div></div>	0	84	128
Total Votes Cast	330	100.00%	<div style="width: 100.00%;"><div style="width: 100.00%;"></div></div>	0	132	198
Overvotes	0			0	0	0
Undervotes	15			0	7	8

STATE PROP 14




Vote For 1

	TOTAL	VOTE %		Absentee	Early Voting	Election Day
For	232	69.67%	<div style="width: 69.67%;"><div style="width: 69.67%;"></div></div>	0	103	129
Against	101	30.33%	<div style="width: 30.33%;"><div style="width: 30.33%;"></div></div>	0	31	70
Total Votes Cast	333	100.00%	<div style="width: 100.00%;"><div style="width: 100.00%;"></div></div>	0	134	199
Overvotes	0			0	0	0
Undervotes	12			0	5	7

Precinct 0037

Proposition A Whitehouse ISD

Vote For 1

	TOTAL	VOTE %		Absentee	Early Voting	Election Day
For	249	73.89%		0	100	149
Against	88	26.11%		0	35	53
Total Votes Cast	337	100.00%		0	135	202
Overvotes	0			0	0	0
Undervotes	8			0	4	4

Precinct 0038

Statistics

	TOTAL	Absentee	Early Voting	Election Day
Registered Voters - Total	2,581			
Ballots Cast - Total	363	7	170	186
Ballots Cast - Blank	1	0	1	0
Voter Turnout - Total	14.06%			

STATE PROP 1

Vote For 1

	TOTAL	VOTE %		Absentee	Early Voting	Election Day
For	277	77.16%		5	131	141
Against	82	22.84%		2	37	43
Total Votes Cast	359	100.00%		7	168	184
Overvotes	0			0	0	0
Undervotes	4			0	2	2

STATE PROP 2

Vote For 1

	TOTAL	VOTE %		Absentee	Early Voting	Election Day
For	216	61.89%		3	102	111
Against	133	38.11%		4	62	67
Total Votes Cast	349	100.00%		7	164	178
Overvotes	0			0	0	0
Undervotes	14			0	6	8

STATE PROP 3

Vote For 1

	TOTAL	VOTE %		Absentee	Early Voting	Election Day
For	264	75.43%		6	125	133
Against	86	24.57%		1	39	46
Total Votes Cast	350	100.00%		7	164	179
Overvotes	0			0	0	0
Undervotes	13			0	6	7

STATE PROP 4

Vote For 1

	TOTAL	VOTE %		Absentee	Early Voting	Election Day
For	285	81.20%		5	142	138
Against	66	18.80%		2	22	42
Total Votes Cast	351	100.00%		7	164	180
Overvotes	0			0	0	0
Undervotes	12			0	6	6

Precinct 0038

STATE PROP 5

Vote For 1

	TOTAL	VOTE %		Absentee	Early Voting	Election Day
For	215	61.78%		3	104	108
Against	133	38.22%		4	58	71
Total Votes Cast	348	100.00%		7	162	179
Overvotes	0			0	0	0
Undervotes	15			0	8	7

STATE PROP 6

Vote For 1

	TOTAL	VOTE %		Absentee	Early Voting	Election Day
For	265	75.28%		5	124	136
Against	87	24.72%		2	40	45
Total Votes Cast	352	100.00%		7	164	181
Overvotes	0			0	0	0
Undervotes	11			0	6	5

STATE PROP 7

Vote For 1

	TOTAL	VOTE %		Absentee	Early Voting	Election Day
For	230	65.53%		5	106	119
Against	121	34.47%		2	58	61
Total Votes Cast	351	100.00%		7	164	180
Overvotes	0			0	0	0
Undervotes	12			0	6	6

STATE PROP 8

Vote For 1

	TOTAL	VOTE %		Absentee	Early Voting	Election Day
For	235	67.53%		4	106	125
Against	113	32.47%		3	56	54
Total Votes Cast	348	100.00%		7	162	179
Overvotes	0			0	0	0
Undervotes	15			0	8	7

STATE PROP 9

Vote For 1

	TOTAL	VOTE %		Absentee	Early Voting	Election Day
For	301	83.84%		7	144	150
Against	58	16.16%		0	25	33
Total Votes Cast	359	100.00%		7	169	183
Overvotes	0			0	0	0
Undervotes	4			0	1	3

Precinct 0038

STATE PROP 10

Vote For 1

	TOTAL	VOTE %		Absentee	Early Voting	Election Day
For	189	54.15%		3	91	95
Against	160	45.85%		4	71	85
Total Votes Cast	349	100.00%		7	162	180
Overvotes	0			0	0	0
Undervotes	14			0	8	6

STATE PROP 11

Vote For 1

	TOTAL	VOTE %		Absentee	Early Voting	Election Day
For	205	60.65%		3	97	105
Against	133	39.35%		4	60	69
Total Votes Cast	338	100.00%		7	157	174
Overvotes	0			0	0	0
Undervotes	25			0	13	12

STATE PROP 12

Vote For 1

	TOTAL	VOTE %		Absentee	Early Voting	Election Day
For	187	57.01%		2	95	90
Against	141	42.99%		3	59	79
Total Votes Cast	328	100.00%		5	154	169
Overvotes	0			0	0	0
Undervotes	35			2	16	17

STATE PROP 13

Vote For 1

	TOTAL	VOTE %		Absentee	Early Voting	Election Day
For	129	37.18%		1	66	62
Against	218	62.82%		5	95	118
Total Votes Cast	347	100.00%		6	161	180
Overvotes	0			0	0	0
Undervotes	16			1	9	6

STATE PROP 14

Vote For 1

	TOTAL	VOTE %		Absentee	Early Voting	Election Day
For	260	74.07%		5	114	141
Against	91	25.93%		2	49	40
Total Votes Cast	351	100.00%		7	163	181
Overvotes	0			0	0	0
Undervotes	12			0	7	5

Precinct 0039

Statistics

	TOTAL	Absentee	Early Voting	Election Day
Registered Voters - Total	366			
Ballots Cast - Total	61	0	36	25
Ballots Cast - Blank	0	0	0	0
Voter Turnout - Total	16.67%			

STATE PROP 1

Vote For 1

	TOTAL	VOTE %		Absentee	Early Voting	Election Day
For	47	78.33%		0	27	20
Against	13	21.67%		0	8	5
Total Votes Cast	60	100.00%		0	35	25
Overvotes	0			0	0	0
Undervotes	1			0	1	0

STATE PROP 2

Vote For 1

	TOTAL	VOTE %		Absentee	Early Voting	Election Day
For	39	66.10%		0	22	17
Against	20	33.90%		0	13	7
Total Votes Cast	59	100.00%		0	35	24
Overvotes	0			0	0	0
Undervotes	2			0	1	1

STATE PROP 3

Vote For 1

	TOTAL	VOTE %		Absentee	Early Voting	Election Day
For	39	68.42%		0	21	18
Against	18	31.58%		0	11	7
Total Votes Cast	57	100.00%		0	32	25
Overvotes	0			0	0	0
Undervotes	4			0	4	0

STATE PROP 4

Vote For 1

	TOTAL	VOTE %		Absentee	Early Voting	Election Day
For	41	67.21%		0	24	17
Against	20	32.79%		0	12	8
Total Votes Cast	61	100.00%		0	36	25
Overvotes	0			0	0	0
Undervotes	0			0	0	0

Precinct 0039

STATE PROP 5

Vote For 1

	TOTAL	VOTE %		Absentee	Early Voting	Election Day
For	31	53.45%		0	17	14
Against	27	46.55%		0	17	10
Total Votes Cast	58	100.00%		0	34	24
Overvotes	0			0	0	0
Undervotes	3			0	2	1

STATE PROP 6

Vote For 1

	TOTAL	VOTE %		Absentee	Early Voting	Election Day
For	38	65.52%		0	24	14
Against	20	34.48%		0	10	10
Total Votes Cast	58	100.00%		0	34	24
Overvotes	0			0	0	0
Undervotes	3			0	2	1

STATE PROP 7

Vote For 1

	TOTAL	VOTE %		Absentee	Early Voting	Election Day
For	36	62.07%		0	20	16
Against	22	37.93%		0	14	8
Total Votes Cast	58	100.00%		0	34	24
Overvotes	0			0	0	0
Undervotes	3			0	2	1

STATE PROP 8

Vote For 1

	TOTAL	VOTE %		Absentee	Early Voting	Election Day
For	39	65.00%		0	25	14
Against	21	35.00%		0	11	10
Total Votes Cast	60	100.00%		0	36	24
Overvotes	0			0	0	0
Undervotes	1			0	0	1

STATE PROP 9

Vote For 1

	TOTAL	VOTE %		Absentee	Early Voting	Election Day
For	52	86.67%		0	28	24
Against	8	13.33%		0	7	1
Total Votes Cast	60	100.00%		0	35	25
Overvotes	0			0	0	0
Undervotes	1			0	1	0

Precinct 0039

STATE PROP 10

Vote For 1

	TOTAL	VOTE %		Absentee	Early Voting	Election Day
For	25	43.86%		0	13	12
Against	32	56.14%		0	20	12
Total Votes Cast	57	100.00%		0	33	24
Overvotes	0			0	0	0
Undervotes	4			0	3	1

STATE PROP 11

Vote For 1

	TOTAL	VOTE %		Absentee	Early Voting	Election Day
For	32	55.17%		0	17	15
Against	26	44.83%		0	17	9
Total Votes Cast	58	100.00%		0	34	24
Overvotes	0			0	0	0
Undervotes	3			0	2	1

STATE PROP 12

Vote For 1

	TOTAL	VOTE %		Absentee	Early Voting	Election Day
For	26	45.61%		0	13	13
Against	31	54.39%		0	19	12
Total Votes Cast	57	100.00%		0	32	25
Overvotes	0			0	0	0
Undervotes	4			0	4	0

STATE PROP 13

Vote For 1

	TOTAL	VOTE %		Absentee	Early Voting	Election Day
For	28	46.67%		0	12	16
Against	32	53.33%		0	23	9
Total Votes Cast	60	100.00%		0	35	25
Overvotes	0			0	0	0
Undervotes	1			0	1	0

STATE PROP 14

Vote For 1

	TOTAL	VOTE %		Absentee	Early Voting	Election Day
For	41	70.69%		0	24	17
Against	17	29.31%		0	10	7
Total Votes Cast	58	100.00%		0	34	24
Overvotes	0			0	0	0
Undervotes	3			0	2	1

Precinct 0040

Statistics	TOTAL	Absentee	Early Voting	Election Day
Registered Voters - Total	4,019			
Ballots Cast - Total	765	19	309	437
Ballots Cast - Blank	0	0	0	0
Voter Turnout - Total	19.03%			

STATE PROP 1

Vote For 1

	TOTAL	VOTE %		Absentee	Early Voting	Election Day
For	637	83.93%		16	262	359
Against	122	16.07%		3	45	74
Total Votes Cast	759	100.00%		19	307	433
Overvotes	0			0	0	0
Undervotes	6			0	2	4

STATE PROP 2

Vote For 1

	TOTAL	VOTE %		Absentee	Early Voting	Election Day
For	454	60.37%		7	183	264
Against	298	39.63%		12	123	163
Total Votes Cast	752	100.00%		19	306	427
Overvotes	0			0	0	0
Undervotes	13			0	3	10

STATE PROP 3

Vote For 1

	TOTAL	VOTE %		Absentee	Early Voting	Election Day
For	621	83.47%		16	263	342
Against	123	16.53%		3	41	79
Total Votes Cast	744	100.00%		19	304	421
Overvotes	0			0	0	0
Undervotes	21			0	5	16

STATE PROP 4

Vote For 1

	TOTAL	VOTE %		Absentee	Early Voting	Election Day
For	660	87.19%		17	281	362
Against	97	12.81%		1	25	71
Total Votes Cast	757	100.00%		18	306	433
Overvotes	0			0	0	0
Undervotes	8			1	3	4

Precinct 0040

STATE PROP 5

Vote For 1

	TOTAL	VOTE %		Absentee	Early Voting	Election Day
For	398	53.14%		8	161	229
Against	351	46.86%		11	142	198
Total Votes Cast	749	100.00%		19	303	427
Overvotes	0			0	0	0
Undervotes	16			0	6	10

STATE PROP 6

Vote For 1

	TOTAL	VOTE %		Absentee	Early Voting	Election Day
For	580	76.82%		12	238	330
Against	175	23.18%		7	69	99
Total Votes Cast	755	100.00%		19	307	429
Overvotes	0			0	0	0
Undervotes	10			0	2	8

STATE PROP 7

Vote For 1

	TOTAL	VOTE %		Absentee	Early Voting	Election Day
For	524	69.50%		12	209	303
Against	230	30.50%		7	97	126
Total Votes Cast	754	100.00%		19	306	429
Overvotes	0			0	0	0
Undervotes	11			0	3	8

STATE PROP 8

Vote For 1

	TOTAL	VOTE %		Absentee	Early Voting	Election Day
For	514	68.35%		11	209	294
Against	238	31.65%		7	97	134
Total Votes Cast	752	100.00%		18	306	428
Overvotes	0			0	0	0
Undervotes	13			1	3	9

STATE PROP 9

Vote For 1

	TOTAL	VOTE %		Absentee	Early Voting	Election Day
For	603	79.55%		13	250	340
Against	155	20.45%		6	56	93
Total Votes Cast	758	100.00%		19	306	433
Overvotes	0			0	0	0
Undervotes	7			0	3	4

Precinct 0040

STATE PROP 10

Vote For 1

	TOTAL	VOTE %		Absentee	Early Voting	Election Day
For	441	58.96%	<div style="width: 58.96%;"><div style="width: 58.96%;"></div></div>	9	179	253
Against	307	41.04%	<div style="width: 41.04%;"><div style="width: 41.04%;"></div></div>	10	126	171
Total Votes Cast	748	100.00%	<div style="width: 100.00%;"><div style="width: 100.00%;"></div></div>	19	305	424
Overvotes	0			0	0	0
Undervotes	17			0	4	13

STATE PROP 11

Vote For 1

	TOTAL	VOTE %		Absentee	Early Voting	Election Day
For	412	57.14%	<div style="width: 57.14%;"><div style="width: 57.14%;"></div></div>	9	169	234
Against	309	42.86%	<div style="width: 42.86%;"><div style="width: 42.86%;"></div></div>	9	133	167
Total Votes Cast	721	100.00%	<div style="width: 100.00%;"><div style="width: 100.00%;"></div></div>	18	302	401
Overvotes	0			0	0	0
Undervotes	44			1	7	36

STATE PROP 12

Vote For 1

	TOTAL	VOTE %		Absentee	Early Voting	Election Day
For	393	56.71%	<div style="width: 56.71%;"><div style="width: 56.71%;"></div></div>	6	172	215
Against	300	43.29%	<div style="width: 43.29%;"><div style="width: 43.29%;"></div></div>	11	118	171
Total Votes Cast	693	100.00%	<div style="width: 100.00%;"><div style="width: 100.00%;"></div></div>	17	290	386
Overvotes	0			0	0	0
Undervotes	72			2	19	51

STATE PROP 13

Vote For 1

	TOTAL	VOTE %		Absentee	Early Voting	Election Day
For	303	40.67%	<div style="width: 40.67%;"><div style="width: 40.67%;"></div></div>	3	136	164
Against	442	59.33%	<div style="width: 59.33%;"><div style="width: 59.33%;"></div></div>	16	169	257
Total Votes Cast	745	100.00%	<div style="width: 100.00%;"><div style="width: 100.00%;"></div></div>	19	305	421
Overvotes	0			0	0	0
Undervotes	20			0	4	16

STATE PROP 14

Vote For 1

	TOTAL	VOTE %		Absentee	Early Voting	Election Day
For	540	71.33%	<div style="width: 71.33%;"><div style="width: 71.33%;"></div></div>	10	212	318
Against	217	28.67%	<div style="width: 28.67%;"><div style="width: 28.67%;"></div></div>	7	97	113
Total Votes Cast	757	100.00%	<div style="width: 100.00%;"><div style="width: 100.00%;"></div></div>	17	309	431
Overvotes	0			0	0	0
Undervotes	8			2	0	6

Precinct 0040

Proposition A Whitehouse ISD

Vote For 1

	TOTAL	VOTE %	Absentee	Early Voting	Election Day
For	0		0	0	0
Against	0		0	0	0
Total Votes Cast	0		0	0	0
Overvotes	0		0	0	0
Undervotes	0		0	0	0

Precinct 0041

Statistics	TOTAL	Absentee	Early Voting	Election Day
Registered Voters - Total	4,958			
Ballots Cast - Total	703	7	231	465
Ballots Cast - Blank	0	0	0	0
Voter Turnout - Total	14.18%			

STATE PROP 1

Vote For 1

	TOTAL	VOTE %	Absentee	Early Voting	Election Day
For	590	85.01%	4	195	391
Against	104	14.99%	3	35	66
Total Votes Cast	694	100.00%	7	230	457
Overvotes	0		0	0	0
Undervotes	9		0	1	8

STATE PROP 2

Vote For 1

	TOTAL	VOTE %	Absentee	Early Voting	Election Day
For	451	65.65%	4	149	298
Against	236	34.35%	3	77	156
Total Votes Cast	687	100.00%	7	226	454
Overvotes	0		0	0	0
Undervotes	16		0	5	11

STATE PROP 3

Vote For 1

	TOTAL	VOTE %	Absentee	Early Voting	Election Day
For	573	83.16%	3	179	391
Against	116	16.84%	4	47	65
Total Votes Cast	689	100.00%	7	226	456
Overvotes	0		0	0	0
Undervotes	14		0	5	9

STATE PROP 4

Vote For 1

	TOTAL	VOTE %	Absentee	Early Voting	Election Day
For	617	88.90%	7	202	408
Against	77	11.10%	0	24	53
Total Votes Cast	694	100.00%	7	226	461
Overvotes	0		0	0	0
Undervotes	9		0	5	4

Precinct 0041

STATE PROP 5

Vote For 1

	TOTAL	VOTE %		Absentee	Early Voting	Election Day
For	391	57.16%	<div style="width: 57.16%;"><div style="width: 57.16%;"></div></div>	4	140	247
Against	293	42.84%	<div style="width: 42.84%;"><div style="width: 42.84%;"></div></div>	3	84	206
Total Votes Cast	684	100.00%	<div style="width: 100.00%;"><div style="width: 100.00%;"></div></div>	7	224	453
Overvotes	0			0	0	0
Undervotes	19			0	7	12

STATE PROP 6

Vote For 1

	TOTAL	VOTE %		Absentee	Early Voting	Election Day
For	519	75.22%	<div style="width: 75.22%;"><div style="width: 75.22%;"></div></div>	7	180	332
Against	171	24.78%	<div style="width: 24.78%;"><div style="width: 24.78%;"></div></div>	0	47	124
Total Votes Cast	690	100.00%	<div style="width: 100.00%;"><div style="width: 100.00%;"></div></div>	7	227	456
Overvotes	0			0	0	0
Undervotes	13			0	4	9

STATE PROP 7

Vote For 1

	TOTAL	VOTE %		Absentee	Early Voting	Election Day
For	487	70.27%	<div style="width: 70.27%;"><div style="width: 70.27%;"></div></div>	6	162	319
Against	206	29.73%	<div style="width: 29.73%;"><div style="width: 29.73%;"></div></div>	1	66	139
Total Votes Cast	693	100.00%	<div style="width: 100.00%;"><div style="width: 100.00%;"></div></div>	7	228	458
Overvotes	0			0	0	0
Undervotes	10			0	3	7

STATE PROP 8

Vote For 1

	TOTAL	VOTE %		Absentee	Early Voting	Election Day
For	480	69.87%	<div style="width: 69.87%;"><div style="width: 69.87%;"></div></div>	7	174	299
Against	207	30.13%	<div style="width: 30.13%;"><div style="width: 30.13%;"></div></div>	0	54	153
Total Votes Cast	687	100.00%	<div style="width: 100.00%;"><div style="width: 100.00%;"></div></div>	7	228	452
Overvotes	0			0	0	0
Undervotes	16			0	3	13

STATE PROP 9

Vote For 1

	TOTAL	VOTE %		Absentee	Early Voting	Election Day
For	568	81.61%	<div style="width: 81.61%;"><div style="width: 81.61%;"></div></div>	7	199	362
Against	128	18.39%	<div style="width: 18.39%;"><div style="width: 18.39%;"></div></div>	0	30	98
Total Votes Cast	696	100.00%	<div style="width: 100.00%;"><div style="width: 100.00%;"></div></div>	7	229	460
Overvotes	0			0	0	0
Undervotes	7			0	2	5

Precinct 0041

STATE PROP 10

Vote For 1

	TOTAL	VOTE %		Absentee	Early Voting	Election Day
For	387	57.16%	<div style="width: 57.16%;"><div style="width: 57.16%;"></div></div>	4	137	246
Against	290	42.84%	<div style="width: 42.84%;"><div style="width: 42.84%;"></div></div>	3	89	198
Total Votes Cast	677	100.00%	<div style="width: 100.00%;"><div style="width: 100.00%;"></div></div>	7	226	444
Overvotes	0			0	0	0
Undervotes	26			0	5	21

STATE PROP 11

Vote For 1

	TOTAL	VOTE %		Absentee	Early Voting	Election Day
For	362	55.44%	<div style="width: 55.44%;"><div style="width: 55.44%;"></div></div>	7	124	231
Against	291	44.56%	<div style="width: 44.56%;"><div style="width: 44.56%;"></div></div>	0	95	196
Total Votes Cast	653	100.00%	<div style="width: 100.00%;"><div style="width: 100.00%;"></div></div>	7	219	427
Overvotes	0			0	0	0
Undervotes	50			0	12	38

STATE PROP 12

Vote For 1

	TOTAL	VOTE %		Absentee	Early Voting	Election Day
For	378	60.19%	<div style="width: 60.19%;"><div style="width: 60.19%;"></div></div>	5	135	238
Against	250	39.81%	<div style="width: 39.81%;"><div style="width: 39.81%;"></div></div>	2	82	166
Total Votes Cast	628	100.00%	<div style="width: 100.00%;"><div style="width: 100.00%;"></div></div>	7	217	404
Overvotes	0			0	0	0
Undervotes	75			0	14	61

STATE PROP 13

Vote For 1

	TOTAL	VOTE %		Absentee	Early Voting	Election Day
For	275	40.80%	<div style="width: 40.80%;"><div style="width: 40.80%;"></div></div>	2	97	176
Against	399	59.20%	<div style="width: 59.20%;"><div style="width: 59.20%;"></div></div>	5	128	266
Total Votes Cast	674	100.00%	<div style="width: 100.00%;"><div style="width: 100.00%;"></div></div>	7	225	442
Overvotes	0			0	0	0
Undervotes	29			0	6	23

STATE PROP 14




Vote For 1

	TOTAL	VOTE %		Absentee	Early Voting	Election Day
For	510	74.56%	<div style="width: 74.56%;"><div style="width: 74.56%;"></div></div>	7	167	336
Against	174	25.44%	<div style="width: 25.44%;"><div style="width: 25.44%;"></div></div>	0	59	115
Total Votes Cast	684	100.00%	<div style="width: 100.00%;"><div style="width: 100.00%;"></div></div>	7	226	451
Overvotes	0			0	0	0
Undervotes	19			0	5	14

Precinct 0041

Proposition A Whitehouse ISD

Vote For 1

	TOTAL	VOTE %		Absentee	Early Voting	Election Day
For	64	84.21%		0	37	27
Against	12	15.79%		0	7	5
Total Votes Cast	76	100.00%		0	44	32
Overvotes	0			0	0	0
Undervotes	4			0	3	1

Precinct 0042

Statistics	TOTAL	Absentee	Early Voting	Election Day
Registered Voters - Total	4,373			
Ballots Cast - Total	796	3	370	423
Ballots Cast - Blank	0	0	0	0
Voter Turnout - Total	18.20%			

STATE PROP 1

Vote For 1

	TOTAL	VOTE %	Absentee	Early Voting	Election Day
For	679	85.95%	2	317	360
Against	111	14.05%	1	50	60
Total Votes Cast	790	100.00%	3	367	420
Overvotes	0		0	0	0
Undervotes	6		0	3	3

STATE PROP 2

Vote For 1

	TOTAL	VOTE %	Absentee	Early Voting	Election Day
For	487	62.68%	1	224	262
Against	290	37.32%	2	135	153
Total Votes Cast	777	100.00%	3	359	415
Overvotes	0		0	0	0
Undervotes	19		0	11	8

STATE PROP 3

Vote For 1

	TOTAL	VOTE %	Absentee	Early Voting	Election Day
For	630	80.77%	1	292	337
Against	150	19.23%	2	70	78
Total Votes Cast	780	100.00%	3	362	415
Overvotes	0		0	0	0
Undervotes	16		0	8	8

STATE PROP 4

Vote For 1

	TOTAL	VOTE %	Absentee	Early Voting	Election Day
For	675	85.88%	2	322	351
Against	111	14.12%	1	43	67
Total Votes Cast	786	100.00%	3	365	418
Overvotes	0		0	0	0
Undervotes	10		0	5	5

Precinct 0042

STATE PROP 5

Vote For 1

	TOTAL	VOTE %		Absentee	Early Voting	Election Day
For	417	53.95%	<div style="width: 53.95%;"><div style="width: 53.95%;"></div></div>	3	197	217
Against	356	46.05%	<div style="width: 46.05%;"><div style="width: 46.05%;"></div></div>	0	162	194
Total Votes Cast	773	100.00%	<div style="width: 100.00%;"><div style="width: 100.00%;"></div></div>	3	359	411
Overvotes	0			0	0	0
Undervotes	23			0	11	12

STATE PROP 6

Vote For 1

	TOTAL	VOTE %		Absentee	Early Voting	Election Day
For	554	71.48%	<div style="width: 71.48%;"><div style="width: 71.48%;"></div></div>	3	264	287
Against	221	28.52%	<div style="width: 28.52%;"><div style="width: 28.52%;"></div></div>	0	94	127
Total Votes Cast	775	100.00%	<div style="width: 100.00%;"><div style="width: 100.00%;"></div></div>	3	358	414
Overvotes	0			0	0	0
Undervotes	21			0	12	9

STATE PROP 7

Vote For 1

	TOTAL	VOTE %		Absentee	Early Voting	Election Day
For	533	68.69%	<div style="width: 68.69%;"><div style="width: 68.69%;"></div></div>	1	255	277
Against	243	31.31%	<div style="width: 31.31%;"><div style="width: 31.31%;"></div></div>	2	106	135
Total Votes Cast	776	100.00%	<div style="width: 100.00%;"><div style="width: 100.00%;"></div></div>	3	361	412
Overvotes	0			0	0	0
Undervotes	20			0	9	11

STATE PROP 8

Vote For 1

	TOTAL	VOTE %		Absentee	Early Voting	Election Day
For	518	66.75%	<div style="width: 66.75%;"><div style="width: 66.75%;"></div></div>	2	245	271
Against	258	33.25%	<div style="width: 33.25%;"><div style="width: 33.25%;"></div></div>	1	114	143
Total Votes Cast	776	100.00%	<div style="width: 100.00%;"><div style="width: 100.00%;"></div></div>	3	359	414
Overvotes	0			0	0	0
Undervotes	20			0	11	9

STATE PROP 9

Vote For 1

	TOTAL	VOTE %		Absentee	Early Voting	Election Day
For	595	76.77%	<div style="width: 76.77%;"><div style="width: 76.77%;"></div></div>	2	271	322
Against	180	23.23%	<div style="width: 23.23%;"><div style="width: 23.23%;"></div></div>	1	86	93
Total Votes Cast	775	100.00%	<div style="width: 100.00%;"><div style="width: 100.00%;"></div></div>	3	357	415
Overvotes	0			0	0	0
Undervotes	21			0	13	8

Precinct 0042

STATE PROP 10

Vote For 1

	TOTAL	VOTE %		Absentee	Early Voting	Election Day
For	412	53.23%	<div style="width: 53.23%;"><div style="width: 53.23%;"></div></div>	0	203	209
Against	362	46.77%	<div style="width: 46.77%;"><div style="width: 46.77%;"></div></div>	3	156	203
Total Votes Cast	774	100.00%	<div style="width: 100.00%;"><div style="width: 100.00%;"></div></div>	3	359	412
Overvotes	0			0	0	0
Undervotes	22			0	11	11

STATE PROP 11

Vote For 1

	TOTAL	VOTE %		Absentee	Early Voting	Election Day
For	430	57.72%	<div style="width: 57.72%;"><div style="width: 57.72%;"></div></div>	2	205	223
Against	315	42.28%	<div style="width: 42.28%;"><div style="width: 42.28%;"></div></div>	1	144	170
Total Votes Cast	745	100.00%	<div style="width: 100.00%;"><div style="width: 100.00%;"></div></div>	3	349	393
Overvotes	0			0	0	0
Undervotes	51			0	21	30

STATE PROP 12

Vote For 1

	TOTAL	VOTE %		Absentee	Early Voting	Election Day
For	399	55.26%	<div style="width: 55.26%;"><div style="width: 55.26%;"></div></div>	1	204	194
Against	323	44.74%	<div style="width: 44.74%;"><div style="width: 44.74%;"></div></div>	2	137	184
Total Votes Cast	722	100.00%	<div style="width: 100.00%;"><div style="width: 100.00%;"></div></div>	3	341	378
Overvotes	0			0	0	0
Undervotes	74			0	29	45

STATE PROP 13

Vote For 1

	TOTAL	VOTE %		Absentee	Early Voting	Election Day
For	302	38.92%	<div style="width: 38.92%;"><div style="width: 38.92%;"></div></div>	1	135	166
Against	474	61.08%	<div style="width: 61.08%;"><div style="width: 61.08%;"></div></div>	2	223	249
Total Votes Cast	776	100.00%	<div style="width: 100.00%;"><div style="width: 100.00%;"></div></div>	3	358	415
Overvotes	0			0	0	0
Undervotes	20			0	12	8

STATE PROP 14

Vote For 1

	TOTAL	VOTE %		Absentee	Early Voting	Election Day
For	559	72.13%	<div style="width: 72.13%;"><div style="width: 72.13%;"></div></div>	3	256	300
Against	216	27.87%	<div style="width: 27.87%;"><div style="width: 27.87%;"></div></div>	0	102	114
Total Votes Cast	775	100.00%	<div style="width: 100.00%;"><div style="width: 100.00%;"></div></div>	3	358	414
Overvotes	0			0	0	0
Undervotes	21			0	12	9

Precinct 0043

Statistics	TOTAL	Absentee	Early Voting	Election Day
Registered Voters - Total	1,393			
Ballots Cast - Total	217	4	76	137
Ballots Cast - Blank	0	0	0	0
Voter Turnout - Total	15.58%			

STATE PROP 1

Vote For 1

	TOTAL	VOTE %	Absentee	Early Voting	Election Day
For	157	73.71%	2	62	93
Against	56	26.29%	2	12	42
Total Votes Cast	213	100.00%	4	74	135
Overvotes	0		0	0	0
Undervotes	4		0	2	2

STATE PROP 2

Vote For 1

	TOTAL	VOTE %	Absentee	Early Voting	Election Day
For	135	63.68%	2	44	89
Against	77	36.32%	2	30	45
Total Votes Cast	212	100.00%	4	74	134
Overvotes	0		0	0	0
Undervotes	5		0	2	3

STATE PROP 3

Vote For 1

	TOTAL	VOTE %	Absentee	Early Voting	Election Day
For	154	73.68%	2	55	97
Against	55	26.32%	2	17	36
Total Votes Cast	209	100.00%	4	72	133
Overvotes	0		0	0	0
Undervotes	8		0	4	4

STATE PROP 4

Vote For 1

	TOTAL	VOTE %	Absentee	Early Voting	Election Day
For	163	77.62%	1	60	102
Against	47	22.38%	3	14	30
Total Votes Cast	210	100.00%	4	74	132
Overvotes	0		0	0	0
Undervotes	7		0	2	5

Precinct 0043

STATE PROP 5

Vote For 1

	TOTAL	VOTE %		Absentee	Early Voting	Election Day
For	120	57.14%		2	43	75
Against	90	42.86%		2	31	57
Total Votes Cast	210	100.00%		4	74	132
Overvotes	0			0	0	0
Undervotes	7			0	2	5

STATE PROP 6

Vote For 1

	TOTAL	VOTE %		Absentee	Early Voting	Election Day
For	164	77.73%		2	61	101
Against	47	22.27%		2	14	31
Total Votes Cast	211	100.00%		4	75	132
Overvotes	0			0	0	0
Undervotes	6			0	1	5

STATE PROP 7

Vote For 1

	TOTAL	VOTE %		Absentee	Early Voting	Election Day
For	136	65.38%		2	48	86
Against	72	34.62%		2	24	46
Total Votes Cast	208	100.00%		4	72	132
Overvotes	0			0	0	0
Undervotes	9			0	4	5

STATE PROP 8

Vote For 1

	TOTAL	VOTE %		Absentee	Early Voting	Election Day
For	135	63.68%		1	50	84
Against	77	36.32%		3	24	50
Total Votes Cast	212	100.00%		4	74	134
Overvotes	0			0	0	0
Undervotes	5			0	2	3

STATE PROP 9

Vote For 1

	TOTAL	VOTE %		Absentee	Early Voting	Election Day
For	171	79.91%		2	60	109
Against	43	20.09%		2	16	25
Total Votes Cast	214	100.00%		4	76	134
Overvotes	0			0	0	0
Undervotes	3			0	0	3

Precinct 0043

STATE PROP 10

Vote For 1

	TOTAL	VOTE %		Absentee	Early Voting	Election Day
For	90	43.27%	<div style="width: 43.27%;"><div style="width: 43.27%;"></div></div>	2	32	56
Against	118	56.73%	<div style="width: 56.73%;"><div style="width: 56.73%;"></div></div>	2	40	76
Total Votes Cast	208	100.00%	<div style="width: 100.00%;"><div style="width: 100.00%;"></div></div>	4	72	132
Overvotes	0			0	0	0
Undervotes	9			0	4	5

STATE PROP 11

Vote For 1

	TOTAL	VOTE %		Absentee	Early Voting	Election Day
For	127	64.47%	<div style="width: 64.47%;"><div style="width: 64.47%;"></div></div>	2	48	77
Against	70	35.53%	<div style="width: 35.53%;"><div style="width: 35.53%;"></div></div>	2	20	48
Total Votes Cast	197	100.00%	<div style="width: 100.00%;"><div style="width: 100.00%;"></div></div>	4	68	125
Overvotes	0			0	0	0
Undervotes	20			0	8	12

STATE PROP 12

Vote For 1

	TOTAL	VOTE %		Absentee	Early Voting	Election Day
For	96	51.06%	<div style="width: 51.06%;"><div style="width: 51.06%;"></div></div>	0	44	52
Against	92	48.94%	<div style="width: 48.94%;"><div style="width: 48.94%;"></div></div>	4	19	69
Total Votes Cast	188	100.00%	<div style="width: 100.00%;"><div style="width: 100.00%;"></div></div>	4	63	121
Overvotes	0			0	0	0
Undervotes	29			0	13	16

STATE PROP 13

Vote For 1

	TOTAL	VOTE %		Absentee	Early Voting	Election Day
For	72	34.78%	<div style="width: 34.78%;"><div style="width: 34.78%;"></div></div>	0	21	51
Against	135	65.22%	<div style="width: 65.22%;"><div style="width: 65.22%;"></div></div>	4	49	82
Total Votes Cast	207	100.00%	<div style="width: 100.00%;"><div style="width: 100.00%;"></div></div>	4	70	133
Overvotes	0			0	0	0
Undervotes	10			0	6	4

STATE PROP 14

Vote For 1

	TOTAL	VOTE %		Absentee	Early Voting	Election Day
For	160	76.92%	<div style="width: 76.92%;"><div style="width: 76.92%;"></div></div>	2	54	104
Against	48	23.08%	<div style="width: 23.08%;"><div style="width: 23.08%;"></div></div>	2	18	28
Total Votes Cast	208	100.00%	<div style="width: 100.00%;"><div style="width: 100.00%;"></div></div>	4	72	132
Overvotes	0			0	0	0
Undervotes	9			0	4	5




Precinct 0044

Statistics

	TOTAL	Absentee	Early Voting	Election Day
Registered Voters - Total	4,171			
Ballots Cast - Total	555	3	208	344
Ballots Cast - Blank	0	0	0	0
Voter Turnout - Total	13.31%			




STATE PROP 1

Vote For 1

	TOTAL	VOTE %	Absentee	Early Voting	Election Day
For	452	82.78% 	3	175	274
Against	94	17.22% 	0	30	64
Total Votes Cast	546	100.00% 	3	205	338
Overvotes	0		0	0	0
Undervotes	9		0	3	6




STATE PROP 2

Vote For 1

	TOTAL	VOTE %	Absentee	Early Voting	Election Day
For	370	68.27% 	1	152	217
Against	172	31.73% 	2	55	115
Total Votes Cast	542	100.00% 	3	207	332
Overvotes	0		0	0	0
Undervotes	13		0	1	12




STATE PROP 3

Vote For 1

	TOTAL	VOTE %	Absentee	Early Voting	Election Day
For	389	72.04% 	3	148	238
Against	151	27.96% 	0	55	96
Total Votes Cast	540	100.00% 	3	203	334
Overvotes	0		0	0	0
Undervotes	15		0	5	10

STATE PROP 4

Vote For 1

	TOTAL	VOTE %	Absentee	Early Voting	Election Day
For	444	80.58% 	3	173	268
Against	107	19.42% 	0	35	72
Total Votes Cast	551	100.00% 	3	208	340
Overvotes	0		0	0	0
Undervotes	4		0	0	4

Precinct 0044

STATE PROP 5

Vote For 1

	TOTAL	VOTE %		Absentee	Early Voting	Election Day
For	329	60.81%	<div style="width: 60.81%;"><div style="width: 60.81%;"></div></div>	3	133	193
Against	212	39.19%	<div style="width: 39.19%;"><div style="width: 39.19%;"></div></div>	0	71	141
Total Votes Cast	541	100.00%	<div style="width: 100.00%;"><div style="width: 100.00%;"></div></div>	3	204	334
Overvotes	0			0	0	0
Undervotes	14			0	4	10

STATE PROP 6

Vote For 1

	TOTAL	VOTE %		Absentee	Early Voting	Election Day
For	401	73.04%	<div style="width: 73.04%;"><div style="width: 73.04%;"></div></div>	3	152	246
Against	148	26.96%	<div style="width: 26.96%;"><div style="width: 26.96%;"></div></div>	0	53	95
Total Votes Cast	549	100.00%	<div style="width: 100.00%;"><div style="width: 100.00%;"></div></div>	3	205	341
Overvotes	0			0	0	0
Undervotes	6			0	3	3

STATE PROP 7

Vote For 1

	TOTAL	VOTE %		Absentee	Early Voting	Election Day
For	368	67.52%	<div style="width: 67.52%;"><div style="width: 67.52%;"></div></div>	3	147	218
Against	177	32.48%	<div style="width: 32.48%;"><div style="width: 32.48%;"></div></div>	0	59	118
Total Votes Cast	545	100.00%	<div style="width: 100.00%;"><div style="width: 100.00%;"></div></div>	3	206	336
Overvotes	0			0	0	0
Undervotes	10			0	2	8

STATE PROP 8

Vote For 1

	TOTAL	VOTE %		Absentee	Early Voting	Election Day
For	382	69.96%	<div style="width: 69.96%;"><div style="width: 69.96%;"></div></div>	1	152	229
Against	164	30.04%	<div style="width: 30.04%;"><div style="width: 30.04%;"></div></div>	2	54	108
Total Votes Cast	546	100.00%	<div style="width: 100.00%;"><div style="width: 100.00%;"></div></div>	3	206	337
Overvotes	0			0	0	0
Undervotes	9			0	2	7

STATE PROP 9

Vote For 1

	TOTAL	VOTE %		Absentee	Early Voting	Election Day
For	425	78.27%	<div style="width: 78.27%;"><div style="width: 78.27%;"></div></div>	3	166	256
Against	118	21.73%	<div style="width: 21.73%;"><div style="width: 21.73%;"></div></div>	0	38	80
Total Votes Cast	543	100.00%	<div style="width: 100.00%;"><div style="width: 100.00%;"></div></div>	3	204	336
Overvotes	0			0	0	0
Undervotes	12			0	4	8

Precinct 0044

STATE PROP 10

Vote For 1

	TOTAL	VOTE %		Absentee	Early Voting	Election Day
For	296	54.92%	<div style="width: 54.92%;"><div style="width: 54.92%;"></div></div>	2	117	177
Against	243	45.08%	<div style="width: 45.08%;"><div style="width: 45.08%;"></div></div>	1	88	154
Total Votes Cast	539	100.00%	<div style="width: 100.00%;"><div style="width: 100.00%;"></div></div>	3	205	331
Overvotes	0			0	0	0
Undervotes	16			0	3	13

STATE PROP 11

Vote For 1

	TOTAL	VOTE %		Absentee	Early Voting	Election Day
For	316	59.51%	<div style="width: 59.51%;"><div style="width: 59.51%;"></div></div>	3	133	180
Against	215	40.49%	<div style="width: 40.49%;"><div style="width: 40.49%;"></div></div>	0	69	146
Total Votes Cast	531	100.00%	<div style="width: 100.00%;"><div style="width: 100.00%;"></div></div>	3	202	326
Overvotes	0			0	0	0
Undervotes	24			0	6	18

STATE PROP 12

Vote For 1

	TOTAL	VOTE %		Absentee	Early Voting	Election Day
For	249	48.92%	<div style="width: 48.92%;"><div style="width: 48.92%;"></div></div>	3	96	150
Against	260	51.08%	<div style="width: 51.08%;"><div style="width: 51.08%;"></div></div>	0	96	164
Total Votes Cast	509	100.00%	<div style="width: 100.00%;"><div style="width: 100.00%;"></div></div>	3	192	314
Overvotes	0			0	0	0
Undervotes	46			0	16	30

STATE PROP 13

Vote For 1

	TOTAL	VOTE %		Absentee	Early Voting	Election Day
For	207	38.19%	<div style="width: 38.19%;"><div style="width: 38.19%;"></div></div>	0	85	122
Against	335	61.81%	<div style="width: 61.81%;"><div style="width: 61.81%;"></div></div>	3	118	214
Total Votes Cast	542	100.00%	<div style="width: 100.00%;"><div style="width: 100.00%;"></div></div>	3	203	336
Overvotes	0			0	0	0
Undervotes	13			0	5	8

STATE PROP 14

Vote For 1

	TOTAL	VOTE %		Absentee	Early Voting	Election Day
For	401	73.58%	<div style="width: 73.58%;"><div style="width: 73.58%;"></div></div>	3	158	240
Against	144	26.42%	<div style="width: 26.42%;"><div style="width: 26.42%;"></div></div>	0	46	98
Total Votes Cast	545	100.00%	<div style="width: 100.00%;"><div style="width: 100.00%;"></div></div>	3	204	338
Overvotes	0			0	0	0
Undervotes	10			0	4	6




Precinct 0045

Statistics

	TOTAL	Absentee	Early Voting	Election Day
Registered Voters - Total	2,227			
Ballots Cast - Total	430	3	180	247
Ballots Cast - Blank	1	0	0	1
Voter Turnout - Total	19.31%			




STATE PROP 1

Vote For 1

	TOTAL	VOTE %	Absentee	Early Voting	Election Day
For	358	83.64% 	2	146	210
Against	70	16.36% 	1	33	36
Total Votes Cast	428	100.00% 	3	179	246
Overvotes	0		0	0	0
Undervotes	2		0	1	1




STATE PROP 2

Vote For 1

	TOTAL	VOTE %	Absentee	Early Voting	Election Day
For	237	56.56% 	3	98	136
Against	182	43.44% 	0	81	101
Total Votes Cast	419	100.00% 	3	179	237
Overvotes	0		0	0	0
Undervotes	11		0	1	10




STATE PROP 3

Vote For 1

	TOTAL	VOTE %	Absentee	Early Voting	Election Day
For	364	85.85% 	1	152	211
Against	60	14.15% 	2	27	31
Total Votes Cast	424	100.00% 	3	179	242
Overvotes	0		0	0	0
Undervotes	6		0	1	5

STATE PROP 4

Vote For 1

	TOTAL	VOTE %	Absentee	Early Voting	Election Day
For	353	83.45% 	2	150	201
Against	70	16.55% 	1	29	40
Total Votes Cast	423	100.00% 	3	179	241
Overvotes	0		0	0	0
Undervotes	7		0	1	6

Precinct 0045

STATE PROP 5

Vote For 1

	TOTAL	VOTE %		Absentee	Early Voting	Election Day
For	230	55.29%	<div style="width: 55.29%;"><div style="width: 55.29%;"></div></div>	3	91	136
Against	186	44.71%	<div style="width: 44.71%;"><div style="width: 44.71%;"></div></div>	0	85	101
Total Votes Cast	416	100.00%	<div style="width: 100.00%;"><div style="width: 100.00%;"></div></div>	3	176	237
Overvotes	0			0	0	0
Undervotes	14			0	4	10

STATE PROP 6

Vote For 1

	TOTAL	VOTE %		Absentee	Early Voting	Election Day
For	294	68.69%	<div style="width: 68.69%;"><div style="width: 68.69%;"></div></div>	3	125	166
Against	134	31.31%	<div style="width: 31.31%;"><div style="width: 31.31%;"></div></div>	0	55	79
Total Votes Cast	428	100.00%	<div style="width: 100.00%;"><div style="width: 100.00%;"></div></div>	3	180	245
Overvotes	0			0	0	0
Undervotes	2			0	0	2

STATE PROP 7

Vote For 1

	TOTAL	VOTE %		Absentee	Early Voting	Election Day
For	283	67.06%	<div style="width: 67.06%;"><div style="width: 67.06%;"></div></div>	2	116	165
Against	139	32.94%	<div style="width: 32.94%;"><div style="width: 32.94%;"></div></div>	1	63	75
Total Votes Cast	422	100.00%	<div style="width: 100.00%;"><div style="width: 100.00%;"></div></div>	3	179	240
Overvotes	0			0	0	0
Undervotes	8			0	1	7

STATE PROP 8

Vote For 1

	TOTAL	VOTE %		Absentee	Early Voting	Election Day
For	260	61.47%	<div style="width: 61.47%;"><div style="width: 61.47%;"></div></div>	2	110	148
Against	163	38.53%	<div style="width: 38.53%;"><div style="width: 38.53%;"></div></div>	1	67	95
Total Votes Cast	423	100.00%	<div style="width: 100.00%;"><div style="width: 100.00%;"></div></div>	3	177	243
Overvotes	0			0	0	0
Undervotes	7			0	3	4

STATE PROP 9

Vote For 1

	TOTAL	VOTE %		Absentee	Early Voting	Election Day
For	335	78.82%	<div style="width: 78.82%;"><div style="width: 78.82%;"></div></div>	3	142	190
Against	90	21.18%	<div style="width: 21.18%;"><div style="width: 21.18%;"></div></div>	0	38	52
Total Votes Cast	425	100.00%	<div style="width: 100.00%;"><div style="width: 100.00%;"></div></div>	3	180	242
Overvotes	0			0	0	0
Undervotes	5			0	0	5

Precinct 0045

STATE PROP 10

Vote For 1

	TOTAL	VOTE %		Absentee	Early Voting	Election Day
For	223	53.73%	<div style="width: 53.73%;"><div style="width: 53.73%;"></div></div>	2	95	126
Against	192	46.27%	<div style="width: 46.27%;"><div style="width: 46.27%;"></div></div>	1	80	111
Total Votes Cast	415	100.00%	<div style="width: 100.00%;"><div style="width: 100.00%;"></div></div>	3	175	237
Overvotes	0			0	0	0
Undervotes	15			0	5	10

STATE PROP 11

Vote For 1

	TOTAL	VOTE %		Absentee	Early Voting	Election Day
For	196	49.49%	<div style="width: 49.49%;"><div style="width: 49.49%;"></div></div>	2	79	115
Against	200	50.51%	<div style="width: 50.51%;"><div style="width: 50.51%;"></div></div>	0	91	109
Total Votes Cast	396	100.00%	<div style="width: 100.00%;"><div style="width: 100.00%;"></div></div>	2	170	224
Overvotes	0			0	0	0
Undervotes	34			1	10	23

STATE PROP 12

Vote For 1

	TOTAL	VOTE %		Absentee	Early Voting	Election Day
For	206	55.83%	<div style="width: 55.83%;"><div style="width: 55.83%;"></div></div>	2	79	125
Against	163	44.17%	<div style="width: 44.17%;"><div style="width: 44.17%;"></div></div>	1	81	81
Total Votes Cast	369	100.00%	<div style="width: 100.00%;"><div style="width: 100.00%;"></div></div>	3	160	206
Overvotes	0			0	0	0
Undervotes	61			0	20	41

STATE PROP 13

Vote For 1

	TOTAL	VOTE %		Absentee	Early Voting	Election Day
For	157	38.01%	<div style="width: 38.01%;"><div style="width: 38.01%;"></div></div>	0	73	84
Against	256	61.99%	<div style="width: 61.99%;"><div style="width: 61.99%;"></div></div>	3	104	149
Total Votes Cast	413	100.00%	<div style="width: 100.00%;"><div style="width: 100.00%;"></div></div>	3	177	233
Overvotes	0			0	0	0
Undervotes	17			0	3	14

STATE PROP 14




Vote For 1

	TOTAL	VOTE %		Absentee	Early Voting	Election Day
For	285	67.86%	<div style="width: 67.86%;"><div style="width: 67.86%;"></div></div>	3	124	158
Against	135	32.14%	<div style="width: 32.14%;"><div style="width: 32.14%;"></div></div>	0	55	80
Total Votes Cast	420	100.00%	<div style="width: 100.00%;"><div style="width: 100.00%;"></div></div>	3	179	238
Overvotes	0			0	0	0
Undervotes	10			0	1	9

Precinct 0045

Proposition A Whitehouse ISD

Vote For 1

	TOTAL	VOTE %		Absentee	Early Voting	Election Day
For	306	73.38%		2	125	179
Against	111	26.62%		0	52	59
Total Votes Cast	417	100.00%		2	177	238
Overvotes	0			0	0	0
Undervotes	13			1	3	9

Precinct 0046

Statistics

	TOTAL	Absentee	Early Voting	Election Day
Registered Voters - Total	1,229			
Ballots Cast - Total	196	4	56	136
Ballots Cast - Blank	1	0	0	1
Voter Turnout - Total	15.95%			

STATE PROP 1

Vote For 1

	TOTAL	VOTE %		Absentee	Early Voting	Election Day
For	150	78.95%		4	42	104
Against	40	21.05%		0	12	28
Total Votes Cast	190	100.00%		4	54	132
Overvotes	0			0	0	0
Undervotes	6			0	2	4

STATE PROP 2

Vote For 1

	TOTAL	VOTE %		Absentee	Early Voting	Election Day
For	111	58.12%		4	32	75
Against	80	41.88%		0	23	57
Total Votes Cast	191	100.00%		4	55	132
Overvotes	0			0	0	0
Undervotes	5			0	1	4

STATE PROP 3

Vote For 1

	TOTAL	VOTE %		Absentee	Early Voting	Election Day
For	139	72.40%		2	35	102
Against	53	27.60%		2	19	32
Total Votes Cast	192	100.00%		4	54	134
Overvotes	0			0	0	0
Undervotes	4			0	2	2

STATE PROP 4

Vote For 1

	TOTAL	VOTE %		Absentee	Early Voting	Election Day
For	147	76.17%		4	40	103
Against	46	23.83%		0	15	31
Total Votes Cast	193	100.00%		4	55	134
Overvotes	0			0	0	0
Undervotes	3			0	1	2

Precinct 0046

STATE PROP 5

Vote For 1

	TOTAL	VOTE %		Absentee	Early Voting	Election Day
For	100	52.08%	<div style="width: 52.08%;"><div style="width: 52.08%;"></div></div>	2	32	66
Against	92	47.92%	<div style="width: 47.92%;"><div style="width: 47.92%;"></div></div>	2	24	66
Total Votes Cast	192	100.00%	<div style="width: 100.00%;"><div style="width: 100.00%;"></div></div>	4	56	132
Overvotes	0			0	0	0
Undervotes	4			0	0	4

STATE PROP 6

Vote For 1

	TOTAL	VOTE %		Absentee	Early Voting	Election Day
For	126	65.97%	<div style="width: 65.97%;"><div style="width: 65.97%;"></div></div>	4	37	85
Against	65	34.03%	<div style="width: 34.03%;"><div style="width: 34.03%;"></div></div>	0	18	47
Total Votes Cast	191	100.00%	<div style="width: 100.00%;"><div style="width: 100.00%;"></div></div>	4	55	132
Overvotes	0			0	0	0
Undervotes	5			0	1	4

STATE PROP 7

Vote For 1

	TOTAL	VOTE %		Absentee	Early Voting	Election Day
For	118	61.46%	<div style="width: 61.46%;"><div style="width: 61.46%;"></div></div>	2	34	82
Against	74	38.54%	<div style="width: 38.54%;"><div style="width: 38.54%;"></div></div>	2	22	50
Total Votes Cast	192	100.00%	<div style="width: 100.00%;"><div style="width: 100.00%;"></div></div>	4	56	132
Overvotes	0			0	0	0
Undervotes	4			0	0	4

STATE PROP 8

Vote For 1

	TOTAL	VOTE %		Absentee	Early Voting	Election Day
For	125	65.10%	<div style="width: 65.10%;"><div style="width: 65.10%;"></div></div>	4	44	77
Against	67	34.90%	<div style="width: 34.90%;"><div style="width: 34.90%;"></div></div>	0	12	55
Total Votes Cast	192	100.00%	<div style="width: 100.00%;"><div style="width: 100.00%;"></div></div>	4	56	132
Overvotes	0			0	0	0
Undervotes	4			0	0	4

STATE PROP 9

Vote For 1

	TOTAL	VOTE %		Absentee	Early Voting	Election Day
For	144	74.61%	<div style="width: 74.61%;"><div style="width: 74.61%;"></div></div>	2	42	100
Against	49	25.39%	<div style="width: 25.39%;"><div style="width: 25.39%;"></div></div>	2	14	33
Total Votes Cast	193	100.00%	<div style="width: 100.00%;"><div style="width: 100.00%;"></div></div>	4	56	133
Overvotes	0			0	0	0
Undervotes	3			0	0	3

Precinct 0046

STATE PROP 10

Vote For 1

	TOTAL	VOTE %		Absentee	Early Voting	Election Day
For	97	51.32%	<div style="width: 51.32%;"><div style="width: 51.32%;"></div></div>	2	32	63
Against	92	48.68%	<div style="width: 48.68%;"><div style="width: 48.68%;"></div></div>	2	24	66
Total Votes Cast	189	100.00%	<div style="width: 100.00%;"><div style="width: 100.00%;"></div></div>	4	56	129
Overvotes	0			0	0	0
Undervotes	7			0	0	7

STATE PROP 11

Vote For 1

	TOTAL	VOTE %		Absentee	Early Voting	Election Day
For	103	55.38%	<div style="width: 55.38%;"><div style="width: 55.38%;"></div></div>	4	34	65
Against	83	44.62%	<div style="width: 44.62%;"><div style="width: 44.62%;"></div></div>	0	21	62
Total Votes Cast	186	100.00%	<div style="width: 100.00%;"><div style="width: 100.00%;"></div></div>	4	55	127
Overvotes	0			0	0	0
Undervotes	10			0	1	9

STATE PROP 12

Vote For 1

	TOTAL	VOTE %		Absentee	Early Voting	Election Day
For	82	46.07%	<div style="width: 46.07%;"><div style="width: 46.07%;"></div></div>	0	31	51
Against	96	53.93%	<div style="width: 53.93%;"><div style="width: 53.93%;"></div></div>	2	22	72
Total Votes Cast	178	100.00%	<div style="width: 100.00%;"><div style="width: 100.00%;"></div></div>	2	53	123
Overvotes	0			0	0	0
Undervotes	18			2	3	13

STATE PROP 13

Vote For 1

	TOTAL	VOTE %		Absentee	Early Voting	Election Day
For	70	37.04%	<div style="width: 37.04%;"><div style="width: 37.04%;"></div></div>	0	23	47
Against	119	62.96%	<div style="width: 62.96%;"><div style="width: 62.96%;"></div></div>	4	30	85
Total Votes Cast	189	100.00%	<div style="width: 100.00%;"><div style="width: 100.00%;"></div></div>	4	53	132
Overvotes	0			0	0	0
Undervotes	7			0	3	4

STATE PROP 14

Vote For 1

	TOTAL	VOTE %		Absentee	Early Voting	Election Day
For	140	72.54%	<div style="width: 72.54%;"><div style="width: 72.54%;"></div></div>	4	42	94
Against	53	27.46%	<div style="width: 27.46%;"><div style="width: 27.46%;"></div></div>	0	13	40
Total Votes Cast	193	100.00%	<div style="width: 100.00%;"><div style="width: 100.00%;"></div></div>	4	55	134
Overvotes	0			0	0	0
Undervotes	3			0	1	2




Precinct 0047

Statistics

	TOTAL	Absentee	Early Voting	Election Day
Registered Voters - Total	504			
Ballots Cast - Total	84	0	15	69
Ballots Cast - Blank	0	0	0	0
Voter Turnout - Total	16.67%			




STATE PROP 1

Vote For 1

	TOTAL	VOTE %	Absentee	Early Voting	Election Day
For	75	89.29% 	0	13	62
Against	9	10.71% 	0	2	7
Total Votes Cast	84	100.00% 	0	15	69
Overvotes	0		0	0	0
Undervotes	0		0	0	0




STATE PROP 2

Vote For 1

	TOTAL	VOTE %	Absentee	Early Voting	Election Day
For	56	69.14% 	0	9	47
Against	25	30.86% 	0	6	19
Total Votes Cast	81	100.00% 	0	15	66
Overvotes	0		0	0	0
Undervotes	3		0	0	3




STATE PROP 3

Vote For 1

	TOTAL	VOTE %	Absentee	Early Voting	Election Day
For	64	78.05% 	0	12	52
Against	18	21.95% 	0	3	15
Total Votes Cast	82	100.00% 	0	15	67
Overvotes	0		0	0	0
Undervotes	2		0	0	2

STATE PROP 4

Vote For 1

	TOTAL	VOTE %	Absentee	Early Voting	Election Day
For	71	85.54% 	0	14	57
Against	12	14.46% 	0	1	11
Total Votes Cast	83	100.00% 	0	15	68
Overvotes	0		0	0	0
Undervotes	1		0	0	1

Precinct 0047

STATE PROP 5

Vote For 1

	TOTAL	VOTE %		Absentee	Early Voting	Election Day
For	52	63.41%	<div style="width: 63.41%;"><div style="width: 63.41%;"></div></div>	0	9	43
Against	30	36.59%	<div style="width: 36.59%;"><div style="width: 36.59%;"></div></div>	0	6	24
Total Votes Cast	82	100.00%	<div style="width: 100.00%;"><div style="width: 100.00%;"></div></div>	0	15	67
Overvotes	0			0	0	0
Undervotes	2			0	0	2

STATE PROP 6

Vote For 1

	TOTAL	VOTE %		Absentee	Early Voting	Election Day
For	61	75.31%	<div style="width: 75.31%;"><div style="width: 75.31%;"></div></div>	0	11	50
Against	20	24.69%	<div style="width: 24.69%;"><div style="width: 24.69%;"></div></div>	0	4	16
Total Votes Cast	81	100.00%	<div style="width: 100.00%;"><div style="width: 100.00%;"></div></div>	0	15	66
Overvotes	0			0	0	0
Undervotes	3			0	0	3

STATE PROP 7

Vote For 1

	TOTAL	VOTE %		Absentee	Early Voting	Election Day
For	58	70.73%	<div style="width: 70.73%;"><div style="width: 70.73%;"></div></div>	0	9	49
Against	24	29.27%	<div style="width: 29.27%;"><div style="width: 29.27%;"></div></div>	0	6	18
Total Votes Cast	82	100.00%	<div style="width: 100.00%;"><div style="width: 100.00%;"></div></div>	0	15	67
Overvotes	0			0	0	0
Undervotes	2			0	0	2

STATE PROP 8

Vote For 1

	TOTAL	VOTE %		Absentee	Early Voting	Election Day
For	69	83.13%	<div style="width: 83.13%;"><div style="width: 83.13%;"></div></div>	0	11	58
Against	14	16.87%	<div style="width: 16.87%;"><div style="width: 16.87%;"></div></div>	0	4	10
Total Votes Cast	83	100.00%	<div style="width: 100.00%;"><div style="width: 100.00%;"></div></div>	0	15	68
Overvotes	0			0	0	0
Undervotes	1			0	0	1

STATE PROP 9

Vote For 1

	TOTAL	VOTE %		Absentee	Early Voting	Election Day
For	71	85.54%	<div style="width: 85.54%;"><div style="width: 85.54%;"></div></div>	0	14	57
Against	12	14.46%	<div style="width: 14.46%;"><div style="width: 14.46%;"></div></div>	0	1	11
Total Votes Cast	83	100.00%	<div style="width: 100.00%;"><div style="width: 100.00%;"></div></div>	0	15	68
Overvotes	0			0	0	0
Undervotes	1			0	0	1

Precinct 0047

STATE PROP 10

Vote For 1

	TOTAL	VOTE %		Absentee	Early Voting	Election Day
For	45	55.56%	<div style="width: 55.56%;"><div style="width: 55.56%;"></div></div>	0	9	36
Against	36	44.44%	<div style="width: 44.44%;"><div style="width: 44.44%;"></div></div>	0	6	30
Total Votes Cast	81	100.00%	<div style="width: 100%;"><div style="width: 100%;"></div></div>	0	15	66
Overvotes	0			0	0	0
Undervotes	3			0	0	3

STATE PROP 11

Vote For 1

	TOTAL	VOTE %		Absentee	Early Voting	Election Day
For	45	57.69%	<div style="width: 57.69%;"><div style="width: 57.69%;"></div></div>	0	9	36
Against	33	42.31%	<div style="width: 42.31%;"><div style="width: 42.31%;"></div></div>	0	6	27
Total Votes Cast	78	100.00%	<div style="width: 100%;"><div style="width: 100%;"></div></div>	0	15	63
Overvotes	0			0	0	0
Undervotes	6			0	0	6

STATE PROP 12

Vote For 1

	TOTAL	VOTE %		Absentee	Early Voting	Election Day
For	46	62.16%	<div style="width: 62.16%;"><div style="width: 62.16%;"></div></div>	0	11	35
Against	28	37.84%	<div style="width: 37.84%;"><div style="width: 37.84%;"></div></div>	0	4	24
Total Votes Cast	74	100.00%	<div style="width: 100%;"><div style="width: 100%;"></div></div>	0	15	59
Overvotes	0			0	0	0
Undervotes	10			0	0	10

STATE PROP 13

Vote For 1

	TOTAL	VOTE %		Absentee	Early Voting	Election Day
For	35	43.75%	<div style="width: 43.75%;"><div style="width: 43.75%;"></div></div>	0	4	31
Against	45	56.25%	<div style="width: 56.25%;"><div style="width: 56.25%;"></div></div>	0	11	34
Total Votes Cast	80	100.00%	<div style="width: 100%;"><div style="width: 100%;"></div></div>	0	15	65
Overvotes	0			0	0	0
Undervotes	4			0	0	4

STATE PROP 14

Vote For 1

	TOTAL	VOTE %		Absentee	Early Voting	Election Day
For	61	75.31%	<div style="width: 75.31%;"><div style="width: 75.31%;"></div></div>	0	12	49
Against	20	24.69%	<div style="width: 24.69%;"><div style="width: 24.69%;"></div></div>	0	3	17
Total Votes Cast	81	100.00%	<div style="width: 100%;"><div style="width: 100%;"></div></div>	0	15	66
Overvotes	0			0	0	0
Undervotes	3			0	0	3

Precinct 0047

Proposition A Lindale ISD

Vote For 1

	TOTAL	VOTE %		Absentee	Early Voting	Election Day
For	5	71.43%		0	3	2
Against	2	28.57%		0	0	2
Total Votes Cast	7	100.00%		0	3	4
Overvotes	0			0	0	0
Undervotes	0			0	0	0

Precinct 0048

Statistics

	TOTAL	Absentee	Early Voting	Election Day
Registered Voters - Total	1,170			
Ballots Cast - Total	93	0	43	50
Ballots Cast - Blank	0	0	0	0
Voter Turnout - Total	7.95%			

STATE PROP 1

Vote For 1

	TOTAL	VOTE %	Absentee	Early Voting	Election Day
For	74	80.43%	0	34	40
Against	18	19.57%	0	9	9
Total Votes Cast	92	100.00%	0	43	49
Overvotes	0		0	0	0
Undervotes	1		0	0	1

STATE PROP 2

Vote For 1

	TOTAL	VOTE %	Absentee	Early Voting	Election Day
For	61	65.59%	0	28	33
Against	32	34.41%	0	15	17
Total Votes Cast	93	100.00%	0	43	50
Overvotes	0		0	0	0
Undervotes	0		0	0	0

STATE PROP 3

Vote For 1

	TOTAL	VOTE %	Absentee	Early Voting	Election Day
For	72	79.12%	0	32	40
Against	19	20.88%	0	11	8
Total Votes Cast	91	100.00%	0	43	48
Overvotes	0		0	0	0
Undervotes	2		0	0	2

STATE PROP 4

Vote For 1

	TOTAL	VOTE %	Absentee	Early Voting	Election Day
For	76	82.61%	0	34	42
Against	16	17.39%	0	9	7
Total Votes Cast	92	100.00%	0	43	49
Overvotes	0		0	0	0
Undervotes	1		0	0	1

Precinct 0048

STATE PROP 5

Vote For 1

	TOTAL	VOTE %		Absentee	Early Voting	Election Day
For	49	53.85%	<div style="width: 53.85%;"><div style="width: 53.85%;"></div></div>	0	24	25
Against	42	46.15%	<div style="width: 46.15%;"><div style="width: 46.15%;"></div></div>	0	19	23
Total Votes Cast	91	100.00%	<div style="width: 100.00%;"><div style="width: 100.00%;"></div></div>	0	43	48
Overvotes	0			0	0	0
Undervotes	2			0	0	2

STATE PROP 6

Vote For 1

	TOTAL	VOTE %		Absentee	Early Voting	Election Day
For	60	66.67%	<div style="width: 66.67%;"><div style="width: 66.67%;"></div></div>	0	25	35
Against	30	33.33%	<div style="width: 33.33%;"><div style="width: 33.33%;"></div></div>	0	17	13
Total Votes Cast	90	100.00%	<div style="width: 100.00%;"><div style="width: 100.00%;"></div></div>	0	42	48
Overvotes	0			0	0	0
Undervotes	3			0	1	2

STATE PROP 7

Vote For 1

	TOTAL	VOTE %		Absentee	Early Voting	Election Day
For	59	64.13%	<div style="width: 64.13%;"><div style="width: 64.13%;"></div></div>	0	24	35
Against	33	35.87%	<div style="width: 35.87%;"><div style="width: 35.87%;"></div></div>	0	19	14
Total Votes Cast	92	100.00%	<div style="width: 100.00%;"><div style="width: 100.00%;"></div></div>	0	43	49
Overvotes	0			0	0	0
Undervotes	1			0	0	1

STATE PROP 8

Vote For 1

	TOTAL	VOTE %		Absentee	Early Voting	Election Day
For	61	66.30%	<div style="width: 66.30%;"><div style="width: 66.30%;"></div></div>	0	27	34
Against	31	33.70%	<div style="width: 33.70%;"><div style="width: 33.70%;"></div></div>	0	16	15
Total Votes Cast	92	100.00%	<div style="width: 100.00%;"><div style="width: 100.00%;"></div></div>	0	43	49
Overvotes	0			0	0	0
Undervotes	1			0	0	1

STATE PROP 9

Vote For 1

	TOTAL	VOTE %		Absentee	Early Voting	Election Day
For	72	77.42%	<div style="width: 77.42%;"><div style="width: 77.42%;"></div></div>	0	35	37
Against	21	22.58%	<div style="width: 22.58%;"><div style="width: 22.58%;"></div></div>	0	8	13
Total Votes Cast	93	100.00%	<div style="width: 100.00%;"><div style="width: 100.00%;"></div></div>	0	43	50
Overvotes	0			0	0	0
Undervotes	0			0	0	0

Precinct 0048

STATE PROP 10

Vote For 1

	TOTAL	VOTE %		Absentee	Early Voting	Election Day
For	58	63.04%	<div style="width: 63.04%;"><div style="width: 63.04%;"></div></div>	0	29	29
Against	34	36.96%	<div style="width: 36.96%;"><div style="width: 36.96%;"></div></div>	0	14	20
Total Votes Cast	92	100.00%	<div style="width: 100.00%;"><div style="width: 100.00%;"></div></div>	0	43	49
Overvotes	0			0	0	0
Undervotes	1			0	0	1

STATE PROP 11

Vote For 1

	TOTAL	VOTE %		Absentee	Early Voting	Election Day
For	49	56.32%	<div style="width: 56.32%;"><div style="width: 56.32%;"></div></div>	0	22	27
Against	38	43.68%	<div style="width: 43.68%;"><div style="width: 43.68%;"></div></div>	0	18	20
Total Votes Cast	87	100.00%	<div style="width: 100.00%;"><div style="width: 100.00%;"></div></div>	0	40	47
Overvotes	0			0	0	0
Undervotes	6			0	3	3

STATE PROP 12

Vote For 1

	TOTAL	VOTE %		Absentee	Early Voting	Election Day
For	34	40.96%	<div style="width: 40.96%;"><div style="width: 40.96%;"></div></div>	0	16	18
Against	49	59.04%	<div style="width: 59.04%;"><div style="width: 59.04%;"></div></div>	0	22	27
Total Votes Cast	83	100.00%	<div style="width: 100.00%;"><div style="width: 100.00%;"></div></div>	0	38	45
Overvotes	0			0	0	0
Undervotes	10			0	5	5

STATE PROP 13

Vote For 1

	TOTAL	VOTE %		Absentee	Early Voting	Election Day
For	29	31.87%	<div style="width: 31.87%;"><div style="width: 31.87%;"></div></div>	0	10	19
Against	62	68.13%	<div style="width: 68.13%;"><div style="width: 68.13%;"></div></div>	0	33	29
Total Votes Cast	91	100.00%	<div style="width: 100.00%;"><div style="width: 100.00%;"></div></div>	0	43	48
Overvotes	0			0	0	0
Undervotes	2			0	0	2

STATE PROP 14

Vote For 1




	TOTAL	VOTE %		Absentee	Early Voting	Election Day
For	67	73.63%	<div style="width: 73.63%;"><div style="width: 73.63%;"></div></div>	0	31	36
Against	24	26.37%	<div style="width: 26.37%;"><div style="width: 26.37%;"></div></div>	0	12	12
Total Votes Cast	91	100.00%	<div style="width: 100.00%;"><div style="width: 100.00%;"></div></div>	0	43	48
Overvotes	0			0	0	0
Undervotes	2			0	0	2

Precinct 0049

Statistics	TOTAL	Absentee	Early Voting	Election Day
Registered Voters - Total	1,594			
Ballots Cast - Total	317	1	184	132
Ballots Cast - Blank	0	0	0	0
Voter Turnout - Total	19.89%			




STATE PROP 1

Vote For 1

	TOTAL	VOTE %	Absentee	Early Voting	Election Day
For	271	85.76% 	1	163	107
Against	45	14.24% 	0	20	25
Total Votes Cast	316	100.00% 	1	183	132
Overvotes	0		0	0	0
Undervotes	1		0	1	0




STATE PROP 2

Vote For 1

	TOTAL	VOTE %	Absentee	Early Voting	Election Day
For	179	58.12% 	1	112	66
Against	129	41.88% 	0	67	62
Total Votes Cast	308	100.00% 	1	179	128
Overvotes	0		0	0	0
Undervotes	9		0	5	4




STATE PROP 3

Vote For 1

	TOTAL	VOTE %	Absentee	Early Voting	Election Day
For	256	83.39% 	1	148	107
Against	51	16.61% 	0	28	23
Total Votes Cast	307	100.00% 	1	176	130
Overvotes	0		0	0	0
Undervotes	10		0	8	2

STATE PROP 4

Vote For 1

	TOTAL	VOTE %	Absentee	Early Voting	Election Day
For	284	91.03% 	1	166	117
Against	28	8.97% 	0	14	14
Total Votes Cast	312	100.00% 	1	180	131
Overvotes	0		0	0	0
Undervotes	5		0	4	1

Precinct 0049

STATE PROP 5

Vote For 1

	TOTAL	VOTE %		Absentee	Early Voting	Election Day
For	164	53.25%	<div style="width: 53.25%;"><div style="width: 53.25%;"></div></div>	1	104	59
Against	144	46.75%	<div style="width: 46.75%;"><div style="width: 46.75%;"></div></div>	0	73	71
Total Votes Cast	308	100.00%	<div style="width: 100.00%;"><div style="width: 100.00%;"></div></div>	1	177	130
Overvotes	0			0	0	0
Undervotes	9			0	7	2

STATE PROP 6

Vote For 1

	TOTAL	VOTE %		Absentee	Early Voting	Election Day
For	210	67.52%	<div style="width: 67.52%;"><div style="width: 67.52%;"></div></div>	1	131	78
Against	101	32.48%	<div style="width: 32.48%;"><div style="width: 32.48%;"></div></div>	0	49	52
Total Votes Cast	311	100.00%	<div style="width: 100.00%;"><div style="width: 100.00%;"></div></div>	1	180	130
Overvotes	0			0	0	0
Undervotes	6			0	4	2

STATE PROP 7

Vote For 1

	TOTAL	VOTE %		Absentee	Early Voting	Election Day
For	207	67.21%	<div style="width: 67.21%;"><div style="width: 67.21%;"></div></div>	1	131	75
Against	101	32.79%	<div style="width: 32.79%;"><div style="width: 32.79%;"></div></div>	0	47	54
Total Votes Cast	308	100.00%	<div style="width: 100.00%;"><div style="width: 100.00%;"></div></div>	1	178	129
Overvotes	0			0	0	0
Undervotes	9			0	6	3

STATE PROP 8

Vote For 1

	TOTAL	VOTE %		Absentee	Early Voting	Election Day
For	180	58.06%	<div style="width: 58.06%;"><div style="width: 58.06%;"></div></div>	1	113	66
Against	130	41.94%	<div style="width: 41.94%;"><div style="width: 41.94%;"></div></div>	0	65	65
Total Votes Cast	310	100.00%	<div style="width: 100.00%;"><div style="width: 100.00%;"></div></div>	1	178	131
Overvotes	0			0	0	0
Undervotes	7			0	6	1

STATE PROP 9

Vote For 1

	TOTAL	VOTE %		Absentee	Early Voting	Election Day
For	250	80.13%	<div style="width: 80.13%;"><div style="width: 80.13%;"></div></div>	1	147	102
Against	62	19.87%	<div style="width: 19.87%;"><div style="width: 19.87%;"></div></div>	0	33	29
Total Votes Cast	312	100.00%	<div style="width: 100.00%;"><div style="width: 100.00%;"></div></div>	1	180	131
Overvotes	0			0	0	0
Undervotes	5			0	4	1

Precinct 0049

STATE PROP 10

Vote For 1

	TOTAL	VOTE %		Absentee	Early Voting	Election Day
For	184	59.74%	<div style="width: 59.74%;"><div style="width: 59.74%;"></div></div>	1	115	68
Against	124	40.26%	<div style="width: 40.26%;"><div style="width: 40.26%;"></div></div>	0	62	62
Total Votes Cast	308	100.00%	<div style="width: 100.00%;"><div style="width: 100.00%;"></div></div>	1	177	130
Overvotes	0			0	0	0
Undervotes	9			0	7	2

STATE PROP 11

Vote For 1

	TOTAL	VOTE %		Absentee	Early Voting	Election Day
For	154	52.92%	<div style="width: 52.92%;"><div style="width: 52.92%;"></div></div>	0	95	59
Against	137	47.08%	<div style="width: 47.08%;"><div style="width: 47.08%;"></div></div>	1	68	68
Total Votes Cast	291	100.00%	<div style="width: 100.00%;"><div style="width: 100.00%;"></div></div>	1	163	127
Overvotes	0			0	0	0
Undervotes	26			0	21	5

STATE PROP 12

Vote For 1

	TOTAL	VOTE %		Absentee	Early Voting	Election Day
For	163	57.60%	<div style="width: 57.60%;"><div style="width: 57.60%;"></div></div>	1	97	65
Against	120	42.40%	<div style="width: 42.40%;"><div style="width: 42.40%;"></div></div>	0	63	57
Total Votes Cast	283	100.00%	<div style="width: 100.00%;"><div style="width: 100.00%;"></div></div>	1	160	122
Overvotes	0			0	0	0
Undervotes	34			0	24	10

STATE PROP 13

Vote For 1

	TOTAL	VOTE %		Absentee	Early Voting	Election Day
For	119	39.02%	<div style="width: 39.02%;"><div style="width: 39.02%;"></div></div>	1	77	41
Against	186	60.98%	<div style="width: 60.98%;"><div style="width: 60.98%;"></div></div>	0	98	88
Total Votes Cast	305	100.00%	<div style="width: 100.00%;"><div style="width: 100.00%;"></div></div>	1	175	129
Overvotes	0			0	0	0
Undervotes	12			0	9	3

STATE PROP 14




Vote For 1

	TOTAL	VOTE %		Absentee	Early Voting	Election Day
For	213	69.38%	<div style="width: 69.38%;"><div style="width: 69.38%;"></div></div>	1	135	77
Against	94	30.62%	<div style="width: 30.62%;"><div style="width: 30.62%;"></div></div>	0	41	53
Total Votes Cast	307	100.00%	<div style="width: 100.00%;"><div style="width: 100.00%;"></div></div>	1	176	130
Overvotes	0			0	0	0
Undervotes	10			0	8	2

Precinct 0049

Proposition A Lindale ISD

Vote For 1

	TOTAL	VOTE %		Absentee	Early Voting	Election Day
For	215	68.91%		1	133	81
Against	97	31.09%		0	47	50
Total Votes Cast	312	100.00%		1	180	131
Overvotes	0			0	0	0
Undervotes	5			0	4	1

Precinct 0050

Statistics

	TOTAL	Absentee	Early Voting	Election Day
Registered Voters - Total	2,346			
Ballots Cast - Total	427	4	171	252
Ballots Cast - Blank	0	0	0	0
Voter Turnout - Total	18.20%			

STATE PROP 1

Vote For 1

	TOTAL	VOTE %		Absentee	Early Voting	Election Day
For	331	78.07%		4	121	206
Against	93	21.93%		0	48	45
Total Votes Cast	424	100.00%		4	169	251
Overvotes	0			0	0	0
Undervotes	3			0	2	1

STATE PROP 2

Vote For 1

	TOTAL	VOTE %		Absentee	Early Voting	Election Day
For	256	61.84%		4	97	155
Against	158	38.16%		0	69	89
Total Votes Cast	414	100.00%		4	166	244
Overvotes	0			0	0	0
Undervotes	13			0	5	8

STATE PROP 3

Vote For 1

	TOTAL	VOTE %		Absentee	Early Voting	Election Day
For	333	79.29%		4	131	198
Against	87	20.71%		0	38	49
Total Votes Cast	420	100.00%		4	169	247
Overvotes	0			0	0	0
Undervotes	7			0	2	5

STATE PROP 4

Vote For 1

	TOTAL	VOTE %		Absentee	Early Voting	Election Day
For	352	83.41%		4	139	209
Against	70	16.59%		0	28	42
Total Votes Cast	422	100.00%		4	167	251
Overvotes	0			0	0	0
Undervotes	5			0	4	1

Precinct 0050

STATE PROP 5

Vote For 1

	TOTAL	VOTE %		Absentee	Early Voting	Election Day
For	248	59.76%	<div style="width: 59.76%;"><div style="width: 59.76%;"></div></div>	3	97	148
Against	167	40.24%	<div style="width: 40.24%;"><div style="width: 40.24%;"></div></div>	1	67	99
Total Votes Cast	415	100.00%	<div style="width: 100.00%;"><div style="width: 100.00%;"></div></div>	4	164	247
Overvotes	0			0	0	0
Undervotes	12			0	7	5

STATE PROP 6

Vote For 1

	TOTAL	VOTE %		Absentee	Early Voting	Election Day
For	299	71.36%	<div style="width: 71.36%;"><div style="width: 71.36%;"></div></div>	4	121	174
Against	120	28.64%	<div style="width: 28.64%;"><div style="width: 28.64%;"></div></div>	0	44	76
Total Votes Cast	419	100.00%	<div style="width: 100.00%;"><div style="width: 100.00%;"></div></div>	4	165	250
Overvotes	0			0	0	0
Undervotes	8			0	6	2

STATE PROP 7

Vote For 1

	TOTAL	VOTE %		Absentee	Early Voting	Election Day
For	283	67.54%	<div style="width: 67.54%;"><div style="width: 67.54%;"></div></div>	4	109	170
Against	136	32.46%	<div style="width: 32.46%;"><div style="width: 32.46%;"></div></div>	0	57	79
Total Votes Cast	419	100.00%	<div style="width: 100.00%;"><div style="width: 100.00%;"></div></div>	4	166	249
Overvotes	0			0	0	0
Undervotes	8			0	5	3

STATE PROP 8

Vote For 1

	TOTAL	VOTE %		Absentee	Early Voting	Election Day
For	280	66.83%	<div style="width: 66.83%;"><div style="width: 66.83%;"></div></div>	3	107	170
Against	139	33.17%	<div style="width: 33.17%;"><div style="width: 33.17%;"></div></div>	1	59	79
Total Votes Cast	419	100.00%	<div style="width: 100.00%;"><div style="width: 100.00%;"></div></div>	4	166	249
Overvotes	0			0	0	0
Undervotes	8			0	5	3

STATE PROP 9

Vote For 1

	TOTAL	VOTE %		Absentee	Early Voting	Election Day
For	329	77.59%	<div style="width: 77.59%;"><div style="width: 77.59%;"></div></div>	4	136	189
Against	95	22.41%	<div style="width: 22.41%;"><div style="width: 22.41%;"></div></div>	0	33	62
Total Votes Cast	424	100.00%	<div style="width: 100.00%;"><div style="width: 100.00%;"></div></div>	4	169	251
Overvotes	0			0	0	0
Undervotes	3			0	2	1

Precinct 0050

STATE PROP 10

Vote For 1

	TOTAL	VOTE %		Absentee	Early Voting	Election Day
For	216	51.80%	<div style="width: 51.80%;"><div style="width: 51.80%;"></div></div>	2	90	124
Against	201	48.20%	<div style="width: 48.20%;"><div style="width: 48.20%;"></div></div>	2	74	125
Total Votes Cast	417	100.00%	<div style="width: 100.00%;"><div style="width: 100.00%;"></div></div>	4	164	249
Overvotes	0			0	0	0
Undervotes	10			0	7	3

STATE PROP 11

Vote For 1

	TOTAL	VOTE %		Absentee	Early Voting	Election Day
For	243	61.06%	<div style="width: 61.06%;"><div style="width: 61.06%;"></div></div>	3	97	143
Against	155	38.94%	<div style="width: 38.94%;"><div style="width: 38.94%;"></div></div>	1	61	93
Total Votes Cast	398	100.00%	<div style="width: 100.00%;"><div style="width: 100.00%;"></div></div>	4	158	236
Overvotes	0			0	0	0
Undervotes	29			0	13	16

STATE PROP 12

Vote For 1

	TOTAL	VOTE %		Absentee	Early Voting	Election Day
For	199	51.69%	<div style="width: 51.69%;"><div style="width: 51.69%;"></div></div>	2	74	123
Against	186	48.31%	<div style="width: 48.31%;"><div style="width: 48.31%;"></div></div>	2	82	102
Total Votes Cast	385	100.00%	<div style="width: 100.00%;"><div style="width: 100.00%;"></div></div>	4	156	225
Overvotes	0			0	0	0
Undervotes	42			0	15	27

STATE PROP 13

Vote For 1

	TOTAL	VOTE %		Absentee	Early Voting	Election Day
For	186	44.50%	<div style="width: 44.50%;"><div style="width: 44.50%;"></div></div>	2	85	99
Against	232	55.50%	<div style="width: 55.50%;"><div style="width: 55.50%;"></div></div>	2	82	148
Total Votes Cast	418	100.00%	<div style="width: 100.00%;"><div style="width: 100.00%;"></div></div>	4	167	247
Overvotes	0			0	0	0
Undervotes	9			0	4	5

STATE PROP 14

Vote For 1

	TOTAL	VOTE %		Absentee	Early Voting	Election Day
For	296	70.81%	<div style="width: 70.81%;"><div style="width: 70.81%;"></div></div>	3	119	174
Against	122	29.19%	<div style="width: 29.19%;"><div style="width: 29.19%;"></div></div>	1	46	75
Total Votes Cast	418	100.00%	<div style="width: 100.00%;"><div style="width: 100.00%;"></div></div>	4	165	249
Overvotes	0			0	0	0
Undervotes	9			0	6	3




Precinct 0051

Statistics

	TOTAL	Absentee	Early Voting	Election Day
Registered Voters - Total	3,593			
Ballots Cast - Total	431	3	205	223
Ballots Cast - Blank	0	0	0	0
Voter Turnout - Total	12.00%			




STATE PROP 1

Vote For 1

	TOTAL	VOTE %	Absentee	Early Voting	Election Day
For	366	85.92% 	3	180	183
Against	60	14.08% 	0	23	37
Total Votes Cast	426	100.00% 	3	203	220
Overvotes	0		0	0	0
Undervotes	5		0	2	3




STATE PROP 2

Vote For 1

	TOTAL	VOTE %	Absentee	Early Voting	Election Day
For	279	66.59% 	2	146	131
Against	140	33.41% 	1	55	84
Total Votes Cast	419	100.00% 	3	201	215
Overvotes	0		0	0	0
Undervotes	12		0	4	8




STATE PROP 3

Vote For 1

	TOTAL	VOTE %	Absentee	Early Voting	Election Day
For	328	77.91% 	1	154	173
Against	93	22.09% 	2	49	42
Total Votes Cast	421	100.00% 	3	203	215
Overvotes	0		0	0	0
Undervotes	10		0	2	8

STATE PROP 4

Vote For 1

	TOTAL	VOTE %	Absentee	Early Voting	Election Day
For	359	84.87% 	3	178	178
Against	64	15.13% 	0	22	42
Total Votes Cast	423	100.00% 	3	200	220
Overvotes	0		0	0	0
Undervotes	8		0	5	3

Precinct 0051

STATE PROP 5

Vote For 1

	TOTAL	VOTE %		Absentee	Early Voting	Election Day
For	267	63.57%	<div style="width: 63.57%;"><div style="width: 63.57%;"></div></div>	2	131	134
Against	153	36.43%	<div style="width: 36.43%;"><div style="width: 36.43%;"></div></div>	1	69	83
Total Votes Cast	420	100.00%	<div style="width: 100.00%;"><div style="width: 100.00%;"></div></div>	3	200	217
Overvotes	0			0	0	0
Undervotes	11			0	5	6

STATE PROP 6

Vote For 1

	TOTAL	VOTE %		Absentee	Early Voting	Election Day
For	327	76.58%	<div style="width: 76.58%;"><div style="width: 76.58%;"></div></div>	2	159	166
Against	100	23.42%	<div style="width: 23.42%;"><div style="width: 23.42%;"></div></div>	1	44	55
Total Votes Cast	427	100.00%	<div style="width: 100.00%;"><div style="width: 100.00%;"></div></div>	3	203	221
Overvotes	0			0	0	0
Undervotes	4			0	2	2

STATE PROP 7

Vote For 1

	TOTAL	VOTE %		Absentee	Early Voting	Election Day
For	298	69.79%	<div style="width: 69.79%;"><div style="width: 69.79%;"></div></div>	2	142	154
Against	129	30.21%	<div style="width: 30.21%;"><div style="width: 30.21%;"></div></div>	1	61	67
Total Votes Cast	427	100.00%	<div style="width: 100.00%;"><div style="width: 100.00%;"></div></div>	3	203	221
Overvotes	0			0	0	0
Undervotes	4			0	2	2

STATE PROP 8

Vote For 1

	TOTAL	VOTE %		Absentee	Early Voting	Election Day
For	292	69.03%	<div style="width: 69.03%;"><div style="width: 69.03%;"></div></div>	1	147	144
Against	131	30.97%	<div style="width: 30.97%;"><div style="width: 30.97%;"></div></div>	2	55	74
Total Votes Cast	423	100.00%	<div style="width: 100.00%;"><div style="width: 100.00%;"></div></div>	3	202	218
Overvotes	0			0	0	0
Undervotes	8			0	3	5

STATE PROP 9

Vote For 1

	TOTAL	VOTE %		Absentee	Early Voting	Election Day
For	348	81.69%	<div style="width: 81.69%;"><div style="width: 81.69%;"></div></div>	3	174	171
Against	78	18.31%	<div style="width: 18.31%;"><div style="width: 18.31%;"></div></div>	0	30	48
Total Votes Cast	426	100.00%	<div style="width: 100.00%;"><div style="width: 100.00%;"></div></div>	3	204	219
Overvotes	0			0	0	0
Undervotes	5			0	1	4

Precinct 0051

STATE PROP 10

Vote For 1

	TOTAL	VOTE %		Absentee	Early Voting	Election Day
For	259	61.81%	<div style="width: 61.81%;"><div style="width: 61.81%;"></div></div>	2	127	130
Against	160	38.19%	<div style="width: 38.19%;"><div style="width: 38.19%;"></div></div>	1	72	87
Total Votes Cast	419	100.00%	<div style="width: 100.00%;"><div style="width: 100.00%;"></div></div>	3	199	217
Overvotes	0			0	0	0
Undervotes	12			0	6	6

STATE PROP 11

Vote For 1

	TOTAL	VOTE %		Absentee	Early Voting	Election Day
For	232	58.00%	<div style="width: 58.00%;"><div style="width: 58.00%;"></div></div>	3	122	107
Against	168	42.00%	<div style="width: 42.00%;"><div style="width: 42.00%;"></div></div>	0	69	99
Total Votes Cast	400	100.00%	<div style="width: 100.00%;"><div style="width: 100.00%;"></div></div>	3	191	206
Overvotes	0			0	0	0
Undervotes	31			0	14	17

STATE PROP 12

Vote For 1

	TOTAL	VOTE %		Absentee	Early Voting	Election Day
For	208	53.20%	<div style="width: 53.20%;"><div style="width: 53.20%;"></div></div>	0	104	104
Against	183	46.80%	<div style="width: 46.80%;"><div style="width: 46.80%;"></div></div>	2	84	97
Total Votes Cast	391	100.00%	<div style="width: 100.00%;"><div style="width: 100.00%;"></div></div>	2	188	201
Overvotes	0			0	0	0
Undervotes	40			1	17	22

STATE PROP 13

Vote For 1

	TOTAL	VOTE %		Absentee	Early Voting	Election Day
For	150	36.23%	<div style="width: 36.23%;"><div style="width: 36.23%;"></div></div>	0	81	69
Against	264	63.77%	<div style="width: 63.77%;"><div style="width: 63.77%;"></div></div>	3	120	141
Total Votes Cast	414	100.00%	<div style="width: 100.00%;"><div style="width: 100.00%;"></div></div>	3	201	210
Overvotes	0			0	0	0
Undervotes	17			0	4	13

STATE PROP 14




Vote For 1

	TOTAL	VOTE %		Absentee	Early Voting	Election Day
For	313	74.35%	<div style="width: 74.35%;"><div style="width: 74.35%;"></div></div>	3	156	154
Against	108	25.65%	<div style="width: 25.65%;"><div style="width: 25.65%;"></div></div>	0	46	62
Total Votes Cast	421	100.00%	<div style="width: 100.00%;"><div style="width: 100.00%;"></div></div>	3	202	216
Overvotes	0			0	0	0
Undervotes	10			0	3	7

Precinct 0051

Proposition A Whitehouse ISD

Vote For 1

	TOTAL	VOTE %		Absentee	Early Voting	Election Day
For	320	76.74%		2	157	161
Against	97	23.26%		0	42	55
Total Votes Cast	417	100.00%		2	199	216
Overvotes	0			0	0	0
Undervotes	14			1	6	7

Precinct 0052

Statistics	TOTAL	Absentee	Early Voting	Election Day
Registered Voters - Total	2,602			
Ballots Cast - Total	573	5	230	338
Ballots Cast - Blank	0	0	0	0
Voter Turnout - Total	22.02%			

STATE PROP 1

Vote For 1

	TOTAL	VOTE %	Absentee	Early Voting	Election Day
For	494	86.51%	5	200	289
Against	77	13.49%	0	30	47
Total Votes Cast	571	100.00%	5	230	336
Overvotes	0		0	0	0
Undervotes	2		0	0	2

STATE PROP 2

Vote For 1

	TOTAL	VOTE %	Absentee	Early Voting	Election Day
For	321	57.53%	1	126	194
Against	237	42.47%	4	97	136
Total Votes Cast	558	100.00%	5	223	330
Overvotes	0		0	0	0
Undervotes	15		0	7	8

STATE PROP 3

Vote For 1

	TOTAL	VOTE %	Absentee	Early Voting	Election Day
For	484	85.97%	5	209	270
Against	79	14.03%	0	19	60
Total Votes Cast	563	100.00%	5	228	330
Overvotes	0		0	0	0
Undervotes	10		0	2	8

STATE PROP 4

Vote For 1

	TOTAL	VOTE %	Absentee	Early Voting	Election Day
For	501	88.36%	5	201	295
Against	66	11.64%	0	26	40
Total Votes Cast	567	100.00%	5	227	335
Overvotes	0		0	0	0
Undervotes	6		0	3	3

Precinct 0052

STATE PROP 5

Vote For 1

	TOTAL	VOTE %		Absentee	Early Voting	Election Day
For	280	50.09%	<div style="width: 50.09%;"><div style="width: 50.09%;"></div></div>	1	112	167
Against	279	49.91%	<div style="width: 49.91%;"><div style="width: 49.91%;"></div></div>	4	111	164
Total Votes Cast	559	100.00%	<div style="width: 100.00%;"><div style="width: 100.00%;"></div></div>	5	223	331
Overvotes	0			0	0	0
Undervotes	14			0	7	7

STATE PROP 6

Vote For 1

	TOTAL	VOTE %		Absentee	Early Voting	Election Day
For	343	61.36%	<div style="width: 61.36%;"><div style="width: 61.36%;"></div></div>	1	144	198
Against	216	38.64%	<div style="width: 38.64%;"><div style="width: 38.64%;"></div></div>	4	81	131
Total Votes Cast	559	100.00%	<div style="width: 100.00%;"><div style="width: 100.00%;"></div></div>	5	225	329
Overvotes	0			0	0	0
Undervotes	14			0	5	9

STATE PROP 7

Vote For 1

	TOTAL	VOTE %		Absentee	Early Voting	Election Day
For	333	59.36%	<div style="width: 59.36%;"><div style="width: 59.36%;"></div></div>	1	140	192
Against	228	40.64%	<div style="width: 40.64%;"><div style="width: 40.64%;"></div></div>	4	86	138
Total Votes Cast	561	100.00%	<div style="width: 100.00%;"><div style="width: 100.00%;"></div></div>	5	226	330
Overvotes	0			0	0	0
Undervotes	12			0	4	8

STATE PROP 8

Vote For 1

	TOTAL	VOTE %		Absentee	Early Voting	Election Day
For	341	60.68%	<div style="width: 60.68%;"><div style="width: 60.68%;"></div></div>	1	139	201
Against	221	39.32%	<div style="width: 39.32%;"><div style="width: 39.32%;"></div></div>	4	88	129
Total Votes Cast	562	100.00%	<div style="width: 100.00%;"><div style="width: 100.00%;"></div></div>	5	227	330
Overvotes	0			0	0	0
Undervotes	11			0	3	8

STATE PROP 9

Vote For 1

	TOTAL	VOTE %		Absentee	Early Voting	Election Day
For	398	70.32%	<div style="width: 70.32%;"><div style="width: 70.32%;"></div></div>	2	161	235
Against	168	29.68%	<div style="width: 29.68%;"><div style="width: 29.68%;"></div></div>	3	68	97
Total Votes Cast	566	100.00%	<div style="width: 100.00%;"><div style="width: 100.00%;"></div></div>	5	229	332
Overvotes	0			0	0	0
Undervotes	7			0	1	6

Precinct 0052

STATE PROP 10

Vote For 1

	TOTAL	VOTE %		Absentee	Early Voting	Election Day
For	270	48.39%	<div style="width: 48.39%;"><div style="width: 48.39%;"></div></div>	1	108	161
Against	288	51.61%	<div style="width: 51.61%;"><div style="width: 51.61%;"></div></div>	4	116	168
Total Votes Cast	558	100.00%	<div style="width: 100.00%;"><div style="width: 100.00%;"></div></div>	5	224	329
Overvotes	0			0	0	0
Undervotes	15			0	6	9

STATE PROP 11

Vote For 1

	TOTAL	VOTE %		Absentee	Early Voting	Election Day
For	235	43.68%	<div style="width: 43.68%;"><div style="width: 43.68%;"></div></div>	0	94	141
Against	303	56.32%	<div style="width: 56.32%;"><div style="width: 56.32%;"></div></div>	5	120	178
Total Votes Cast	538	100.00%	<div style="width: 100.00%;"><div style="width: 100.00%;"></div></div>	5	214	319
Overvotes	0			0	0	0
Undervotes	35			0	16	19

STATE PROP 12

Vote For 1

	TOTAL	VOTE %		Absentee	Early Voting	Election Day
For	298	57.86%	<div style="width: 57.86%;"><div style="width: 57.86%;"></div></div>	4	138	156
Against	217	42.14%	<div style="width: 42.14%;"><div style="width: 42.14%;"></div></div>	1	73	143
Total Votes Cast	515	100.00%	<div style="width: 100.00%;"><div style="width: 100.00%;"></div></div>	5	211	299
Overvotes	0			0	0	0
Undervotes	58			0	19	39

STATE PROP 13

Vote For 1

	TOTAL	VOTE %		Absentee	Early Voting	Election Day
For	192	34.41%	<div style="width: 34.41%;"><div style="width: 34.41%;"></div></div>	0	78	114
Against	366	65.59%	<div style="width: 65.59%;"><div style="width: 65.59%;"></div></div>	5	146	215
Total Votes Cast	558	100.00%	<div style="width: 100.00%;"><div style="width: 100.00%;"></div></div>	5	224	329
Overvotes	0			0	0	0
Undervotes	15			0	6	9

STATE PROP 14




Vote For 1

	TOTAL	VOTE %		Absentee	Early Voting	Election Day
For	347	62.08%	<div style="width: 62.08%;"><div style="width: 62.08%;"></div></div>	1	131	215
Against	212	37.92%	<div style="width: 37.92%;"><div style="width: 37.92%;"></div></div>	4	93	115
Total Votes Cast	559	100.00%	<div style="width: 100.00%;"><div style="width: 100.00%;"></div></div>	5	224	330
Overvotes	0			0	0	0
Undervotes	14			0	6	8

Precinct 0052

Proposition A Lindale ISD

Vote For 1

	TOTAL	VOTE %		Absentee	Early Voting	Election Day
For	272	60.85%		2	138	132
Against	175	39.15%		3	82	90
Total Votes Cast	447	100.00%		5	220	222
Overvotes	0			0	0	0
Undervotes	20			0	7	13

Precinct 0053

Statistics	TOTAL	Absentee	Early Voting	Election Day
Registered Voters - Total	424			
Ballots Cast - Total	57	0	19	38
Ballots Cast - Blank	0	0	0	0
Voter Turnout - Total	13.44%			

STATE PROP 1

Vote For 1

	TOTAL	VOTE %	Absentee	Early Voting	Election Day
For	46	83.64%	0	15	31
Against	9	16.36%	0	4	5
Total Votes Cast	55	100.00%	0	19	36
Overvotes	0		0	0	0
Undervotes	2		0	0	2

STATE PROP 2

Vote For 1

	TOTAL	VOTE %	Absentee	Early Voting	Election Day
For	36	65.45%	0	11	25
Against	19	34.55%	0	8	11
Total Votes Cast	55	100.00%	0	19	36
Overvotes	0		0	0	0
Undervotes	2		0	0	2

STATE PROP 3

Vote For 1

	TOTAL	VOTE %	Absentee	Early Voting	Election Day
For	43	81.13%	0	14	29
Against	10	18.87%	0	4	6
Total Votes Cast	53	100.00%	0	18	35
Overvotes	0		0	0	0
Undervotes	4		0	1	3

STATE PROP 4

Vote For 1

	TOTAL	VOTE %	Absentee	Early Voting	Election Day
For	43	84.31%	0	13	30
Against	8	15.69%	0	4	4
Total Votes Cast	51	100.00%	0	17	34
Overvotes	0		0	0	0
Undervotes	6		0	2	4

Precinct 0053

STATE PROP 5

Vote For 1

	TOTAL	VOTE %		Absentee	Early Voting	Election Day
For	32	59.26%	<div style="width: 59.26%;"><div style="width: 59.26%;"></div></div>	0	9	23
Against	22	40.74%	<div style="width: 40.74%;"><div style="width: 40.74%;"></div></div>	0	10	12
Total Votes Cast	54	100.00%	<div style="width: 100.00%;"><div style="width: 100.00%;"></div></div>	0	19	35
Overvotes	0			0	0	0
Undervotes	3			0	0	3

STATE PROP 6

Vote For 1

	TOTAL	VOTE %		Absentee	Early Voting	Election Day
For	44	81.48%	<div style="width: 81.48%;"><div style="width: 81.48%;"></div></div>	0	14	30
Against	10	18.52%	<div style="width: 18.52%;"><div style="width: 18.52%;"></div></div>	0	5	5
Total Votes Cast	54	100.00%	<div style="width: 100.00%;"><div style="width: 100.00%;"></div></div>	0	19	35
Overvotes	0			0	0	0
Undervotes	3			0	0	3

STATE PROP 7

Vote For 1

	TOTAL	VOTE %		Absentee	Early Voting	Election Day
For	40	74.07%	<div style="width: 74.07%;"><div style="width: 74.07%;"></div></div>	0	13	27
Against	14	25.93%	<div style="width: 25.93%;"><div style="width: 25.93%;"></div></div>	0	5	9
Total Votes Cast	54	100.00%	<div style="width: 100.00%;"><div style="width: 100.00%;"></div></div>	0	18	36
Overvotes	0			0	0	0
Undervotes	3			0	1	2

STATE PROP 8

Vote For 1

	TOTAL	VOTE %		Absentee	Early Voting	Election Day
For	43	76.79%	<div style="width: 76.79%;"><div style="width: 76.79%;"></div></div>	0	13	30
Against	13	23.21%	<div style="width: 23.21%;"><div style="width: 23.21%;"></div></div>	0	6	7
Total Votes Cast	56	100.00%	<div style="width: 100.00%;"><div style="width: 100.00%;"></div></div>	0	19	37
Overvotes	0			0	0	0
Undervotes	1			0	0	1

STATE PROP 9

Vote For 1

	TOTAL	VOTE %		Absentee	Early Voting	Election Day
For	40	74.07%	<div style="width: 74.07%;"><div style="width: 74.07%;"></div></div>	0	16	24
Against	14	25.93%	<div style="width: 25.93%;"><div style="width: 25.93%;"></div></div>	0	3	11
Total Votes Cast	54	100.00%	<div style="width: 100.00%;"><div style="width: 100.00%;"></div></div>	0	19	35
Overvotes	0			0	0	0
Undervotes	3			0	0	3

Precinct 0053

STATE PROP 10

Vote For 1

	TOTAL	VOTE %		Absentee	Early Voting	Election Day
For	33	62.26%	<div style="width: 62.26%;"><div style="width: 62.26%;"></div></div>	0	10	23
Against	20	37.74%	<div style="width: 37.74%;"><div style="width: 37.74%;"></div></div>	0	8	12
Total Votes Cast	53	100.00%	<div style="width: 100.00%;"><div style="width: 100.00%;"></div></div>	0	18	35
Overvotes	0			0	0	0
Undervotes	4			0	1	3

STATE PROP 11

Vote For 1

	TOTAL	VOTE %		Absentee	Early Voting	Election Day
For	34	66.67%	<div style="width: 66.67%;"><div style="width: 66.67%;"></div></div>	0	9	25
Against	17	33.33%	<div style="width: 33.33%;"><div style="width: 33.33%;"></div></div>	0	7	10
Total Votes Cast	51	100.00%	<div style="width: 100.00%;"><div style="width: 100.00%;"></div></div>	0	16	35
Overvotes	0			0	0	0
Undervotes	6			0	3	3

STATE PROP 12

Vote For 1

	TOTAL	VOTE %		Absentee	Early Voting	Election Day
For	24	52.17%	<div style="width: 52.17%;"><div style="width: 52.17%;"></div></div>	0	8	16
Against	22	47.83%	<div style="width: 47.83%;"><div style="width: 47.83%;"></div></div>	0	6	16
Total Votes Cast	46	100.00%	<div style="width: 100.00%;"><div style="width: 100.00%;"></div></div>	0	14	32
Overvotes	0			0	0	0
Undervotes	11			0	5	6

STATE PROP 13

Vote For 1

	TOTAL	VOTE %		Absentee	Early Voting	Election Day
For	23	43.40%	<div style="width: 43.40%;"><div style="width: 43.40%;"></div></div>	0	3	20
Against	30	56.60%	<div style="width: 56.60%;"><div style="width: 56.60%;"></div></div>	0	14	16
Total Votes Cast	53	100.00%	<div style="width: 100.00%;"><div style="width: 100.00%;"></div></div>	0	17	36
Overvotes	0			0	0	0
Undervotes	4			0	2	2

STATE PROP 14

Vote For 1

	TOTAL	VOTE %		Absentee	Early Voting	Election Day
For	36	66.67%	<div style="width: 66.67%;"><div style="width: 66.67%;"></div></div>	0	10	26
Against	18	33.33%	<div style="width: 33.33%;"><div style="width: 33.33%;"></div></div>	0	8	10
Total Votes Cast	54	100.00%	<div style="width: 100.00%;"><div style="width: 100.00%;"></div></div>	0	18	36
Overvotes	0			0	0	0
Undervotes	3			0	1	2

Precinct 0053

Mayor City of Overton

Vote For 1

	TOTAL	VOTE %	Absentee	Early Voting	Election Day
Richard "Bubba" Howell	3	20.00%	0	2	1
Curtis Gilbert	12	80.00%	0	1	11
Total Votes Cast	15	100.00%	0	3	12
Overvotes	0		0	0	0
Undervotes	2		0	1	1

Council, Place 2 City of Overton

Vote For 1

	TOTAL	VOTE %	Absentee	Early Voting	Election Day
Christopher Hall	11	100.00%	0	1	10
Total Votes Cast	11	100.00%	0	1	10
Overvotes	0		0	0	0
Undervotes	6		0	3	3

Council, Place 4 City of Overton

Vote For 1

	TOTAL	VOTE %	Absentee	Early Voting	Election Day
Raymond G. "Tuck" Moon	15	100.00%	0	3	12
Total Votes Cast	15	100.00%	0	3	12
Overvotes	0		0	0	0
Undervotes	2		0	1	1

Council, Place 3, Unexpired Term City of Overton

Vote For 1

	TOTAL	VOTE %	Absentee	Early Voting	Election Day
April Littlefield	15	100.00%	0	3	12
Total Votes Cast	15	100.00%	0	3	12
Overvotes	0		0	0	0
Undervotes	2		0	1	1

Precinct 0054

Statistics

	TOTAL	Absentee	Early Voting	Election Day
Registered Voters - Total	3,228			
Ballots Cast - Total	467	10	210	247
Ballots Cast - Blank	0	0	0	0
Voter Turnout - Total	14.47%			

STATE PROP 1

Vote For 1

	TOTAL	VOTE %		Absentee	Early Voting	Election Day
For	347	76.10%		10	162	175
Against	109	23.90%		0	42	67
Total Votes Cast	456	100.00%		10	204	242
Overvotes	0			0	0	0
Undervotes	11			0	6	5

STATE PROP 2

Vote For 1

	TOTAL	VOTE %		Absentee	Early Voting	Election Day
For	280	62.22%		9	119	152
Against	170	37.78%		1	83	86
Total Votes Cast	450	100.00%		10	202	238
Overvotes	0			0	0	0
Undervotes	17			0	8	9

STATE PROP 3

Vote For 1

	TOTAL	VOTE %		Absentee	Early Voting	Election Day
For	337	74.89%		8	155	174
Against	113	25.11%		2	46	65
Total Votes Cast	450	100.00%		10	201	239
Overvotes	0			0	0	0
Undervotes	17			0	9	8

STATE PROP 4

Vote For 1

	TOTAL	VOTE %		Absentee	Early Voting	Election Day
For	371	81.36%		9	169	193
Against	85	18.64%		1	34	50
Total Votes Cast	456	100.00%		10	203	243
Overvotes	0			0	0	0
Undervotes	11			0	7	4

Precinct 0054

STATE PROP 5

Vote For 1

	TOTAL	VOTE %		Absentee	Early Voting	Election Day
For	271	59.69%	<div style="width: 59.69%;"><div style="width: 59.69%;"></div></div>	7	108	156
Against	183	40.31%	<div style="width: 40.31%;"><div style="width: 40.31%;"></div></div>	3	96	84
Total Votes Cast	454	100.00%	<div style="width: 100.00%;"><div style="width: 100.00%;"></div></div>	10	204	240
Overvotes	0			0	0	0
Undervotes	13			0	6	7

STATE PROP 6

Vote For 1

	TOTAL	VOTE %		Absentee	Early Voting	Election Day
For	341	74.62%	<div style="width: 74.62%;"><div style="width: 74.62%;"></div></div>	8	158	175
Against	116	25.38%	<div style="width: 25.38%;"><div style="width: 25.38%;"></div></div>	2	46	68
Total Votes Cast	457	100.00%	<div style="width: 100.00%;"><div style="width: 100.00%;"></div></div>	10	204	243
Overvotes	0			0	0	0
Undervotes	10			0	6	4

STATE PROP 7

Vote For 1

	TOTAL	VOTE %		Absentee	Early Voting	Election Day
For	292	64.32%	<div style="width: 64.32%;"><div style="width: 64.32%;"></div></div>	9	140	143
Against	162	35.68%	<div style="width: 35.68%;"><div style="width: 35.68%;"></div></div>	1	62	99
Total Votes Cast	454	100.00%	<div style="width: 100.00%;"><div style="width: 100.00%;"></div></div>	10	202	242
Overvotes	0			0	0	0
Undervotes	13			0	8	5

STATE PROP 8

Vote For 1

	TOTAL	VOTE %		Absentee	Early Voting	Election Day
For	310	68.58%	<div style="width: 68.58%;"><div style="width: 68.58%;"></div></div>	7	139	164
Against	142	31.42%	<div style="width: 31.42%;"><div style="width: 31.42%;"></div></div>	3	62	77
Total Votes Cast	452	100.00%	<div style="width: 100.00%;"><div style="width: 100.00%;"></div></div>	10	201	241
Overvotes	0			0	0	0
Undervotes	15			0	9	6

STATE PROP 9

Vote For 1

	TOTAL	VOTE %		Absentee	Early Voting	Election Day
For	383	82.90%	<div style="width: 82.90%;"><div style="width: 82.90%;"></div></div>	8	177	198
Against	79	17.10%	<div style="width: 17.10%;"><div style="width: 17.10%;"></div></div>	2	33	44
Total Votes Cast	462	100.00%	<div style="width: 100.00%;"><div style="width: 100.00%;"></div></div>	10	210	242
Overvotes	0			0	0	0
Undervotes	5			0	0	5

Precinct 0054

STATE PROP 10

Vote For 1

	TOTAL	VOTE %		Absentee	Early Voting	Election Day
For	250	55.80%	<div style="width: 55.80%;"><div style="width: 55.80%;"></div></div>	8	122	120
Against	198	44.20%	<div style="width: 44.20%;"><div style="width: 44.20%;"></div></div>	2	79	117
Total Votes Cast	448	100.00%	<div style="width: 100.00%;"><div style="width: 100.00%;"></div></div>	10	201	237
Overvotes	0			0	0	0
Undervotes	19			0	9	10

STATE PROP 11

Vote For 1

	TOTAL	VOTE %		Absentee	Early Voting	Election Day
For	270	61.93%	<div style="width: 61.93%;"><div style="width: 61.93%;"></div></div>	7	125	138
Against	166	38.07%	<div style="width: 38.07%;"><div style="width: 38.07%;"></div></div>	3	71	92
Total Votes Cast	436	100.00%	<div style="width: 100.00%;"><div style="width: 100.00%;"></div></div>	10	196	230
Overvotes	0			0	0	0
Undervotes	31			0	14	17

STATE PROP 12

Vote For 1

	TOTAL	VOTE %		Absentee	Early Voting	Election Day
For	214	50.23%	<div style="width: 50.23%;"><div style="width: 50.23%;"></div></div>	9	106	99
Against	212	49.77%	<div style="width: 49.77%;"><div style="width: 49.77%;"></div></div>	1	83	128
Total Votes Cast	426	100.00%	<div style="width: 100.00%;"><div style="width: 100.00%;"></div></div>	10	189	227
Overvotes	0			0	0	0
Undervotes	41			0	21	20

STATE PROP 13

Vote For 1

	TOTAL	VOTE %		Absentee	Early Voting	Election Day
For	173	38.44%	<div style="width: 38.44%;"><div style="width: 38.44%;"></div></div>	5	85	83
Against	277	61.56%	<div style="width: 61.56%;"><div style="width: 61.56%;"></div></div>	5	116	156
Total Votes Cast	450	100.00%	<div style="width: 100.00%;"><div style="width: 100.00%;"></div></div>	10	201	239
Overvotes	0			0	0	0
Undervotes	17			0	9	8

STATE PROP 14

Vote For 1

	TOTAL	VOTE %		Absentee	Early Voting	Election Day
For	324	71.21%	<div style="width: 71.21%;"><div style="width: 71.21%;"></div></div>	7	139	178
Against	131	28.79%	<div style="width: 28.79%;"><div style="width: 28.79%;"></div></div>	3	66	62
Total Votes Cast	455	100.00%	<div style="width: 100.00%;"><div style="width: 100.00%;"></div></div>	10	205	240
Overvotes	0			0	0	0
Undervotes	12			0	5	7




Precinct 0055

Statistics

	TOTAL	Absentee	Early Voting	Election Day
Registered Voters - Total	2,189			
Ballots Cast - Total	175	2	89	84
Ballots Cast - Blank	0	0	0	0
Voter Turnout - Total	7.99%			




STATE PROP 1

Vote For 1

	TOTAL	VOTE %	Absentee	Early Voting	Election Day
For	142	81.61% 	2	71	69
Against	32	18.39% 	0	17	15
Total Votes Cast	174	100.00% 	2	88	84
Overvotes	0		0	0	0
Undervotes	1		0	1	0




STATE PROP 2

Vote For 1

	TOTAL	VOTE %	Absentee	Early Voting	Election Day
For	118	69.01% 	2	60	56
Against	53	30.99% 	0	28	25
Total Votes Cast	171	100.00% 	2	88	81
Overvotes	0		0	0	0
Undervotes	4		0	1	3




STATE PROP 3

Vote For 1

	TOTAL	VOTE %	Absentee	Early Voting	Election Day
For	127	74.27% 	2	62	63
Against	44	25.73% 	0	24	20
Total Votes Cast	171	100.00% 	2	86	83
Overvotes	0		0	0	0
Undervotes	4		0	3	1

STATE PROP 4

Vote For 1

	TOTAL	VOTE %	Absentee	Early Voting	Election Day
For	134	78.82% 	2	68	64
Against	36	21.18% 	0	18	18
Total Votes Cast	170	100.00% 	2	86	82
Overvotes	0		0	0	0
Undervotes	5		0	3	2

Precinct 0055

STATE PROP 5

Vote For 1

	TOTAL	VOTE %		Absentee	Early Voting	Election Day
For	103	59.54%	<div style="width: 59.54%;"><div style="width: 59.54%;"></div></div>	0	55	48
Against	70	40.46%	<div style="width: 40.46%;"><div style="width: 40.46%;"></div></div>	2	33	35
Total Votes Cast	173	100.00%	<div style="width: 100.00%;"><div style="width: 100.00%;"></div></div>	2	88	83
Overvotes	0			0	0	0
Undervotes	2			0	1	1

STATE PROP 6

Vote For 1

	TOTAL	VOTE %		Absentee	Early Voting	Election Day
For	122	72.62%	<div style="width: 72.62%;"><div style="width: 72.62%;"></div></div>	0	66	56
Against	46	27.38%	<div style="width: 27.38%;"><div style="width: 27.38%;"></div></div>	2	21	23
Total Votes Cast	168	100.00%	<div style="width: 100.00%;"><div style="width: 100.00%;"></div></div>	2	87	79
Overvotes	0			0	0	0
Undervotes	7			0	2	5

STATE PROP 7

Vote For 1

	TOTAL	VOTE %		Absentee	Early Voting	Election Day
For	106	61.63%	<div style="width: 61.63%;"><div style="width: 61.63%;"></div></div>	0	63	43
Against	66	38.37%	<div style="width: 38.37%;"><div style="width: 38.37%;"></div></div>	2	26	38
Total Votes Cast	172	100.00%	<div style="width: 100.00%;"><div style="width: 100.00%;"></div></div>	2	89	81
Overvotes	0			0	0	0
Undervotes	3			0	0	3

STATE PROP 8

Vote For 1

	TOTAL	VOTE %		Absentee	Early Voting	Election Day
For	115	67.25%	<div style="width: 67.25%;"><div style="width: 67.25%;"></div></div>	2	58	55
Against	56	32.75%	<div style="width: 32.75%;"><div style="width: 32.75%;"></div></div>	0	30	26
Total Votes Cast	171	100.00%	<div style="width: 100.00%;"><div style="width: 100.00%;"></div></div>	2	88	81
Overvotes	0			0	0	0
Undervotes	4			0	1	3

STATE PROP 9

Vote For 1

	TOTAL	VOTE %		Absentee	Early Voting	Election Day
For	152	87.36%	<div style="width: 87.36%;"><div style="width: 87.36%;"></div></div>	2	79	71
Against	22	12.64%	<div style="width: 12.64%;"><div style="width: 12.64%;"></div></div>	0	10	12
Total Votes Cast	174	100.00%	<div style="width: 100.00%;"><div style="width: 100.00%;"></div></div>	2	89	83
Overvotes	0			0	0	0
Undervotes	1			0	0	1

Precinct 0055

STATE PROP 10

Vote For 1

	TOTAL	VOTE %		Absentee	Early Voting	Election Day
For	84	49.41%	<div style="width: 49.41%;"><div style="width: 49.41%;"></div></div>	2	40	42
Against	86	50.59%	<div style="width: 50.59%;"><div style="width: 50.59%;"></div></div>	0	47	39
Total Votes Cast	170	100.00%	<div style="width: 100.00%;"><div style="width: 100.00%;"></div></div>	2	87	81
Overvotes	0			0	0	0
Undervotes	5			0	2	3

STATE PROP 11

Vote For 1

	TOTAL	VOTE %		Absentee	Early Voting	Election Day
For	107	65.24%	<div style="width: 65.24%;"><div style="width: 65.24%;"></div></div>	2	52	53
Against	57	34.76%	<div style="width: 34.76%;"><div style="width: 34.76%;"></div></div>	0	33	24
Total Votes Cast	164	100.00%	<div style="width: 100.00%;"><div style="width: 100.00%;"></div></div>	2	85	77
Overvotes	0			0	0	0
Undervotes	11			0	4	7

STATE PROP 12

Vote For 1

	TOTAL	VOTE %		Absentee	Early Voting	Election Day
For	74	45.96%	<div style="width: 45.96%;"><div style="width: 45.96%;"></div></div>	0	40	34
Against	87	54.04%	<div style="width: 54.04%;"><div style="width: 54.04%;"></div></div>	2	45	40
Total Votes Cast	161	100.00%	<div style="width: 100.00%;"><div style="width: 100.00%;"></div></div>	2	85	74
Overvotes	0			0	0	0
Undervotes	14			0	4	10

STATE PROP 13

Vote For 1

	TOTAL	VOTE %		Absentee	Early Voting	Election Day
For	52	30.41%	<div style="width: 30.41%;"><div style="width: 30.41%;"></div></div>	0	26	26
Against	119	69.59%	<div style="width: 69.59%;"><div style="width: 69.59%;"></div></div>	2	63	54
Total Votes Cast	171	100.00%	<div style="width: 100.00%;"><div style="width: 100.00%;"></div></div>	2	89	80
Overvotes	0			0	0	0
Undervotes	4			0	0	4

STATE PROP 14

Vote For 1

	TOTAL	VOTE %		Absentee	Early Voting	Election Day
For	128	75.29%	<div style="width: 75.29%;"><div style="width: 75.29%;"></div></div>	2	68	58
Against	42	24.71%	<div style="width: 24.71%;"><div style="width: 24.71%;"></div></div>	0	20	22
Total Votes Cast	170	100.00%	<div style="width: 100.00%;"><div style="width: 100.00%;"></div></div>	2	88	80
Overvotes	0			0	0	0
Undervotes	5			0	1	4




Precinct 0056

Statistics

	TOTAL	Absentee	Early Voting	Election Day
Registered Voters - Total	3,508			
Ballots Cast - Total	557	9	238	310
Ballots Cast - Blank	0	0	0	0
Voter Turnout - Total	15.88%			




STATE PROP 1

Vote For 1

	TOTAL	VOTE %		Absentee	Early Voting	Election Day
For	431	77.80%		8	183	240
Against	123	22.20%		1	54	68
Total Votes Cast	554	100.00%		9	237	308
Overvotes	0			0	0	0
Undervotes	3			0	1	2




STATE PROP 2

Vote For 1

	TOTAL	VOTE %		Absentee	Early Voting	Election Day
For	319	58.53%		5	144	170
Against	226	41.47%		4	90	132
Total Votes Cast	545	100.00%		9	234	302
Overvotes	0			0	0	0
Undervotes	12			0	4	8




STATE PROP 3

Vote For 1

	TOTAL	VOTE %		Absentee	Early Voting	Election Day
For	424	78.08%		7	198	219
Against	119	21.92%		2	37	80
Total Votes Cast	543	100.00%		9	235	299
Overvotes	0			0	0	0
Undervotes	14			0	3	11

STATE PROP 4

Vote For 1

	TOTAL	VOTE %		Absentee	Early Voting	Election Day
For	450	81.97%		8	199	243
Against	99	18.03%		1	36	62
Total Votes Cast	549	100.00%		9	235	305
Overvotes	0			0	0	0
Undervotes	8			0	3	5

Precinct 0056

STATE PROP 5

Vote For 1

	TOTAL	VOTE %		Absentee	Early Voting	Election Day
For	309	56.91%	<div style="width: 56.91%;"><div style="width: 56.91%;"></div></div>	8	139	162
Against	234	43.09%	<div style="width: 43.09%;"><div style="width: 43.09%;"></div></div>	1	92	141
Total Votes Cast	543	100.00%	<div style="width: 100.00%;"><div style="width: 100.00%;"></div></div>	9	231	303
Overvotes	0			0	0	0
Undervotes	14			0	7	7

STATE PROP 6

Vote For 1

	TOTAL	VOTE %		Absentee	Early Voting	Election Day
For	390	71.43%	<div style="width: 71.43%;"><div style="width: 71.43%;"></div></div>	8	171	211
Against	156	28.57%	<div style="width: 28.57%;"><div style="width: 28.57%;"></div></div>	1	64	91
Total Votes Cast	546	100.00%	<div style="width: 100.00%;"><div style="width: 100.00%;"></div></div>	9	235	302
Overvotes	0			0	0	0
Undervotes	11			0	3	8

STATE PROP 7

Vote For 1

	TOTAL	VOTE %		Absentee	Early Voting	Election Day
For	361	66.24%	<div style="width: 66.24%;"><div style="width: 66.24%;"></div></div>	6	158	197
Against	184	33.76%	<div style="width: 33.76%;"><div style="width: 33.76%;"></div></div>	3	76	105
Total Votes Cast	545	100.00%	<div style="width: 100.00%;"><div style="width: 100.00%;"></div></div>	9	234	302
Overvotes	0			0	0	0
Undervotes	12			0	4	8

STATE PROP 8

Vote For 1

	TOTAL	VOTE %		Absentee	Early Voting	Election Day
For	352	64.82%	<div style="width: 64.82%;"><div style="width: 64.82%;"></div></div>	6	145	201
Against	191	35.18%	<div style="width: 35.18%;"><div style="width: 35.18%;"></div></div>	3	87	101
Total Votes Cast	543	100.00%	<div style="width: 100.00%;"><div style="width: 100.00%;"></div></div>	9	232	302
Overvotes	0			0	0	0
Undervotes	14			0	6	8

STATE PROP 9

Vote For 1

	TOTAL	VOTE %		Absentee	Early Voting	Election Day
For	458	83.27%	<div style="width: 83.27%;"><div style="width: 83.27%;"></div></div>	9	190	259
Against	92	16.73%	<div style="width: 16.73%;"><div style="width: 16.73%;"></div></div>	0	45	47
Total Votes Cast	550	100.00%	<div style="width: 100.00%;"><div style="width: 100.00%;"></div></div>	9	235	306
Overvotes	0			0	0	0
Undervotes	7			0	3	4

Precinct 0056

STATE PROP 10

Vote For 1

	TOTAL	VOTE %		Absentee	Early Voting	Election Day
For	282	52.51%	<div style="width: 52.51%;"><div style="width: 52.51%;"></div></div>	7	133	142
Against	255	47.49%	<div style="width: 47.49%;"><div style="width: 47.49%;"></div></div>	2	99	154
Total Votes Cast	537	100.00%	<div style="width: 100.00%;"><div style="width: 100.00%;"></div></div>	9	232	296
Overvotes	0			0	0	0
Undervotes	20			0	6	14

STATE PROP 11

Vote For 1

	TOTAL	VOTE %		Absentee	Early Voting	Election Day
For	309	58.41%	<div style="width: 58.41%;"><div style="width: 58.41%;"></div></div>	6	139	164
Against	220	41.59%	<div style="width: 41.59%;"><div style="width: 41.59%;"></div></div>	3	88	129
Total Votes Cast	529	100.00%	<div style="width: 100.00%;"><div style="width: 100.00%;"></div></div>	9	227	293
Overvotes	0			0	0	0
Undervotes	28			0	11	17

STATE PROP 12

Vote For 1

	TOTAL	VOTE %		Absentee	Early Voting	Election Day
For	278	54.62%	<div style="width: 54.62%;"><div style="width: 54.62%;"></div></div>	4	128	146
Against	231	45.38%	<div style="width: 45.38%;"><div style="width: 45.38%;"></div></div>	5	90	136
Total Votes Cast	509	100.00%	<div style="width: 100.00%;"><div style="width: 100.00%;"></div></div>	9	218	282
Overvotes	0			0	0	0
Undervotes	48			0	20	28

STATE PROP 13

Vote For 1

	TOTAL	VOTE %		Absentee	Early Voting	Election Day
For	193	35.54%	<div style="width: 35.54%;"><div style="width: 35.54%;"></div></div>	3	87	103
Against	350	64.46%	<div style="width: 64.46%;"><div style="width: 64.46%;"></div></div>	6	147	197
Total Votes Cast	543	100.00%	<div style="width: 100.00%;"><div style="width: 100.00%;"></div></div>	9	234	300
Overvotes	0			0	0	0
Undervotes	14			0	4	10

STATE PROP 14

Vote For 1

	TOTAL	VOTE %		Absentee	Early Voting	Election Day
For	399	72.68%	<div style="width: 72.68%;"><div style="width: 72.68%;"></div></div>	8	173	218
Against	150	27.32%	<div style="width: 27.32%;"><div style="width: 27.32%;"></div></div>	1	63	86
Total Votes Cast	549	100.00%	<div style="width: 100.00%;"><div style="width: 100.00%;"></div></div>	9	236	304
Overvotes	0			0	0	0
Undervotes	8			0	2	6

Precinct 0057

Statistics

	TOTAL	Absentee	Early Voting	Election Day
Registered Voters - Total	801			
Ballots Cast - Total	143	16	62	65
Ballots Cast - Blank	0	0	0	0
Voter Turnout - Total	17.85%			

STATE PROP 1

Vote For 1

	TOTAL	VOTE %	Absentee	Early Voting	Election Day
For	113	81.30%	15	51	47
Against	26	18.70%	1	10	15
Total Votes Cast	139	100.00%	16	61	62
Overvotes	0		0	0	0
Undervotes	4		0	1	3

STATE PROP 2

Vote For 1

	TOTAL	VOTE %	Absentee	Early Voting	Election Day
For	78	56.12%	9	30	39
Against	61	43.88%	6	29	26
Total Votes Cast	139	100.00%	15	59	65
Overvotes	0		0	0	0
Undervotes	4		1	3	0

STATE PROP 3

Vote For 1

	TOTAL	VOTE %	Absentee	Early Voting	Election Day
For	108	78.83%	10	50	48
Against	29	21.17%	5	10	14
Total Votes Cast	137	100.00%	15	60	62
Overvotes	0		0	0	0
Undervotes	6		1	2	3

STATE PROP 4

Vote For 1

	TOTAL	VOTE %	Absentee	Early Voting	Election Day
For	114	82.01%	12	56	46
Against	25	17.99%	3	5	17
Total Votes Cast	139	100.00%	15	61	63
Overvotes	0		0	0	0
Undervotes	4		1	1	2

Precinct 0057

STATE PROP 5

Vote For 1

	TOTAL	VOTE %		Absentee	Early Voting	Election Day
For	78	55.32%		11	32	35
Against	63	44.68%		5	30	28
Total Votes Cast	141	100.00%		16	62	63
Overvotes	0			0	0	0
Undervotes	2			0	0	2

STATE PROP 6

Vote For 1

	TOTAL	VOTE %		Absentee	Early Voting	Election Day
For	112	81.16%		15	49	48
Against	26	18.84%		0	11	15
Total Votes Cast	138	100.00%		15	60	63
Overvotes	0			0	0	0
Undervotes	5			1	2	2

STATE PROP 7

Vote For 1

	TOTAL	VOTE %		Absentee	Early Voting	Election Day
For	96	68.57%		13	45	38
Against	44	31.43%		2	17	25
Total Votes Cast	140	100.00%		15	62	63
Overvotes	0			0	0	0
Undervotes	3			1	0	2

STATE PROP 8

Vote For 1

	TOTAL	VOTE %		Absentee	Early Voting	Election Day
For	87	62.14%		11	36	40
Against	53	37.86%		4	25	24
Total Votes Cast	140	100.00%		15	61	64
Overvotes	0			0	0	0
Undervotes	3			1	1	1

STATE PROP 9

Vote For 1

	TOTAL	VOTE %		Absentee	Early Voting	Election Day
For	105	75.00%		13	46	46
Against	35	25.00%		2	16	17
Total Votes Cast	140	100.00%		15	62	63
Overvotes	0			0	0	0
Undervotes	3			1	0	2

Precinct 0057

STATE PROP 10

Vote For 1

	TOTAL	VOTE %		Absentee	Early Voting	Election Day
For	79	56.43%	<div style="width: 56.43%;"><div style="width: 56.43%;"></div></div>	8	35	36
Against	61	43.57%	<div style="width: 43.57%;"><div style="width: 43.57%;"></div></div>	7	26	28
Total Votes Cast	140	100.00%	<div style="width: 100.00%;"><div style="width: 100.00%;"></div></div>	15	61	64
Overvotes	0			0	0	0
Undervotes	3			1	1	1

STATE PROP 11

Vote For 1

	TOTAL	VOTE %		Absentee	Early Voting	Election Day
For	81	59.56%	<div style="width: 59.56%;"><div style="width: 59.56%;"></div></div>	10	35	36
Against	55	40.44%	<div style="width: 40.44%;"><div style="width: 40.44%;"></div></div>	5	25	25
Total Votes Cast	136	100.00%	<div style="width: 100.00%;"><div style="width: 100.00%;"></div></div>	15	60	61
Overvotes	0			0	0	0
Undervotes	7			1	2	4

STATE PROP 12

Vote For 1

	TOTAL	VOTE %		Absentee	Early Voting	Election Day
For	75	57.69%	<div style="width: 57.69%;"><div style="width: 57.69%;"></div></div>	10	37	28
Against	55	42.31%	<div style="width: 42.31%;"><div style="width: 42.31%;"></div></div>	5	19	31
Total Votes Cast	130	100.00%	<div style="width: 100.00%;"><div style="width: 100.00%;"></div></div>	15	56	59
Overvotes	0			0	0	0
Undervotes	13			1	6	6

STATE PROP 13

Vote For 1

	TOTAL	VOTE %		Absentee	Early Voting	Election Day
For	60	43.80%	<div style="width: 43.80%;"><div style="width: 43.80%;"></div></div>	9	24	27
Against	77	56.20%	<div style="width: 56.20%;"><div style="width: 56.20%;"></div></div>	6	38	33
Total Votes Cast	137	100.00%	<div style="width: 100.00%;"><div style="width: 100.00%;"></div></div>	15	62	60
Overvotes	0			0	0	0
Undervotes	6			1	0	5

STATE PROP 14

Vote For 1

	TOTAL	VOTE %		Absentee	Early Voting	Election Day
For	96	69.57%	<div style="width: 69.57%;"><div style="width: 69.57%;"></div></div>	11	43	42
Against	42	30.43%	<div style="width: 30.43%;"><div style="width: 30.43%;"></div></div>	4	18	20
Total Votes Cast	138	100.00%	<div style="width: 100.00%;"><div style="width: 100.00%;"></div></div>	15	61	62
Overvotes	0			0	0	0
Undervotes	5			1	1	3

Precinct 0058

Statistics	TOTAL	Absentee	Early Voting	Election Day
Registered Voters - Total	4,247			
Ballots Cast - Total	697	10	307	380
Ballots Cast - Blank	0	0	0	0
Voter Turnout - Total	16.41%			

STATE PROP 1

Vote For 1

	TOTAL	VOTE %	Absentee	Early Voting	Election Day
For	539	77.78%	10	232	297
Against	154	22.22%	0	73	81
Total Votes Cast	693	100.00%	10	305	378
Overvotes	0		0	0	0
Undervotes	4		0	2	2

STATE PROP 2

Vote For 1

	TOTAL	VOTE %	Absentee	Early Voting	Election Day
For	414	60.79%	6	189	219
Against	267	39.21%	3	112	152
Total Votes Cast	681	100.00%	9	301	371
Overvotes	0		0	0	0
Undervotes	16		1	6	9

STATE PROP 3

Vote For 1

	TOTAL	VOTE %	Absentee	Early Voting	Election Day
For	545	79.33%	8	244	293
Against	142	20.67%	1	61	80
Total Votes Cast	687	100.00%	9	305	373
Overvotes	0		0	0	0
Undervotes	10		1	2	7

STATE PROP 4

Vote For 1

	TOTAL	VOTE %	Absentee	Early Voting	Election Day
For	555	81.02%	8	251	296
Against	130	18.98%	1	50	79
Total Votes Cast	685	100.00%	9	301	375
Overvotes	0		0	0	0
Undervotes	12		1	6	5

Precinct 0058

STATE PROP 5

Vote For 1

	TOTAL	VOTE %		Absentee	Early Voting	Election Day
For	389	57.37%	<div style="width: 57.37%;"><div style="width: 57.37%;"></div></div>	6	186	197
Against	289	42.63%	<div style="width: 42.63%;"><div style="width: 42.63%;"></div></div>	3	116	170
Total Votes Cast	678	100.00%	<div style="width: 100.00%;"><div style="width: 100.00%;"></div></div>	9	302	367
Overvotes	0			0	0	0
Undervotes	19			1	5	13

STATE PROP 6

Vote For 1

	TOTAL	VOTE %		Absentee	Early Voting	Election Day
For	465	68.28%	<div style="width: 68.28%;"><div style="width: 68.28%;"></div></div>	9	210	246
Against	216	31.72%	<div style="width: 31.72%;"><div style="width: 31.72%;"></div></div>	0	89	127
Total Votes Cast	681	100.00%	<div style="width: 100.00%;"><div style="width: 100.00%;"></div></div>	9	299	373
Overvotes	0			0	0	0
Undervotes	16			1	8	7

STATE PROP 7

Vote For 1

	TOTAL	VOTE %		Absentee	Early Voting	Election Day
For	431	63.57%	<div style="width: 63.57%;"><div style="width: 63.57%;"></div></div>	7	200	224
Against	247	36.43%	<div style="width: 36.43%;"><div style="width: 36.43%;"></div></div>	2	101	144
Total Votes Cast	678	100.00%	<div style="width: 100.00%;"><div style="width: 100.00%;"></div></div>	9	301	368
Overvotes	0			0	0	0
Undervotes	19			1	6	12

STATE PROP 8

Vote For 1

	TOTAL	VOTE %		Absentee	Early Voting	Election Day
For	439	64.84%	<div style="width: 64.84%;"><div style="width: 64.84%;"></div></div>	7	205	227
Against	238	35.16%	<div style="width: 35.16%;"><div style="width: 35.16%;"></div></div>	2	94	142
Total Votes Cast	677	100.00%	<div style="width: 100.00%;"><div style="width: 100.00%;"></div></div>	9	299	369
Overvotes	0			0	0	0
Undervotes	20			1	8	11

STATE PROP 9

Vote For 1

	TOTAL	VOTE %		Absentee	Early Voting	Election Day
For	544	79.42%	<div style="width: 79.42%;"><div style="width: 79.42%;"></div></div>	7	246	291
Against	141	20.58%	<div style="width: 20.58%;"><div style="width: 20.58%;"></div></div>	3	55	83
Total Votes Cast	685	100.00%	<div style="width: 100.00%;"><div style="width: 100.00%;"></div></div>	10	301	374
Overvotes	0			0	0	0
Undervotes	12			0	6	6

Precinct 0058

STATE PROP 10

Vote For 1

	TOTAL	VOTE %		Absentee	Early Voting	Election Day
For	352	52.30%	<div style="width: 52.30%;"><div style="width: 52.30%;"></div></div>	7	161	184
Against	321	47.70%	<div style="width: 47.70%;"><div style="width: 47.70%;"></div></div>	2	137	182
Total Votes Cast	673	100.00%	<div style="width: 100.00%;"><div style="width: 100.00%;"></div></div>	9	298	366
Overvotes	0			0	0	0
Undervotes	24			1	9	14

STATE PROP 11

Vote For 1

	TOTAL	VOTE %		Absentee	Early Voting	Election Day
For	368	56.53%	<div style="width: 56.53%;"><div style="width: 56.53%;"></div></div>	6	174	188
Against	283	43.47%	<div style="width: 43.47%;"><div style="width: 43.47%;"></div></div>	3	113	167
Total Votes Cast	651	100.00%	<div style="width: 100.00%;"><div style="width: 100.00%;"></div></div>	9	287	355
Overvotes	0			0	0	0
Undervotes	46			1	20	25

STATE PROP 12

Vote For 1

	TOTAL	VOTE %		Absentee	Early Voting	Election Day
For	336	53.25%	<div style="width: 53.25%;"><div style="width: 53.25%;"></div></div>	5	164	167
Against	295	46.75%	<div style="width: 46.75%;"><div style="width: 46.75%;"></div></div>	4	110	181
Total Votes Cast	631	100.00%	<div style="width: 100.00%;"><div style="width: 100.00%;"></div></div>	9	274	348
Overvotes	0			0	0	0
Undervotes	66			1	33	32

STATE PROP 13

Vote For 1

	TOTAL	VOTE %		Absentee	Early Voting	Election Day
For	247	36.76%	<div style="width: 36.76%;"><div style="width: 36.76%;"></div></div>	4	120	123
Against	425	63.24%	<div style="width: 63.24%;"><div style="width: 63.24%;"></div></div>	5	179	241
Total Votes Cast	672	100.00%	<div style="width: 100.00%;"><div style="width: 100.00%;"></div></div>	9	299	364
Overvotes	0			0	0	0
Undervotes	25			1	8	16

STATE PROP 14




Vote For 1

	TOTAL	VOTE %		Absentee	Early Voting	Election Day
For	470	69.22%	<div style="width: 69.22%;"><div style="width: 69.22%;"></div></div>	7	215	248
Against	209	30.78%	<div style="width: 30.78%;"><div style="width: 30.78%;"></div></div>	2	87	120
Total Votes Cast	679	100.00%	<div style="width: 100.00%;"><div style="width: 100.00%;"></div></div>	9	302	368
Overvotes	0			0	0	0
Undervotes	18			1	5	12

Precinct 0058

Proposition A Whitehouse ISD

Vote For 1

	TOTAL	VOTE %		Absentee	Early Voting	Election Day
For	204	79.07%		2	81	121
Against	54	20.93%		1	24	29
Total Votes Cast	258	100.00%		3	105	150
Overvotes	0			0	0	0
Undervotes	4			0	1	3




Precinct 0059

Statistics

	TOTAL	Absentee	Early Voting	Election Day
Registered Voters - Total	3,630			
Ballots Cast - Total	692	15	280	397
Ballots Cast - Blank	0	0	0	0
Voter Turnout - Total	19.06%			




STATE PROP 1

Vote For 1

	TOTAL	VOTE %		Absentee	Early Voting	Election Day
For	545	79.45%		14	217	314
Against	141	20.55%		1	61	79
Total Votes Cast	686	100.00%		15	278	393
Overvotes	0			0	0	0
Undervotes	6			0	2	4




STATE PROP 2

Vote For 1

	TOTAL	VOTE %		Absentee	Early Voting	Election Day
For	424	63.66%		13	171	240
Against	242	36.34%		2	97	143
Total Votes Cast	666	100.00%		15	268	383
Overvotes	0			0	0	0
Undervotes	26			0	12	14




STATE PROP 3

Vote For 1

	TOTAL	VOTE %		Absentee	Early Voting	Election Day
For	535	79.38%		13	209	313
Against	139	20.62%		2	62	75
Total Votes Cast	674	100.00%		15	271	388
Overvotes	0			0	0	0
Undervotes	18			0	9	9

STATE PROP 4




Vote For 1

	TOTAL	VOTE %		Absentee	Early Voting	Election Day
For	585	85.40%		11	234	340
Against	100	14.60%		4	43	53
Total Votes Cast	685	100.00%		15	277	393
Overvotes	0			0	0	0
Undervotes	7			0	3	4

Precinct 0059




STATE PROP 5

Vote For 1

	TOTAL	VOTE %		Absentee	Early Voting	Election Day
For	416	62.00%		9	176	231
Against	255	38.00%		6	95	154
Total Votes Cast	671	100.00%		15	271	385
Overvotes	0			0	0	0
Undervotes	21			0	9	12




STATE PROP 6

Vote For 1

	TOTAL	VOTE %		Absentee	Early Voting	Election Day
For	519	76.89%		13	210	296
Against	156	23.11%		2	62	92
Total Votes Cast	675	100.00%		15	272	388
Overvotes	0			0	0	0
Undervotes	17			0	8	9




STATE PROP 7

Vote For 1

	TOTAL	VOTE %		Absentee	Early Voting	Election Day
For	477	70.46%		9	195	273
Against	200	29.54%		6	79	115
Total Votes Cast	677	100.00%		15	274	388
Overvotes	0			0	0	0
Undervotes	15			0	6	9




STATE PROP 8

Vote For 1

	TOTAL	VOTE %		Absentee	Early Voting	Election Day
For	455	67.61%		10	180	265
Against	218	32.39%		5	92	121
Total Votes Cast	673	100.00%		15	272	386
Overvotes	0			0	0	0
Undervotes	19			0	8	11

STATE PROP 9

Vote For 1

	TOTAL	VOTE %		Absentee	Early Voting	Election Day
For	589	85.99%		13	240	336
Against	96	14.01%		2	35	59
Total Votes Cast	685	100.00%		15	275	395
Overvotes	0			0	0	0
Undervotes	7			0	5	2

Precinct 0059

STATE PROP 10

Vote For 1

	TOTAL	VOTE %		Absentee	Early Voting	Election Day
For	391	58.53%	<div style="width: 58.53%;"><div style="width: 58.53%;"></div></div>	10	171	210
Against	277	41.47%	<div style="width: 41.47%;"><div style="width: 41.47%;"></div></div>	5	100	172
Total Votes Cast	668	100.00%	<div style="width: 100.00%;"><div style="width: 100.00%;"></div></div>	15	271	382
Overvotes	0			0	0	0
Undervotes	24			0	9	15

STATE PROP 11

Vote For 1

	TOTAL	VOTE %		Absentee	Early Voting	Election Day
For	386	61.08%	<div style="width: 61.08%;"><div style="width: 61.08%;"></div></div>	11	167	208
Against	246	38.92%	<div style="width: 38.92%;"><div style="width: 38.92%;"></div></div>	3	91	152
Total Votes Cast	632	100.00%	<div style="width: 100.00%;"><div style="width: 100.00%;"></div></div>	14	258	360
Overvotes	0			0	0	0
Undervotes	60			1	22	37

STATE PROP 12

Vote For 1

	TOTAL	VOTE %		Absentee	Early Voting	Election Day
For	329	54.47%	<div style="width: 54.47%;"><div style="width: 54.47%;"></div></div>	9	137	183
Against	275	45.53%	<div style="width: 45.53%;"><div style="width: 45.53%;"></div></div>	5	113	157
Total Votes Cast	604	100.00%	<div style="width: 100.00%;"><div style="width: 100.00%;"></div></div>	14	250	340
Overvotes	0			0	0	0
Undervotes	88			1	30	57

STATE PROP 13

Vote For 1

	TOTAL	VOTE %		Absentee	Early Voting	Election Day
For	268	40.48%	<div style="width: 40.48%;"><div style="width: 40.48%;"></div></div>	9	108	151
Against	394	59.52%	<div style="width: 59.52%;"><div style="width: 59.52%;"></div></div>	6	163	225
Total Votes Cast	662	100.00%	<div style="width: 100.00%;"><div style="width: 100.00%;"></div></div>	15	271	376
Overvotes	0			0	0	0
Undervotes	30			0	9	21

STATE PROP 14




Vote For 1

	TOTAL	VOTE %		Absentee	Early Voting	Election Day
For	513	76.57%	<div style="width: 76.57%;"><div style="width: 76.57%;"></div></div>	12	213	288
Against	157	23.43%	<div style="width: 23.43%;"><div style="width: 23.43%;"></div></div>	3	58	96
Total Votes Cast	670	100.00%	<div style="width: 100.00%;"><div style="width: 100.00%;"></div></div>	15	271	384
Overvotes	0			0	0	0
Undervotes	22			0	9	13

Precinct 0059

Proposition A Whitehouse ISD

Vote For 1

	TOTAL	VOTE %		Absentee	Early Voting	Election Day
For	141	82.46%		1	60	80
Against	30	17.54%		0	14	16
Total Votes Cast	171	100.00%		1	74	96
Overvotes	0			0	0	0
Undervotes	9			0	3	6

Precinct 0060

Statistics

	TOTAL	Absentee	Early Voting	Election Day
Registered Voters - Total	862			
Ballots Cast - Total	27	3	11	13
Ballots Cast - Blank	0	0	0	0
Voter Turnout - Total	3.13%			

STATE PROP 1

Vote For 1

	TOTAL	VOTE %	Absentee	Early Voting	Election Day
For	26	96.30%	3	10	13
Against	1	3.70%	0	1	0
Total Votes Cast	27	100.00%	3	11	13
Overvotes	0		0	0	0
Undervotes	0		0	0	0

STATE PROP 2

Vote For 1

	TOTAL	VOTE %	Absentee	Early Voting	Election Day
For	20	76.92%	3	6	11
Against	6	23.08%	0	4	2
Total Votes Cast	26	100.00%	3	10	13
Overvotes	0		0	0	0
Undervotes	1		0	1	0

STATE PROP 3

Vote For 1

	TOTAL	VOTE %	Absentee	Early Voting	Election Day
For	18	66.67%	3	8	7
Against	9	33.33%	0	3	6
Total Votes Cast	27	100.00%	3	11	13
Overvotes	0		0	0	0
Undervotes	0		0	0	0

STATE PROP 4

Vote For 1

	TOTAL	VOTE %	Absentee	Early Voting	Election Day
For	20	76.92%	3	7	10
Against	6	23.08%	0	3	3
Total Votes Cast	26	100.00%	3	10	13
Overvotes	0		0	0	0
Undervotes	1		0	1	0

Precinct 0060

STATE PROP 5

Vote For 1

	TOTAL	VOTE %		Absentee	Early Voting	Election Day
For	14	51.85%		1	6	7
Against	13	48.15%		2	5	6
Total Votes Cast	27	100.00%		3	11	13
Overvotes	0			0	0	0
Undervotes	0			0	0	0

STATE PROP 6

Vote For 1

	TOTAL	VOTE %		Absentee	Early Voting	Election Day
For	20	74.07%		3	8	9
Against	7	25.93%		0	3	4
Total Votes Cast	27	100.00%		3	11	13
Overvotes	0			0	0	0
Undervotes	0			0	0	0

STATE PROP 7

Vote For 1

	TOTAL	VOTE %		Absentee	Early Voting	Election Day
For	15	55.56%		3	7	5
Against	12	44.44%		0	4	8
Total Votes Cast	27	100.00%		3	11	13
Overvotes	0			0	0	0
Undervotes	0			0	0	0

STATE PROP 8

Vote For 1

	TOTAL	VOTE %		Absentee	Early Voting	Election Day
For	18	66.67%		1	8	9
Against	9	33.33%		2	3	4
Total Votes Cast	27	100.00%		3	11	13
Overvotes	0			0	0	0
Undervotes	0			0	0	0

STATE PROP 9

Vote For 1

	TOTAL	VOTE %		Absentee	Early Voting	Election Day
For	17	62.96%		1	6	10
Against	10	37.04%		2	5	3
Total Votes Cast	27	100.00%		3	11	13
Overvotes	0			0	0	0
Undervotes	0			0	0	0

Precinct 0060

STATE PROP 10

Vote For 1

	TOTAL	VOTE %		Absentee	Early Voting	Election Day
For	18	66.67%	<div style="width: 66.67%;"><div style="width: 66.67%;"></div></div>	3	8	7
Against	9	33.33%	<div style="width: 33.33%;"><div style="width: 33.33%;"></div></div>	0	3	6
Total Votes Cast	27	100.00%	<div style="width: 100.00%;"><div style="width: 100.00%;"></div></div>	3	11	13
Overvotes	0			0	0	0
Undervotes	0			0	0	0

STATE PROP 11

Vote For 1

	TOTAL	VOTE %		Absentee	Early Voting	Election Day
For	14	53.85%	<div style="width: 53.85%;"><div style="width: 53.85%;"></div></div>	3	4	7
Against	12	46.15%	<div style="width: 46.15%;"><div style="width: 46.15%;"></div></div>	0	6	6
Total Votes Cast	26	100.00%	<div style="width: 100.00%;"><div style="width: 100.00%;"></div></div>	3	10	13
Overvotes	0			0	0	0
Undervotes	1			0	1	0

STATE PROP 12

Vote For 1

	TOTAL	VOTE %		Absentee	Early Voting	Election Day
For	8	32.00%	<div style="width: 32.00%;"><div style="width: 32.00%;"></div></div>	0	1	7
Against	17	68.00%	<div style="width: 68.00%;"><div style="width: 68.00%;"></div></div>	3	8	6
Total Votes Cast	25	100.00%	<div style="width: 100.00%;"><div style="width: 100.00%;"></div></div>	3	9	13
Overvotes	0			0	0	0
Undervotes	2			0	2	0

STATE PROP 13

Vote For 1

	TOTAL	VOTE %		Absentee	Early Voting	Election Day
For	9	33.33%	<div style="width: 33.33%;"><div style="width: 33.33%;"></div></div>	2	2	5
Against	18	66.67%	<div style="width: 66.67%;"><div style="width: 66.67%;"></div></div>	1	9	8
Total Votes Cast	27	100.00%	<div style="width: 100.00%;"><div style="width: 100.00%;"></div></div>	3	11	13
Overvotes	0			0	0	0
Undervotes	0			0	0	0

STATE PROP 14

Vote For 1

	TOTAL	VOTE %		Absentee	Early Voting	Election Day
For	18	66.67%	<div style="width: 66.67%;"><div style="width: 66.67%;"></div></div>	3	8	7
Against	9	33.33%	<div style="width: 33.33%;"><div style="width: 33.33%;"></div></div>	0	3	6
Total Votes Cast	27	100.00%	<div style="width: 100.00%;"><div style="width: 100.00%;"></div></div>	3	11	13
Overvotes	0			0	0	0
Undervotes	0			0	0	0

Precinct 0061

Statistics

	TOTAL	Absentee	Early Voting	Election Day
Registered Voters - Total	2,484			
Ballots Cast - Total	258	0	95	163
Ballots Cast - Blank	0	0	0	0
Voter Turnout - Total	10.39%			

STATE PROP 1

Vote For 1

	TOTAL	VOTE %	Absentee	Early Voting	Election Day
For	178	69.53%	0	66	112
Against	78	30.47%	0	28	50
Total Votes Cast	256	100.00%	0	94	162
Overvotes	0		0	0	0
Undervotes	2		0	1	1

STATE PROP 2

Vote For 1

	TOTAL	VOTE %	Absentee	Early Voting	Election Day
For	180	70.31%	0	65	115
Against	76	29.69%	0	29	47
Total Votes Cast	256	100.00%	0	94	162
Overvotes	0		0	0	0
Undervotes	2		0	1	1

STATE PROP 3

Vote For 1

	TOTAL	VOTE %	Absentee	Early Voting	Election Day
For	169	65.76%	0	61	108
Against	88	34.24%	0	34	54
Total Votes Cast	257	100.00%	0	95	162
Overvotes	0		0	0	0
Undervotes	1		0	0	1

STATE PROP 4

Vote For 1

	TOTAL	VOTE %	Absentee	Early Voting	Election Day
For	182	70.54%	0	63	119
Against	76	29.46%	0	32	44
Total Votes Cast	258	100.00%	0	95	163
Overvotes	0		0	0	0
Undervotes	0		0	0	0

Precinct 0061

STATE PROP 5

Vote For 1

	TOTAL	VOTE %		Absentee	Early Voting	Election Day
For	166	65.10%	<div style="width: 65.10%;"><div style="width: 65.10%;"></div></div>	0	62	104
Against	89	34.90%	<div style="width: 34.90%;"><div style="width: 34.90%;"></div></div>	0	33	56
Total Votes Cast	255	100.00%	<div style="width: 100.00%;"><div style="width: 100.00%;"></div></div>	0	95	160
Overvotes	0			0	0	0
Undervotes	3			0	0	3

STATE PROP 6

Vote For 1

	TOTAL	VOTE %		Absentee	Early Voting	Election Day
For	179	70.20%	<div style="width: 70.20%;"><div style="width: 70.20%;"></div></div>	0	70	109
Against	76	29.80%	<div style="width: 29.80%;"><div style="width: 29.80%;"></div></div>	0	25	51
Total Votes Cast	255	100.00%	<div style="width: 100.00%;"><div style="width: 100.00%;"></div></div>	0	95	160
Overvotes	0			0	0	0
Undervotes	3			0	0	3

STATE PROP 7

Vote For 1

	TOTAL	VOTE %		Absentee	Early Voting	Election Day
For	164	63.81%	<div style="width: 63.81%;"><div style="width: 63.81%;"></div></div>	0	60	104
Against	93	36.19%	<div style="width: 36.19%;"><div style="width: 36.19%;"></div></div>	0	35	58
Total Votes Cast	257	100.00%	<div style="width: 100.00%;"><div style="width: 100.00%;"></div></div>	0	95	162
Overvotes	0			0	0	0
Undervotes	1			0	0	1

STATE PROP 8

Vote For 1

	TOTAL	VOTE %		Absentee	Early Voting	Election Day
For	184	72.16%	<div style="width: 72.16%;"><div style="width: 72.16%;"></div></div>	0	66	118
Against	71	27.84%	<div style="width: 27.84%;"><div style="width: 27.84%;"></div></div>	0	29	42
Total Votes Cast	255	100.00%	<div style="width: 100.00%;"><div style="width: 100.00%;"></div></div>	0	95	160
Overvotes	0			0	0	0
Undervotes	3			0	0	3

STATE PROP 9

Vote For 1

	TOTAL	VOTE %		Absentee	Early Voting	Election Day
For	201	78.82%	<div style="width: 78.82%;"><div style="width: 78.82%;"></div></div>	0	79	122
Against	54	21.18%	<div style="width: 21.18%;"><div style="width: 21.18%;"></div></div>	0	16	38
Total Votes Cast	255	100.00%	<div style="width: 100.00%;"><div style="width: 100.00%;"></div></div>	0	95	160
Overvotes	0			0	0	0
Undervotes	3			0	0	3

Precinct 0061

STATE PROP 10

Vote For 1

	TOTAL	VOTE %		Absentee	Early Voting	Election Day
For	122	48.03%	<div style="width: 48.03%;"><div style="width: 48.03%;"></div></div>	0	42	80
Against	132	51.97%	<div style="width: 51.97%;"><div style="width: 51.97%;"></div></div>	0	52	80
Total Votes Cast	254	100.00%	<div style="width: 100.00%;"><div style="width: 100.00%;"></div></div>	0	94	160
Overvotes	0			0	0	0
Undervotes	4			0	1	3

STATE PROP 11

Vote For 1

	TOTAL	VOTE %		Absentee	Early Voting	Election Day
For	164	65.60%	<div style="width: 65.60%;"><div style="width: 65.60%;"></div></div>	0	61	103
Against	86	34.40%	<div style="width: 34.40%;"><div style="width: 34.40%;"></div></div>	0	32	54
Total Votes Cast	250	100.00%	<div style="width: 100.00%;"><div style="width: 100.00%;"></div></div>	0	93	157
Overvotes	0			0	0	0
Undervotes	8			0	2	6

STATE PROP 12

Vote For 1

	TOTAL	VOTE %		Absentee	Early Voting	Election Day
For	104	43.33%	<div style="width: 43.33%;"><div style="width: 43.33%;"></div></div>	0	32	72
Against	136	56.67%	<div style="width: 56.67%;"><div style="width: 56.67%;"></div></div>	0	56	80
Total Votes Cast	240	100.00%	<div style="width: 100.00%;"><div style="width: 100.00%;"></div></div>	0	88	152
Overvotes	0			0	0	0
Undervotes	18			0	7	11

STATE PROP 13

Vote For 1

	TOTAL	VOTE %		Absentee	Early Voting	Election Day
For	81	32.02%	<div style="width: 32.02%;"><div style="width: 32.02%;"></div></div>	0	32	49
Against	172	67.98%	<div style="width: 67.98%;"><div style="width: 67.98%;"></div></div>	0	62	110
Total Votes Cast	253	100.00%	<div style="width: 100.00%;"><div style="width: 100.00%;"></div></div>	0	94	159
Overvotes	0			0	0	0
Undervotes	5			0	1	4

STATE PROP 14

Vote For 1

	TOTAL	VOTE %		Absentee	Early Voting	Election Day
For	194	76.98%	<div style="width: 76.98%;"><div style="width: 76.98%;"></div></div>	0	76	118
Against	58	23.02%	<div style="width: 23.02%;"><div style="width: 23.02%;"></div></div>	0	18	40
Total Votes Cast	252	100.00%	<div style="width: 100.00%;"><div style="width: 100.00%;"></div></div>	0	94	158
Overvotes	0			0	0	0
Undervotes	6			0	1	5




Precinct 0066

Statistics

	TOTAL	Absentee	Early Voting	Election Day
Registered Voters - Total	818			
Ballots Cast - Total	77	0	37	40
Ballots Cast - Blank	0	0	0	0
Voter Turnout - Total	9.41%			




STATE PROP 1

Vote For 1

	TOTAL	VOTE %	Absentee	Early Voting	Election Day
For	65	85.53% 	0	33	32
Against	11	14.47% 	0	4	7
Total Votes Cast	76	100.00% 	0	37	39
Overvotes	0		0	0	0
Undervotes	1		0	0	1




STATE PROP 2

Vote For 1

	TOTAL	VOTE %	Absentee	Early Voting	Election Day
For	54	71.05% 	0	26	28
Against	22	28.95% 	0	10	12
Total Votes Cast	76	100.00% 	0	36	40
Overvotes	0		0	0	0
Undervotes	1		0	1	0




STATE PROP 3

Vote For 1

	TOTAL	VOTE %	Absentee	Early Voting	Election Day
For	50	65.79% 	0	24	26
Against	26	34.21% 	0	13	13
Total Votes Cast	76	100.00% 	0	37	39
Overvotes	0		0	0	0
Undervotes	1		0	0	1

STATE PROP 4

Vote For 1

	TOTAL	VOTE %	Absentee	Early Voting	Election Day
For	58	75.32% 	0	31	27
Against	19	24.68% 	0	6	13
Total Votes Cast	77	100.00% 	0	37	40
Overvotes	0		0	0	0
Undervotes	0		0	0	0

Precinct 0066

STATE PROP 5

Vote For 1

	TOTAL	VOTE %		Absentee	Early Voting	Election Day
For	42	56.76%	<div style="width: 56.76%;"><div style="width: 56.76%;"></div></div>	0	22	20
Against	32	43.24%	<div style="width: 43.24%;"><div style="width: 43.24%;"></div></div>	0	13	19
Total Votes Cast	74	100.00%	<div style="width: 100.00%;"><div style="width: 100.00%;"></div></div>	0	35	39
Overvotes	0			0	0	0
Undervotes	3			0	2	1

STATE PROP 6

Vote For 1

	TOTAL	VOTE %		Absentee	Early Voting	Election Day
For	55	73.33%	<div style="width: 73.33%;"><div style="width: 73.33%;"></div></div>	0	30	25
Against	20	26.67%	<div style="width: 26.67%;"><div style="width: 26.67%;"></div></div>	0	6	14
Total Votes Cast	75	100.00%	<div style="width: 100.00%;"><div style="width: 100.00%;"></div></div>	0	36	39
Overvotes	0			0	0	0
Undervotes	2			0	1	1

STATE PROP 7

Vote For 1

	TOTAL	VOTE %		Absentee	Early Voting	Election Day
For	54	71.05%	<div style="width: 71.05%;"><div style="width: 71.05%;"></div></div>	0	27	27
Against	22	28.95%	<div style="width: 28.95%;"><div style="width: 28.95%;"></div></div>	0	9	13
Total Votes Cast	76	100.00%	<div style="width: 100.00%;"><div style="width: 100.00%;"></div></div>	0	36	40
Overvotes	0			0	0	0
Undervotes	1			0	1	0

STATE PROP 8

Vote For 1

	TOTAL	VOTE %		Absentee	Early Voting	Election Day
For	47	61.84%	<div style="width: 61.84%;"><div style="width: 61.84%;"></div></div>	0	26	21
Against	29	38.16%	<div style="width: 38.16%;"><div style="width: 38.16%;"></div></div>	0	10	19
Total Votes Cast	76	100.00%	<div style="width: 100.00%;"><div style="width: 100.00%;"></div></div>	0	36	40
Overvotes	0			0	0	0
Undervotes	1			0	1	0

STATE PROP 9

Vote For 1

	TOTAL	VOTE %		Absentee	Early Voting	Election Day
For	63	82.89%	<div style="width: 82.89%;"><div style="width: 82.89%;"></div></div>	0	32	31
Against	13	17.11%	<div style="width: 17.11%;"><div style="width: 17.11%;"></div></div>	0	4	9
Total Votes Cast	76	100.00%	<div style="width: 100.00%;"><div style="width: 100.00%;"></div></div>	0	36	40
Overvotes	0			0	0	0
Undervotes	1			0	1	0

Precinct 0066

STATE PROP 10

Vote For 1

	TOTAL	VOTE %		Absentee	Early Voting	Election Day
For	42	56.76%	<div style="width: 56.76%;"><div style="width: 56.76%;"></div></div>	0	24	18
Against	32	43.24%	<div style="width: 43.24%;"><div style="width: 43.24%;"></div></div>	0	11	21
Total Votes Cast	74	100.00%	<div style="width: 100.00%;"><div style="width: 100.00%;"></div></div>	0	35	39
Overvotes	0			0	0	0
Undervotes	3			0	2	1

STATE PROP 11

Vote For 1

	TOTAL	VOTE %		Absentee	Early Voting	Election Day
For	45	62.50%	<div style="width: 62.50%;"><div style="width: 62.50%;"></div></div>	0	23	22
Against	27	37.50%	<div style="width: 37.50%;"><div style="width: 37.50%;"></div></div>	0	11	16
Total Votes Cast	72	100.00%	<div style="width: 100.00%;"><div style="width: 100.00%;"></div></div>	0	34	38
Overvotes	0			0	0	0
Undervotes	5			0	3	2

STATE PROP 12

Vote For 1

	TOTAL	VOTE %		Absentee	Early Voting	Election Day
For	38	53.52%	<div style="width: 53.52%;"><div style="width: 53.52%;"></div></div>	0	20	18
Against	33	46.48%	<div style="width: 46.48%;"><div style="width: 46.48%;"></div></div>	0	13	20
Total Votes Cast	71	100.00%	<div style="width: 100.00%;"><div style="width: 100.00%;"></div></div>	0	33	38
Overvotes	0			0	0	0
Undervotes	6			0	4	2

STATE PROP 13

Vote For 1

	TOTAL	VOTE %		Absentee	Early Voting	Election Day
For	28	36.84%	<div style="width: 36.84%;"><div style="width: 36.84%;"></div></div>	0	16	12
Against	48	63.16%	<div style="width: 63.16%;"><div style="width: 63.16%;"></div></div>	0	20	28
Total Votes Cast	76	100.00%	<div style="width: 100.00%;"><div style="width: 100.00%;"></div></div>	0	36	40
Overvotes	0			0	0	0
Undervotes	1			0	1	0

STATE PROP 14

Vote For 1

	TOTAL	VOTE %		Absentee	Early Voting	Election Day
For	56	74.67%	<div style="width: 74.67%;"><div style="width: 74.67%;"></div></div>	0	26	30
Against	19	25.33%	<div style="width: 25.33%;"><div style="width: 25.33%;"></div></div>	0	10	9
Total Votes Cast	75	100.00%	<div style="width: 100.00%;"><div style="width: 100.00%;"></div></div>	0	36	39
Overvotes	0			0	0	0
Undervotes	2			0	1	1




Precinct 0071

Statistics

	TOTAL	Absentee	Early Voting	Election Day
Registered Voters - Total	4,384			
Ballots Cast - Total	793	12	333	448
Ballots Cast - Blank	0	0	0	0
Voter Turnout - Total	18.09%			




STATE PROP 1

Vote For 1

	TOTAL	VOTE %		Absentee	Early Voting	Election Day
For	652	83.48%		10	277	365
Against	129	16.52%		2	54	73
Total Votes Cast	781	100.00%		12	331	438
Overvotes	0			0	0	0
Undervotes	12			0	2	10




STATE PROP 2

Vote For 1

	TOTAL	VOTE %		Absentee	Early Voting	Election Day
For	471	60.77%		6	200	265
Against	304	39.23%		6	129	169
Total Votes Cast	775	100.00%		12	329	434
Overvotes	0			0	0	0
Undervotes	18			0	4	14




STATE PROP 3

Vote For 1

	TOTAL	VOTE %		Absentee	Early Voting	Election Day
For	646	82.71%		8	281	357
Against	135	17.29%		4	50	81
Total Votes Cast	781	100.00%		12	331	438
Overvotes	0			0	0	0
Undervotes	12			0	2	10

STATE PROP 4

Vote For 1

	TOTAL	VOTE %		Absentee	Early Voting	Election Day
For	673	86.28%		8	298	367
Against	107	13.72%		4	33	70
Total Votes Cast	780	100.00%		12	331	437
Overvotes	0			0	0	0
Undervotes	13			0	2	11

Precinct 0071

STATE PROP 5

Vote For 1

	TOTAL	VOTE %		Absentee	Early Voting	Election Day
For	472	61.06%		10	205	257
Against	301	38.94%		2	123	176
Total Votes Cast	773	100.00%		12	328	433
Overvotes	0			0	0	0
Undervotes	20			0	5	15

STATE PROP 6

Vote For 1

	TOTAL	VOTE %		Absentee	Early Voting	Election Day
For	599	76.79%		8	253	338
Against	181	23.21%		4	77	100
Total Votes Cast	780	100.00%		12	330	438
Overvotes	0			0	0	0
Undervotes	13			0	3	10

STATE PROP 7

Vote For 1

	TOTAL	VOTE %		Absentee	Early Voting	Election Day
For	567	72.79%		9	247	311
Against	212	27.21%		3	84	125
Total Votes Cast	779	100.00%		12	331	436
Overvotes	0			0	0	0
Undervotes	14			0	2	12

STATE PROP 8

Vote For 1

	TOTAL	VOTE %		Absentee	Early Voting	Election Day
For	550	70.79%		10	237	303
Against	227	29.21%		2	92	133
Total Votes Cast	777	100.00%		12	329	436
Overvotes	0			0	0	0
Undervotes	16			0	4	12

STATE PROP 9

Vote For 1

	TOTAL	VOTE %		Absentee	Early Voting	Election Day
For	624	79.39%		12	262	350
Against	162	20.61%		0	69	93
Total Votes Cast	786	100.00%		12	331	443
Overvotes	0			0	0	0
Undervotes	7			0	2	5

Precinct 0071

STATE PROP 10

Vote For 1

	TOTAL	VOTE %		Absentee	Early Voting	Election Day
For	438	56.74%		8	187	243
Against	334	43.26%		4	142	188
Total Votes Cast	772	100.00%		12	329	431
Overvotes	0			0	0	0
Undervotes	21			0	4	17

STATE PROP 11

Vote For 1

	TOTAL	VOTE %		Absentee	Early Voting	Election Day
For	456	61.13%		12	189	255
Against	290	38.87%		0	130	160
Total Votes Cast	746	100.00%		12	319	415
Overvotes	0			0	0	0
Undervotes	47			0	14	33

STATE PROP 12

Vote For 1

	TOTAL	VOTE %		Absentee	Early Voting	Election Day
For	421	58.31%		8	181	232
Against	301	41.69%		4	131	166
Total Votes Cast	722	100.00%		12	312	398
Overvotes	0			0	0	0
Undervotes	71			0	21	50

STATE PROP 13

Vote For 1

	TOTAL	VOTE %		Absentee	Early Voting	Election Day
For	306	39.95%		1	136	169
Against	460	60.05%		11	187	262
Total Votes Cast	766	100.00%		12	323	431
Overvotes	0			0	0	0
Undervotes	27			0	10	17

STATE PROP 14

Vote For 1

	TOTAL	VOTE %		Absentee	Early Voting	Election Day
For	558	72.19%		12	231	315
Against	215	27.81%		0	97	118
Total Votes Cast	773	100.00%		12	328	433
Overvotes	0			0	0	0
Undervotes	20			0	5	15

Precinct 0071

Proposition A Whitehouse ISD

Vote For 1

	TOTAL	VOTE %		Absentee	Early Voting	Election Day
For	1	100.00%	<div style="width: 100%; height: 10px; background-color: #f4c400;"></div>	0	0	1
Against	0	0.00%	<div style="width: 0%; height: 10px; background-color: #cccccc;"></div>	0	0	0
Total Votes Cast	1	100.00%	<div style="width: 100%; height: 10px; background-color: #f4c400;"></div>	0	0	1
Overvotes	0			0	0	0
Undervotes	0			0	0	0

Precinct 0073

Statistics

	TOTAL	Absentee	Early Voting	Election Day
Registered Voters - Total	699			
Ballots Cast - Total	81	1	30	50
Ballots Cast - Blank	0	0	0	0
Voter Turnout - Total	11.59%			

STATE PROP 1

Vote For 1

	TOTAL	VOTE %	Absentee	Early Voting	Election Day
For	64	80.00%	1	25	38
Against	16	20.00%	0	5	11
Total Votes Cast	80	100.00%	1	30	49
Overvotes	0		0	0	0
Undervotes	1		0	0	1

STATE PROP 2

Vote For 1

	TOTAL	VOTE %	Absentee	Early Voting	Election Day
For	57	72.15%	0	21	36
Against	22	27.85%	1	8	13
Total Votes Cast	79	100.00%	1	29	49
Overvotes	0		0	0	0
Undervotes	2		0	1	1

STATE PROP 3

Vote For 1

	TOTAL	VOTE %	Absentee	Early Voting	Election Day
For	59	72.84%	1	22	36
Against	22	27.16%	0	8	14
Total Votes Cast	81	100.00%	1	30	50
Overvotes	0		0	0	0
Undervotes	0		0	0	0

STATE PROP 4

Vote For 1

	TOTAL	VOTE %	Absentee	Early Voting	Election Day
For	62	76.54%	1	24	37
Against	19	23.46%	0	6	13
Total Votes Cast	81	100.00%	1	30	50
Overvotes	0		0	0	0
Undervotes	0		0	0	0

Precinct 0073

STATE PROP 5

Vote For 1

	TOTAL	VOTE %		Absentee	Early Voting	Election Day
For	45	57.69%	<div style="width: 57.69%;"><div style="width: 57.69%;"></div></div>	0	17	28
Against	33	42.31%	<div style="width: 42.31%;"><div style="width: 42.31%;"></div></div>	1	12	20
Total Votes Cast	78	100.00%	<div style="width: 100.00%;"><div style="width: 100.00%;"></div></div>	1	29	48
Overvotes	0			0	0	0
Undervotes	3			0	1	2

STATE PROP 6

Vote For 1

	TOTAL	VOTE %		Absentee	Early Voting	Election Day
For	52	66.67%	<div style="width: 66.67%;"><div style="width: 66.67%;"></div></div>	0	21	31
Against	26	33.33%	<div style="width: 33.33%;"><div style="width: 33.33%;"></div></div>	1	8	17
Total Votes Cast	78	100.00%	<div style="width: 100.00%;"><div style="width: 100.00%;"></div></div>	1	29	48
Overvotes	0			0	0	0
Undervotes	3			0	1	2

STATE PROP 7

Vote For 1

	TOTAL	VOTE %		Absentee	Early Voting	Election Day
For	49	62.82%	<div style="width: 62.82%;"><div style="width: 62.82%;"></div></div>	1	19	29
Against	29	37.18%	<div style="width: 37.18%;"><div style="width: 37.18%;"></div></div>	0	10	19
Total Votes Cast	78	100.00%	<div style="width: 100.00%;"><div style="width: 100.00%;"></div></div>	1	29	48
Overvotes	0			0	0	0
Undervotes	3			0	1	2

STATE PROP 8

Vote For 1

	TOTAL	VOTE %		Absentee	Early Voting	Election Day
For	54	69.23%	<div style="width: 69.23%;"><div style="width: 69.23%;"></div></div>	1	23	30
Against	24	30.77%	<div style="width: 30.77%;"><div style="width: 30.77%;"></div></div>	0	6	18
Total Votes Cast	78	100.00%	<div style="width: 100.00%;"><div style="width: 100.00%;"></div></div>	1	29	48
Overvotes	0			0	0	0
Undervotes	3			0	1	2

STATE PROP 9

Vote For 1

	TOTAL	VOTE %		Absentee	Early Voting	Election Day
For	66	84.62%	<div style="width: 84.62%;"><div style="width: 84.62%;"></div></div>	1	27	38
Against	12	15.38%	<div style="width: 15.38%;"><div style="width: 15.38%;"></div></div>	0	2	10
Total Votes Cast	78	100.00%	<div style="width: 100.00%;"><div style="width: 100.00%;"></div></div>	1	29	48
Overvotes	0			0	0	0
Undervotes	3			0	1	2

Precinct 0073

STATE PROP 10

Vote For 1

	TOTAL	VOTE %		Absentee	Early Voting	Election Day
For	41	52.56%		0	15	26
Against	37	47.44%		1	14	22
Total Votes Cast	78	100.00%		1	29	48
Overvotes	0			0	0	0
Undervotes	3			0	1	2

STATE PROP 11

Vote For 1

	TOTAL	VOTE %		Absentee	Early Voting	Election Day
For	47	59.49%		0	17	30
Against	32	40.51%		1	12	19
Total Votes Cast	79	100.00%		1	29	49
Overvotes	0			0	0	0
Undervotes	2			0	1	1

STATE PROP 12

Vote For 1

	TOTAL	VOTE %		Absentee	Early Voting	Election Day
For	38	50.00%		1	16	21
Against	38	50.00%		0	12	26
Total Votes Cast	76	100.00%		1	28	47
Overvotes	0			0	0	0
Undervotes	5			0	2	3

STATE PROP 13

Vote For 1

	TOTAL	VOTE %		Absentee	Early Voting	Election Day
For	25	31.65%		0	16	9
Against	54	68.35%		1	13	40
Total Votes Cast	79	100.00%		1	29	49
Overvotes	0			0	0	0
Undervotes	2			0	1	1

STATE PROP 14

Vote For 1

	TOTAL	VOTE %		Absentee	Early Voting	Election Day
For	60	76.92%		0	24	36
Against	18	23.08%		1	4	13
Total Votes Cast	78	100.00%		1	28	49
Overvotes	0			0	0	0
Undervotes	3			0	2	1




Precinct 0074

Statistics

	TOTAL	Absentee	Early Voting	Election Day
Registered Voters - Total	767			
Ballots Cast - Total	155	12	68	75
Ballots Cast - Blank	0	0	0	0
Voter Turnout - Total	20.21%			




STATE PROP 1

Vote For 1

	TOTAL	VOTE %		Absentee	Early Voting	Election Day
For	120	77.42%		9	52	59
Against	35	22.58%		3	16	16
Total Votes Cast	155	100.00%		12	68	75
Overvotes	0			0	0	0
Undervotes	0			0	0	0




STATE PROP 2

Vote For 1

	TOTAL	VOTE %		Absentee	Early Voting	Election Day
For	99	64.71%		6	46	47
Against	54	35.29%		5	22	27
Total Votes Cast	153	100.00%		11	68	74
Overvotes	0			0	0	0
Undervotes	2			1	0	1




STATE PROP 3

Vote For 1

	TOTAL	VOTE %		Absentee	Early Voting	Election Day
For	128	83.66%		8	58	62
Against	25	16.34%		3	10	12
Total Votes Cast	153	100.00%		11	68	74
Overvotes	0			0	0	0
Undervotes	2			1	0	1

STATE PROP 4

Vote For 1

	TOTAL	VOTE %		Absentee	Early Voting	Election Day
For	132	86.84%		10	56	66
Against	20	13.16%		1	11	8
Total Votes Cast	152	100.00%		11	67	74
Overvotes	0			0	0	0
Undervotes	3			1	1	1

Precinct 0074

STATE PROP 5

Vote For 1

	TOTAL	VOTE %		Absentee	Early Voting	Election Day
For	97	63.40%	<div style="width: 63.40%;"><div style="width: 63.40%;"></div></div>	5	45	47
Against	56	36.60%	<div style="width: 36.60%;"><div style="width: 36.60%;"></div></div>	7	22	27
Total Votes Cast	153	100.00%	<div style="width: 100.00%;"><div style="width: 100.00%;"></div></div>	12	67	74
Overvotes	0			0	0	0
Undervotes	2			0	1	1

STATE PROP 6

Vote For 1

	TOTAL	VOTE %		Absentee	Early Voting	Election Day
For	126	82.35%	<div style="width: 82.35%;"><div style="width: 82.35%;"></div></div>	11	57	58
Against	27	17.65%	<div style="width: 17.65%;"><div style="width: 17.65%;"></div></div>	1	10	16
Total Votes Cast	153	100.00%	<div style="width: 100.00%;"><div style="width: 100.00%;"></div></div>	12	67	74
Overvotes	0			0	0	0
Undervotes	2			0	1	1

STATE PROP 7

Vote For 1

	TOTAL	VOTE %		Absentee	Early Voting	Election Day
For	119	77.27%	<div style="width: 77.27%;"><div style="width: 77.27%;"></div></div>	11	53	55
Against	35	22.73%	<div style="width: 22.73%;"><div style="width: 22.73%;"></div></div>	1	15	19
Total Votes Cast	154	100.00%	<div style="width: 100.00%;"><div style="width: 100.00%;"></div></div>	12	68	74
Overvotes	0			0	0	0
Undervotes	1			0	0	1

STATE PROP 8

Vote For 1

	TOTAL	VOTE %		Absentee	Early Voting	Election Day
For	109	71.24%	<div style="width: 71.24%;"><div style="width: 71.24%;"></div></div>	8	48	53
Against	44	28.76%	<div style="width: 28.76%;"><div style="width: 28.76%;"></div></div>	4	20	20
Total Votes Cast	153	100.00%	<div style="width: 100.00%;"><div style="width: 100.00%;"></div></div>	12	68	73
Overvotes	0			0	0	0
Undervotes	2			0	0	2

STATE PROP 9

Vote For 1

	TOTAL	VOTE %		Absentee	Early Voting	Election Day
For	125	81.17%	<div style="width: 81.17%;"><div style="width: 81.17%;"></div></div>	9	60	56
Against	29	18.83%	<div style="width: 18.83%;"><div style="width: 18.83%;"></div></div>	3	8	18
Total Votes Cast	154	100.00%	<div style="width: 100.00%;"><div style="width: 100.00%;"></div></div>	12	68	74
Overvotes	0			0	0	0
Undervotes	1			0	0	1

Precinct 0074

STATE PROP 10

Vote For 1

	TOTAL	VOTE %		Absentee	Early Voting	Election Day
For	94	61.44%	<div style="width: 61.44%;"><div style="width: 61.44%;"></div></div>	4	43	47
Against	59	38.56%	<div style="width: 38.56%;"><div style="width: 38.56%;"></div></div>	7	25	27
Total Votes Cast	153	100.00%	<div style="width: 100.00%;"><div style="width: 100.00%;"></div></div>	11	68	74
Overvotes	0			0	0	0
Undervotes	2			1	0	1

STATE PROP 11

Vote For 1

	TOTAL	VOTE %		Absentee	Early Voting	Election Day
For	90	60.40%	<div style="width: 60.40%;"><div style="width: 60.40%;"></div></div>	5	42	43
Against	59	39.60%	<div style="width: 39.60%;"><div style="width: 39.60%;"></div></div>	5	24	30
Total Votes Cast	149	100.00%	<div style="width: 100.00%;"><div style="width: 100.00%;"></div></div>	10	66	73
Overvotes	0			0	0	0
Undervotes	6			2	2	2

STATE PROP 12

Vote For 1

	TOTAL	VOTE %		Absentee	Early Voting	Election Day
For	84	57.14%	<div style="width: 57.14%;"><div style="width: 57.14%;"></div></div>	4	40	40
Against	63	42.86%	<div style="width: 42.86%;"><div style="width: 42.86%;"></div></div>	6	25	32
Total Votes Cast	147	100.00%	<div style="width: 100.00%;"><div style="width: 100.00%;"></div></div>	10	65	72
Overvotes	0			0	0	0
Undervotes	8			2	3	3

STATE PROP 13

Vote For 1

	TOTAL	VOTE %		Absentee	Early Voting	Election Day
For	64	42.38%	<div style="width: 42.38%;"><div style="width: 42.38%;"></div></div>	1	32	31
Against	87	57.62%	<div style="width: 57.62%;"><div style="width: 57.62%;"></div></div>	10	35	42
Total Votes Cast	151	100.00%	<div style="width: 100.00%;"><div style="width: 100.00%;"></div></div>	11	67	73
Overvotes	0			0	0	0
Undervotes	4			1	1	2

STATE PROP 14

Vote For 1

	TOTAL	VOTE %		Absentee	Early Voting	Election Day
For	120	77.92%	<div style="width: 77.92%;"><div style="width: 77.92%;"></div></div>	9	54	57
Against	34	22.08%	<div style="width: 22.08%;"><div style="width: 22.08%;"></div></div>	3	14	17
Total Votes Cast	154	100.00%	<div style="width: 100.00%;"><div style="width: 100.00%;"></div></div>	12	68	74
Overvotes	0			0	0	0
Undervotes	1			0	0	1

Precinct 0075

Statistics

	TOTAL	Absentee	Early Voting	Election Day
Registered Voters - Total	3,396			
Ballots Cast - Total	697	11	350	336
Ballots Cast - Blank	0	0	0	0
Voter Turnout - Total	20.52%			

STATE PROP 1

Vote For 1

	TOTAL	VOTE %		Absentee	Early Voting	Election Day
For	571	82.87%		11	299	261
Against	118	17.13%		0	46	72
Total Votes Cast	689	100.00%		11	345	333
Overvotes	0			0	0	0
Undervotes	8			0	5	3

STATE PROP 2

Vote For 1

	TOTAL	VOTE %		Absentee	Early Voting	Election Day
For	384	55.98%		6	192	186
Against	302	44.02%		5	155	142
Total Votes Cast	686	100.00%		11	347	328
Overvotes	0			0	0	0
Undervotes	11			0	3	8

STATE PROP 3

Vote For 1

	TOTAL	VOTE %		Absentee	Early Voting	Election Day
For	589	85.99%		9	304	276
Against	96	14.01%		1	40	55
Total Votes Cast	685	100.00%		10	344	331
Overvotes	0			0	0	0
Undervotes	12			1	6	5

STATE PROP 4

Vote For 1

	TOTAL	VOTE %		Absentee	Early Voting	Election Day
For	604	87.79%		8	321	275
Against	84	12.21%		2	28	54
Total Votes Cast	688	100.00%		10	349	329
Overvotes	0			0	0	0
Undervotes	9			1	1	7

Precinct 0075

STATE PROP 5

Vote For 1

	TOTAL	VOTE %		Absentee	Early Voting	Election Day
For	331	48.75%	<div style="width: 48.75%;"><div style="width: 48.75%;"></div></div>	5	172	154
Against	348	51.25%	<div style="width: 51.25%;"><div style="width: 51.25%;"></div></div>	5	171	172
Total Votes Cast	679	100.00%	<div style="width: 100.00%;"><div style="width: 100.00%;"></div></div>	10	343	326
Overvotes	0			0	0	0
Undervotes	18			1	7	10

STATE PROP 6

Vote For 1

	TOTAL	VOTE %		Absentee	Early Voting	Election Day
For	457	66.72%	<div style="width: 66.72%;"><div style="width: 66.72%;"></div></div>	10	225	222
Against	228	33.28%	<div style="width: 33.28%;"><div style="width: 33.28%;"></div></div>	1	119	108
Total Votes Cast	685	100.00%	<div style="width: 100.00%;"><div style="width: 100.00%;"></div></div>	11	344	330
Overvotes	0			0	0	0
Undervotes	12			0	6	6

STATE PROP 7

Vote For 1

	TOTAL	VOTE %		Absentee	Early Voting	Election Day
For	436	63.74%	<div style="width: 63.74%;"><div style="width: 63.74%;"></div></div>	9	215	212
Against	248	36.26%	<div style="width: 36.26%;"><div style="width: 36.26%;"></div></div>	2	129	117
Total Votes Cast	684	100.00%	<div style="width: 100.00%;"><div style="width: 100.00%;"></div></div>	11	344	329
Overvotes	0			0	0	0
Undervotes	13			0	6	7

STATE PROP 8

Vote For 1

	TOTAL	VOTE %		Absentee	Early Voting	Election Day
For	419	61.26%	<div style="width: 61.26%;"><div style="width: 61.26%;"></div></div>	9	214	196
Against	265	38.74%	<div style="width: 38.74%;"><div style="width: 38.74%;"></div></div>	2	130	133
Total Votes Cast	684	100.00%	<div style="width: 100.00%;"><div style="width: 100.00%;"></div></div>	11	344	329
Overvotes	0			0	0	0
Undervotes	13			0	6	7

STATE PROP 9

Vote For 1

	TOTAL	VOTE %		Absentee	Early Voting	Election Day
For	521	75.73%	<div style="width: 75.73%;"><div style="width: 75.73%;"></div></div>	7	276	238
Against	167	24.27%	<div style="width: 24.27%;"><div style="width: 24.27%;"></div></div>	4	69	94
Total Votes Cast	688	100.00%	<div style="width: 100.00%;"><div style="width: 100.00%;"></div></div>	11	345	332
Overvotes	0			0	0	0
Undervotes	9			0	5	4

Precinct 0075

STATE PROP 10

Vote For 1

	TOTAL	VOTE %		Absentee	Early Voting	Election Day
For	396	57.81%	<div style="width: 57.81%;"><div style="width: 57.81%;"></div></div>	6	215	175
Against	289	42.19%	<div style="width: 42.19%;"><div style="width: 42.19%;"></div></div>	5	129	155
Total Votes Cast	685	100.00%	<div style="width: 100.00%;"><div style="width: 100.00%;"></div></div>	11	344	330
Overvotes	0			0	0	0
Undervotes	12			0	6	6

STATE PROP 11

Vote For 1

	TOTAL	VOTE %		Absentee	Early Voting	Election Day
For	348	52.73%	<div style="width: 52.73%;"><div style="width: 52.73%;"></div></div>	6	175	167
Against	312	47.27%	<div style="width: 47.27%;"><div style="width: 47.27%;"></div></div>	4	154	154
Total Votes Cast	660	100.00%	<div style="width: 100.00%;"><div style="width: 100.00%;"></div></div>	10	329	321
Overvotes	0			0	0	0
Undervotes	37			1	21	15

STATE PROP 12

Vote For 1

	TOTAL	VOTE %		Absentee	Early Voting	Election Day
For	382	60.73%	<div style="width: 60.73%;"><div style="width: 60.73%;"></div></div>	6	211	165
Against	247	39.27%	<div style="width: 39.27%;"><div style="width: 39.27%;"></div></div>	4	113	130
Total Votes Cast	629	100.00%	<div style="width: 100.00%;"><div style="width: 100.00%;"></div></div>	10	324	295
Overvotes	0			0	0	0
Undervotes	68			1	26	41

STATE PROP 13

Vote For 1

	TOTAL	VOTE %		Absentee	Early Voting	Election Day
For	231	33.92%	<div style="width: 33.92%;"><div style="width: 33.92%;"></div></div>	7	108	116
Against	450	66.08%	<div style="width: 66.08%;"><div style="width: 66.08%;"></div></div>	4	231	215
Total Votes Cast	681	100.00%	<div style="width: 100.00%;"><div style="width: 100.00%;"></div></div>	11	339	331
Overvotes	0			0	0	0
Undervotes	16			0	11	5

STATE PROP 14

Vote For 1

	TOTAL	VOTE %		Absentee	Early Voting	Election Day
For	437	64.17%	<div style="width: 64.17%;"><div style="width: 64.17%;"></div></div>	8	214	215
Against	244	35.83%	<div style="width: 35.83%;"><div style="width: 35.83%;"></div></div>	3	125	116
Total Votes Cast	681	100.00%	<div style="width: 100.00%;"><div style="width: 100.00%;"></div></div>	11	339	331
Overvotes	0			0	0	0
Undervotes	16			0	11	5

Precinct 0076

Statistics

	TOTAL	Absentee	Early Voting	Election Day
Registered Voters - Total	1,048			
Ballots Cast - Total	25	1	8	16
Ballots Cast - Blank	0	0	0	0
Voter Turnout - Total	2.39%			

STATE PROP 1

Vote For 1

	TOTAL	VOTE %	Absentee	Early Voting	Election Day
For	22	88.00%	1	6	15
Against	3	12.00%	0	2	1
Total Votes Cast	25	100.00%	1	8	16
Overvotes	0		0	0	0
Undervotes	0		0	0	0

STATE PROP 2

Vote For 1

	TOTAL	VOTE %	Absentee	Early Voting	Election Day
For	18	72.00%	0	6	12
Against	7	28.00%	1	2	4
Total Votes Cast	25	100.00%	1	8	16
Overvotes	0		0	0	0
Undervotes	0		0	0	0

STATE PROP 3

Vote For 1

	TOTAL	VOTE %	Absentee	Early Voting	Election Day
For	13	52.00%	1	5	7
Against	12	48.00%	0	3	9
Total Votes Cast	25	100.00%	1	8	16
Overvotes	0		0	0	0
Undervotes	0		0	0	0

STATE PROP 4

Vote For 1

	TOTAL	VOTE %	Absentee	Early Voting	Election Day
For	20	80.00%	1	6	13
Against	5	20.00%	0	2	3
Total Votes Cast	25	100.00%	1	8	16
Overvotes	0		0	0	0
Undervotes	0		0	0	0

Precinct 0076

STATE PROP 5

Vote For 1

	TOTAL	VOTE %		Absentee	Early Voting	Election Day
For	18	75.00%	<div style="width: 75%;"><div style="width: 75%;"></div></div>	1	4	13
Against	6	25.00%	<div style="width: 25%;"><div style="width: 25%;"></div></div>	0	3	3
Total Votes Cast	24	100.00%	<div style="width: 100%;"><div style="width: 100%;"></div></div>	1	7	16
Overvotes	0			0	0	0
Undervotes	1			0	1	0

STATE PROP 6

Vote For 1

	TOTAL	VOTE %		Absentee	Early Voting	Election Day
For	21	84.00%	<div style="width: 84%;"><div style="width: 84%;"></div></div>	1	6	14
Against	4	16.00%	<div style="width: 16%;"><div style="width: 16%;"></div></div>	0	2	2
Total Votes Cast	25	100.00%	<div style="width: 100%;"><div style="width: 100%;"></div></div>	1	8	16
Overvotes	0			0	0	0
Undervotes	0			0	0	0

STATE PROP 7

Vote For 1

	TOTAL	VOTE %		Absentee	Early Voting	Election Day
For	16	64.00%	<div style="width: 64%;"><div style="width: 64%;"></div></div>	1	5	10
Against	9	36.00%	<div style="width: 36%;"><div style="width: 36%;"></div></div>	0	3	6
Total Votes Cast	25	100.00%	<div style="width: 100%;"><div style="width: 100%;"></div></div>	1	8	16
Overvotes	0			0	0	0
Undervotes	0			0	0	0

STATE PROP 8

Vote For 1

	TOTAL	VOTE %		Absentee	Early Voting	Election Day
For	18	72.00%	<div style="width: 72%;"><div style="width: 72%;"></div></div>	0	7	11
Against	7	28.00%	<div style="width: 28%;"><div style="width: 28%;"></div></div>	1	1	5
Total Votes Cast	25	100.00%	<div style="width: 100%;"><div style="width: 100%;"></div></div>	1	8	16
Overvotes	0			0	0	0
Undervotes	0			0	0	0

STATE PROP 9

Vote For 1

	TOTAL	VOTE %		Absentee	Early Voting	Election Day
For	23	92.00%	<div style="width: 92%;"><div style="width: 92%;"></div></div>	1	8	14
Against	2	8.00%	<div style="width: 8%;"><div style="width: 8%;"></div></div>	0	0	2
Total Votes Cast	25	100.00%	<div style="width: 100%;"><div style="width: 100%;"></div></div>	1	8	16
Overvotes	0			0	0	0
Undervotes	0			0	0	0

Precinct 0076

STATE PROP 10

Vote For 1

	TOTAL	VOTE %		Absentee	Early Voting	Election Day
For	12	48.00%	<div style="width: 48%;"><div style="width: 48%;"></div></div>	1	5	6
Against	13	52.00%	<div style="width: 52%;"><div style="width: 52%;"></div></div>	0	3	10
Total Votes Cast	25	100.00%	<div style="width: 100%;"><div style="width: 100%;"></div></div>	1	8	16
Overvotes	0			0	0	0
Undervotes	0			0	0	0

STATE PROP 11

Vote For 1

	TOTAL	VOTE %		Absentee	Early Voting	Election Day
For	16	66.67%	<div style="width: 66.67%;"><div style="width: 66.67%;"></div></div>	0	5	11
Against	8	33.33%	<div style="width: 33.33%;"><div style="width: 33.33%;"></div></div>	1	2	5
Total Votes Cast	24	100.00%	<div style="width: 100%;"><div style="width: 100%;"></div></div>	1	7	16
Overvotes	0			0	0	0
Undervotes	1			0	1	0

STATE PROP 12

Vote For 1

	TOTAL	VOTE %		Absentee	Early Voting	Election Day
For	11	45.83%	<div style="width: 45.83%;"><div style="width: 45.83%;"></div></div>	1	3	7
Against	13	54.17%	<div style="width: 54.17%;"><div style="width: 54.17%;"></div></div>	0	5	8
Total Votes Cast	24	100.00%	<div style="width: 100%;"><div style="width: 100%;"></div></div>	1	8	15
Overvotes	0			0	0	0
Undervotes	1			0	0	1

STATE PROP 13

Vote For 1

	TOTAL	VOTE %		Absentee	Early Voting	Election Day
For	12	48.00%	<div style="width: 48%;"><div style="width: 48%;"></div></div>	1	5	6
Against	13	52.00%	<div style="width: 52%;"><div style="width: 52%;"></div></div>	0	3	10
Total Votes Cast	25	100.00%	<div style="width: 100%;"><div style="width: 100%;"></div></div>	1	8	16
Overvotes	0			0	0	0
Undervotes	0			0	0	0

STATE PROP 14

Vote For 1

	TOTAL	VOTE %		Absentee	Early Voting	Election Day
For	21	84.00%	<div style="width: 84%;"><div style="width: 84%;"></div></div>	1	5	15
Against	4	16.00%	<div style="width: 16%;"><div style="width: 16%;"></div></div>	0	3	1
Total Votes Cast	25	100.00%	<div style="width: 100%;"><div style="width: 100%;"></div></div>	1	8	16
Overvotes	0			0	0	0
Undervotes	0			0	0	0

Precinct 0077

Statistics

	TOTAL	Absentee	Early Voting	Election Day
Registered Voters - Total	733			
Ballots Cast - Total	86	0	43	43
Ballots Cast - Blank	0	0	0	0
Voter Turnout - Total	11.73%			

STATE PROP 1

Vote For 1

	TOTAL	VOTE %	Absentee	Early Voting	Election Day
For	75	89.29%	0	38	37
Against	9	10.71%	0	4	5
Total Votes Cast	84	100.00%	0	42	42
Overvotes	0		0	0	0
Undervotes	2		0	1	1

STATE PROP 2

Vote For 1

	TOTAL	VOTE %	Absentee	Early Voting	Election Day
For	49	60.49%	0	27	22
Against	32	39.51%	0	14	18
Total Votes Cast	81	100.00%	0	41	40
Overvotes	0		0	0	0
Undervotes	5		0	2	3

STATE PROP 3

Vote For 1

	TOTAL	VOTE %	Absentee	Early Voting	Election Day
For	69	83.13%	0	32	37
Against	14	16.87%	0	8	6
Total Votes Cast	83	100.00%	0	40	43
Overvotes	0		0	0	0
Undervotes	3		0	3	0

STATE PROP 4

Vote For 1

	TOTAL	VOTE %	Absentee	Early Voting	Election Day
For	70	83.33%	0	34	36
Against	14	16.67%	0	7	7
Total Votes Cast	84	100.00%	0	41	43
Overvotes	0		0	0	0
Undervotes	2		0	2	0

Precinct 0077

STATE PROP 5

Vote For 1

	TOTAL	VOTE %		Absentee	Early Voting	Election Day
For	48	60.76%	<div style="width: 60.76%;"><div style="width: 60.76%;"></div></div>	0	28	20
Against	31	39.24%	<div style="width: 39.24%;"><div style="width: 39.24%;"></div></div>	0	13	18
Total Votes Cast	79	100.00%	<div style="width: 100.00%;"><div style="width: 100.00%;"></div></div>	0	41	38
Overvotes	0			0	0	0
Undervotes	7			0	2	5

STATE PROP 6

Vote For 1

	TOTAL	VOTE %		Absentee	Early Voting	Election Day
For	58	70.73%	<div style="width: 70.73%;"><div style="width: 70.73%;"></div></div>	0	34	24
Against	24	29.27%	<div style="width: 29.27%;"><div style="width: 29.27%;"></div></div>	0	9	15
Total Votes Cast	82	100.00%	<div style="width: 100.00%;"><div style="width: 100.00%;"></div></div>	0	43	39
Overvotes	0			0	0	0
Undervotes	4			0	0	4

STATE PROP 7

Vote For 1

	TOTAL	VOTE %		Absentee	Early Voting	Election Day
For	62	74.70%	<div style="width: 74.70%;"><div style="width: 74.70%;"></div></div>	0	33	29
Against	21	25.30%	<div style="width: 25.30%;"><div style="width: 25.30%;"></div></div>	0	10	11
Total Votes Cast	83	100.00%	<div style="width: 100.00%;"><div style="width: 100.00%;"></div></div>	0	43	40
Overvotes	0			0	0	0
Undervotes	3			0	0	3

STATE PROP 8

Vote For 1

	TOTAL	VOTE %		Absentee	Early Voting	Election Day
For	53	65.43%	<div style="width: 65.43%;"><div style="width: 65.43%;"></div></div>	0	31	22
Against	28	34.57%	<div style="width: 34.57%;"><div style="width: 34.57%;"></div></div>	0	10	18
Total Votes Cast	81	100.00%	<div style="width: 100.00%;"><div style="width: 100.00%;"></div></div>	0	41	40
Overvotes	0			0	0	0
Undervotes	5			0	2	3

STATE PROP 9

Vote For 1

	TOTAL	VOTE %		Absentee	Early Voting	Election Day
For	72	86.75%	<div style="width: 86.75%;"><div style="width: 86.75%;"></div></div>	0	38	34
Against	11	13.25%	<div style="width: 13.25%;"><div style="width: 13.25%;"></div></div>	0	4	7
Total Votes Cast	83	100.00%	<div style="width: 100.00%;"><div style="width: 100.00%;"></div></div>	0	42	41
Overvotes	0			0	0	0
Undervotes	3			0	1	2

Precinct 0077

STATE PROP 10

Vote For 1

	TOTAL	VOTE %		Absentee	Early Voting	Election Day
For	48	59.26%	<div style="width: 59.26%;"><div style="width: 59.26%;"></div></div>	0	29	19
Against	33	40.74%	<div style="width: 40.74%;"><div style="width: 40.74%;"></div></div>	0	12	21
Total Votes Cast	81	100.00%	<div style="width: 100.00%;"><div style="width: 100.00%;"></div></div>	0	41	40
Overvotes	0			0	0	0
Undervotes	5			0	2	3

STATE PROP 11

Vote For 1

	TOTAL	VOTE %		Absentee	Early Voting	Election Day
For	42	57.53%	<div style="width: 57.53%;"><div style="width: 57.53%;"></div></div>	0	27	15
Against	31	42.47%	<div style="width: 42.47%;"><div style="width: 42.47%;"></div></div>	0	13	18
Total Votes Cast	73	100.00%	<div style="width: 100.00%;"><div style="width: 100.00%;"></div></div>	0	40	33
Overvotes	0			0	0	0
Undervotes	13			0	3	10

STATE PROP 12

Vote For 1

	TOTAL	VOTE %		Absentee	Early Voting	Election Day
For	39	54.93%	<div style="width: 54.93%;"><div style="width: 54.93%;"></div></div>	0	22	17
Against	32	45.07%	<div style="width: 45.07%;"><div style="width: 45.07%;"></div></div>	0	17	15
Total Votes Cast	71	100.00%	<div style="width: 100.00%;"><div style="width: 100.00%;"></div></div>	0	39	32
Overvotes	0			0	0	0
Undervotes	15			0	4	11

STATE PROP 13

Vote For 1

	TOTAL	VOTE %		Absentee	Early Voting	Election Day
For	32	40.51%	<div style="width: 40.51%;"><div style="width: 40.51%;"></div></div>	0	12	20
Against	47	59.49%	<div style="width: 59.49%;"><div style="width: 59.49%;"></div></div>	0	28	19
Total Votes Cast	79	100.00%	<div style="width: 100.00%;"><div style="width: 100.00%;"></div></div>	0	40	39
Overvotes	0			0	0	0
Undervotes	7			0	3	4

STATE PROP 14

Vote For 1

	TOTAL	VOTE %		Absentee	Early Voting	Election Day
For	67	82.72%	<div style="width: 82.72%;"><div style="width: 82.72%;"></div></div>	0	35	32
Against	14	17.28%	<div style="width: 17.28%;"><div style="width: 17.28%;"></div></div>	0	6	8
Total Votes Cast	81	100.00%	<div style="width: 100.00%;"><div style="width: 100.00%;"></div></div>	0	41	40
Overvotes	0			0	0	0
Undervotes	5			0	2	3




Precinct 0079

Statistics

	TOTAL	Absentee	Early Voting	Election Day
Registered Voters - Total	4,104			
Ballots Cast - Total	587	2	209	376
Ballots Cast - Blank	0	0	0	0
Voter Turnout - Total	14.30%			




STATE PROP 1

Vote For 1

	TOTAL	VOTE %	Absentee	Early Voting	Election Day
For	490	84.48% 	2	177	311
Against	90	15.52% 	0	32	58
Total Votes Cast	580	100.00% 	2	209	369
Overvotes	0		0	0	0
Undervotes	7		0	0	7




STATE PROP 2

Vote For 1

	TOTAL	VOTE %	Absentee	Early Voting	Election Day
For	376	66.08% 	2	136	238
Against	193	33.92% 	0	69	124
Total Votes Cast	569	100.00% 	2	205	362
Overvotes	0		0	0	0
Undervotes	18		0	4	14




STATE PROP 3

Vote For 1

	TOTAL	VOTE %	Absentee	Early Voting	Election Day
For	454	80.07% 	2	157	295
Against	113	19.93% 	0	47	66
Total Votes Cast	567	100.00% 	2	204	361
Overvotes	0		0	0	0
Undervotes	20		0	5	15

STATE PROP 4

Vote For 1

	TOTAL	VOTE %	Absentee	Early Voting	Election Day
For	492	85.71% 	2	182	308
Against	82	14.29% 	0	25	57
Total Votes Cast	574	100.00% 	2	207	365
Overvotes	0		0	0	0
Undervotes	13		0	2	11

Precinct 0079

STATE PROP 5

Vote For 1

	TOTAL	VOTE %		Absentee	Early Voting	Election Day
For	312	54.45%	<div style="width: 54.45%;"><div style="width: 54.45%;"></div></div>	2	117	193
Against	261	45.55%	<div style="width: 45.55%;"><div style="width: 45.55%;"></div></div>	0	89	172
Total Votes Cast	573	100.00%	<div style="width: 100.00%;"><div style="width: 100.00%;"></div></div>	2	206	365
Overvotes	0			0	0	0
Undervotes	14			0	3	11

STATE PROP 6

Vote For 1

	TOTAL	VOTE %		Absentee	Early Voting	Election Day
For	428	74.43%	<div style="width: 74.43%;"><div style="width: 74.43%;"></div></div>	1	170	257
Against	147	25.57%	<div style="width: 25.57%;"><div style="width: 25.57%;"></div></div>	1	37	109
Total Votes Cast	575	100.00%	<div style="width: 100.00%;"><div style="width: 100.00%;"></div></div>	2	207	366
Overvotes	0			0	0	0
Undervotes	12			0	2	10

STATE PROP 7

Vote For 1

	TOTAL	VOTE %		Absentee	Early Voting	Election Day
For	396	68.75%	<div style="width: 68.75%;"><div style="width: 68.75%;"></div></div>	1	152	243
Against	180	31.25%	<div style="width: 31.25%;"><div style="width: 31.25%;"></div></div>	1	54	125
Total Votes Cast	576	100.00%	<div style="width: 100.00%;"><div style="width: 100.00%;"></div></div>	2	206	368
Overvotes	0			0	0	0
Undervotes	11			0	3	8

STATE PROP 8

Vote For 1

	TOTAL	VOTE %		Absentee	Early Voting	Election Day
For	407	70.66%	<div style="width: 70.66%;"><div style="width: 70.66%;"></div></div>	2	161	244
Against	169	29.34%	<div style="width: 29.34%;"><div style="width: 29.34%;"></div></div>	0	46	123
Total Votes Cast	576	100.00%	<div style="width: 100.00%;"><div style="width: 100.00%;"></div></div>	2	207	367
Overvotes	0			0	0	0
Undervotes	11			0	2	9

STATE PROP 9

Vote For 1

	TOTAL	VOTE %		Absentee	Early Voting	Election Day
For	468	80.00%	<div style="width: 80.00%;"><div style="width: 80.00%;"></div></div>	2	165	301
Against	117	20.00%	<div style="width: 20.00%;"><div style="width: 20.00%;"></div></div>	0	43	74
Total Votes Cast	585	100.00%	<div style="width: 100.00%;"><div style="width: 100.00%;"></div></div>	2	208	375
Overvotes	0			0	0	0
Undervotes	2			0	1	1

Precinct 0079

STATE PROP 10

Vote For 1

	TOTAL	VOTE %		Absentee	Early Voting	Election Day
For	334	59.12%	<div style="width: 59.12%;"><div style="width: 59.12%;"></div></div>	2	126	206
Against	231	40.88%	<div style="width: 40.88%;"><div style="width: 40.88%;"></div></div>	0	76	155
Total Votes Cast	565	100.00%	<div style="width: 100.00%;"><div style="width: 100.00%;"></div></div>	2	202	361
Overvotes	0			0	0	0
Undervotes	22			0	7	15

STATE PROP 11

Vote For 1

	TOTAL	VOTE %		Absentee	Early Voting	Election Day
For	306	57.09%	<div style="width: 57.09%;"><div style="width: 57.09%;"></div></div>	2	114	190
Against	230	42.91%	<div style="width: 42.91%;"><div style="width: 42.91%;"></div></div>	0	74	156
Total Votes Cast	536	100.00%	<div style="width: 100.00%;"><div style="width: 100.00%;"></div></div>	2	188	346
Overvotes	0			0	0	0
Undervotes	51			0	21	30

STATE PROP 12

Vote For 1

	TOTAL	VOTE %		Absentee	Early Voting	Election Day
For	270	51.43%	<div style="width: 51.43%;"><div style="width: 51.43%;"></div></div>	2	110	158
Against	255	48.57%	<div style="width: 48.57%;"><div style="width: 48.57%;"></div></div>	0	76	179
Total Votes Cast	525	100.00%	<div style="width: 100.00%;"><div style="width: 100.00%;"></div></div>	2	186	337
Overvotes	0			0	0	0
Undervotes	62			0	23	39

STATE PROP 13

Vote For 1

	TOTAL	VOTE %		Absentee	Early Voting	Election Day
For	209	36.54%	<div style="width: 36.54%;"><div style="width: 36.54%;"></div></div>	2	85	122
Against	363	63.46%	<div style="width: 63.46%;"><div style="width: 63.46%;"></div></div>	0	120	243
Total Votes Cast	572	100.00%	<div style="width: 100.00%;"><div style="width: 100.00%;"></div></div>	2	205	365
Overvotes	0			0	0	0
Undervotes	15			0	4	11

STATE PROP 14




Vote For 1

	TOTAL	VOTE %		Absentee	Early Voting	Election Day
For	421	73.60%	<div style="width: 73.60%;"><div style="width: 73.60%;"></div></div>	2	151	268
Against	151	26.40%	<div style="width: 26.40%;"><div style="width: 26.40%;"></div></div>	0	55	96
Total Votes Cast	572	100.00%	<div style="width: 100.00%;"><div style="width: 100.00%;"></div></div>	2	206	364
Overvotes	0			0	0	0
Undervotes	15			0	3	12

Precinct 0079

Proposition A Whitehouse ISD

Vote For 1

	TOTAL	VOTE %		Absentee	Early Voting	Election Day
For	57	70.37%		0	23	34
Against	24	29.63%		0	11	13
Total Votes Cast	81	100.00%		0	34	47
Overvotes	0			0	0	0
Undervotes	3			0	1	2

Precinct 0081

Statistics

	TOTAL	Absentee	Early Voting	Election Day
Registered Voters - Total	254			
Ballots Cast - Total	17	0	6	11
Ballots Cast - Blank	0	0	0	0
Voter Turnout - Total	6.69%			

STATE PROP 1

Vote For 1

	TOTAL	VOTE %	Absentee	Early Voting	Election Day
For	11	64.71%	0	3	8
Against	6	35.29%	0	3	3
Total Votes Cast	17	100.00%	0	6	11
Overvotes	0		0	0	0
Undervotes	0		0	0	0

STATE PROP 2

Vote For 1

	TOTAL	VOTE %	Absentee	Early Voting	Election Day
For	13	76.47%	0	4	9
Against	4	23.53%	0	2	2
Total Votes Cast	17	100.00%	0	6	11
Overvotes	0		0	0	0
Undervotes	0		0	0	0

STATE PROP 3

Vote For 1

	TOTAL	VOTE %	Absentee	Early Voting	Election Day
For	8	47.06%	0	2	6
Against	9	52.94%	0	4	5
Total Votes Cast	17	100.00%	0	6	11
Overvotes	0		0	0	0
Undervotes	0		0	0	0

STATE PROP 4

Vote For 1

	TOTAL	VOTE %	Absentee	Early Voting	Election Day
For	13	76.47%	0	4	9
Against	4	23.53%	0	2	2
Total Votes Cast	17	100.00%	0	6	11
Overvotes	0		0	0	0
Undervotes	0		0	0	0

Precinct 0081

STATE PROP 5

Vote For 1

	TOTAL	VOTE %		Absentee	Early Voting	Election Day
For	14	82.35%		0	3	11
Against	3	17.65%		0	3	0
Total Votes Cast	17	100.00%		0	6	11
Overvotes	0			0	0	0
Undervotes	0			0	0	0

STATE PROP 6

Vote For 1

	TOTAL	VOTE %		Absentee	Early Voting	Election Day
For	12	70.59%		0	2	10
Against	5	29.41%		0	4	1
Total Votes Cast	17	100.00%		0	6	11
Overvotes	0			0	0	0
Undervotes	0			0	0	0

STATE PROP 7

Vote For 1

	TOTAL	VOTE %		Absentee	Early Voting	Election Day
For	9	56.25%		0	2	7
Against	7	43.75%		0	3	4
Total Votes Cast	16	100.00%		0	5	11
Overvotes	0			0	0	0
Undervotes	1			0	1	0

STATE PROP 8

Vote For 1

	TOTAL	VOTE %		Absentee	Early Voting	Election Day
For	14	82.35%		0	4	10
Against	3	17.65%		0	2	1
Total Votes Cast	17	100.00%		0	6	11
Overvotes	0			0	0	0
Undervotes	0			0	0	0

STATE PROP 9

Vote For 1

	TOTAL	VOTE %		Absentee	Early Voting	Election Day
For	16	94.12%		0	6	10
Against	1	5.88%		0	0	1
Total Votes Cast	17	100.00%		0	6	11
Overvotes	0			0	0	0
Undervotes	0			0	0	0

Precinct 0081

STATE PROP 10

Vote For 1

	TOTAL	VOTE %		Absentee	Early Voting	Election Day
For	11	64.71%	<div style="width: 64.71%;"><div style="width: 64.71%;"></div></div>	0	3	8
Against	6	35.29%	<div style="width: 35.29%;"><div style="width: 35.29%;"></div></div>	0	3	3
Total Votes Cast	17	100.00%	<div style="width: 100.00%;"><div style="width: 100.00%;"></div></div>	0	6	11
Overvotes	0			0	0	0
Undervotes	0			0	0	0

STATE PROP 11

Vote For 1

	TOTAL	VOTE %		Absentee	Early Voting	Election Day
For	13	81.25%	<div style="width: 81.25%;"><div style="width: 81.25%;"></div></div>	0	2	11
Against	3	18.75%	<div style="width: 18.75%;"><div style="width: 18.75%;"></div></div>	0	3	0
Total Votes Cast	16	100.00%	<div style="width: 100.00%;"><div style="width: 100.00%;"></div></div>	0	5	11
Overvotes	0			0	0	0
Undervotes	1			0	1	0

STATE PROP 12

Vote For 1

	TOTAL	VOTE %		Absentee	Early Voting	Election Day
For	4	25.00%	<div style="width: 25.00%;"><div style="width: 25.00%;"></div></div>	0	0	4
Against	12	75.00%	<div style="width: 75.00%;"><div style="width: 75.00%;"></div></div>	0	5	7
Total Votes Cast	16	100.00%	<div style="width: 100.00%;"><div style="width: 100.00%;"></div></div>	0	5	11
Overvotes	0			0	0	0
Undervotes	1			0	1	0

STATE PROP 13

Vote For 1

	TOTAL	VOTE %		Absentee	Early Voting	Election Day
For	4	23.53%	<div style="width: 23.53%;"><div style="width: 23.53%;"></div></div>	0	0	4
Against	13	76.47%	<div style="width: 76.47%;"><div style="width: 76.47%;"></div></div>	0	6	7
Total Votes Cast	17	100.00%	<div style="width: 100.00%;"><div style="width: 100.00%;"></div></div>	0	6	11
Overvotes	0			0	0	0
Undervotes	0			0	0	0

STATE PROP 14

Vote For 1

	TOTAL	VOTE %		Absentee	Early Voting	Election Day
For	15	93.75%	<div style="width: 93.75%;"><div style="width: 93.75%;"></div></div>	0	4	11
Against	1	6.25%	<div style="width: 6.25%;"><div style="width: 6.25%;"></div></div>	0	1	0
Total Votes Cast	16	100.00%	<div style="width: 100.00%;"><div style="width: 100.00%;"></div></div>	0	5	11
Overvotes	0			0	0	0
Undervotes	1			0	1	0




Precinct 0082

Statistics

	TOTAL	Absentee	Early Voting	Election Day
Registered Voters - Total	64			
Ballots Cast - Total	6	0	3	3
Ballots Cast - Blank	0	0	0	0
Voter Turnout - Total	9.38%			




STATE PROP 1

Vote For 1

	TOTAL	VOTE %	Absentee	Early Voting	Election Day
For	5	83.33% 	0	3	2
Against	1	16.67% 	0	0	1
Total Votes Cast	6	100.00% 	0	3	3
Overvotes	0		0	0	0
Undervotes	0		0	0	0




STATE PROP 2

Vote For 1

	TOTAL	VOTE %	Absentee	Early Voting	Election Day
For	4	66.67% 	0	2	2
Against	2	33.33% 	0	1	1
Total Votes Cast	6	100.00% 	0	3	3
Overvotes	0		0	0	0
Undervotes	0		0	0	0




STATE PROP 3

Vote For 1

	TOTAL	VOTE %	Absentee	Early Voting	Election Day
For	2	33.33% 	0	2	0
Against	4	66.67% 	0	1	3
Total Votes Cast	6	100.00% 	0	3	3
Overvotes	0		0	0	0
Undervotes	0		0	0	0

STATE PROP 4

Vote For 1

	TOTAL	VOTE %	Absentee	Early Voting	Election Day
For	1	16.67% 	0	1	0
Against	5	83.33% 	0	2	3
Total Votes Cast	6	100.00% 	0	3	3
Overvotes	0		0	0	0
Undervotes	0		0	0	0

Precinct 0082

STATE PROP 5

Vote For 1

	TOTAL	VOTE %		Absentee	Early Voting	Election Day
For	6	100.00%	<div style="width: 100%; height: 10px; background-color: #ffc107;"></div>	0	3	3
Against	0	0.00%	<div style="width: 0%; height: 10px; background-color: #6c757d;"></div>	0	0	0
Total Votes Cast	6	100.00%	<div style="width: 100%; height: 10px; background-color: #ffc107;"></div>	0	3	3
Overvotes	0			0	0	0
Undervotes	0			0	0	0

STATE PROP 6

Vote For 1

	TOTAL	VOTE %		Absentee	Early Voting	Election Day
For	4	66.67%	<div style="width: 66.67%; height: 10px; background-color: #ffc107;"></div>	0	3	1
Against	2	33.33%	<div style="width: 33.33%; height: 10px; background-color: #6c757d;"></div>	0	0	2
Total Votes Cast	6	100.00%	<div style="width: 100%; height: 10px; background-color: #ffc107;"></div>	0	3	3
Overvotes	0			0	0	0
Undervotes	0			0	0	0

STATE PROP 7

Vote For 1

	TOTAL	VOTE %		Absentee	Early Voting	Election Day
For	3	50.00%	<div style="width: 50%; height: 10px; background-color: #ffc107;"></div>	0	1	2
Against	3	50.00%	<div style="width: 50%; height: 10px; background-color: #6c757d;"></div>	0	2	1
Total Votes Cast	6	100.00%	<div style="width: 100%; height: 10px; background-color: #ffc107;"></div>	0	3	3
Overvotes	0			0	0	0
Undervotes	0			0	0	0

STATE PROP 8

Vote For 1

	TOTAL	VOTE %		Absentee	Early Voting	Election Day
For	5	83.33%	<div style="width: 83.33%; height: 10px; background-color: #ffc107;"></div>	0	3	2
Against	1	16.67%	<div style="width: 16.67%; height: 10px; background-color: #6c757d;"></div>	0	0	1
Total Votes Cast	6	100.00%	<div style="width: 100%; height: 10px; background-color: #ffc107;"></div>	0	3	3
Overvotes	0			0	0	0
Undervotes	0			0	0	0

STATE PROP 9

Vote For 1

	TOTAL	VOTE %		Absentee	Early Voting	Election Day
For	6	100.00%	<div style="width: 100%; height: 10px; background-color: #ffc107;"></div>	0	3	3
Against	0	0.00%	<div style="width: 0%; height: 10px; background-color: #6c757d;"></div>	0	0	0
Total Votes Cast	6	100.00%	<div style="width: 100%; height: 10px; background-color: #ffc107;"></div>	0	3	3
Overvotes	0			0	0	0
Undervotes	0			0	0	0

Precinct 0082

STATE PROP 10

Vote For 1

	TOTAL	VOTE %	Absentee	Early Voting	Election Day
For	1	16.67%	0	1	0
Against	5	83.33%	0	2	3
Total Votes Cast	6	100.00%	0	3	3
Overvotes	0		0	0	0
Undervotes	0		0	0	0

STATE PROP 11

Vote For 1

	TOTAL	VOTE %	Absentee	Early Voting	Election Day
For	4	66.67%	0	3	1
Against	2	33.33%	0	0	2
Total Votes Cast	6	100.00%	0	3	3
Overvotes	0		0	0	0
Undervotes	0		0	0	0

STATE PROP 12

Vote For 1

	TOTAL	VOTE %	Absentee	Early Voting	Election Day
For	1	16.67%	0	1	0
Against	5	83.33%	0	2	3
Total Votes Cast	6	100.00%	0	3	3
Overvotes	0		0	0	0
Undervotes	0		0	0	0

STATE PROP 13

Vote For 1

	TOTAL	VOTE %	Absentee	Early Voting	Election Day
For	4	66.67%	0	1	3
Against	2	33.33%	0	2	0
Total Votes Cast	6	100.00%	0	3	3
Overvotes	0		0	0	0
Undervotes	0		0	0	0

STATE PROP 14

Vote For 1

	TOTAL	VOTE %	Absentee	Early Voting	Election Day
For	4	66.67%	0	3	1
Against	2	33.33%	0	0	2
Total Votes Cast	6	100.00%	0	3	3
Overvotes	0		0	0	0
Undervotes	0		0	0	0




Precinct 0085

Statistics

	TOTAL	Absentee	Early Voting	Election Day
Registered Voters - Total	1,298			
Ballots Cast - Total	327	5	171	151
Ballots Cast - Blank	0	0	0	0
Voter Turnout - Total	25.19%			




STATE PROP 1

Vote For 1

	TOTAL	VOTE %	Absentee	Early Voting	Election Day
For	278	86.88% 	5	147	126
Against	42	13.12% 	0	21	21
Total Votes Cast	320	100.00% 	5	168	147
Overvotes	0		0	0	0
Undervotes	7		0	3	4




STATE PROP 2

Vote For 1

	TOTAL	VOTE %	Absentee	Early Voting	Election Day
For	185	59.49% 	4	112	69
Against	126	40.51% 	1	52	73
Total Votes Cast	311	100.00% 	5	164	142
Overvotes	0		0	0	0
Undervotes	16		0	7	9




STATE PROP 3

Vote For 1

	TOTAL	VOTE %	Absentee	Early Voting	Election Day
For	264	84.62% 	3	146	115
Against	48	15.38% 	2	18	28
Total Votes Cast	312	100.00% 	5	164	143
Overvotes	0		0	0	0
Undervotes	15		0	7	8

STATE PROP 4

Vote For 1

	TOTAL	VOTE %	Absentee	Early Voting	Election Day
For	288	89.72% 	5	160	123
Against	33	10.28% 	0	10	23
Total Votes Cast	321	100.00% 	5	170	146
Overvotes	0		0	0	0
Undervotes	6		0	1	5

Precinct 0085

STATE PROP 5

Vote For 1

	TOTAL	VOTE %		Absentee	Early Voting	Election Day
For	174	55.24%	<div style="width: 55.24%;"><div style="width: 55.24%;"></div></div>	4	106	64
Against	141	44.76%	<div style="width: 44.76%;"><div style="width: 44.76%;"></div></div>	1	60	80
Total Votes Cast	315	100.00%	<div style="width: 100.00%;"><div style="width: 100.00%;"></div></div>	5	166	144
Overvotes	0			0	0	0
Undervotes	12			0	5	7

STATE PROP 6

Vote For 1

	TOTAL	VOTE %		Absentee	Early Voting	Election Day
For	234	74.05%	<div style="width: 74.05%;"><div style="width: 74.05%;"></div></div>	5	138	91
Against	82	25.95%	<div style="width: 25.95%;"><div style="width: 25.95%;"></div></div>	0	29	53
Total Votes Cast	316	100.00%	<div style="width: 100.00%;"><div style="width: 100.00%;"></div></div>	5	167	144
Overvotes	0			0	0	0
Undervotes	11			0	4	7

STATE PROP 7

Vote For 1

	TOTAL	VOTE %		Absentee	Early Voting	Election Day
For	230	73.25%	<div style="width: 73.25%;"><div style="width: 73.25%;"></div></div>	4	137	89
Against	84	26.75%	<div style="width: 26.75%;"><div style="width: 26.75%;"></div></div>	1	29	54
Total Votes Cast	314	100.00%	<div style="width: 100.00%;"><div style="width: 100.00%;"></div></div>	5	166	143
Overvotes	0			0	0	0
Undervotes	13			0	5	8

STATE PROP 8

Vote For 1

	TOTAL	VOTE %		Absentee	Early Voting	Election Day
For	205	65.29%	<div style="width: 65.29%;"><div style="width: 65.29%;"></div></div>	4	122	79
Against	109	34.71%	<div style="width: 34.71%;"><div style="width: 34.71%;"></div></div>	1	42	66
Total Votes Cast	314	100.00%	<div style="width: 100.00%;"><div style="width: 100.00%;"></div></div>	5	164	145
Overvotes	0			0	0	0
Undervotes	13			0	7	6

STATE PROP 9

Vote For 1

	TOTAL	VOTE %		Absentee	Early Voting	Election Day
For	257	79.57%	<div style="width: 79.57%;"><div style="width: 79.57%;"></div></div>	5	144	108
Against	66	20.43%	<div style="width: 20.43%;"><div style="width: 20.43%;"></div></div>	0	25	41
Total Votes Cast	323	100.00%	<div style="width: 100.00%;"><div style="width: 100.00%;"></div></div>	5	169	149
Overvotes	0			0	0	0
Undervotes	4			0	2	2

Precinct 0085

STATE PROP 10

Vote For 1

	TOTAL	VOTE %		Absentee	Early Voting	Election Day
For	188	59.68%	<div style="width: 59.68%;"><div style="width: 59.68%;"></div></div>	3	119	66
Against	127	40.32%	<div style="width: 40.32%;"><div style="width: 40.32%;"></div></div>	2	47	78
Total Votes Cast	315	100.00%	<div style="width: 100.00%;"><div style="width: 100.00%;"></div></div>	5	166	144
Overvotes	0			0	0	0
Undervotes	12			0	5	7

STATE PROP 11

Vote For 1

	TOTAL	VOTE %		Absentee	Early Voting	Election Day
For	168	55.45%	<div style="width: 55.45%;"><div style="width: 55.45%;"></div></div>	3	101	64
Against	135	44.55%	<div style="width: 44.55%;"><div style="width: 44.55%;"></div></div>	2	55	78
Total Votes Cast	303	100.00%	<div style="width: 100.00%;"><div style="width: 100.00%;"></div></div>	5	156	142
Overvotes	0			0	0	0
Undervotes	24			0	15	9

STATE PROP 12

Vote For 1

	TOTAL	VOTE %		Absentee	Early Voting	Election Day
For	178	62.24%	<div style="width: 62.24%;"><div style="width: 62.24%;"></div></div>	3	99	76
Against	108	37.76%	<div style="width: 37.76%;"><div style="width: 37.76%;"></div></div>	1	48	59
Total Votes Cast	286	100.00%	<div style="width: 100.00%;"><div style="width: 100.00%;"></div></div>	4	147	135
Overvotes	0			0	0	0
Undervotes	41			1	24	16

STATE PROP 13

Vote For 1

	TOTAL	VOTE %		Absentee	Early Voting	Election Day
For	126	40.26%	<div style="width: 40.26%;"><div style="width: 40.26%;"></div></div>	1	82	43
Against	187	59.74%	<div style="width: 59.74%;"><div style="width: 59.74%;"></div></div>	4	82	101
Total Votes Cast	313	100.00%	<div style="width: 100.00%;"><div style="width: 100.00%;"></div></div>	5	164	144
Overvotes	0			0	0	0
Undervotes	14			0	7	7

STATE PROP 14




Vote For 1

	TOTAL	VOTE %		Absentee	Early Voting	Election Day
For	226	71.52%	<div style="width: 71.52%;"><div style="width: 71.52%;"></div></div>	4	135	87
Against	90	28.48%	<div style="width: 28.48%;"><div style="width: 28.48%;"></div></div>	1	30	59
Total Votes Cast	316	100.00%	<div style="width: 100.00%;"><div style="width: 100.00%;"></div></div>	5	165	146
Overvotes	0			0	0	0
Undervotes	11			0	6	5

Precinct 0085

Proposition A Lindale ISD

Vote For 1

	TOTAL	VOTE %		Absentee	Early Voting	Election Day
For	220	71.66%		2	130	88
Against	87	28.34%		0	31	56
Total Votes Cast	307	100.00%		2	161	144
Overvotes	0			0	0	0
Undervotes	20			3	10	7