

Precinct 0001

Statistics

	TOTAL	Absentee	Early Voting	Election Day
Registered Voters - Total	549			
Ballots Cast - Total	35	2	16	17
Ballots Cast - Republican Party	17	1	6	10
Ballots Cast - Democratic Party	18	1	10	7
Ballots Cast - Blank	0	0	0	0
Voter Turnout - Total	6.38%			
Voter Turnout - Republican Party	0.00%			
Voter Turnout - Democratic Party	0.00%			

REP President

Vote For 1

	TOTAL	VOTE %	Absentee	Early Voting	Election Day
Asa Hutchinson	0	0.00%	0	0	0
Donald J. Trump	16	94.12%	1	6	9
Ron DeSantis	0	0.00%	0	0	0
Vivek Ramaswamy	0	0.00%	0	0	0
David Stuckenberg	0	0.00%	0	0	0
Chris Christie	0	0.00%	0	0	0
Ryan L. Binkley	0	0.00%	0	0	0
Nikki Haley	1	5.88%	0	0	1
Uncommitted	0	0.00%	0	0	0
Total Votes Cast	17	100.00%	1	6	10
Overvotes	0		0	0	0
Undervotes	0		0	0	0

REP US Senator

Vote For 1

	TOTAL	VOTE %	Absentee	Early Voting	Election Day
R E (Rufus) Lopez	1	5.88%	0	0	1
Ted Cruz	16	94.12%	1	6	9
Holland "Redd" Gibson	0	0.00%	0	0	0
Total Votes Cast	17	100.00%	1	6	10
Overvotes	0		0	0	0
Undervotes	0		0	0	0

REP US Representative, Dist 1

Vote For 1

	TOTAL	VOTE %	Absentee	Early Voting	Election Day
Nathaniel Moran	13	100.00%	1	5	7
Total Votes Cast	13	100.00%	1	5	7
Overvotes	0		0	0	0
Undervotes	4		0	1	3

Precinct 0001

REP Railroad Commissioner

Vote For 1

	TOTAL	VOTE %	Absentee	Early Voting	Election Day
Corey Howell	1	9.09%	0	1	0
Petra Reyes	0	0.00%	0	0	0
Christie Clark	2	18.18%	0	0	2
James "Jim" Matlock	4	36.36%	0	2	2
Christi Craddick	4	36.36%	1	0	3
Total Votes Cast	11	100.00%	1	3	7
Overvotes	0		0	0	0
Undervotes	6		0	3	3

REP Justice, Supreme Court, PI 2

Vote For 1

	TOTAL	VOTE %	Absentee	Early Voting	Election Day
Jimmy Blacklock	12	100.00%	1	5	6
Total Votes Cast	12	100.00%	1	5	6
Overvotes	0		0	0	0
Undervotes	5		0	1	4

REP Justice, Supreme Court, PI 4

Vote For 1

	TOTAL	VOTE %	Absentee	Early Voting	Election Day
John Devine	6	60.00%	1	1	4
Brian Walker	4	40.00%	0	1	3
Total Votes Cast	10	100.00%	1	2	7
Overvotes	0		0	0	0
Undervotes	7		0	4	3

REP Justice, Supreme Court, PI 6

Vote For 1

	TOTAL	VOTE %	Absentee	Early Voting	Election Day
Jane Bland	12	100.00%	1	5	6
Total Votes Cast	12	100.00%	1	5	6
Overvotes	0		0	0	0
Undervotes	5		0	1	4

REP Presiding Judge, Ct of Crim App

Vote For 1

	TOTAL	VOTE %	Absentee	Early Voting	Election Day
David J. Schenck	10	76.92%	1	2	7
Sharon Keller	3	23.08%	0	1	2
Total Votes Cast	13	100.00%	1	3	9
Overvotes	0		0	0	0
Undervotes	4		0	3	1

Precinct 0001

REP Judge, Ct of Crim App, PI 7

Vote For 1

	TOTAL	VOTE %	Absentee	Early Voting	Election Day
Gina Parker	8	72.73%	0	3	5
Barbara Parker Hervey	3	27.27%	0	0	3
Total Votes Cast	11	100.00%	0	3	8
Overvotes	0		0	0	0
Undervotes	6		1	3	2

REP Judge, Ct of Crim App, PI 8

Vote For 1

	TOTAL	VOTE %	Absentee	Early Voting	Election Day
Lee Finley	8	72.73%	0	3	5
Michelle Slaughter	3	27.27%	1	0	2
Total Votes Cast	11	100.00%	1	3	7
Overvotes	0		0	0	0
Undervotes	6		0	3	3

REP State Representative, Dist 6

Vote For 1

	TOTAL	VOTE %	Absentee	Early Voting	Election Day
Daniel Alders	12	100.00%	1	4	7
Total Votes Cast	12	100.00%	1	4	7
Overvotes	0		0	0	0
Undervotes	5		0	2	3

REP Justice, 12th Ct of Appeals District, PI 3

Vote For 1

	TOTAL	VOTE %	Absentee	Early Voting	Election Day
Greg Neeley	13	100.00%	1	4	8
Total Votes Cast	13	100.00%	1	4	8
Overvotes	0		0	0	0
Undervotes	4		0	2	2

REP Dist Judge, 7th Judicial Dist

Vote For 1

	TOTAL	VOTE %	Absentee	Early Voting	Election Day
Kerry L. Russell	12	100.00%	1	5	6
Total Votes Cast	12	100.00%	1	5	6
Overvotes	0		0	0	0
Undervotes	5		0	1	4

Precinct 0001

REP Dist Judge, 114th Judicial Dist

Vote For 1

	TOTAL	VOTE %	Absentee	Early Voting	Election Day
Austin Reeve Jackson	11	100.00%	1	5	5
Total Votes Cast	11	100.00%	1	5	5
Overvotes	0		0	0	0
Undervotes	6		0	1	5

REP Dist Judge, 475th Judicial Dist

Vote For 1

	TOTAL	VOTE %	Absentee	Early Voting	Election Day
Taylor Heaton	12	100.00%	1	6	5
Total Votes Cast	12	100.00%	1	6	5
Overvotes	0		0	0	0
Undervotes	5		0	0	5

REP Judge, Co Court at Law No. 2, Unexp

Vote For 1

	TOTAL	VOTE %	Absentee	Early Voting	Election Day
Sara Maynard	10	71.43%	1	3	6
Amy McCullough	4	28.57%	0	3	1
Total Votes Cast	14	100.00%	1	6	7
Overvotes	0		0	0	0
Undervotes	3		0	0	3

REP Sheriff

Vote For 1

	TOTAL	VOTE %	Absentee	Early Voting	Election Day
Chris V Green	4	28.57%	0	2	2
Larry R. Smith	10	71.43%	1	3	6
Total Votes Cast	14	100.00%	1	5	8
Overvotes	0		0	0	0
Undervotes	3		0	1	2

REP County Tax Assessor-Collector

Vote For 1

	TOTAL	VOTE %	Absentee	Early Voting	Election Day
Gary B Barber	14	100.00%	1	6	7
Total Votes Cast	14	100.00%	1	6	7
Overvotes	0		0	0	0
Undervotes	3		0	0	3

Precinct 0001

REP County Chair

Vote For 1

	TOTAL	VOTE %	Absentee	Early Voting	Election Day
David Stein	8	66.67%	1	1	6
Kevin McCall	4	33.33%	0	3	1
Total Votes Cast	12	100.00%	1	4	7
Overvotes	0		0	0	0
Undervotes	5		0	2	3

REP Proposition 1

Vote For 1

	TOTAL	VOTE %	Absentee	Early Voting	Election Day
YES	15	88.24%	0	5	10
NO	2	11.76%	1	1	0
Total Votes Cast	17	100.00%	1	6	10
Overvotes	0		0	0	0
Undervotes	0		0	0	0

REP Proposition 2

Vote For 1

	TOTAL	VOTE %	Absentee	Early Voting	Election Day
YES	15	100.00%	1	6	8
NO	0	0.00%	0	0	0
Total Votes Cast	15	100.00%	1	6	8
Overvotes	0		0	0	0
Undervotes	2		0	0	2

REP Proposition 3

Vote For 1

	TOTAL	VOTE %	Absentee	Early Voting	Election Day
YES	15	93.75%	1	6	8
NO	1	6.25%	0	0	1
Total Votes Cast	16	100.00%	1	6	9
Overvotes	0		0	0	0
Undervotes	1		0	0	1

REP Proposition 4

Vote For 1

	TOTAL	VOTE %	Absentee	Early Voting	Election Day
YES	13	92.86%	1	5	7
NO	1	7.14%	0	0	1
Total Votes Cast	14	100.00%	1	5	8
Overvotes	0		0	0	0
Undervotes	3		0	1	2

Precinct 0001

REP Proposition 5

Vote For 1

	TOTAL	VOTE %	Absentee	Early Voting	Election Day
YES	14	87.50%	1	6	7
NO	2	12.50%	0	0	2
Total Votes Cast	16	100.00%	1	6	9
Overvotes	0		0	0	0
Undervotes	1		0	0	1

REP Proposition 6

Vote For 1

	TOTAL	VOTE %	Absentee	Early Voting	Election Day
YES	15	93.75%	1	6	8
NO	1	6.25%	0	0	1
Total Votes Cast	16	100.00%	1	6	9
Overvotes	0		0	0	0
Undervotes	1		0	0	1

REP Proposition 7

Vote For 1

	TOTAL	VOTE %	Absentee	Early Voting	Election Day
YES	15	88.24%	0	6	9
NO	2	11.76%	1	0	1
Total Votes Cast	17	100.00%	1	6	10
Overvotes	0		0	0	0
Undervotes	0		0	0	0

REP Proposition 8

Vote For 1

	TOTAL	VOTE %	Absentee	Early Voting	Election Day
YES	15	100.00%	1	6	8
NO	0	0.00%	0	0	0
Total Votes Cast	15	100.00%	1	6	8
Overvotes	0		0	0	0
Undervotes	2		0	0	2

REP Proposition 9

Vote For 1

	TOTAL	VOTE %	Absentee	Early Voting	Election Day
YES	10	66.67%	1	4	5
NO	5	33.33%	0	2	3
Total Votes Cast	15	100.00%	1	6	8
Overvotes	0		0	0	0
Undervotes	2		0	0	2

Precinct 0001

REP Proposition 10

Vote For 1

	TOTAL	VOTE %	Absentee	Early Voting	Election Day
YES	16	100.00%	1	6	9
NO	0	0.00%	0	0	0
Total Votes Cast	16	100.00%	1	6	9
Overvotes	0		0	0	0
Undervotes	1		0	0	1

REP Proposition 11

Vote For 1

	TOTAL	VOTE %	Absentee	Early Voting	Election Day
YES	13	86.67%	0	6	7
NO	2	13.33%	1	0	1
Total Votes Cast	15	100.00%	1	6	8
Overvotes	0		0	0	0
Undervotes	2		0	0	2

REP Proposition 12

Vote For 1

	TOTAL	VOTE %	Absentee	Early Voting	Election Day
YES	16	100.00%	1	6	9
NO	0	0.00%	0	0	0
Total Votes Cast	16	100.00%	1	6	9
Overvotes	0		0	0	0
Undervotes	1		0	0	1

REP Proposition 13

Vote For 1

	TOTAL	VOTE %	Absentee	Early Voting	Election Day
YES	16	100.00%	1	6	9
NO	0	0.00%	0	0	0
Total Votes Cast	16	100.00%	1	6	9
Overvotes	0		0	0	0
Undervotes	1		0	0	1

Precinct 0001

DEM President

Vote For 1

	TOTAL	VOTE %	Absentee	Early Voting	Election Day
Gabriel A. Cornejo	0	0.00%	0	0	0
Joseph R. Biden Jr.	15	88.24%	1	8	6
Star Locke	0	0.00%	0	0	0
Dean Phillips	1	5.88%	0	1	0
Armando "Mando" Perez-Serrato	0	0.00%	0	0	0
Marianne Williamson	0	0.00%	0	0	0
Frankie Lozada	0	0.00%	0	0	0
Cenk Uygur	1	5.88%	0	1	0
Total Votes Cast	17	100.00%	1	10	6
Overvotes	0		0	0	0
Undervotes	1		0	0	1

DEM US Senator

Vote For 1

	TOTAL	VOTE %	Absentee	Early Voting	Election Day
Carl Oscar Sherman	3	18.75%	0	2	1
Meri Gomez	5	31.25%	0	3	2
Heli Rodriguez Prilliman	0	0.00%	0	0	0
Colin Allred	4	25.00%	1	1	2
Roland Gutierrez	0	0.00%	0	0	0
A. "Robert" Hassan	0	0.00%	0	0	0
Steven J. Keough	0	0.00%	0	0	0
Thierry Tchenko	1	6.25%	0	1	0
Mark Gonzalez	3	18.75%	0	2	1
Total Votes Cast	16	100.00%	1	9	6
Overvotes	0		0	0	0
Undervotes	2		0	1	1

DEM Railroad Commissioner

Vote For 1

	TOTAL	VOTE %	Absentee	Early Voting	Election Day
Katherine Culbert	10	66.67%	1	5	4
Bill Burch	5	33.33%	0	3	2
Total Votes Cast	15	100.00%	1	8	6
Overvotes	0		0	0	0
Undervotes	3		0	2	1

Precinct 0001

DEM Justice, Supreme Court, PI 2

Vote For 1

	TOTAL	VOTE %	Absentee	Early Voting	Election Day
DaSean Jones	10	71.43%	1	6	3
Randy Sarosdy	4	28.57%	0	2	2
Total Votes Cast	14	100.00%	1	8	5
Overvotes	0		0	0	0
Undervotes	4		0	2	2

DEM Justice, Supreme Court, PI 4

Vote For 1

	TOTAL	VOTE %	Absentee	Early Voting	Election Day
Christine Vinh Weems	12	100.00%	1	8	3
Total Votes Cast	12	100.00%	1	8	3
Overvotes	0		0	0	0
Undervotes	6		0	2	4

DEM Justice, Supreme Court, PI 6

Vote For 1

	TOTAL	VOTE %	Absentee	Early Voting	Election Day
Joe Pool	9	60.00%	0	5	4
Bonnie Lee Goldstein	6	40.00%	1	3	2
Total Votes Cast	15	100.00%	1	8	6
Overvotes	0		0	0	0
Undervotes	3		0	2	1

DEM Presiding Judge, Ct of Crim App

Vote For 1

	TOTAL	VOTE %	Absentee	Early Voting	Election Day
Holly Taylor	12	100.00%	1	7	4
Total Votes Cast	12	100.00%	1	7	4
Overvotes	0		0	0	0
Undervotes	6		0	3	3

DEM Judge, Ct of Crim App, PI 7

Vote For 1

	TOTAL	VOTE %	Absentee	Early Voting	Election Day
Nancy Mulder	14	100.00%	1	8	5
Total Votes Cast	14	100.00%	1	8	5
Overvotes	0		0	0	0
Undervotes	4		0	2	2

Precinct 0001

DEM Judge, Ct of Crim App, PI 8

Vote For 1

	TOTAL	VOTE %		Absentee	Early Voting	Election Day
Chika Anyiam	12	100.00%	<div style="width: 100%; height: 10px; background-color: #ffc107;"></div>	1	7	4
Total Votes Cast	12	100.00%	<div style="width: 100%; height: 10px; background-color: #ffc107;"></div>	1	7	4
Overvotes	0			0	0	0
Undervotes	6			0	3	3

DEM State Representative, Dist 6

Vote For 1

	TOTAL	VOTE %		Absentee	Early Voting	Election Day
Cody J Grace	14	100.00%	<div style="width: 100%; height: 10px; background-color: #ffc107;"></div>	1	8	5
Total Votes Cast	14	100.00%	<div style="width: 100%; height: 10px; background-color: #ffc107;"></div>	1	8	5
Overvotes	0			0	0	0
Undervotes	4			0	2	2

DEM Constable Pct 1

Vote For 1

	TOTAL	VOTE %		Absentee	Early Voting	Election Day
Ralph Caraway Jr	15	83.33%	<div style="width: 83.33%; height: 10px; background-color: #ffc107;"></div>	1	7	7
Derrick P Holman	1	5.56%	<div style="width: 5.56%; height: 10px; background-color: #ffc107;"></div>	0	1	0
Willie Mims	2	11.11%	<div style="width: 11.11%; height: 10px; background-color: #ffc107;"></div>	0	2	0
Total Votes Cast	18	100.00%	<div style="width: 100%; height: 10px; background-color: #ffc107;"></div>	1	10	7
Overvotes	0			0	0	0
Undervotes	0			0	0	0

DEM County Chair

Vote For 1

	TOTAL	VOTE %		Absentee	Early Voting	Election Day
Hector Garza	14	100.00%	<div style="width: 100%; height: 10px; background-color: #ffc107;"></div>	1	8	5
Total Votes Cast	14	100.00%	<div style="width: 100%; height: 10px; background-color: #ffc107;"></div>	1	8	5
Overvotes	0			0	0	0
Undervotes	4			0	2	2

Precinct 0002

Statistics

	TOTAL	Absentee	Early Voting	Election Day
Registered Voters - Total	844			
Ballots Cast - Total	43	5	25	13
Ballots Cast - Republican Party	11	1	6	4
Ballots Cast - Democratic Party	32	4	19	9
Ballots Cast - Blank	0	0	0	0
Voter Turnout - Total	5.09%			
Voter Turnout - Republican Party	0.00%			
Voter Turnout - Democratic Party	0.00%			

REP President

Vote For 1

	TOTAL	VOTE %	Absentee	Early Voting	Election Day
Asa Hutchinson	0	0.00%	0	0	0
Donald J. Trump	8	72.73%	0	6	2
Ron DeSantis	0	0.00%	0	0	0
Vivek Ramaswamy	0	0.00%	0	0	0
David Stuckenberg	1	9.09%	0	0	1
Chris Christie	0	0.00%	0	0	0
Ryan L. Binkley	0	0.00%	0	0	0
Nikki Haley	2	18.18%	1	0	1
Uncommitted	0	0.00%	0	0	0
Total Votes Cast	11	100.00%	1	6	4
Overvotes	0		0	0	0
Undervotes	0		0	0	0

REP US Senator

Vote For 1

	TOTAL	VOTE %	Absentee	Early Voting	Election Day
R E (Rufus) Lopez	2	20.00%	0	0	2
Ted Cruz	8	80.00%	1	5	2
Holland "Redd" Gibson	0	0.00%	0	0	0
Total Votes Cast	10	100.00%	1	5	4
Overvotes	0		0	0	0
Undervotes	1		0	1	0

REP US Representative, Dist 1

Vote For 1

	TOTAL	VOTE %	Absentee	Early Voting	Election Day
Nathaniel Moran	10	100.00%	1	6	3
Total Votes Cast	10	100.00%	1	6	3
Overvotes	0		0	0	0
Undervotes	1		0	0	1

Precinct 0002

REP Railroad Commissioner

Vote For 1

	TOTAL	VOTE %	Absentee	Early Voting	Election Day
Corey Howell	1	11.11%	0	1	0
Petra Reyes	3	33.33%	0	1	2
Christie Clark	2	22.22%	0	1	1
James "Jim" Matlock	1	11.11%	1	0	0
Christi Craddick	2	22.22%	0	1	1
Total Votes Cast	9	100.00%	1	4	4
Overvotes	0		0	0	0
Undervotes	2		0	2	0

REP Justice, Supreme Court, PI 2

Vote For 1

	TOTAL	VOTE %	Absentee	Early Voting	Election Day
Jimmy Blacklock	8	100.00%	1	4	3
Total Votes Cast	8	100.00%	1	4	3
Overvotes	0		0	0	0
Undervotes	3		0	2	1

REP Justice, Supreme Court, PI 4

Vote For 1

	TOTAL	VOTE %	Absentee	Early Voting	Election Day
John Devine	4	44.44%	0	0	4
Brian Walker	5	55.56%	1	4	0
Total Votes Cast	9	100.00%	1	4	4
Overvotes	0		0	0	0
Undervotes	2		0	2	0

REP Justice, Supreme Court, PI 6

Vote For 1

	TOTAL	VOTE %	Absentee	Early Voting	Election Day
Jane Bland	8	100.00%	1	4	3
Total Votes Cast	8	100.00%	1	4	3
Overvotes	0		0	0	0
Undervotes	3		0	2	1

REP Presiding Judge, Ct of Crim App

Vote For 1

	TOTAL	VOTE %	Absentee	Early Voting	Election Day
David J. Schenck	4	44.44%	0	2	2
Sharon Keller	5	55.56%	1	3	1
Total Votes Cast	9	100.00%	1	5	3
Overvotes	0		0	0	0
Undervotes	2		0	1	1

Precinct 0002

REP Judge, Ct of Crim App, PI 7

Vote For 1

	TOTAL	VOTE %	Absentee	Early Voting	Election Day
Gina Parker	7	70.00%	1	3	3
Barbara Parker Hervey	3	30.00%	0	2	1
Total Votes Cast	10	100.00%	1	5	4
Overvotes	0		0	0	0
Undervotes	1		0	1	0

REP Judge, Ct of Crim App, PI 8

Vote For 1

	TOTAL	VOTE %	Absentee	Early Voting	Election Day
Lee Finley	6	60.00%	1	4	1
Michelle Slaughter	4	40.00%	0	1	3
Total Votes Cast	10	100.00%	1	5	4
Overvotes	0		0	0	0
Undervotes	1		0	1	0

REP State Representative, Dist 6

Vote For 1

	TOTAL	VOTE %	Absentee	Early Voting	Election Day
Daniel Alders	8	100.00%	1	4	3
Total Votes Cast	8	100.00%	1	4	3
Overvotes	0		0	0	0
Undervotes	3		0	2	1

REP Justice, 12th Ct of Appeals District, PI 3

Vote For 1

	TOTAL	VOTE %	Absentee	Early Voting	Election Day
Greg Neeley	9	100.00%	1	4	4
Total Votes Cast	9	100.00%	1	4	4
Overvotes	0		0	0	0
Undervotes	2		0	2	0

REP Dist Judge, 7th Judicial Dist

Vote For 1

	TOTAL	VOTE %	Absentee	Early Voting	Election Day
Kerry L. Russell	8	100.00%	1	4	3
Total Votes Cast	8	100.00%	1	4	3
Overvotes	0		0	0	0
Undervotes	3		0	2	1

Precinct 0002

REP Dist Judge, 114th Judicial Dist

Vote For 1

	TOTAL	VOTE %		Absentee	Early Voting	Election Day
Austin Reeve Jackson	10	100.00%	<div style="width: 100%; height: 10px; background-color: #ffc107;"></div>	1	5	4
Total Votes Cast	10	100.00%	<div style="width: 100%; height: 10px; background-color: #ffc107;"></div>	1	5	4
Overvotes	0			0	0	0
Undervotes	1			0	1	0

REP Dist Judge, 475th Judicial Dist

Vote For 1

	TOTAL	VOTE %		Absentee	Early Voting	Election Day
Taylor Heaton	9	100.00%	<div style="width: 100%; height: 10px; background-color: #ffc107;"></div>	1	5	3
Total Votes Cast	9	100.00%	<div style="width: 100%; height: 10px; background-color: #ffc107;"></div>	1	5	3
Overvotes	0			0	0	0
Undervotes	2			0	1	1

REP Judge, Co Court at Law No. 2, Unexp

Vote For 1

	TOTAL	VOTE %		Absentee	Early Voting	Election Day
Sara Maynard	7	63.64%	<div style="width: 63.64%; height: 10px; background-color: #ffc107;"></div>	0	4	3
Amy McCullough	4	36.36%	<div style="width: 36.36%; height: 10px; background-color: #ffc107;"></div>	1	2	1
Total Votes Cast	11	100.00%	<div style="width: 100%; height: 10px; background-color: #ffc107;"></div>	1	6	4
Overvotes	0			0	0	0
Undervotes	0			0	0	0

REP Sheriff

Vote For 1

	TOTAL	VOTE %		Absentee	Early Voting	Election Day
Chris V Green	4	44.44%	<div style="width: 44.44%; height: 10px; background-color: #ffc107;"></div>	0	2	2
Larry R. Smith	5	55.56%	<div style="width: 55.56%; height: 10px; background-color: #ffc107;"></div>	1	3	1
Total Votes Cast	9	100.00%	<div style="width: 100%; height: 10px; background-color: #ffc107;"></div>	1	5	3
Overvotes	0			0	0	0
Undervotes	2			0	1	1

REP County Tax Assessor-Collector

Vote For 1

	TOTAL	VOTE %		Absentee	Early Voting	Election Day
Gary B Barber	8	100.00%	<div style="width: 100%; height: 10px; background-color: #ffc107;"></div>	1	4	3
Total Votes Cast	8	100.00%	<div style="width: 100%; height: 10px; background-color: #ffc107;"></div>	1	4	3
Overvotes	0			0	0	0
Undervotes	3			0	2	1

Precinct 0002

REP County Chair

Vote For 1

	TOTAL	VOTE %	Absentee	Early Voting	Election Day
David Stein	4	50.00%	0	1	3
Kevin McCall	4	50.00%	0	3	1
Total Votes Cast	8	100.00%	0	4	4
Overvotes	0		0	0	0
Undervotes	3		1	2	0

REP Proposition 1

Vote For 1

	TOTAL	VOTE %	Absentee	Early Voting	Election Day
YES	9	100.00%	1	4	4
NO	0	0.00%	0	0	0
Total Votes Cast	9	100.00%	1	4	4
Overvotes	0		0	0	0
Undervotes	2		0	2	0

REP Proposition 2

Vote For 1

	TOTAL	VOTE %	Absentee	Early Voting	Election Day
YES	9	81.82%	1	5	3
NO	2	18.18%	0	1	1
Total Votes Cast	11	100.00%	1	6	4
Overvotes	0		0	0	0
Undervotes	0		0	0	0

REP Proposition 3

Vote For 1

	TOTAL	VOTE %	Absentee	Early Voting	Election Day
YES	6	60.00%	1	2	3
NO	4	40.00%	0	3	1
Total Votes Cast	10	100.00%	1	5	4
Overvotes	0		0	0	0
Undervotes	1		0	1	0

REP Proposition 4

Vote For 1

	TOTAL	VOTE %	Absentee	Early Voting	Election Day
YES	5	55.56%	1	3	1
NO	4	44.44%	0	1	3
Total Votes Cast	9	100.00%	1	4	4
Overvotes	0		0	0	0
Undervotes	2		0	2	0

Precinct 0002

REP Proposition 5

Vote For 1

	TOTAL	VOTE %		Absentee	Early Voting	Election Day
YES	7	70.00%		1	5	1
NO	3	30.00%		0	0	3
Total Votes Cast	10	100.00%		1	5	4
Overvotes	0			0	0	0
Undervotes	1			0	1	0

REP Proposition 6

Vote For 1

	TOTAL	VOTE %		Absentee	Early Voting	Election Day
YES	7	70.00%		1	4	2
NO	3	30.00%		0	1	2
Total Votes Cast	10	100.00%		1	5	4
Overvotes	0			0	0	0
Undervotes	1			0	1	0

REP Proposition 7

Vote For 1

	TOTAL	VOTE %		Absentee	Early Voting	Election Day
YES	6	75.00%		1	4	1
NO	2	25.00%		0	0	2
Total Votes Cast	8	100.00%		1	4	3
Overvotes	0			0	0	0
Undervotes	3			0	2	1

REP Proposition 8

Vote For 1

	TOTAL	VOTE %		Absentee	Early Voting	Election Day
YES	8	80.00%		0	5	3
NO	2	20.00%		1	0	1
Total Votes Cast	10	100.00%		1	5	4
Overvotes	0			0	0	0
Undervotes	1			0	1	0

REP Proposition 9




Vote For 1

	TOTAL	VOTE %		Absentee	Early Voting	Election Day
YES	3	33.33%		0	3	0
NO	6	66.67%		1	1	4
Total Votes Cast	9	100.00%		1	4	4
Overvotes	0			0	0	0
Undervotes	2			0	2	0

Precinct 0002




REP Proposition 10

Vote For 1

	TOTAL	VOTE %	Absentee	Early Voting	Election Day
YES	8	88.89% 	1	4	3
NO	1	11.11% 	0	0	1
Total Votes Cast	9	100.00% 	1	4	4
Overvotes	0		0	0	0
Undervotes	2		0	2	0




REP Proposition 11

Vote For 1

	TOTAL	VOTE %	Absentee	Early Voting	Election Day
YES	7	70.00% 	0	4	3
NO	3	30.00% 	1	1	1
Total Votes Cast	10	100.00% 	1	5	4
Overvotes	0		0	0	0
Undervotes	1		0	1	0




REP Proposition 12

Vote For 1

	TOTAL	VOTE %	Absentee	Early Voting	Election Day
YES	8	80.00% 	1	3	4
NO	2	20.00% 	0	2	0
Total Votes Cast	10	100.00% 	1	5	4
Overvotes	0		0	0	0
Undervotes	1		0	1	0

REP Proposition 13

Vote For 1

	TOTAL	VOTE %	Absentee	Early Voting	Election Day
YES	9	100.00% 	1	4	4
NO	0	0.00% 	0	0	0
Total Votes Cast	9	100.00% 	1	4	4
Overvotes	0		0	0	0
Undervotes	2		0	2	0

Precinct 0002

DEM President

Vote For 1

	TOTAL	VOTE %	Absentee	Early Voting	Election Day
Gabriel A. Cornejo	0	0.00%	0	0	0
Joseph R. Biden Jr.	27	87.10%	4	16	7
Star Locke	0	0.00%	0	0	0
Dean Phillips	2	6.45%	0	1	1
Armando "Mando" Perez-Serrato	1	3.23%	0	0	1
Marianne Williamson	0	0.00%	0	0	0
Frankie Lozada	0	0.00%	0	0	0
Cenk Uygur	1	3.23%	0	1	0
Total Votes Cast	31	100.00%	4	18	9
Overvotes	0		0	0	0
Undervotes	1		0	1	0

DEM US Senator

Vote For 1

	TOTAL	VOTE %	Absentee	Early Voting	Election Day
Carl Oscar Sherman	6	20.00%	0	4	2
Meri Gomez	2	6.67%	1	1	0
Heli Rodriguez Prilliman	0	0.00%	0	0	0
Colin Allred	12	40.00%	2	6	4
Roland Gutierrez	2	6.67%	0	1	1
A. "Robert" Hassan	0	0.00%	0	0	0
Steven J. Keough	2	6.67%	1	1	0
Thierry Tchenko	0	0.00%	0	0	0
Mark Gonzalez	6	20.00%	0	5	1
Total Votes Cast	30	100.00%	4	18	8
Overvotes	0		0	0	0
Undervotes	2		0	1	1

DEM Railroad Commissioner

Vote For 1

	TOTAL	VOTE %	Absentee	Early Voting	Election Day
Katherine Culbert	21	77.78%	4	11	6
Bill Burch	6	22.22%	0	5	1
Total Votes Cast	27	100.00%	4	16	7
Overvotes	0		0	0	0
Undervotes	5		0	3	2

Precinct 0002

DEM Justice, Supreme Court, PI 2

Vote For 1

	TOTAL	VOTE %	Absentee	Early Voting	Election Day
DaSean Jones	19	73.08%	2	12	5
Randy Sarosdy	7	26.92%	2	4	1
Total Votes Cast	26	100.00%	4	16	6
Overvotes	0		0	0	0
Undervotes	6		0	3	3

DEM Justice, Supreme Court, PI 4

Vote For 1

	TOTAL	VOTE %	Absentee	Early Voting	Election Day
Christine Vinh Weems	25	100.00%	4	15	6
Total Votes Cast	25	100.00%	4	15	6
Overvotes	0		0	0	0
Undervotes	7		0	4	3

DEM Justice, Supreme Court, PI 6

Vote For 1

	TOTAL	VOTE %	Absentee	Early Voting	Election Day
Joe Pool	10	41.67%	0	9	1
Bonnie Lee Goldstein	14	58.33%	3	6	5
Total Votes Cast	24	100.00%	3	15	6
Overvotes	0		0	0	0
Undervotes	8		1	4	3

DEM Presiding Judge, Ct of Crim App

Vote For 1

	TOTAL	VOTE %	Absentee	Early Voting	Election Day
Holly Taylor	23	100.00%	4	13	6
Total Votes Cast	23	100.00%	4	13	6
Overvotes	0		0	0	0
Undervotes	9		0	6	3

DEM Judge, Ct of Crim App, PI 7

Vote For 1

	TOTAL	VOTE %	Absentee	Early Voting	Election Day
Nancy Mulder	21	100.00%	4	12	5
Total Votes Cast	21	100.00%	4	12	5
Overvotes	0		0	0	0
Undervotes	11		0	7	4

Precinct 0002

DEM Judge, Ct of Crim App, PI 8

Vote For 1

	TOTAL	VOTE %	Absentee	Early Voting	Election Day
Chika Anyiam	21	100.00%	4	12	5
Total Votes Cast	21	100.00%	4	12	5
Overvotes	0		0	0	0
Undervotes	11		0	7	4

DEM State Representative, Dist 6

Vote For 1

	TOTAL	VOTE %	Absentee	Early Voting	Election Day
Cody J Grace	23	100.00%	4	13	6
Total Votes Cast	23	100.00%	4	13	6
Overvotes	0		0	0	0
Undervotes	9		0	6	3

DEM Constable Pct 1

Vote For 1

	TOTAL	VOTE %	Absentee	Early Voting	Election Day
Ralph Caraway Jr	19	61.29%	2	12	5
Derrick P Holman	5	16.13%	0	4	1
Willie Mims	7	22.58%	2	3	2
Total Votes Cast	31	100.00%	4	19	8
Overvotes	0		0	0	0
Undervotes	1		0	0	1

DEM County Chair

Vote For 1

	TOTAL	VOTE %	Absentee	Early Voting	Election Day
Hector Garza	23	100.00%	4	13	6
Total Votes Cast	23	100.00%	4	13	6
Overvotes	0		0	0	0
Undervotes	9		0	6	3

Precinct 0003

Statistics

	TOTAL	Absentee	Early Voting	Election Day
Registered Voters - Total	2,537			
Ballots Cast - Total	640	19	321	300
Ballots Cast - Republican Party	542	11	274	257
Ballots Cast - Democratic Party	98	8	47	43
Ballots Cast - Blank	2	0	0	2
Voter Turnout - Total	25.23%			
Voter Turnout - Republican Party	0.00%			
Voter Turnout - Democratic Party	0.00%			

REP President

Vote For 1

	TOTAL	VOTE %	Absentee	Early Voting	Election Day
Asa Hutchinson	1	0.18%	0	0	1
Donald J. Trump	400	73.94%	8	207	185
Ron DeSantis	17	3.14%	0	9	8
Vivek Ramaswamy	3	0.55%	0	2	1
David Stuckenberg	0	0.00%	0	0	0
Chris Christie	1	0.18%	0	0	1
Ryan L. Binkley	0	0.00%	0	0	0
Nikki Haley	109	20.15%	3	50	56
Uncommitted	10	1.85%	0	6	4
Total Votes Cast	541	100.00%	11	274	256
Overvotes	0		0	0	0
Undervotes	1		0	0	1

REP US Senator

Vote For 1

	TOTAL	VOTE %	Absentee	Early Voting	Election Day
R E (Rufus) Lopez	28	5.48%	0	11	17
Ted Cruz	462	90.41%	10	235	217
Holland "Redd" Gibson	21	4.11%	0	11	10
Total Votes Cast	511	100.00%	10	257	244
Overvotes	0		0	0	0
Undervotes	31		1	17	13

REP US Representative, Dist 1

Vote For 1

	TOTAL	VOTE %	Absentee	Early Voting	Election Day
Nathaniel Moran	426	100.00%	10	213	203
Total Votes Cast	426	100.00%	10	213	203
Overvotes	0		0	0	0
Undervotes	116		1	61	54

Precinct 0003

REP Railroad Commissioner

Vote For 1

	TOTAL	VOTE %	Absentee	Early Voting	Election Day
Corey Howell	37	8.69%	0	14	23
Petra Reyes	9	2.11%	0	3	6
Christie Clark	67	15.73%	1	37	29
James "Jim" Matlock	74	17.37%	1	33	40
Christi Craddick	239	56.10%	6	144	89
Total Votes Cast	426	100.00%	8	231	187
Overvotes	0		0	0	0
Undervotes	116		3	43	70

REP Justice, Supreme Court, PI 2

Vote For 1

	TOTAL	VOTE %	Absentee	Early Voting	Election Day
Jimmy Blacklock	370	100.00%	6	185	179
Total Votes Cast	370	100.00%	6	185	179
Overvotes	0		0	0	0
Undervotes	172		5	89	78

REP Justice, Supreme Court, PI 4

Vote For 1

	TOTAL	VOTE %	Absentee	Early Voting	Election Day
John Devine	221	58.31%	2	133	86
Brian Walker	158	41.69%	5	69	84
Total Votes Cast	379	100.00%	7	202	170
Overvotes	0		0	0	0
Undervotes	163		4	72	87

REP Justice, Supreme Court, PI 6

Vote For 1

	TOTAL	VOTE %	Absentee	Early Voting	Election Day
Jane Bland	326	100.00%	5	165	156
Total Votes Cast	326	100.00%	5	165	156
Overvotes	0		0	0	0
Undervotes	216		6	109	101

REP Presiding Judge, Ct of Crim App

Vote For 1

	TOTAL	VOTE %	Absentee	Early Voting	Election Day
David J. Schenck	270	67.67%	5	154	111
Sharon Keller	129	32.33%	2	57	70
Total Votes Cast	399	100.00%	7	211	181
Overvotes	0		0	0	0
Undervotes	143		4	63	76

Precinct 0003

REP Judge, Ct of Crim App, PI 7

Vote For 1

	TOTAL	VOTE %	Absentee	Early Voting	Election Day
Gina Parker	274	72.49%	5	152	117
Barbara Parker Hervey	104	27.51%	2	50	52
Total Votes Cast	378	100.00%	7	202	169
Overvotes	0		0	0	0
Undervotes	164		4	72	88

REP Judge, Ct of Crim App, PI 8

Vote For 1

	TOTAL	VOTE %	Absentee	Early Voting	Election Day
Lee Finley	174	51.48%	4	92	78
Michelle Slaughter	164	48.52%	2	75	87
Total Votes Cast	338	100.00%	6	167	165
Overvotes	0		0	0	0
Undervotes	204		5	107	92

REP State Representative, Dist 6

Vote For 1

	TOTAL	VOTE %	Absentee	Early Voting	Election Day
Daniel Alders	368	100.00%	5	184	179
Total Votes Cast	368	100.00%	5	184	179
Overvotes	0		0	0	0
Undervotes	174		6	90	78

REP Justice, 12th Ct of Appeals District, PI 3

Vote For 1

	TOTAL	VOTE %	Absentee	Early Voting	Election Day
Greg Neeley	355	100.00%	6	176	173
Total Votes Cast	355	100.00%	6	176	173
Overvotes	0		0	0	0
Undervotes	187		5	98	84

REP Dist Judge, 7th Judicial Dist

Vote For 1

	TOTAL	VOTE %	Absentee	Early Voting	Election Day
Kerry L. Russell	365	100.00%	6	187	172
Total Votes Cast	365	100.00%	6	187	172
Overvotes	0		0	0	0
Undervotes	177		5	87	85

Precinct 0003

REP Dist Judge, 114th Judicial Dist

Vote For 1

	TOTAL	VOTE %	Absentee	Early Voting	Election Day
Austin Reeve Jackson	370	100.00%	5	188	177
Total Votes Cast	370	100.00%	5	188	177
Overvotes	0		0	0	0
Undervotes	172		6	86	80

REP Dist Judge, 475th Judicial Dist

Vote For 1

	TOTAL	VOTE %	Absentee	Early Voting	Election Day
Taylor Heaton	355	100.00%	5	185	165
Total Votes Cast	355	100.00%	5	185	165
Overvotes	0		0	0	0
Undervotes	187		6	89	92

REP Judge, Co Court at Law No. 2, Unexp

Vote For 1

	TOTAL	VOTE %	Absentee	Early Voting	Election Day
Sara Maynard	236	50.32%	5	124	107
Amy McCullough	233	49.68%	3	121	109
Total Votes Cast	469	100.00%	8	245	216
Overvotes	0		0	0	0
Undervotes	73		3	29	41

REP Sheriff

Vote For 1

	TOTAL	VOTE %	Absentee	Early Voting	Election Day
Chris V Green	159	31.36%	0	80	79
Larry R. Smith	348	68.64%	11	185	152
Total Votes Cast	507	100.00%	11	265	231
Overvotes	0		0	0	0
Undervotes	35		0	9	26

REP County Tax Assessor-Collector

Vote For 1

	TOTAL	VOTE %	Absentee	Early Voting	Election Day
Gary B Barber	415	100.00%	9	213	193
Total Votes Cast	415	100.00%	9	213	193
Overvotes	0		0	0	0
Undervotes	127		2	61	64

Precinct 0003

REP Constable Pct 2

Vote For 1

	TOTAL	VOTE %	Absentee	Early Voting	Election Day
Wayne Allen	355	100.00%	5	180	170
Total Votes Cast	355	100.00%	5	180	170
Overvotes	0		0	0	0
Undervotes	187		6	94	87

REP County Chair

Vote For 1

	TOTAL	VOTE %	Absentee	Early Voting	Election Day
David Stein	258	69.54%	4	138	116
Kevin McCall	113	30.46%	0	59	54
Total Votes Cast	371	100.00%	4	197	170
Overvotes	0		0	0	0
Undervotes	171		7	77	87

REP Precinct Chair Pct 3

Vote For 1

	TOTAL	VOTE %	Absentee	Early Voting	Election Day
Lauren Ethredge Langas	153	45.40%	5	65	83
Bob Brewer	184	54.60%	0	105	79
Total Votes Cast	337	100.00%	5	170	162
Overvotes	0		0	0	0
Undervotes	205		6	104	95

REP Proposition 1

Vote For 1

	TOTAL	VOTE %	Absentee	Early Voting	Election Day
YES	399	76.88%	5	211	183
NO	120	23.12%	2	53	65
Total Votes Cast	519	100.00%	7	264	248
Overvotes	0		0	0	0
Undervotes	23		4	10	9

REP Proposition 2

Vote For 1

	TOTAL	VOTE %	Absentee	Early Voting	Election Day
YES	463	87.36%	10	240	213
NO	67	12.64%	0	27	40
Total Votes Cast	530	100.00%	10	267	253
Overvotes	0		0	0	0
Undervotes	12		1	7	4

Precinct 0003

REP Proposition 3

Vote For 1

	TOTAL	VOTE %	Absentee	Early Voting	Election Day
YES	457	87.05%	10	235	212
NO	68	12.95%	0	30	38
Total Votes Cast	525	100.00%	10	265	250
Overvotes	0		0	0	0
Undervotes	17		1	9	7

REP Proposition 4

Vote For 1

	TOTAL	VOTE %	Absentee	Early Voting	Election Day
YES	454	86.97%	9	238	207
NO	68	13.03%	1	27	40
Total Votes Cast	522	100.00%	10	265	247
Overvotes	0		0	0	0
Undervotes	20		1	9	10

REP Proposition 5

Vote For 1

	TOTAL	VOTE %	Absentee	Early Voting	Election Day
YES	420	80.92%	9	221	190
NO	99	19.08%	1	42	56
Total Votes Cast	519	100.00%	10	263	246
Overvotes	0		0	0	0
Undervotes	23		1	11	11

REP Proposition 6

Vote For 1

	TOTAL	VOTE %	Absentee	Early Voting	Election Day
YES	431	84.34%	9	229	193
NO	80	15.66%	1	32	47
Total Votes Cast	511	100.00%	10	261	240
Overvotes	0		0	0	0
Undervotes	31		1	13	17

REP Proposition 7

Vote For 1

	TOTAL	VOTE %	Absentee	Early Voting	Election Day
YES	380	77.39%	3	197	180
NO	111	22.61%	6	53	52
Total Votes Cast	491	100.00%	9	250	232
Overvotes	0		0	0	0
Undervotes	51		2	24	25

Precinct 0003

REP Proposition 8

Vote For 1

	TOTAL	VOTE %	Absentee	Early Voting	Election Day
YES	476	91.01%	8	244	224
NO	47	8.99%	2	22	23
Total Votes Cast	523	100.00%	10	266	247
Overvotes	0		0	0	0
Undervotes	19		1	8	10

REP Proposition 9

Vote For 1

	TOTAL	VOTE %	Absentee	Early Voting	Election Day
YES	361	71.63%	8	191	162
NO	143	28.37%	2	66	75
Total Votes Cast	504	100.00%	10	257	237
Overvotes	0		0	0	0
Undervotes	38		1	17	20

REP Proposition 10

Vote For 1

	TOTAL	VOTE %	Absentee	Early Voting	Election Day
YES	444	87.06%	8	231	205
NO	66	12.94%	1	27	38
Total Votes Cast	510	100.00%	9	258	243
Overvotes	0		0	0	0
Undervotes	32		2	16	14

REP Proposition 11

Vote For 1

	TOTAL	VOTE %	Absentee	Early Voting	Election Day
YES	407	77.82%	3	212	192
NO	116	22.18%	6	52	58
Total Votes Cast	523	100.00%	9	264	250
Overvotes	0		0	0	0
Undervotes	19		2	10	7

REP Proposition 12

Vote For 1

	TOTAL	VOTE %	Absentee	Early Voting	Election Day
YES	501	94.71%	9	256	236
NO	28	5.29%	1	13	14
Total Votes Cast	529	100.00%	10	269	250
Overvotes	0		0	0	0
Undervotes	13		1	5	7

Precinct 0003

REP Proposition 13

Vote For 1

	TOTAL	VOTE %	Absentee	Early Voting	Election Day
YES	488	92.95%	10	250	228
NO	37	7.05%	0	19	18
Total Votes Cast	525	100.00%	10	269	246
Overvotes	0		0	0	0
Undervotes	17		1	5	11

DEM President

Vote For 1

	TOTAL	VOTE %	Absentee	Early Voting	Election Day
Gabriel A. Cornejo	0	0.00%	0	0	0
Joseph R. Biden Jr.	86	90.53%	8	43	35
Star Locke	3	3.16%	0	1	2
Dean Phillips	0	0.00%	0	0	0
Armando "Mando" Perez-Serrato	1	1.05%	0	0	1
Marianne Williamson	3	3.16%	0	1	2
Frankie Lozada	0	0.00%	0	0	0
Cenk Uygur	2	2.11%	0	2	0
Total Votes Cast	95	100.00%	8	47	40
Overvotes	0		0	0	0
Undervotes	3		0	0	3

DEM US Senator

Vote For 1

	TOTAL	VOTE %	Absentee	Early Voting	Election Day
Carl Oscar Sherman	4	4.40%	1	1	2
Meri Gomez	10	10.99%	0	4	6
Heli Rodriguez Prilliman	3	3.30%	0	0	3
Colin Allred	54	59.34%	7	27	20
Roland Gutierrez	12	13.19%	0	10	2
A. "Robert" Hassan	1	1.10%	0	1	0
Steven J. Keough	2	2.20%	0	0	2
Thierry Tchenko	0	0.00%	0	0	0
Mark Gonzalez	5	5.49%	0	2	3
Total Votes Cast	91	100.00%	8	45	38
Overvotes	0		0	0	0
Undervotes	7		0	2	5

Precinct 0003

DEM Railroad Commissioner

Vote For 1

	TOTAL	VOTE %	Absentee	Early Voting	Election Day
Katherine Culbert	64	72.73%	5	30	29
Bill Burch	24	27.27%	2	13	9
Total Votes Cast	88	100.00%	7	43	38
Overvotes	0		0	0	0
Undervotes	10		1	4	5

DEM Justice, Supreme Court, PI 2

Vote For 1

	TOTAL	VOTE %	Absentee	Early Voting	Election Day
DaSean Jones	44	53.66%	1	24	19
Randy Sarosdy	38	46.34%	6	17	15
Total Votes Cast	82	100.00%	7	41	34
Overvotes	0		0	0	0
Undervotes	16		1	6	9

DEM Justice, Supreme Court, PI 4

Vote For 1

	TOTAL	VOTE %	Absentee	Early Voting	Election Day
Christine Vinh Weems	83	100.00%	7	43	33
Total Votes Cast	83	100.00%	7	43	33
Overvotes	0		0	0	0
Undervotes	15		1	4	10

DEM Justice, Supreme Court, PI 6

Vote For 1

	TOTAL	VOTE %	Absentee	Early Voting	Election Day
Joe Pool	26	29.89%	1	13	12
Bonnie Lee Goldstein	61	70.11%	6	32	23
Total Votes Cast	87	100.00%	7	45	35
Overvotes	0		0	0	0
Undervotes	11		1	2	8

DEM Presiding Judge, Ct of Crim App

Vote For 1

	TOTAL	VOTE %	Absentee	Early Voting	Election Day
Holly Taylor	83	100.00%	7	43	33
Total Votes Cast	83	100.00%	7	43	33
Overvotes	0		0	0	0
Undervotes	15		1	4	10

Precinct 0003

DEM Judge, Ct of Crim App, PI 7

Vote For 1

	TOTAL	VOTE %	Absentee	Early Voting	Election Day
Nancy Mulder	82	100.00%	7	42	33
Total Votes Cast	82	100.00%	7	42	33
Overvotes	0		0	0	0
Undervotes	16		1	5	10

DEM Judge, Ct of Crim App, PI 8

Vote For 1

	TOTAL	VOTE %	Absentee	Early Voting	Election Day
Chika Anyiam	78	100.00%	7	38	33
Total Votes Cast	78	100.00%	7	38	33
Overvotes	0		0	0	0
Undervotes	20		1	9	10

DEM State Representative, Dist 6

Vote For 1

	TOTAL	VOTE %	Absentee	Early Voting	Election Day
Cody J Grace	83	100.00%	7	42	34
Total Votes Cast	83	100.00%	7	42	34
Overvotes	0		0	0	0
Undervotes	15		1	5	9

DEM County Chair

Vote For 1

	TOTAL	VOTE %	Absentee	Early Voting	Election Day
Hector Garza	81	100.00%	7	39	35
Total Votes Cast	81	100.00%	7	39	35
Overvotes	0		0	0	0
Undervotes	17		1	8	8

Precinct 0004

Statistics

	TOTAL	Absentee	Early Voting	Election Day
Registered Voters - Total	1,936			
Ballots Cast - Total	265	9	111	145
Ballots Cast - Republican Party	193	8	69	116
Ballots Cast - Democratic Party	72	1	42	29
Ballots Cast - Blank	1	0	0	1
Voter Turnout - Total	13.69%			
Voter Turnout - Republican Party	0.00%			
Voter Turnout - Democratic Party	0.00%			

REP President

Vote For 1

	TOTAL	VOTE %	Absentee	Early Voting	Election Day
Asa Hutchinson	0	0.00%	0	0	0
Donald J. Trump	167	86.98%	5	62	100
Ron DeSantis	1	0.52%	0	0	1
Vivek Ramaswamy	0	0.00%	0	0	0
David Stuckenberg	0	0.00%	0	0	0
Chris Christie	0	0.00%	0	0	0
Ryan L. Binkley	0	0.00%	0	0	0
Nikki Haley	17	8.85%	2	4	11
Uncommitted	7	3.65%	1	3	3
Total Votes Cast	192	100.00%	8	69	115
Overvotes	0		0	0	0
Undervotes	1		0	0	1

REP US Senator

Vote For 1

	TOTAL	VOTE %	Absentee	Early Voting	Election Day
R E (Rufus) Lopez	10	5.56%	2	3	5
Ted Cruz	165	91.67%	6	62	97
Holland "Redd" Gibson	5	2.78%	0	3	2
Total Votes Cast	180	100.00%	8	68	104
Overvotes	0		0	0	0
Undervotes	13		0	1	12

REP US Representative, Dist 1

Vote For 1

	TOTAL	VOTE %	Absentee	Early Voting	Election Day
Nathaniel Moran	141	100.00%	8	52	81
Total Votes Cast	141	100.00%	8	52	81
Overvotes	0		0	0	0
Undervotes	52		0	17	35

Precinct 0004

REP Railroad Commissioner

Vote For 1

	TOTAL	VOTE %	Absentee	Early Voting	Election Day
Corey Howell	25	16.45%	0	8	17
Petra Reyes	9	5.92%	0	4	5
Christie Clark	19	12.50%	1	7	11
James "Jim" Matlock	42	27.63%	0	15	27
Christi Craddick	57	37.50%	5	24	28
Total Votes Cast	152	100.00%	6	58	88
Overvotes	0		0	0	0
Undervotes	41		2	11	28

REP Justice, Supreme Court, PI 2

Vote For 1

	TOTAL	VOTE %	Absentee	Early Voting	Election Day
Jimmy Blacklock	135	100.00%	7	50	78
Total Votes Cast	135	100.00%	7	50	78
Overvotes	0		0	0	0
Undervotes	58		1	19	38

REP Justice, Supreme Court, PI 4

Vote For 1

	TOTAL	VOTE %	Absentee	Early Voting	Election Day
John Devine	69	46.31%	3	28	38
Brian Walker	80	53.69%	3	31	46
Total Votes Cast	149	100.00%	6	59	84
Overvotes	0		0	0	0
Undervotes	44		2	10	32

REP Justice, Supreme Court, PI 6

Vote For 1

	TOTAL	VOTE %	Absentee	Early Voting	Election Day
Jane Bland	124	100.00%	7	47	70
Total Votes Cast	124	100.00%	7	47	70
Overvotes	0		0	0	0
Undervotes	69		1	22	46

REP Presiding Judge, Ct of Crim App

Vote For 1

	TOTAL	VOTE %	Absentee	Early Voting	Election Day
David J. Schenck	90	62.07%	3	37	50
Sharon Keller	55	37.93%	2	20	33
Total Votes Cast	145	100.00%	5	57	83
Overvotes	0		0	0	0
Undervotes	48		3	12	33

Precinct 0004

REP Judge, Ct of Crim App, PI 7

Vote For 1

	TOTAL	VOTE %	Absentee	Early Voting	Election Day
Gina Parker	103	71.03%	4	43	56
Barbara Parker Hervey	42	28.97%	1	14	27
Total Votes Cast	145	100.00%	5	57	83
Overvotes	0		0	0	0
Undervotes	48		3	12	33

REP Judge, Ct of Crim App, PI 8

Vote For 1

	TOTAL	VOTE %	Absentee	Early Voting	Election Day
Lee Finley	74	55.64%	1	29	44
Michelle Slaughter	59	44.36%	4	21	34
Total Votes Cast	133	100.00%	5	50	78
Overvotes	0		0	0	0
Undervotes	60		3	19	38

REP State Representative, Dist 5

Vote For 1

	TOTAL	VOTE %	Absentee	Early Voting	Election Day
Jeff Fletcher	36	21.05%	0	18	18
Cole Hefner	118	69.01%	6	44	68
Dewey Collier	17	9.94%	2	5	10
Total Votes Cast	171	100.00%	8	67	96
Overvotes	0		0	0	0
Undervotes	22		0	2	20

REP Justice, 12th Ct of Appeals District, PI 3

Vote For 1

	TOTAL	VOTE %	Absentee	Early Voting	Election Day
Greg Neeley	133	100.00%	4	46	83
Total Votes Cast	133	100.00%	4	46	83
Overvotes	0		0	0	0
Undervotes	60		4	23	33

REP Dist Judge, 7th Judicial Dist

Vote For 1

	TOTAL	VOTE %	Absentee	Early Voting	Election Day
Kerry L. Russell	139	100.00%	7	49	83
Total Votes Cast	139	100.00%	7	49	83
Overvotes	0		0	0	0
Undervotes	54		1	20	33

Precinct 0004

REP Dist Judge, 114th Judicial Dist

Vote For 1

	TOTAL	VOTE %	Absentee	Early Voting	Election Day
Austin Reeve Jackson	139	100.00%	7	49	83
Total Votes Cast	139	100.00%	7	49	83
Overvotes	0		0	0	0
Undervotes	54		1	20	33

REP Dist Judge, 475th Judicial Dist

Vote For 1

	TOTAL	VOTE %	Absentee	Early Voting	Election Day
Taylor Heaton	130	100.00%	6	46	78
Total Votes Cast	130	100.00%	6	46	78
Overvotes	0		0	0	0
Undervotes	63		2	23	38

REP Judge, Co Court at Law No. 2, Unexp

Vote For 1

	TOTAL	VOTE %	Absentee	Early Voting	Election Day
Sara Maynard	83	52.53%	1	29	53
Amy McCullough	75	47.47%	4	35	36
Total Votes Cast	158	100.00%	5	64	89
Overvotes	0		0	0	0
Undervotes	35		3	5	27

REP Sheriff

Vote For 1

	TOTAL	VOTE %	Absentee	Early Voting	Election Day
Chris V Green	78	43.33%	5	26	47
Larry R. Smith	102	56.67%	3	41	58
Total Votes Cast	180	100.00%	8	67	105
Overvotes	0		0	0	0
Undervotes	13		0	2	11

REP County Tax Assessor-Collector

Vote For 1

	TOTAL	VOTE %	Absentee	Early Voting	Election Day
Gary B Barber	158	100.00%	8	56	94
Total Votes Cast	158	100.00%	8	56	94
Overvotes	0		0	0	0
Undervotes	35		0	13	22

Precinct 0004

REP County Commissioner Pct 3

Vote For 1

	TOTAL	VOTE %		Absentee	Early Voting	Election Day
Rusty Smith	48	28.74%	<div style="width: 28.74%;"><div style="width: 28.74%;"></div></div>	2	11	35
J. Scott Herod	58	34.73%	<div style="width: 34.73%;"><div style="width: 34.73%;"></div></div>	4	27	27
Terry Phillips	61	36.53%	<div style="width: 36.53%;"><div style="width: 36.53%;"></div></div>	1	27	33
Total Votes Cast	167	100.00%	<div style="width: 100%;"><div style="width: 100%;"></div></div>	7	65	95
Overvotes	0			0	0	0
Undervotes	26			1	4	21

REP Constable Pct 4

Vote For 1

	TOTAL	VOTE %		Absentee	Early Voting	Election Day
Josh Joplin	140	100.00%	<div style="width: 100%;"><div style="width: 100%;"></div></div>	8	52	80
Total Votes Cast	140	100.00%	<div style="width: 100%;"><div style="width: 100%;"></div></div>	8	52	80
Overvotes	0			0	0	0
Undervotes	53			0	17	36

REP County Chair

Vote For 1

	TOTAL	VOTE %		Absentee	Early Voting	Election Day
David Stein	81	54.73%	<div style="width: 54.73%;"><div style="width: 54.73%;"></div></div>	6	34	41
Kevin McCall	67	45.27%	<div style="width: 45.27%;"><div style="width: 45.27%;"></div></div>	0	26	41
Total Votes Cast	148	100.00%	<div style="width: 100%;"><div style="width: 100%;"></div></div>	6	60	82
Overvotes	0			0	0	0
Undervotes	45			2	9	34

REP Proposition 1

Vote For 1

	TOTAL	VOTE %		Absentee	Early Voting	Election Day
YES	166	87.83%	<div style="width: 87.83%;"><div style="width: 87.83%;"></div></div>	5	60	101
NO	23	12.17%	<div style="width: 12.17%;"><div style="width: 12.17%;"></div></div>	3	7	13
Total Votes Cast	189	100.00%	<div style="width: 100%;"><div style="width: 100%;"></div></div>	8	67	114
Overvotes	0			0	0	0
Undervotes	4			0	2	2

REP Proposition 2

Vote For 1

	TOTAL	VOTE %		Absentee	Early Voting	Election Day
YES	180	94.24%	<div style="width: 94.24%;"><div style="width: 94.24%;"></div></div>	8	64	108
NO	11	5.76%	<div style="width: 5.76%;"><div style="width: 5.76%;"></div></div>	0	4	7
Total Votes Cast	191	100.00%	<div style="width: 100%;"><div style="width: 100%;"></div></div>	8	68	115
Overvotes	0			0	0	0
Undervotes	2			0	1	1

Precinct 0004

REP Proposition 3

Vote For 1

	TOTAL	VOTE %	Absentee	Early Voting	Election Day
YES	166	87.83%	5	57	104
NO	23	12.17%	3	10	10
Total Votes Cast	189	100.00%	8	67	114
Overvotes	0		0	0	0
Undervotes	4		0	2	2

REP Proposition 4

Vote For 1

	TOTAL	VOTE %	Absentee	Early Voting	Election Day
YES	173	92.51%	7	63	103
NO	14	7.49%	1	4	9
Total Votes Cast	187	100.00%	8	67	112
Overvotes	0		0	0	0
Undervotes	6		0	2	4

REP Proposition 5

Vote For 1

	TOTAL	VOTE %	Absentee	Early Voting	Election Day
YES	165	86.84%	5	59	101
NO	25	13.16%	3	9	13
Total Votes Cast	190	100.00%	8	68	114
Overvotes	0		0	0	0
Undervotes	3		0	1	2

REP Proposition 6

Vote For 1

	TOTAL	VOTE %	Absentee	Early Voting	Election Day
YES	166	89.25%	5	61	100
NO	20	10.75%	3	5	12
Total Votes Cast	186	100.00%	8	66	112
Overvotes	0		0	0	0
Undervotes	7		0	3	4

REP Proposition 7

Vote For 1

	TOTAL	VOTE %	Absentee	Early Voting	Election Day
YES	153	84.07%	4	58	91
NO	29	15.93%	4	9	16
Total Votes Cast	182	100.00%	8	67	107
Overvotes	0		0	0	0
Undervotes	11		0	2	9

Precinct 0004

REP Proposition 8

Vote For 1

	TOTAL	VOTE %	Absentee	Early Voting	Election Day
YES	179	95.21%	5	67	107
NO	9	4.79%	3	1	5
Total Votes Cast	188	100.00%	8	68	112
Overvotes	0		0	0	0
Undervotes	5		0	1	4

REP Proposition 9

Vote For 1

	TOTAL	VOTE %	Absentee	Early Voting	Election Day
YES	140	75.27%	5	51	84
NO	46	24.73%	3	16	27
Total Votes Cast	186	100.00%	8	67	111
Overvotes	0		0	0	0
Undervotes	7		0	2	5

REP Proposition 10

Vote For 1

	TOTAL	VOTE %	Absentee	Early Voting	Election Day
YES	172	92.47%	5	65	102
NO	14	7.53%	3	4	7
Total Votes Cast	186	100.00%	8	69	109
Overvotes	0		0	0	0
Undervotes	7		0	0	7

REP Proposition 11

Vote For 1

	TOTAL	VOTE %	Absentee	Early Voting	Election Day
YES	164	86.32%	5	60	99
NO	26	13.68%	3	9	14
Total Votes Cast	190	100.00%	8	69	113
Overvotes	0		0	0	0
Undervotes	3		0	0	3

REP Proposition 12

Vote For 1

	TOTAL	VOTE %	Absentee	Early Voting	Election Day
YES	187	96.89%	7	67	113
NO	6	3.11%	1	2	3
Total Votes Cast	193	100.00%	8	69	116
Overvotes	0		0	0	0
Undervotes	0		0	0	0

Precinct 0004

REP Proposition 13

Vote For 1

	TOTAL	VOTE %	Absentee	Early Voting	Election Day
YES	187	97.91%	8	67	112
NO	4	2.09%	0	2	2
Total Votes Cast	191	100.00%	8	69	114
Overvotes	0		0	0	0
Undervotes	2		0	0	2

DEM President

Vote For 1

	TOTAL	VOTE %	Absentee	Early Voting	Election Day
Gabriel A. Cornejo	0	0.00%	0	0	0
Joseph R. Biden Jr.	59	88.06%	1	36	22
Star Locke	1	1.49%	0	1	0
Dean Phillips	3	4.48%	0	2	1
Armando "Mando" Perez-Serrato	1	1.49%	0	0	1
Marianne Williamson	2	2.99%	0	2	0
Frankie Lozada	1	1.49%	0	0	1
Cenk Uygur	0	0.00%	0	0	0
Total Votes Cast	67	100.00%	1	41	25
Overvotes	0		0	0	0
Undervotes	5		0	1	4

DEM US Senator

Vote For 1

	TOTAL	VOTE %	Absentee	Early Voting	Election Day
Carl Oscar Sherman	14	20.90%	0	9	5
Meri Gomez	4	5.97%	0	2	2
Heli Rodriguez Prilliman	2	2.99%	0	1	1
Colin Allred	31	46.27%	1	17	13
Roland Gutierrez	1	1.49%	0	1	0
A. "Robert" Hassan	2	2.99%	0	0	2
Steven J. Keough	6	8.96%	0	5	1
Thierry Tchenko	0	0.00%	0	0	0
Mark Gonzalez	7	10.45%	0	5	2
Total Votes Cast	67	100.00%	1	40	26
Overvotes	0		0	0	0
Undervotes	5		0	2	3

Precinct 0004

DEM Railroad Commissioner

Vote For 1

	TOTAL	VOTE %	Absentee	Early Voting	Election Day
Katherine Culbert	36	56.25%	0	23	13
Bill Burch	28	43.75%	1	16	11
Total Votes Cast	64	100.00%	1	39	24
Overvotes	0		0	0	0
Undervotes	8		0	3	5

DEM Justice, Supreme Court, PI 2

Vote For 1

	TOTAL	VOTE %	Absentee	Early Voting	Election Day
DaSean Jones	54	83.08%	0	33	21
Randy Sarosdy	11	16.92%	1	8	2
Total Votes Cast	65	100.00%	1	41	23
Overvotes	0		0	0	0
Undervotes	7		0	1	6

DEM Justice, Supreme Court, PI 4

Vote For 1

	TOTAL	VOTE %	Absentee	Early Voting	Election Day
Christine Vinh Weems	59	100.00%	1	35	23
Total Votes Cast	59	100.00%	1	35	23
Overvotes	0		0	0	0
Undervotes	13		0	7	6

DEM Justice, Supreme Court, PI 6

Vote For 1

	TOTAL	VOTE %	Absentee	Early Voting	Election Day
Joe Pool	18	28.12%	0	11	7
Bonnie Lee Goldstein	46	71.88%	1	28	17
Total Votes Cast	64	100.00%	1	39	24
Overvotes	0		0	0	0
Undervotes	8		0	3	5

DEM Presiding Judge, Ct of Crim App

Vote For 1

	TOTAL	VOTE %	Absentee	Early Voting	Election Day
Holly Taylor	59	100.00%	1	34	24
Total Votes Cast	59	100.00%	1	34	24
Overvotes	0		0	0	0
Undervotes	13		0	8	5

Precinct 0004

DEM Judge, Ct of Crim App, PI 7

Vote For 1

	TOTAL	VOTE %	Absentee	Early Voting	Election Day
Nancy Mulder	58	100.00%	1	34	23
Total Votes Cast	58	100.00%	1	34	23
Overvotes	0		0	0	0
Undervotes	14		0	8	6

DEM Judge, Ct of Crim App, PI 8

Vote For 1

	TOTAL	VOTE %	Absentee	Early Voting	Election Day
Chika Anyiam	56	100.00%	1	34	21
Total Votes Cast	56	100.00%	1	34	21
Overvotes	0		0	0	0
Undervotes	16		0	8	8

DEM County Commissioner Pct 3

Vote For 1

	TOTAL	VOTE %	Absentee	Early Voting	Election Day
Dave Hansen	19	28.36%	0	12	7
Edith Mayfield Wilson	48	71.64%	1	27	20
Total Votes Cast	67	100.00%	1	39	27
Overvotes	0		0	0	0
Undervotes	5		0	3	2

DEM County Chair

Vote For 1

	TOTAL	VOTE %	Absentee	Early Voting	Election Day
Hector Garza	59	100.00%	1	35	23
Total Votes Cast	59	100.00%	1	35	23
Overvotes	0		0	0	0
Undervotes	13		0	7	6

Precinct 0005

Statistics	TOTAL	Absentee	Early Voting	Election Day
Registered Voters - Total	2,595			
Ballots Cast - Total	756	9	430	317
Ballots Cast - Republican Party	726	8	413	305
Ballots Cast - Democratic Party	30	1	17	12
Ballots Cast - Blank	0	0	0	0
Voter Turnout - Total	29.13%			
Voter Turnout - Republican Party	0.00%			
Voter Turnout - Democratic Party	0.00%			

REP President

Vote For 1

	TOTAL	VOTE %	Absentee	Early Voting	Election Day
Asa Hutchinson	1	0.14%	0	0	1
Donald J. Trump	627	86.48%	5	340	282
Ron DeSantis	13	1.79%	0	10	3
Vivek Ramaswamy	3	0.41%	0	1	2
David Stuckenberg	0	0.00%	0	0	0
Chris Christie	0	0.00%	0	0	0
Ryan L. Binkley	0	0.00%	0	0	0
Nikki Haley	68	9.38%	1	51	16
Uncommitted	13	1.79%	2	10	1
Total Votes Cast	725	100.00%	8	412	305
Overvotes	0		0	0	0
Undervotes	1		0	1	0

REP US Senator

Vote For 1

	TOTAL	VOTE %	Absentee	Early Voting	Election Day
R E (Rufus) Lopez	13	1.87%	0	10	3
Ted Cruz	665	95.41%	8	373	284
Holland "Redd" Gibson	19	2.73%	0	12	7
Total Votes Cast	697	100.00%	8	395	294
Overvotes	0		0	0	0
Undervotes	29		0	18	11

REP US Representative, Dist 1

Vote For 1

	TOTAL	VOTE %	Absentee	Early Voting	Election Day
Nathaniel Moran	558	100.00%	8	328	222
Total Votes Cast	558	100.00%	8	328	222
Overvotes	0		0	0	0
Undervotes	168		0	85	83

Precinct 0005

REP Railroad Commissioner

Vote For 1

	TOTAL	VOTE %	Absentee	Early Voting	Election Day
Corey Howell	89	15.89%	0	43	46
Petra Reyes	8	1.43%	0	3	5
Christie Clark	76	13.57%	2	44	30
James "Jim" Matlock	117	20.89%	0	60	57
Christi Craddick	270	48.21%	6	192	72
Total Votes Cast	560	100.00%	8	342	210
Overvotes	0		0	0	0
Undervotes	166		0	71	95

REP Justice, Supreme Court, PI 2

Vote For 1

	TOTAL	VOTE %	Absentee	Early Voting	Election Day
Jimmy Blacklock	506	100.00%	5	303	198
Total Votes Cast	506	100.00%	5	303	198
Overvotes	0		0	0	0
Undervotes	220		3	110	107

REP Justice, Supreme Court, PI 4

Vote For 1

	TOTAL	VOTE %	Absentee	Early Voting	Election Day
John Devine	301	57.12%	4	183	114
Brian Walker	226	42.88%	1	134	91
Total Votes Cast	527	100.00%	5	317	205
Overvotes	0		0	0	0
Undervotes	199		3	96	100

REP Justice, Supreme Court, PI 6

Vote For 1

	TOTAL	VOTE %	Absentee	Early Voting	Election Day
Jane Bland	456	100.00%	5	273	178
Total Votes Cast	456	100.00%	5	273	178
Overvotes	0		0	0	0
Undervotes	270		3	140	127

REP Presiding Judge, Ct of Crim App

Vote For 1

	TOTAL	VOTE %	Absentee	Early Voting	Election Day
David J. Schenck	383	71.06%	3	220	160
Sharon Keller	156	28.94%	2	104	50
Total Votes Cast	539	100.00%	5	324	210
Overvotes	0		0	0	0
Undervotes	187		3	89	95

Precinct 0005

REP Judge, Ct of Crim App, PI 7

Vote For 1

	TOTAL	VOTE %	Absentee	Early Voting	Election Day
Gina Parker	410	77.65%	2	240	168
Barbara Parker Hervey	118	22.35%	3	76	39
Total Votes Cast	528	100.00%	5	316	207
Overvotes	0		0	0	0
Undervotes	198		3	97	98

REP Judge, Ct of Crim App, PI 8

Vote For 1

	TOTAL	VOTE %	Absentee	Early Voting	Election Day
Lee Finley	284	58.20%	3	150	131
Michelle Slaughter	204	41.80%	2	129	73
Total Votes Cast	488	100.00%	5	279	204
Overvotes	0		0	0	0
Undervotes	238		3	134	101

REP State Representative, Dist 5

Vote For 1

	TOTAL	VOTE %	Absentee	Early Voting	Election Day
Jeff Fletcher	190	28.88%	1	118	71
Cole Hefner	419	63.68%	6	235	178
Dewey Collier	49	7.45%	1	35	13
Total Votes Cast	658	100.00%	8	388	262
Overvotes	0		0	0	0
Undervotes	68		0	25	43

REP Justice, 12th Ct of Appeals District, PI 3

Vote For 1

	TOTAL	VOTE %	Absentee	Early Voting	Election Day
Greg Neeley	498	100.00%	5	297	196
Total Votes Cast	498	100.00%	5	297	196
Overvotes	0		0	0	0
Undervotes	228		3	116	109

REP Dist Judge, 7th Judicial Dist

Vote For 1

	TOTAL	VOTE %	Absentee	Early Voting	Election Day
Kerry L. Russell	506	100.00%	5	301	200
Total Votes Cast	506	100.00%	5	301	200
Overvotes	0		0	0	0
Undervotes	220		3	112	105

Precinct 0005

REP Dist Judge, 114th Judicial Dist

Vote For 1

	TOTAL	VOTE %		Absentee	Early Voting	Election Day
Austin Reeve Jackson	518	100.00%	<div style="width: 100%; height: 10px; background-color: #ffc107;"></div>	7	311	200
Total Votes Cast	518	100.00%	<div style="width: 100%; height: 10px; background-color: #ffc107;"></div>	7	311	200
Overvotes	0			0	0	0
Undervotes	208			1	102	105

REP Dist Judge, 475th Judicial Dist

Vote For 1

	TOTAL	VOTE %		Absentee	Early Voting	Election Day
Taylor Heaton	498	100.00%	<div style="width: 100%; height: 10px; background-color: #ffc107;"></div>	5	294	199
Total Votes Cast	498	100.00%	<div style="width: 100%; height: 10px; background-color: #ffc107;"></div>	5	294	199
Overvotes	0			0	0	0
Undervotes	228			3	119	106

REP Judge, Co Court at Law No. 2, Unexp

Vote For 1

	TOTAL	VOTE %		Absentee	Early Voting	Election Day
Sara Maynard	381	63.82%	<div style="width: 63.82%; height: 10px; background-color: #ffc107;"></div>	5	241	135
Amy McCullough	216	36.18%	<div style="width: 36.18%; height: 10px; background-color: #ffc107;"></div>	1	120	95
Total Votes Cast	597	100.00%	<div style="width: 100%; height: 10px; background-color: #ffc107;"></div>	6	361	230
Overvotes	0			0	0	0
Undervotes	129			2	52	75

REP Sheriff

Vote For 1

	TOTAL	VOTE %		Absentee	Early Voting	Election Day
Chris V Green	242	36.07%	<div style="width: 36.07%; height: 10px; background-color: #ffc107;"></div>	4	124	114
Larry R. Smith	429	63.93%	<div style="width: 63.93%; height: 10px; background-color: #ffc107;"></div>	4	268	157
Total Votes Cast	671	100.00%	<div style="width: 100%; height: 10px; background-color: #ffc107;"></div>	8	392	271
Overvotes	0			0	0	0
Undervotes	55			0	21	34

REP County Tax Assessor-Collector

Vote For 1

	TOTAL	VOTE %		Absentee	Early Voting	Election Day
Gary B Barber	563	100.00%	<div style="width: 100%; height: 10px; background-color: #ffc107;"></div>	7	334	222
Total Votes Cast	563	100.00%	<div style="width: 100%; height: 10px; background-color: #ffc107;"></div>	7	334	222
Overvotes	0			0	0	0
Undervotes	163			1	79	83

Precinct 0005

REP County Commissioner Pct 3

Vote For 1

	TOTAL	VOTE %	Absentee	Early Voting	Election Day
Rusty Smith	144	24.00%	3	81	60
J. Scott Herod	270	45.00%	0	172	98
Terry Phillips	186	31.00%	3	115	68
Total Votes Cast	600	100.00%	6	368	226
Overvotes	0		0	0	0
Undervotes	126		2	45	79

REP Constable Pct 5

Vote For 1

	TOTAL	VOTE %	Absentee	Early Voting	Election Day
Wesley Hicks	561	100.00%	8	332	221
Total Votes Cast	561	100.00%	8	332	221
Overvotes	0		0	0	0
Undervotes	165		0	81	84

REP County Chair

Vote For 1

	TOTAL	VOTE %	Absentee	Early Voting	Election Day
David Stein	279	57.29%	3	166	110
Kevin McCall	208	42.71%	3	123	82
Total Votes Cast	487	100.00%	6	289	192
Overvotes	0		0	0	0
Undervotes	239		2	124	113

REP Proposition 1

Vote For 1

	TOTAL	VOTE %	Absentee	Early Voting	Election Day
YES	596	83.47%	8	335	253
NO	118	16.53%	0	73	45
Total Votes Cast	714	100.00%	8	408	298
Overvotes	0		0	0	0
Undervotes	12		0	5	7

REP Proposition 2

Vote For 1

	TOTAL	VOTE %	Absentee	Early Voting	Election Day
YES	701	97.36%	8	396	297
NO	19	2.64%	0	13	6
Total Votes Cast	720	100.00%	8	409	303
Overvotes	0		0	0	0
Undervotes	6		0	4	2

Precinct 0005

REP Proposition 3

Vote For 1

	TOTAL	VOTE %	Absentee	Early Voting	Election Day
YES	684	95.93%	8	393	283
NO	29	4.07%	0	17	12
Total Votes Cast	713	100.00%	8	410	295
Overvotes	0		0	0	0
Undervotes	13		0	3	10

REP Proposition 4

Vote For 1

	TOTAL	VOTE %	Absentee	Early Voting	Election Day
YES	669	93.44%	8	380	281
NO	47	6.56%	0	30	17
Total Votes Cast	716	100.00%	8	410	298
Overvotes	0		0	0	0
Undervotes	10		0	3	7

REP Proposition 5

Vote For 1

	TOTAL	VOTE %	Absentee	Early Voting	Election Day
YES	662	92.33%	7	380	275
NO	55	7.67%	1	30	24
Total Votes Cast	717	100.00%	8	410	299
Overvotes	0		0	0	0
Undervotes	9		0	3	6

REP Proposition 6

Vote For 1

	TOTAL	VOTE %	Absentee	Early Voting	Election Day
YES	621	87.84%	7	361	253
NO	86	12.16%	1	44	41
Total Votes Cast	707	100.00%	8	405	294
Overvotes	0		0	0	0
Undervotes	19		0	8	11

REP Proposition 7

Vote For 1

	TOTAL	VOTE %	Absentee	Early Voting	Election Day
YES	553	83.41%	6	325	222
NO	110	16.59%	2	61	47
Total Votes Cast	663	100.00%	8	386	269
Overvotes	0		0	0	0
Undervotes	63		0	27	36

Precinct 0005

REP Proposition 8

Vote For 1

	TOTAL	VOTE %	Absentee	Early Voting	Election Day
YES	692	96.24%	7	393	292
NO	27	3.76%	1	16	10
Total Votes Cast	719	100.00%	8	409	302
Overvotes	0		0	0	0
Undervotes	7		0	4	3

REP Proposition 9

Vote For 1

	TOTAL	VOTE %	Absentee	Early Voting	Election Day
YES	571	81.46%	6	327	238
NO	130	18.54%	2	73	55
Total Votes Cast	701	100.00%	8	400	293
Overvotes	0		0	0	0
Undervotes	25		0	13	12

REP Proposition 10

Vote For 1

	TOTAL	VOTE %	Absentee	Early Voting	Election Day
YES	674	95.60%	8	385	281
NO	31	4.40%	0	22	9
Total Votes Cast	705	100.00%	8	407	290
Overvotes	0		0	0	0
Undervotes	21		0	6	15

REP Proposition 11

Vote For 1

	TOTAL	VOTE %	Absentee	Early Voting	Election Day
YES	580	81.12%	7	315	258
NO	135	18.88%	1	92	42
Total Votes Cast	715	100.00%	8	407	300
Overvotes	0		0	0	0
Undervotes	11		0	6	5

REP Proposition 12

Vote For 1

	TOTAL	VOTE %	Absentee	Early Voting	Election Day
YES	717	99.45%	8	406	303
NO	4	0.55%	0	4	0
Total Votes Cast	721	100.00%	8	410	303
Overvotes	0		0	0	0
Undervotes	5		0	3	2

Precinct 0005

REP Proposition 13

Vote For 1

	TOTAL	VOTE %	Absentee	Early Voting	Election Day
YES	704	97.64%	8	395	301
NO	17	2.36%	0	14	3
Total Votes Cast	721	100.00%	8	409	304
Overvotes	0		0	0	0
Undervotes	5		0	4	1

DEM President

Vote For 1

	TOTAL	VOTE %	Absentee	Early Voting	Election Day
Gabriel A. Cornejo	1	3.57%	0	0	1
Joseph R. Biden Jr.	27	96.43%	1	15	11
Star Locke	0	0.00%	0	0	0
Dean Phillips	0	0.00%	0	0	0
Armando "Mando" Perez-Serrato	0	0.00%	0	0	0
Marianne Williamson	0	0.00%	0	0	0
Frankie Lozada	0	0.00%	0	0	0
Cenk Uygur	0	0.00%	0	0	0
Total Votes Cast	28	100.00%	1	15	12
Overvotes	0		0	0	0
Undervotes	2		0	2	0

DEM US Senator

Vote For 1

	TOTAL	VOTE %	Absentee	Early Voting	Election Day
Carl Oscar Sherman	2	7.14%	1	1	0
Meri Gomez	2	7.14%	0	1	1
Heli Rodriguez Prilliman	0	0.00%	0	0	0
Colin Allred	13	46.43%	0	8	5
Roland Gutierrez	4	14.29%	0	3	1
A. "Robert" Hassan	1	3.57%	0	0	1
Steven J. Keough	3	10.71%	0	2	1
Thierry Tchenko	2	7.14%	0	0	2
Mark Gonzalez	1	3.57%	0	1	0
Total Votes Cast	28	100.00%	1	16	11
Overvotes	0		0	0	0
Undervotes	2		0	1	1

Precinct 0005

DEM Railroad Commissioner

Vote For 1

	TOTAL	VOTE %		Absentee	Early Voting	Election Day
Katherine Culbert	21	75.00%	<div style="width: 75%;"><div style="width: 75%;"></div></div>	1	11	9
Bill Burch	7	25.00%	<div style="width: 25%;"><div style="width: 25%;"></div></div>	0	5	2
Total Votes Cast	28	100.00%	<div style="width: 100%;"><div style="width: 100%;"></div></div>	1	16	11
Overvotes	0			0	0	0
Undervotes	2			0	1	1

DEM Justice, Supreme Court, PI 2

Vote For 1

	TOTAL	VOTE %		Absentee	Early Voting	Election Day
DaSean Jones	17	58.62%	<div style="width: 58.62%;"><div style="width: 58.62%;"></div></div>	1	8	8
Randy Sarosdy	12	41.38%	<div style="width: 41.38%;"><div style="width: 41.38%;"></div></div>	0	8	4
Total Votes Cast	29	100.00%	<div style="width: 100%;"><div style="width: 100%;"></div></div>	1	16	12
Overvotes	0			0	0	0
Undervotes	1			0	1	0

DEM Justice, Supreme Court, PI 4

Vote For 1

	TOTAL	VOTE %		Absentee	Early Voting	Election Day
Christine Vinh Weems	25	100.00%	<div style="width: 100%;"><div style="width: 100%;"></div></div>	1	15	9
Total Votes Cast	25	100.00%	<div style="width: 100%;"><div style="width: 100%;"></div></div>	1	15	9
Overvotes	0			0	0	0
Undervotes	5			0	2	3

DEM Justice, Supreme Court, PI 6

Vote For 1

	TOTAL	VOTE %		Absentee	Early Voting	Election Day
Joe Pool	9	33.33%	<div style="width: 33.33%;"><div style="width: 33.33%;"></div></div>	0	7	2
Bonnie Lee Goldstein	18	66.67%	<div style="width: 66.67%;"><div style="width: 66.67%;"></div></div>	1	9	8
Total Votes Cast	27	100.00%	<div style="width: 100%;"><div style="width: 100%;"></div></div>	1	16	10
Overvotes	0			0	0	0
Undervotes	3			0	1	2

DEM Presiding Judge, Ct of Crim App

Vote For 1

	TOTAL	VOTE %		Absentee	Early Voting	Election Day
Holly Taylor	26	100.00%	<div style="width: 100%;"><div style="width: 100%;"></div></div>	1	16	9
Total Votes Cast	26	100.00%	<div style="width: 100%;"><div style="width: 100%;"></div></div>	1	16	9
Overvotes	0			0	0	0
Undervotes	4			0	1	3

Precinct 0005

DEM Judge, Ct of Crim App, PI 7

Vote For 1

	TOTAL	VOTE %	Absentee	Early Voting	Election Day
Nancy Mulder	28	100.00%	1	16	11
Total Votes Cast	28	100.00%	1	16	11
Overvotes	0		0	0	0
Undervotes	2		0	1	1

DEM Judge, Ct of Crim App, PI 8

Vote For 1

	TOTAL	VOTE %	Absentee	Early Voting	Election Day
Chika Anyiam	25	100.00%	1	15	9
Total Votes Cast	25	100.00%	1	15	9
Overvotes	0		0	0	0
Undervotes	5		0	2	3

DEM County Commissioner Pct 3

Vote For 1

	TOTAL	VOTE %	Absentee	Early Voting	Election Day
Dave Hansen	12	42.86%	0	6	6
Edith Mayfield Wilson	16	57.14%	1	11	4
Total Votes Cast	28	100.00%	1	17	10
Overvotes	0		0	0	0
Undervotes	2		0	0	2

DEM County Chair

Vote For 1

	TOTAL	VOTE %	Absentee	Early Voting	Election Day
Hector Garza	28	100.00%	1	17	10
Total Votes Cast	28	100.00%	1	17	10
Overvotes	0		0	0	0
Undervotes	2		0	0	2

Precinct 0006

Statistics

	TOTAL	Absentee	Early Voting	Election Day
Registered Voters - Total	1,046			
Ballots Cast - Total	300	2	107	191
Ballots Cast - Republican Party	275	0	97	178
Ballots Cast - Democratic Party	25	2	10	13
Ballots Cast - Blank	1	0	0	1
Voter Turnout - Total	28.68%			
Voter Turnout - Republican Party	0.00%			
Voter Turnout - Democratic Party	0.00%			

REP President

Vote For 1

	TOTAL	VOTE %	Absentee	Early Voting	Election Day
Asa Hutchinson	0	0.00%	0	0	0
Donald J. Trump	241	87.96%	0	80	161
Ron DeSantis	2	0.73%	0	2	0
Vivek Ramaswamy	1	0.36%	0	0	1
David Stuckenberg	0	0.00%	0	0	0
Chris Christie	0	0.00%	0	0	0
Ryan L. Binkley	0	0.00%	0	0	0
Nikki Haley	28	10.22%	0	14	14
Uncommitted	2	0.73%	0	1	1
Total Votes Cast	274	100.00%	0	97	177
Overvotes	0		0	0	0
Undervotes	1		0	0	1

REP US Senator

Vote For 1

	TOTAL	VOTE %	Absentee	Early Voting	Election Day
R E (Rufus) Lopez	6	2.26%	0	2	4
Ted Cruz	251	94.72%	0	89	162
Holland "Redd" Gibson	8	3.02%	0	2	6
Total Votes Cast	265	100.00%	0	93	172
Overvotes	0		0	0	0
Undervotes	10		0	4	6

REP US Representative, Dist 1

Vote For 1

	TOTAL	VOTE %	Absentee	Early Voting	Election Day
Nathaniel Moran	226	100.00%	0	81	145
Total Votes Cast	226	100.00%	0	81	145
Overvotes	0		0	0	0
Undervotes	49		0	16	33

Precinct 0006

REP Railroad Commissioner

Vote For 1

	TOTAL	VOTE %	Absentee	Early Voting	Election Day
Corey Howell	36	15.00%	0	8	28
Petra Reyes	4	1.67%	0	1	3
Christie Clark	41	17.08%	0	12	29
James "Jim" Matlock	57	23.75%	0	14	43
Christi Craddick	102	42.50%	0	53	49
Total Votes Cast	240	100.00%	0	88	152
Overvotes	0		0	0	0
Undervotes	35		0	9	26

REP Justice, Supreme Court, PI 2

Vote For 1

	TOTAL	VOTE %	Absentee	Early Voting	Election Day
Jimmy Blacklock	213	100.00%	0	75	138
Total Votes Cast	213	100.00%	0	75	138
Overvotes	0		0	0	0
Undervotes	62		0	22	40

REP Justice, Supreme Court, PI 4

Vote For 1

	TOTAL	VOTE %	Absentee	Early Voting	Election Day
John Devine	113	50.67%	0	46	67
Brian Walker	110	49.33%	0	32	78
Total Votes Cast	223	100.00%	0	78	145
Overvotes	0		0	0	0
Undervotes	52		0	19	33

REP Justice, Supreme Court, PI 6

Vote For 1

	TOTAL	VOTE %	Absentee	Early Voting	Election Day
Jane Bland	193	100.00%	0	68	125
Total Votes Cast	193	100.00%	0	68	125
Overvotes	0		0	0	0
Undervotes	82		0	29	53

REP Presiding Judge, Ct of Crim App

Vote For 1

	TOTAL	VOTE %	Absentee	Early Voting	Election Day
David J. Schenck	133	58.85%	0	50	83
Sharon Keller	93	41.15%	0	28	65
Total Votes Cast	226	100.00%	0	78	148
Overvotes	0		0	0	0
Undervotes	49		0	19	30

Precinct 0006

REP Judge, Ct of Crim App, PI 7

Vote For 1

	TOTAL	VOTE %	Absentee	Early Voting	Election Day
Gina Parker	159	72.27%	0	56	103
Barbara Parker Hervey	61	27.73%	0	19	42
Total Votes Cast	220	100.00%	0	75	145
Overvotes	0		0	0	0
Undervotes	55		0	22	33

REP Judge, Ct of Crim App, PI 8

Vote For 1

	TOTAL	VOTE %	Absentee	Early Voting	Election Day
Lee Finley	124	59.33%	0	36	88
Michelle Slaughter	85	40.67%	0	33	52
Total Votes Cast	209	100.00%	0	69	140
Overvotes	0		0	0	0
Undervotes	66		0	28	38

REP State Representative, Dist 5

Vote For 1

	TOTAL	VOTE %	Absentee	Early Voting	Election Day
Jeff Fletcher	57	22.44%	0	22	35
Cole Hefner	183	72.05%	0	72	111
Dewey Collier	14	5.51%	0	0	14
Total Votes Cast	254	100.00%	0	94	160
Overvotes	0		0	0	0
Undervotes	21		0	3	18

REP Justice, 12th Ct of Appeals District, PI 3

Vote For 1

	TOTAL	VOTE %	Absentee	Early Voting	Election Day
Greg Neeley	200	100.00%	0	72	128
Total Votes Cast	200	100.00%	0	72	128
Overvotes	0		0	0	0
Undervotes	75		0	25	50

REP Dist Judge, 7th Judicial Dist

Vote For 1

	TOTAL	VOTE %	Absentee	Early Voting	Election Day
Kerry L. Russell	205	100.00%	0	74	131
Total Votes Cast	205	100.00%	0	74	131
Overvotes	0		0	0	0
Undervotes	70		0	23	47

Precinct 0006

REP Dist Judge, 114th Judicial Dist

Vote For 1

	TOTAL	VOTE %	Absentee	Early Voting	Election Day
Austin Reeve Jackson	201	100.00%	0	74	127
Total Votes Cast	201	100.00%	0	74	127
Overvotes	0		0	0	0
Undervotes	74		0	23	51

REP Dist Judge, 475th Judicial Dist

Vote For 1

	TOTAL	VOTE %	Absentee	Early Voting	Election Day
Taylor Heaton	200	100.00%	0	74	126
Total Votes Cast	200	100.00%	0	74	126
Overvotes	0		0	0	0
Undervotes	75		0	23	52

REP Judge, Co Court at Law No. 2, Unexp

Vote For 1

	TOTAL	VOTE %	Absentee	Early Voting	Election Day
Sara Maynard	131	56.47%	0	46	85
Amy McCullough	101	43.53%	0	40	61
Total Votes Cast	232	100.00%	0	86	146
Overvotes	0		0	0	0
Undervotes	43		0	11	32

REP Sheriff

Vote For 1

	TOTAL	VOTE %	Absentee	Early Voting	Election Day
Chris V Green	121	45.66%	0	39	82
Larry R. Smith	144	54.34%	0	57	87
Total Votes Cast	265	100.00%	0	96	169
Overvotes	0		0	0	0
Undervotes	10		0	1	9

REP County Tax Assessor-Collector

Vote For 1

	TOTAL	VOTE %	Absentee	Early Voting	Election Day
Gary B Barber	219	100.00%	0	80	139
Total Votes Cast	219	100.00%	0	80	139
Overvotes	0		0	0	0
Undervotes	56		0	17	39

Precinct 0006

REP County Commissioner Pct 3

Vote For 1

	TOTAL	VOTE %	Absentee	Early Voting	Election Day
Rusty Smith	64	25.91%	0	19	45
J. Scott Herod	131	53.04%	0	50	81
Terry Phillips	52	21.05%	0	21	31
Total Votes Cast	247	100.00%	0	90	157
Overvotes	0		0	0	0
Undervotes	28		0	7	21

REP Constable Pct 4

Vote For 1

	TOTAL	VOTE %	Absentee	Early Voting	Election Day
Josh Joplin	207	100.00%	0	77	130
Total Votes Cast	207	100.00%	0	77	130
Overvotes	0		0	0	0
Undervotes	68		0	20	48

REP County Chair

Vote For 1

	TOTAL	VOTE %	Absentee	Early Voting	Election Day
David Stein	146	66.67%	0	57	89
Kevin McCall	73	33.33%	0	21	52
Total Votes Cast	219	100.00%	0	78	141
Overvotes	0		0	0	0
Undervotes	56		0	19	37

REP Proposition 1

Vote For 1

	TOTAL	VOTE %	Absentee	Early Voting	Election Day
YES	230	87.12%	0	75	155
NO	34	12.88%	0	19	15
Total Votes Cast	264	100.00%	0	94	170
Overvotes	0		0	0	0
Undervotes	11		0	3	8

REP Proposition 2

Vote For 1

	TOTAL	VOTE %	Absentee	Early Voting	Election Day
YES	266	98.16%	0	93	173
NO	5	1.84%	0	3	2
Total Votes Cast	271	100.00%	0	96	175
Overvotes	0		0	0	0
Undervotes	4		0	1	3

Precinct 0006

REP Proposition 3

Vote For 1

	TOTAL	VOTE %	Absentee	Early Voting	Election Day
YES	257	96.25%	0	92	165
NO	10	3.75%	0	3	7
Total Votes Cast	267	100.00%	0	95	172
Overvotes	0		0	0	0
Undervotes	8		0	2	6

REP Proposition 4

Vote For 1

	TOTAL	VOTE %	Absentee	Early Voting	Election Day
YES	250	92.94%	0	91	159
NO	19	7.06%	0	5	14
Total Votes Cast	269	100.00%	0	96	173
Overvotes	0		0	0	0
Undervotes	6		0	1	5

REP Proposition 5

Vote For 1

	TOTAL	VOTE %	Absentee	Early Voting	Election Day
YES	251	92.96%	0	90	161
NO	19	7.04%	0	6	13
Total Votes Cast	270	100.00%	0	96	174
Overvotes	0		0	0	0
Undervotes	5		0	1	4

REP Proposition 6

Vote For 1

	TOTAL	VOTE %	Absentee	Early Voting	Election Day
YES	246	91.45%	0	91	155
NO	23	8.55%	0	4	19
Total Votes Cast	269	100.00%	0	95	174
Overvotes	0		0	0	0
Undervotes	6		0	2	4

REP Proposition 7

Vote For 1

	TOTAL	VOTE %	Absentee	Early Voting	Election Day
YES	210	82.03%	0	74	136
NO	46	17.97%	0	18	28
Total Votes Cast	256	100.00%	0	92	164
Overvotes	0		0	0	0
Undervotes	19		0	5	14

Precinct 0006

REP Proposition 8

Vote For 1

	TOTAL	VOTE %	Absentee	Early Voting	Election Day
YES	261	96.67%	0	90	171
NO	9	3.33%	0	5	4
Total Votes Cast	270	100.00%	0	95	175
Overvotes	0		0	0	0
Undervotes	5		0	2	3

REP Proposition 9

Vote For 1

	TOTAL	VOTE %	Absentee	Early Voting	Election Day
YES	202	76.52%	0	77	125
NO	62	23.48%	0	19	43
Total Votes Cast	264	100.00%	0	96	168
Overvotes	0		0	0	0
Undervotes	11		0	1	10

REP Proposition 10

Vote For 1

	TOTAL	VOTE %	Absentee	Early Voting	Election Day
YES	257	96.62%	0	92	165
NO	9	3.38%	0	3	6
Total Votes Cast	266	100.00%	0	95	171
Overvotes	0		0	0	0
Undervotes	9		0	2	7

REP Proposition 11

Vote For 1

	TOTAL	VOTE %	Absentee	Early Voting	Election Day
YES	222	82.22%	0	75	147
NO	48	17.78%	0	22	26
Total Votes Cast	270	100.00%	0	97	173
Overvotes	0		0	0	0
Undervotes	5		0	0	5

REP Proposition 12

Vote For 1

	TOTAL	VOTE %	Absentee	Early Voting	Election Day
YES	271	99.27%	0	96	175
NO	2	0.73%	0	1	1
Total Votes Cast	273	100.00%	0	97	176
Overvotes	0		0	0	0
Undervotes	2		0	0	2

Precinct 0006

REP Proposition 13

Vote For 1

	TOTAL	VOTE %	Absentee	Early Voting	Election Day
YES	267	98.16%	0	93	174
NO	5	1.84%	0	3	2
Total Votes Cast	272	100.00%	0	96	176
Overvotes	0		0	0	0
Undervotes	3		0	1	2

DEM President

Vote For 1

	TOTAL	VOTE %	Absentee	Early Voting	Election Day
Gabriel A. Cornejo	0	0.00%	0	0	0
Joseph R. Biden Jr.	21	87.50%	2	9	10
Star Locke	0	0.00%	0	0	0
Dean Phillips	0	0.00%	0	0	0
Armando "Mando" Perez-Serrato	1	4.17%	0	0	1
Marianne Williamson	2	8.33%	0	0	2
Frankie Lozada	0	0.00%	0	0	0
Cenk Uygur	0	0.00%	0	0	0
Total Votes Cast	24	100.00%	2	9	13
Overvotes	0		0	0	0
Undervotes	1		0	1	0

DEM US Senator

Vote For 1

	TOTAL	VOTE %	Absentee	Early Voting	Election Day
Carl Oscar Sherman	1	4.00%	0	1	0
Meri Gomez	2	8.00%	0	0	2
Heli Rodriguez Prilliman	1	4.00%	0	0	1
Colin Allred	13	52.00%	1	5	7
Roland Gutierrez	3	12.00%	0	3	0
A. "Robert" Hassan	0	0.00%	0	0	0
Steven J. Keough	2	8.00%	1	0	1
Thierry Tchenko	2	8.00%	0	1	1
Mark Gonzalez	1	4.00%	0	0	1
Total Votes Cast	25	100.00%	2	10	13
Overvotes	0		0	0	0
Undervotes	0		0	0	0

Precinct 0006

DEM Railroad Commissioner

Vote For 1

	TOTAL	VOTE %	Absentee	Early Voting	Election Day
Katherine Culbert	17	80.95%	2	5	10
Bill Burch	4	19.05%	0	4	0
Total Votes Cast	21	100.00%	2	9	10
Overvotes	0		0	0	0
Undervotes	4		0	1	3

DEM Justice, Supreme Court, PI 2

Vote For 1

	TOTAL	VOTE %	Absentee	Early Voting	Election Day
DaSean Jones	13	68.42%	1	6	6
Randy Sarosdy	6	31.58%	1	2	3
Total Votes Cast	19	100.00%	2	8	9
Overvotes	0		0	0	0
Undervotes	6		0	2	4

DEM Justice, Supreme Court, PI 4

Vote For 1

	TOTAL	VOTE %	Absentee	Early Voting	Election Day
Christine Vinh Weems	16	100.00%	2	7	7
Total Votes Cast	16	100.00%	2	7	7
Overvotes	0		0	0	0
Undervotes	9		0	3	6

DEM Justice, Supreme Court, PI 6

Vote For 1

	TOTAL	VOTE %	Absentee	Early Voting	Election Day
Joe Pool	4	20.00%	0	1	3
Bonnie Lee Goldstein	16	80.00%	2	8	6
Total Votes Cast	20	100.00%	2	9	9
Overvotes	0		0	0	0
Undervotes	5		0	1	4

DEM Presiding Judge, Ct of Crim App

Vote For 1

	TOTAL	VOTE %	Absentee	Early Voting	Election Day
Holly Taylor	17	100.00%	2	7	8
Total Votes Cast	17	100.00%	2	7	8
Overvotes	0		0	0	0
Undervotes	8		0	3	5

Precinct 0006

DEM Judge, Ct of Crim App, PI 7

Vote For 1

	TOTAL	VOTE %	Absentee	Early Voting	Election Day
Nancy Mulder	18	100.00%	2	8	8
Total Votes Cast	18	100.00%	2	8	8
Overvotes	0		0	0	0
Undervotes	7		0	2	5

DEM Judge, Ct of Crim App, PI 8

Vote For 1

	TOTAL	VOTE %	Absentee	Early Voting	Election Day
Chika Anyiam	17	100.00%	2	7	8
Total Votes Cast	17	100.00%	2	7	8
Overvotes	0		0	0	0
Undervotes	8		0	3	5

DEM County Commissioner Pct 3

Vote For 1

	TOTAL	VOTE %	Absentee	Early Voting	Election Day
Dave Hansen	5	22.73%	0	3	2
Edith Mayfield Wilson	17	77.27%	2	6	9
Total Votes Cast	22	100.00%	2	9	11
Overvotes	0		0	0	0
Undervotes	3		0	1	2

DEM County Chair

Vote For 1

	TOTAL	VOTE %	Absentee	Early Voting	Election Day
Hector Garza	19	100.00%	1	10	8
Total Votes Cast	19	100.00%	1	10	8
Overvotes	0		0	0	0
Undervotes	6		1	0	5

Precinct 0007

Statistics

	TOTAL	Absentee	Early Voting	Election Day
Registered Voters - Total	2,230			
Ballots Cast - Total	470	7	123	340
Ballots Cast - Republican Party	421	7	109	305
Ballots Cast - Democratic Party	49	0	14	35
Ballots Cast - Blank	1	0	1	0
Voter Turnout - Total	21.08%			
Voter Turnout - Republican Party	0.00%			
Voter Turnout - Democratic Party	0.00%			

REP President

Vote For 1

	TOTAL	VOTE %	Absentee	Early Voting	Election Day
Asa Hutchinson	2	0.48%	0	0	2
Donald J. Trump	359	86.09%	4	96	259
Ron DeSantis	6	1.44%	0	1	5
Vivek Ramaswamy	1	0.24%	0	1	0
David Stuckenberg	0	0.00%	0	0	0
Chris Christie	1	0.24%	0	0	1
Ryan L. Binkley	0	0.00%	0	0	0
Nikki Haley	40	9.59%	3	9	28
Uncommitted	8	1.92%	0	1	7
Total Votes Cast	417	100.00%	7	108	302
Overvotes	0		0	0	0
Undervotes	4		0	1	3

REP US Senator

Vote For 1

	TOTAL	VOTE %	Absentee	Early Voting	Election Day
R E (Rufus) Lopez	18	4.48%	0	3	15
Ted Cruz	366	91.04%	7	97	262
Holland "Redd" Gibson	18	4.48%	0	4	14
Total Votes Cast	402	100.00%	7	104	291
Overvotes	0		0	0	0
Undervotes	19		0	5	14

REP US Representative, Dist 1

Vote For 1

	TOTAL	VOTE %	Absentee	Early Voting	Election Day
Nathaniel Moran	308	100.00%	7	82	219
Total Votes Cast	308	100.00%	7	82	219
Overvotes	0		0	0	0
Undervotes	113		0	27	86

Precinct 0007

REP Railroad Commissioner

Vote For 1

	TOTAL	VOTE %	Absentee	Early Voting	Election Day
Corey Howell	41	12.06%	0	9	32
Petra Reyes	17	5.00%	0	1	16
Christie Clark	59	17.35%	2	11	46
James "Jim" Matlock	70	20.59%	1	17	52
Christi Craddick	153	45.00%	3	57	93
Total Votes Cast	340	100.00%	6	95	239
Overvotes	0		0	0	0
Undervotes	81		1	14	66

REP Justice, Supreme Court, PI 2

Vote For 1

	TOTAL	VOTE %	Absentee	Early Voting	Election Day
Jimmy Blacklock	284	100.00%	7	73	204
Total Votes Cast	284	100.00%	7	73	204
Overvotes	0		0	0	0
Undervotes	137		0	36	101

REP Justice, Supreme Court, PI 4

Vote For 1

	TOTAL	VOTE %	Absentee	Early Voting	Election Day
John Devine	166	53.04%	3	48	115
Brian Walker	147	46.96%	3	36	108
Total Votes Cast	313	100.00%	6	84	223
Overvotes	0		0	0	0
Undervotes	108		1	25	82

REP Justice, Supreme Court, PI 6

Vote For 1

	TOTAL	VOTE %	Absentee	Early Voting	Election Day
Jane Bland	258	100.00%	7	70	181
Total Votes Cast	258	100.00%	7	70	181
Overvotes	0		0	0	0
Undervotes	163		0	39	124

REP Presiding Judge, Ct of Crim App

Vote For 1

	TOTAL	VOTE %	Absentee	Early Voting	Election Day
David J. Schenck	215	65.15%	5	52	158
Sharon Keller	115	34.85%	1	34	80
Total Votes Cast	330	100.00%	6	86	238
Overvotes	0		0	0	0
Undervotes	91		1	23	67

Precinct 0007

REP Judge, Ct of Crim App, PI 7

Vote For 1

	TOTAL	VOTE %	Absentee	Early Voting	Election Day
Gina Parker	224	70.44%	4	55	165
Barbara Parker Hervey	94	29.56%	2	29	63
Total Votes Cast	318	100.00%	6	84	228
Overvotes	0		0	0	0
Undervotes	103		1	25	77

REP Judge, Ct of Crim App, PI 8

Vote For 1

	TOTAL	VOTE %	Absentee	Early Voting	Election Day
Lee Finley	160	53.69%	1	39	120
Michelle Slaughter	138	46.31%	5	39	94
Total Votes Cast	298	100.00%	6	78	214
Overvotes	0		0	0	0
Undervotes	123		1	31	91

REP State Representative, Dist 5

Vote For 1

	TOTAL	VOTE %	Absentee	Early Voting	Election Day
Jeff Fletcher	97	26.80%	0	29	68
Cole Hefner	232	64.09%	6	59	167
Dewey Collier	33	9.12%	0	8	25
Total Votes Cast	362	100.00%	6	96	260
Overvotes	0		0	0	0
Undervotes	59		1	13	45

REP Justice, 12th Ct of Appeals District, PI 3

Vote For 1

	TOTAL	VOTE %	Absentee	Early Voting	Election Day
Greg Neeley	270	100.00%	7	70	193
Total Votes Cast	270	100.00%	7	70	193
Overvotes	0		0	0	0
Undervotes	151		0	39	112

REP Dist Judge, 7th Judicial Dist

Vote For 1

	TOTAL	VOTE %	Absentee	Early Voting	Election Day
Kerry L. Russell	283	100.00%	7	75	201
Total Votes Cast	283	100.00%	7	75	201
Overvotes	0		0	0	0
Undervotes	138		0	34	104

Precinct 0007

REP Dist Judge, 114th Judicial Dist

Vote For 1

	TOTAL	VOTE %	Absentee	Early Voting	Election Day
Austin Reeve Jackson	284	100.00%	7	76	201
Total Votes Cast	284	100.00%	7	76	201
Overvotes	0		0	0	0
Undervotes	137		0	33	104

REP Dist Judge, 475th Judicial Dist

Vote For 1

	TOTAL	VOTE %	Absentee	Early Voting	Election Day
Taylor Heaton	277	100.00%	7	76	194
Total Votes Cast	277	100.00%	7	76	194
Overvotes	0		0	0	0
Undervotes	144		0	33	111

REP Judge, Co Court at Law No. 2, Unexp

Vote For 1

	TOTAL	VOTE %	Absentee	Early Voting	Election Day
Sara Maynard	195	55.56%	3	54	138
Amy McCullough	156	44.44%	3	39	114
Total Votes Cast	351	100.00%	6	93	252
Overvotes	0		0	0	0
Undervotes	70		1	16	53

REP Sheriff

Vote For 1

	TOTAL	VOTE %	Absentee	Early Voting	Election Day
Chris V Green	141	35.88%	1	47	93
Larry R. Smith	252	64.12%	6	57	189
Total Votes Cast	393	100.00%	7	104	282
Overvotes	0		0	0	0
Undervotes	28		0	5	23

REP County Tax Assessor-Collector

Vote For 1

	TOTAL	VOTE %	Absentee	Early Voting	Election Day
Gary B Barber	313	100.00%	7	85	221
Total Votes Cast	313	100.00%	7	85	221
Overvotes	0		0	0	0
Undervotes	108		0	24	84

Precinct 0007

REP County Commissioner Pct 3

Vote For 1

	TOTAL	VOTE %	Absentee	Early Voting	Election Day
Rusty Smith	124	34.25%	2	40	82
J. Scott Herod	133	36.74%	4	28	101
Terry Phillips	105	29.01%	0	28	77
Total Votes Cast	362	100.00%	6	96	260
Overvotes	0		0	0	0
Undervotes	59		1	13	45

REP Constable Pct 4

Vote For 1

	TOTAL	VOTE %	Absentee	Early Voting	Election Day
Josh Joplin	301	100.00%	7	76	218
Total Votes Cast	301	100.00%	7	76	218
Overvotes	0		0	0	0
Undervotes	120		0	33	87

REP County Chair

Vote For 1

	TOTAL	VOTE %	Absentee	Early Voting	Election Day
David Stein	187	60.91%	5	52	130
Kevin McCall	120	39.09%	1	30	89
Total Votes Cast	307	100.00%	6	82	219
Overvotes	0		0	0	0
Undervotes	114		1	27	86

REP Proposition 1

Vote For 1

	TOTAL	VOTE %	Absentee	Early Voting	Election Day
YES	362	88.94%	5	88	269
NO	45	11.06%	1	15	29
Total Votes Cast	407	100.00%	6	103	298
Overvotes	0		0	0	0
Undervotes	14		1	6	7

REP Proposition 2

Vote For 1

	TOTAL	VOTE %	Absentee	Early Voting	Election Day
YES	394	95.40%	7	100	287
NO	19	4.60%	0	5	14
Total Votes Cast	413	100.00%	7	105	301
Overvotes	0		0	0	0
Undervotes	8		0	4	4

Precinct 0007

REP Proposition 3

Vote For 1

	TOTAL	VOTE %	Absentee	Early Voting	Election Day
YES	387	94.39%	7	98	282
NO	23	5.61%	0	4	19
Total Votes Cast	410	100.00%	7	102	301
Overvotes	0		0	0	0
Undervotes	11		0	7	4

REP Proposition 4

Vote For 1

	TOTAL	VOTE %	Absentee	Early Voting	Election Day
YES	385	94.13%	7	102	276
NO	24	5.87%	0	2	22
Total Votes Cast	409	100.00%	7	104	298
Overvotes	0		0	0	0
Undervotes	12		0	5	7

REP Proposition 5

Vote For 1

	TOTAL	VOTE %	Absentee	Early Voting	Election Day
YES	369	90.66%	7	98	264
NO	38	9.34%	0	6	32
Total Votes Cast	407	100.00%	7	104	296
Overvotes	0		0	0	0
Undervotes	14		0	5	9

REP Proposition 6

Vote For 1

	TOTAL	VOTE %	Absentee	Early Voting	Election Day
YES	365	90.57%	7	99	259
NO	38	9.43%	0	8	30
Total Votes Cast	403	100.00%	7	107	289
Overvotes	0		0	0	0
Undervotes	18		0	2	16

REP Proposition 7

Vote For 1

	TOTAL	VOTE %	Absentee	Early Voting	Election Day
YES	330	86.16%	6	83	241
NO	53	13.84%	1	14	38
Total Votes Cast	383	100.00%	7	97	279
Overvotes	0		0	0	0
Undervotes	38		0	12	26

Precinct 0007

REP Proposition 8

Vote For 1

	TOTAL	VOTE %	Absentee	Early Voting	Election Day
YES	402	96.87%	7	104	291
NO	13	3.13%	0	4	9
Total Votes Cast	415	100.00%	7	108	300
Overvotes	0		0	0	0
Undervotes	6		0	1	5

REP Proposition 9

Vote For 1

	TOTAL	VOTE %	Absentee	Early Voting	Election Day
YES	311	78.73%	7	88	216
NO	84	21.27%	0	18	66
Total Votes Cast	395	100.00%	7	106	282
Overvotes	0		0	0	0
Undervotes	26		0	3	23

REP Proposition 10

Vote For 1

	TOTAL	VOTE %	Absentee	Early Voting	Election Day
YES	385	95.30%	7	102	276
NO	19	4.70%	0	6	13
Total Votes Cast	404	100.00%	7	108	289
Overvotes	0		0	0	0
Undervotes	17		0	1	16

REP Proposition 11

Vote For 1

	TOTAL	VOTE %	Absentee	Early Voting	Election Day
YES	344	83.50%	6	87	251
NO	68	16.50%	1	20	47
Total Votes Cast	412	100.00%	7	107	298
Overvotes	0		0	0	0
Undervotes	9		0	2	7

REP Proposition 12

Vote For 1

	TOTAL	VOTE %	Absentee	Early Voting	Election Day
YES	410	98.56%	7	107	296
NO	6	1.44%	0	1	5
Total Votes Cast	416	100.00%	7	108	301
Overvotes	0		0	0	0
Undervotes	5		0	1	4

Precinct 0007

REP Proposition 13

Vote For 1

	TOTAL	VOTE %	Absentee	Early Voting	Election Day
YES	404	97.35%	7	106	291
NO	11	2.65%	0	1	10
Total Votes Cast	415	100.00%	7	107	301
Overvotes	0		0	0	0
Undervotes	6		0	2	4

DEM President

Vote For 1

	TOTAL	VOTE %	Absentee	Early Voting	Election Day
Gabriel A. Cornejo	0	0.00%	0	0	0
Joseph R. Biden Jr.	46	93.88%	0	12	34
Star Locke	0	0.00%	0	0	0
Dean Phillips	1	2.04%	0	0	1
Armando "Mando" Perez-Serrato	0	0.00%	0	0	0
Marianne Williamson	1	2.04%	0	1	0
Frankie Lozada	0	0.00%	0	0	0
Cenk Uygur	1	2.04%	0	1	0
Total Votes Cast	49	100.00%	0	14	35
Overvotes	0		0	0	0
Undervotes	0		0	0	0

DEM US Senator

Vote For 1

	TOTAL	VOTE %	Absentee	Early Voting	Election Day
Carl Oscar Sherman	6	13.04%	0	2	4
Meri Gomez	5	10.87%	0	2	3
Heli Rodriguez Prilliman	1	2.17%	0	0	1
Colin Allred	27	58.70%	0	8	19
Roland Gutierrez	2	4.35%	0	0	2
A. "Robert" Hassan	0	0.00%	0	0	0
Steven J. Keough	2	4.35%	0	1	1
Thierry Tchenko	0	0.00%	0	0	0
Mark Gonzalez	3	6.52%	0	1	2
Total Votes Cast	46	100.00%	0	14	32
Overvotes	0		0	0	0
Undervotes	3		0	0	3

Precinct 0007

DEM Railroad Commissioner

Vote For 1

	TOTAL	VOTE %	Absentee	Early Voting	Election Day
Katherine Culbert	23	53.49%	0	7	16
Bill Burch	20	46.51%	0	7	13
Total Votes Cast	43	100.00%	0	14	29
Overvotes	0		0	0	0
Undervotes	6		0	0	6

DEM Justice, Supreme Court, PI 2

Vote For 1

	TOTAL	VOTE %	Absentee	Early Voting	Election Day
DaSean Jones	32	72.73%	0	13	19
Randy Sarosdy	12	27.27%	0	0	12
Total Votes Cast	44	100.00%	0	13	31
Overvotes	0		0	0	0
Undervotes	5		0	1	4

DEM Justice, Supreme Court, PI 4

Vote For 1

	TOTAL	VOTE %	Absentee	Early Voting	Election Day
Christine Vinh Weems	40	100.00%	0	13	27
Total Votes Cast	40	100.00%	0	13	27
Overvotes	0		0	0	0
Undervotes	9		0	1	8

DEM Justice, Supreme Court, PI 6

Vote For 1

	TOTAL	VOTE %	Absentee	Early Voting	Election Day
Joe Pool	18	41.86%	0	6	12
Bonnie Lee Goldstein	25	58.14%	0	7	18
Total Votes Cast	43	100.00%	0	13	30
Overvotes	0		0	0	0
Undervotes	6		0	1	5

DEM Presiding Judge, Ct of Crim App

Vote For 1

	TOTAL	VOTE %	Absentee	Early Voting	Election Day
Holly Taylor	39	100.00%	0	13	26
Total Votes Cast	39	100.00%	0	13	26
Overvotes	0		0	0	0
Undervotes	10		0	1	9

Precinct 0007

DEM Judge, Ct of Crim App, PI 7

Vote For 1

	TOTAL	VOTE %	Absentee	Early Voting	Election Day
Nancy Mulder	41	100.00%	0	13	28
Total Votes Cast	41	100.00%	0	13	28
Overvotes	0		0	0	0
Undervotes	8		0	1	7

DEM Judge, Ct of Crim App, PI 8

Vote For 1

	TOTAL	VOTE %	Absentee	Early Voting	Election Day
Chika Anyiam	38	100.00%	0	13	25
Total Votes Cast	38	100.00%	0	13	25
Overvotes	0		0	0	0
Undervotes	11		0	1	10

DEM County Commissioner Pct 3

Vote For 1

	TOTAL	VOTE %	Absentee	Early Voting	Election Day
Dave Hansen	16	33.33%	0	3	13
Edith Mayfield Wilson	32	66.67%	0	10	22
Total Votes Cast	48	100.00%	0	13	35
Overvotes	0		0	0	0
Undervotes	1		0	1	0

DEM County Chair

Vote For 1

	TOTAL	VOTE %	Absentee	Early Voting	Election Day
Hector Garza	42	100.00%	0	12	30
Total Votes Cast	42	100.00%	0	12	30
Overvotes	0		0	0	0
Undervotes	7		0	2	5

Precinct 0008

Statistics

	TOTAL	Absentee	Early Voting	Election Day
Registered Voters - Total	1,637			
Ballots Cast - Total	401	11	108	282
Ballots Cast - Republican Party	367	10	104	253
Ballots Cast - Democratic Party	34	1	4	29
Ballots Cast - Blank	0	0	0	0
Voter Turnout - Total	24.50%			
Voter Turnout - Republican Party	0.00%			
Voter Turnout - Democratic Party	0.00%			

REP President

Vote For 1

	TOTAL	VOTE %	Absentee	Early Voting	Election Day
Asa Hutchinson	0	0.00%	0	0	0
Donald J. Trump	326	89.07%	9	93	224
Ron DeSantis	10	2.73%	0	3	7
Vivek Ramaswamy	0	0.00%	0	0	0
David Stuckenberg	0	0.00%	0	0	0
Chris Christie	0	0.00%	0	0	0
Ryan L. Binkley	1	0.27%	0	0	1
Nikki Haley	25	6.83%	1	7	17
Uncommitted	4	1.09%	0	1	3
Total Votes Cast	366	100.00%	10	104	252
Overvotes	0		0	0	0
Undervotes	1		0	0	1

REP US Senator

Vote For 1

	TOTAL	VOTE %	Absentee	Early Voting	Election Day
R E (Rufus) Lopez	4	1.14%	0	1	3
Ted Cruz	337	96.29%	10	101	226
Holland "Redd" Gibson	9	2.57%	0	1	8
Total Votes Cast	350	100.00%	10	103	237
Overvotes	0		0	0	0
Undervotes	17		0	1	16

REP US Representative, Dist 1

Vote For 1

	TOTAL	VOTE %	Absentee	Early Voting	Election Day
Nathaniel Moran	271	100.00%	9	88	174
Total Votes Cast	271	100.00%	9	88	174
Overvotes	0		0	0	0
Undervotes	96		1	16	79

Precinct 0008

REP Railroad Commissioner

Vote For 1

	TOTAL	VOTE %	Absentee	Early Voting	Election Day
Corey Howell	39	12.87%	1	8	30
Petra Reyes	10	3.30%	0	5	5
Christie Clark	42	13.86%	1	12	29
James "Jim" Matlock	63	20.79%	2	21	40
Christi Craddick	149	49.17%	5	43	101
Total Votes Cast	303	100.00%	9	89	205
Overvotes	0		0	0	0
Undervotes	64		1	15	48

REP Justice, Supreme Court, PI 2

Vote For 1

	TOTAL	VOTE %	Absentee	Early Voting	Election Day
Jimmy Blacklock	270	100.00%	7	83	180
Total Votes Cast	270	100.00%	7	83	180
Overvotes	0		0	0	0
Undervotes	97		3	21	73

REP Justice, Supreme Court, PI 4

Vote For 1

	TOTAL	VOTE %	Absentee	Early Voting	Election Day
John Devine	147	50.69%	5	43	99
Brian Walker	143	49.31%	4	39	100
Total Votes Cast	290	100.00%	9	82	199
Overvotes	0		0	0	0
Undervotes	77		1	22	54

REP Justice, Supreme Court, PI 6

Vote For 1

	TOTAL	VOTE %	Absentee	Early Voting	Election Day
Jane Bland	243	100.00%	7	75	161
Total Votes Cast	243	100.00%	7	75	161
Overvotes	0		0	0	0
Undervotes	124		3	29	92

REP Presiding Judge, Ct of Crim App

Vote For 1

	TOTAL	VOTE %	Absentee	Early Voting	Election Day
David J. Schenck	195	66.10%	7	58	130
Sharon Keller	100	33.90%	3	29	68
Total Votes Cast	295	100.00%	10	87	198
Overvotes	0		0	0	0
Undervotes	72		0	17	55

Precinct 0008

REP Judge, Ct of Crim App, PI 7

Vote For 1

	TOTAL	VOTE %	Absentee	Early Voting	Election Day
Gina Parker	199	71.33%	8	52	139
Barbara Parker Hervey	80	28.67%	1	31	48
Total Votes Cast	279	100.00%	9	83	187
Overvotes	0		0	0	0
Undervotes	88		1	21	66

REP Judge, Ct of Crim App, PI 8

Vote For 1

	TOTAL	VOTE %	Absentee	Early Voting	Election Day
Lee Finley	151	56.55%	4	37	110
Michelle Slaughter	116	43.45%	3	40	73
Total Votes Cast	267	100.00%	7	77	183
Overvotes	0		0	0	0
Undervotes	100		3	27	70

REP State Representative, Dist 5

Vote For 1

	TOTAL	VOTE %	Absentee	Early Voting	Election Day
Jeff Fletcher	73	22.12%	3	23	47
Cole Hefner	230	69.70%	6	70	154
Dewey Collier	27	8.18%	1	6	20
Total Votes Cast	330	100.00%	10	99	221
Overvotes	0		0	0	0
Undervotes	37		0	5	32

REP Justice, 12th Ct of Appeals District, PI 3

Vote For 1

	TOTAL	VOTE %	Absentee	Early Voting	Election Day
Greg Neeley	255	100.00%	7	80	168
Total Votes Cast	255	100.00%	7	80	168
Overvotes	0		0	0	0
Undervotes	112		3	24	85

REP Dist Judge, 7th Judicial Dist

Vote For 1

	TOTAL	VOTE %	Absentee	Early Voting	Election Day
Kerry L. Russell	263	100.00%	8	81	174
Total Votes Cast	263	100.00%	8	81	174
Overvotes	0		0	0	0
Undervotes	104		2	23	79

Precinct 0008

REP Dist Judge, 114th Judicial Dist

Vote For 1

	TOTAL	VOTE %		Absentee	Early Voting	Election Day
Austin Reeve Jackson	262	100.00%	<div style="width: 100%; height: 10px; background-color: #ffc107;"></div>	8	81	173
Total Votes Cast	262	100.00%	<div style="width: 100%; height: 10px; background-color: #ffc107;"></div>	8	81	173
Overvotes	0			0	0	0
Undervotes	105			2	23	80

REP Dist Judge, 475th Judicial Dist

Vote For 1

	TOTAL	VOTE %		Absentee	Early Voting	Election Day
Taylor Heaton	254	100.00%	<div style="width: 100%; height: 10px; background-color: #ffc107;"></div>	7	80	167
Total Votes Cast	254	100.00%	<div style="width: 100%; height: 10px; background-color: #ffc107;"></div>	7	80	167
Overvotes	0			0	0	0
Undervotes	113			3	24	86

REP Judge, Co Court at Law No. 2, Unexp

Vote For 1

	TOTAL	VOTE %		Absentee	Early Voting	Election Day
Sara Maynard	156	52.88%	<div style="width: 52.88%; height: 10px; background-color: #ffc107;"></div>	8	48	100
Amy McCullough	139	47.12%	<div style="width: 47.12%; height: 10px; background-color: #ffc107;"></div>	2	37	100
Total Votes Cast	295	100.00%	<div style="width: 100%; height: 10px; background-color: #ffc107;"></div>	10	85	200
Overvotes	0			0	0	0
Undervotes	72			0	19	53

REP Sheriff

Vote For 1

	TOTAL	VOTE %		Absentee	Early Voting	Election Day
Chris V Green	123	34.84%	<div style="width: 34.84%; height: 10px; background-color: #ffc107;"></div>	2	34	87
Larry R. Smith	230	65.16%	<div style="width: 65.16%; height: 10px; background-color: #ffc107;"></div>	8	68	154
Total Votes Cast	353	100.00%	<div style="width: 100%; height: 10px; background-color: #ffc107;"></div>	10	102	241
Overvotes	0			0	0	0
Undervotes	14			0	2	12

REP County Tax Assessor-Collector

Vote For 1

	TOTAL	VOTE %		Absentee	Early Voting	Election Day
Gary B Barber	294	100.00%	<div style="width: 100%; height: 10px; background-color: #ffc107;"></div>	9	84	201
Total Votes Cast	294	100.00%	<div style="width: 100%; height: 10px; background-color: #ffc107;"></div>	9	84	201
Overvotes	0			0	0	0
Undervotes	73			1	20	52

Precinct 0008

REP County Commissioner Pct 3

Vote For 1

	TOTAL	VOTE %	Absentee	Early Voting	Election Day
Rusty Smith	92	29.30%	2	18	72
J. Scott Herod	128	40.76%	6	44	78
Terry Phillips	94	29.94%	2	27	65
Total Votes Cast	314	100.00%	10	89	215
Overvotes	0		0	0	0
Undervotes	53		0	15	38

REP Constable Pct 4

Vote For 1

	TOTAL	VOTE %	Absentee	Early Voting	Election Day
Josh Joplin	278	100.00%	8	87	183
Total Votes Cast	278	100.00%	8	87	183
Overvotes	0		0	0	0
Undervotes	89		2	17	70

REP County Chair

Vote For 1

	TOTAL	VOTE %	Absentee	Early Voting	Election Day
David Stein	149	55.39%	1	49	99
Kevin McCall	120	44.61%	5	29	86
Total Votes Cast	269	100.00%	6	78	185
Overvotes	0		0	0	0
Undervotes	98		4	26	68

REP Proposition 1

Vote For 1

	TOTAL	VOTE %	Absentee	Early Voting	Election Day
YES	313	86.94%	9	87	217
NO	47	13.06%	1	16	30
Total Votes Cast	360	100.00%	10	103	247
Overvotes	0		0	0	0
Undervotes	7		0	1	6

REP Proposition 2

Vote For 1

	TOTAL	VOTE %	Absentee	Early Voting	Election Day
YES	358	98.08%	10	103	245
NO	7	1.92%	0	1	6
Total Votes Cast	365	100.00%	10	104	251
Overvotes	0		0	0	0
Undervotes	2		0	0	2

Precinct 0008

REP Proposition 3

Vote For 1

	TOTAL	VOTE %	Absentee	Early Voting	Election Day
YES	341	94.46%	8	101	232
NO	20	5.54%	1	3	16
Total Votes Cast	361	100.00%	9	104	248
Overvotes	0		0	0	0
Undervotes	6		1	0	5

REP Proposition 4

Vote For 1

	TOTAL	VOTE %	Absentee	Early Voting	Election Day
YES	351	95.90%	10	99	242
NO	15	4.10%	0	5	10
Total Votes Cast	366	100.00%	10	104	252
Overvotes	0		0	0	0
Undervotes	1		0	0	1

REP Proposition 5

Vote For 1

	TOTAL	VOTE %	Absentee	Early Voting	Election Day
YES	340	93.66%	9	98	233
NO	23	6.34%	1	6	16
Total Votes Cast	363	100.00%	10	104	249
Overvotes	0		0	0	0
Undervotes	4		0	0	4

REP Proposition 6

Vote For 1

	TOTAL	VOTE %	Absentee	Early Voting	Election Day
YES	321	89.92%	9	88	224
NO	36	10.08%	0	14	22
Total Votes Cast	357	100.00%	9	102	246
Overvotes	0		0	0	0
Undervotes	10		1	2	7

REP Proposition 7

Vote For 1

	TOTAL	VOTE %	Absentee	Early Voting	Election Day
YES	298	86.38%	8	86	204
NO	47	13.62%	0	14	33
Total Votes Cast	345	100.00%	8	100	237
Overvotes	0		0	0	0
Undervotes	22		2	4	16

Precinct 0008

REP Proposition 8

Vote For 1

	TOTAL	VOTE %	Absentee	Early Voting	Election Day
YES	350	96.95%	10	102	238
NO	11	3.05%	0	2	9
Total Votes Cast	361	100.00%	10	104	247
Overvotes	0		0	0	0
Undervotes	6		0	0	6

REP Proposition 9

Vote For 1

	TOTAL	VOTE %	Absentee	Early Voting	Election Day
YES	280	78.65%	8	83	189
NO	76	21.35%	1	21	54
Total Votes Cast	356	100.00%	9	104	243
Overvotes	0		0	0	0
Undervotes	11		1	0	10

REP Proposition 10

Vote For 1

	TOTAL	VOTE %	Absentee	Early Voting	Election Day
YES	343	96.35%	10	101	232
NO	13	3.65%	0	1	12
Total Votes Cast	356	100.00%	10	102	244
Overvotes	0		0	0	0
Undervotes	11		0	2	9

REP Proposition 11

Vote For 1

	TOTAL	VOTE %	Absentee	Early Voting	Election Day
YES	287	80.62%	9	79	199
NO	69	19.38%	0	24	45
Total Votes Cast	356	100.00%	9	103	244
Overvotes	0		0	0	0
Undervotes	11		1	1	9

REP Proposition 12

Vote For 1

	TOTAL	VOTE %	Absentee	Early Voting	Election Day
YES	363	99.45%	10	104	249
NO	2	0.55%	0	0	2
Total Votes Cast	365	100.00%	10	104	251
Overvotes	0		0	0	0
Undervotes	2		0	0	2

Precinct 0008

REP Proposition 13

Vote For 1

	TOTAL	VOTE %	Absentee	Early Voting	Election Day
YES	359	98.63%	9	104	246
NO	5	1.37%	0	0	5
Total Votes Cast	364	100.00%	9	104	251
Overvotes	0		0	0	0
Undervotes	3		1	0	2

DEM President

Vote For 1

	TOTAL	VOTE %	Absentee	Early Voting	Election Day
Gabriel A. Cornejo	1	2.94%	0	0	1
Joseph R. Biden Jr.	28	82.35%	1	4	23
Star Locke	1	2.94%	0	0	1
Dean Phillips	2	5.88%	0	0	2
Armando "Mando" Perez-Serrato	1	2.94%	0	0	1
Marianne Williamson	1	2.94%	0	0	1
Frankie Lozada	0	0.00%	0	0	0
Cenk Uygur	0	0.00%	0	0	0
Total Votes Cast	34	100.00%	1	4	29
Overvotes	0		0	0	0
Undervotes	0		0	0	0

DEM US Senator

Vote For 1

	TOTAL	VOTE %	Absentee	Early Voting	Election Day
Carl Oscar Sherman	5	16.13%	0	0	5
Meri Gomez	2	6.45%	0	0	2
Heli Rodriguez Prilliman	0	0.00%	0	0	0
Colin Allred	12	38.71%	0	2	10
Roland Gutierrez	3	9.68%	0	0	3
A. "Robert" Hassan	2	6.45%	0	0	2
Steven J. Keough	1	3.23%	0	0	1
Thierry Tchenko	3	9.68%	1	1	1
Mark Gonzalez	3	9.68%	0	1	2
Total Votes Cast	31	100.00%	1	4	26
Overvotes	0		0	0	0
Undervotes	3		0	0	3

Precinct 0008

DEM Railroad Commissioner

Vote For 1

	TOTAL	VOTE %	Absentee	Early Voting	Election Day
Katherine Culbert	20	64.52%	1	1	18
Bill Burch	11	35.48%	0	3	8
Total Votes Cast	31	100.00%	1	4	26
Overvotes	0		0	0	0
Undervotes	3		0	0	3

DEM Justice, Supreme Court, PI 2

Vote For 1

	TOTAL	VOTE %	Absentee	Early Voting	Election Day
DaSean Jones	27	81.82%	1	3	23
Randy Sarosdy	6	18.18%	0	1	5
Total Votes Cast	33	100.00%	1	4	28
Overvotes	0		0	0	0
Undervotes	1		0	0	1

DEM Justice, Supreme Court, PI 4

Vote For 1

	TOTAL	VOTE %	Absentee	Early Voting	Election Day
Christine Vinh Weems	26	100.00%	1	4	21
Total Votes Cast	26	100.00%	1	4	21
Overvotes	0		0	0	0
Undervotes	8		0	0	8

DEM Justice, Supreme Court, PI 6

Vote For 1

	TOTAL	VOTE %	Absentee	Early Voting	Election Day
Joe Pool	12	38.71%	0	1	11
Bonnie Lee Goldstein	19	61.29%	1	3	15
Total Votes Cast	31	100.00%	1	4	26
Overvotes	0		0	0	0
Undervotes	3		0	0	3

DEM Presiding Judge, Ct of Crim App

Vote For 1

	TOTAL	VOTE %	Absentee	Early Voting	Election Day
Holly Taylor	27	100.00%	1	4	22
Total Votes Cast	27	100.00%	1	4	22
Overvotes	0		0	0	0
Undervotes	7		0	0	7

Precinct 0008

DEM Judge, Ct of Crim App, PI 7

Vote For 1

	TOTAL	VOTE %	Absentee	Early Voting	Election Day
Nancy Mulder	27	100.00%	1	4	22
Total Votes Cast	27	100.00%	1	4	22
Overvotes	0		0	0	0
Undervotes	7		0	0	7

DEM Judge, Ct of Crim App, PI 8

Vote For 1

	TOTAL	VOTE %	Absentee	Early Voting	Election Day
Chika Anyiam	26	100.00%	1	4	21
Total Votes Cast	26	100.00%	1	4	21
Overvotes	0		0	0	0
Undervotes	8		0	0	8

DEM County Commissioner Pct 3

Vote For 1

	TOTAL	VOTE %	Absentee	Early Voting	Election Day
Dave Hansen	7	21.88%	0	1	6
Edith Mayfield Wilson	25	78.12%	1	3	21
Total Votes Cast	32	100.00%	1	4	27
Overvotes	0		0	0	0
Undervotes	2		0	0	2

DEM County Chair

Vote For 1

	TOTAL	VOTE %	Absentee	Early Voting	Election Day
Hector Garza	28	100.00%	1	4	23
Total Votes Cast	28	100.00%	1	4	23
Overvotes	0		0	0	0
Undervotes	6		0	0	6

Precinct 0009

Statistics

	TOTAL	Absentee	Early Voting	Election Day
Registered Voters - Total	360			
Ballots Cast - Total	50	5	19	26
Ballots Cast - Republican Party	21	0	4	17
Ballots Cast - Democratic Party	29	5	15	9
Ballots Cast - Blank	0	0	0	0
Voter Turnout - Total	13.89%			
Voter Turnout - Republican Party	0.00%			
Voter Turnout - Democratic Party	0.00%			

REP President

Vote For 1

	TOTAL	VOTE %	Absentee	Early Voting	Election Day
Asa Hutchinson	0	0.00%	0	0	0
Donald J. Trump	18	90.00%	0	4	14
Ron DeSantis	0	0.00%	0	0	0
Vivek Ramaswamy	1	5.00%	0	0	1
David Stuckenberg	0	0.00%	0	0	0
Chris Christie	0	0.00%	0	0	0
Ryan L. Binkley	0	0.00%	0	0	0
Nikki Haley	1	5.00%	0	0	1
Uncommitted	0	0.00%	0	0	0
Total Votes Cast	20	100.00%	0	4	16
Overvotes	0		0	0	0
Undervotes	1		0	0	1

REP US Senator

Vote For 1

	TOTAL	VOTE %	Absentee	Early Voting	Election Day
R E (Rufus) Lopez	1	5.00%	0	0	1
Ted Cruz	18	90.00%	0	3	15
Holland "Redd" Gibson	1	5.00%	0	0	1
Total Votes Cast	20	100.00%	0	3	17
Overvotes	0		0	0	0
Undervotes	1		0	1	0

REP US Representative, Dist 1

Vote For 1

	TOTAL	VOTE %	Absentee	Early Voting	Election Day
Nathaniel Moran	10	100.00%	0	2	8
Total Votes Cast	10	100.00%	0	2	8
Overvotes	0		0	0	0
Undervotes	11		0	2	9

Precinct 0009

REP Railroad Commissioner

Vote For 1

	TOTAL	VOTE %	Absentee	Early Voting	Election Day
Corey Howell	3	23.08%	0	0	3
Petra Reyes	2	15.38%	0	0	2
Christie Clark	0	0.00%	0	0	0
James "Jim" Matlock	6	46.15%	0	0	6
Christi Craddick	2	15.38%	0	0	2
Total Votes Cast	13	100.00%	0	0	13
Overvotes	0		0	0	0
Undervotes	8		0	4	4

REP Justice, Supreme Court, PI 2

Vote For 1

	TOTAL	VOTE %	Absentee	Early Voting	Election Day
Jimmy Blacklock	10	100.00%	0	0	10
Total Votes Cast	10	100.00%	0	0	10
Overvotes	0		0	0	0
Undervotes	11		0	4	7

REP Justice, Supreme Court, PI 4

Vote For 1

	TOTAL	VOTE %	Absentee	Early Voting	Election Day
John Devine	6	60.00%	0	0	6
Brian Walker	4	40.00%	0	0	4
Total Votes Cast	10	100.00%	0	0	10
Overvotes	0		0	0	0
Undervotes	11		0	4	7

REP Justice, Supreme Court, PI 6

Vote For 1

	TOTAL	VOTE %	Absentee	Early Voting	Election Day
Jane Bland	10	100.00%	0	0	10
Total Votes Cast	10	100.00%	0	0	10
Overvotes	0		0	0	0
Undervotes	11		0	4	7

REP Presiding Judge, Ct of Crim App

Vote For 1

	TOTAL	VOTE %	Absentee	Early Voting	Election Day
David J. Schenck	13	76.47%	0	2	11
Sharon Keller	4	23.53%	0	0	4
Total Votes Cast	17	100.00%	0	2	15
Overvotes	0		0	0	0
Undervotes	4		0	2	2

Precinct 0009

REP Judge, Ct of Crim App, PI 7

Vote For 1

	TOTAL	VOTE %	Absentee	Early Voting	Election Day
Gina Parker	10	66.67%	0	2	8
Barbara Parker Hervey	5	33.33%	0	0	5
Total Votes Cast	15	100.00%	0	2	13
Overvotes	0		0	0	0
Undervotes	6		0	2	4

REP Judge, Ct of Crim App, PI 8

Vote For 1

	TOTAL	VOTE %	Absentee	Early Voting	Election Day
Lee Finley	11	73.33%	0	2	9
Michelle Slaughter	4	26.67%	0	0	4
Total Votes Cast	15	100.00%	0	2	13
Overvotes	0		0	0	0
Undervotes	6		0	2	4

REP State Representative, Dist 6

Vote For 1

	TOTAL	VOTE %	Absentee	Early Voting	Election Day
Daniel Alders	10	100.00%	0	0	10
Total Votes Cast	10	100.00%	0	0	10
Overvotes	0		0	0	0
Undervotes	11		0	4	7

REP Justice, 12th Ct of Appeals District, PI 3

Vote For 1

	TOTAL	VOTE %	Absentee	Early Voting	Election Day
Greg Neeley	11	100.00%	0	0	11
Total Votes Cast	11	100.00%	0	0	11
Overvotes	0		0	0	0
Undervotes	10		0	4	6

REP Dist Judge, 7th Judicial Dist

Vote For 1

	TOTAL	VOTE %	Absentee	Early Voting	Election Day
Kerry L. Russell	13	100.00%	0	1	12
Total Votes Cast	13	100.00%	0	1	12
Overvotes	0		0	0	0
Undervotes	8		0	3	5

Precinct 0009

REP Dist Judge, 114th Judicial Dist

Vote For 1

	TOTAL	VOTE %		Absentee	Early Voting	Election Day
Austin Reeve Jackson	12	100.00%	<div style="width: 100%; height: 10px; background-color: #ffc107;"></div>	0	1	11
Total Votes Cast	12	100.00%	<div style="width: 100%; height: 10px; background-color: #ffc107;"></div>	0	1	11
Overvotes	0			0	0	0
Undervotes	9			0	3	6

REP Dist Judge, 475th Judicial Dist

Vote For 1

	TOTAL	VOTE %		Absentee	Early Voting	Election Day
Taylor Heaton	11	100.00%	<div style="width: 100%; height: 10px; background-color: #ffc107;"></div>	0	1	10
Total Votes Cast	11	100.00%	<div style="width: 100%; height: 10px; background-color: #ffc107;"></div>	0	1	10
Overvotes	0			0	0	0
Undervotes	10			0	3	7

REP Judge, Co Court at Law No. 2, Unexp

Vote For 1

	TOTAL	VOTE %		Absentee	Early Voting	Election Day
Sara Maynard	7	53.85%	<div style="width: 53.85%; height: 10px; background-color: #ffc107;"></div>	0	0	7
Amy McCullough	6	46.15%	<div style="width: 46.15%; height: 10px; background-color: #ffc107;"></div>	0	1	5
Total Votes Cast	13	100.00%	<div style="width: 100%; height: 10px; background-color: #ffc107;"></div>	0	1	12
Overvotes	0			0	0	0
Undervotes	8			0	3	5

REP Sheriff

Vote For 1

	TOTAL	VOTE %		Absentee	Early Voting	Election Day
Chris V Green	7	43.75%	<div style="width: 43.75%; height: 10px; background-color: #ffc107;"></div>	0	2	5
Larry R. Smith	9	56.25%	<div style="width: 56.25%; height: 10px; background-color: #ffc107;"></div>	0	0	9
Total Votes Cast	16	100.00%	<div style="width: 100%; height: 10px; background-color: #ffc107;"></div>	0	2	14
Overvotes	0			0	0	0
Undervotes	5			0	2	3

REP County Tax Assessor-Collector

Vote For 1

	TOTAL	VOTE %		Absentee	Early Voting	Election Day
Gary B Barber	13	100.00%	<div style="width: 100%; height: 10px; background-color: #ffc107;"></div>	0	2	11
Total Votes Cast	13	100.00%	<div style="width: 100%; height: 10px; background-color: #ffc107;"></div>	0	2	11
Overvotes	0			0	0	0
Undervotes	8			0	2	6

Precinct 0009

REP County Chair

Vote For 1

	TOTAL	VOTE %	Absentee	Early Voting	Election Day
David Stein	7	70.00%	0	0	7
Kevin McCall	3	30.00%	0	0	3
Total Votes Cast	10	100.00%	0	0	10
Overvotes	0		0	0	0
Undervotes	11		0	4	7

REP Proposition 1

Vote For 1

	TOTAL	VOTE %	Absentee	Early Voting	Election Day
YES	16	88.89%	0	2	14
NO	2	11.11%	0	0	2
Total Votes Cast	18	100.00%	0	2	16
Overvotes	0		0	0	0
Undervotes	3		0	2	1

REP Proposition 2

Vote For 1

	TOTAL	VOTE %	Absentee	Early Voting	Election Day
YES	18	90.00%	0	4	14
NO	2	10.00%	0	0	2
Total Votes Cast	20	100.00%	0	4	16
Overvotes	0		0	0	0
Undervotes	1		0	0	1

REP Proposition 3

Vote For 1

	TOTAL	VOTE %	Absentee	Early Voting	Election Day
YES	16	80.00%	0	4	12
NO	4	20.00%	0	0	4
Total Votes Cast	20	100.00%	0	4	16
Overvotes	0		0	0	0
Undervotes	1		0	0	1

REP Proposition 4

Vote For 1

	TOTAL	VOTE %	Absentee	Early Voting	Election Day
YES	14	70.00%	0	4	10
NO	6	30.00%	0	0	6
Total Votes Cast	20	100.00%	0	4	16
Overvotes	0		0	0	0
Undervotes	1		0	0	1

Precinct 0009

REP Proposition 5

Vote For 1

	TOTAL	VOTE %		Absentee	Early Voting	Election Day
YES	15	78.95%		0	4	11
NO	4	21.05%		0	0	4
Total Votes Cast	19	100.00%		0	4	15
Overvotes	0			0	0	0
Undervotes	2			0	0	2

REP Proposition 6

Vote For 1

	TOTAL	VOTE %		Absentee	Early Voting	Election Day
YES	16	84.21%		0	3	13
NO	3	15.79%		0	0	3
Total Votes Cast	19	100.00%		0	3	16
Overvotes	0			0	0	0
Undervotes	2			0	1	1

REP Proposition 7

Vote For 1

	TOTAL	VOTE %		Absentee	Early Voting	Election Day
YES	12	85.71%		0	0	12
NO	2	14.29%		0	0	2
Total Votes Cast	14	100.00%		0	0	14
Overvotes	0			0	0	0
Undervotes	7			0	4	3

REP Proposition 8

Vote For 1

	TOTAL	VOTE %		Absentee	Early Voting	Election Day
YES	19	95.00%		0	4	15
NO	1	5.00%		0	0	1
Total Votes Cast	20	100.00%		0	4	16
Overvotes	0			0	0	0
Undervotes	1			0	0	1

REP Proposition 9

Vote For 1

	TOTAL	VOTE %		Absentee	Early Voting	Election Day
YES	12	60.00%		0	2	10
NO	8	40.00%		0	2	6
Total Votes Cast	20	100.00%		0	4	16
Overvotes	0			0	0	0
Undervotes	1			0	0	1

Precinct 0009

REP Proposition 10

Vote For 1

	TOTAL	VOTE %	Absentee	Early Voting	Election Day
YES	18	94.74%	0	4	14
NO	1	5.26%	0	0	1
Total Votes Cast	19	100.00%	0	4	15
Overvotes	0		0	0	0
Undervotes	2		0	0	2

REP Proposition 11

Vote For 1

	TOTAL	VOTE %	Absentee	Early Voting	Election Day
YES	18	94.74%	0	3	15
NO	1	5.26%	0	0	1
Total Votes Cast	19	100.00%	0	3	16
Overvotes	0		0	0	0
Undervotes	2		0	1	1

REP Proposition 12

Vote For 1

	TOTAL	VOTE %	Absentee	Early Voting	Election Day
YES	20	100.00%	0	4	16
NO	0	0.00%	0	0	0
Total Votes Cast	20	100.00%	0	4	16
Overvotes	0		0	0	0
Undervotes	1		0	0	1

REP Proposition 13

Vote For 1

	TOTAL	VOTE %	Absentee	Early Voting	Election Day
YES	19	95.00%	0	4	15
NO	1	5.00%	0	0	1
Total Votes Cast	20	100.00%	0	4	16
Overvotes	0		0	0	0
Undervotes	1		0	0	1

Precinct 0009

DEM President

Vote For 1

	TOTAL	VOTE %	Absentee	Early Voting	Election Day
Gabriel A. Cornejo	2	7.14%	0	2	0
Joseph R. Biden Jr.	21	75.00%	5	12	4
Star Locke	2	7.14%	0	0	2
Dean Phillips	1	3.57%	0	1	0
Armando "Mando" Perez-Serrato	0	0.00%	0	0	0
Marianne Williamson	2	7.14%	0	0	2
Frankie Lozada	0	0.00%	0	0	0
Cenk Uygur	0	0.00%	0	0	0
Total Votes Cast	28	100.00%	5	15	8
Overvotes	0		0	0	0
Undervotes	1		0	0	1

DEM US Senator

Vote For 1

	TOTAL	VOTE %	Absentee	Early Voting	Election Day
Carl Oscar Sherman	2	6.90%	0	0	2
Meri Gomez	1	3.45%	0	0	1
Heli Rodriguez Prilliman	1	3.45%	0	0	1
Colin Allred	19	65.52%	5	12	2
Roland Gutierrez	1	3.45%	0	0	1
A. "Robert" Hassan	1	3.45%	0	1	0
Steven J. Keough	0	0.00%	0	0	0
Thierry Tchenko	0	0.00%	0	0	0
Mark Gonzalez	4	13.79%	0	2	2
Total Votes Cast	29	100.00%	5	15	9
Overvotes	0		0	0	0
Undervotes	0		0	0	0

DEM Railroad Commissioner

Vote For 1

	TOTAL	VOTE %	Absentee	Early Voting	Election Day
Katherine Culbert	15	62.50%	1	8	6
Bill Burch	9	37.50%	1	5	3
Total Votes Cast	24	100.00%	2	13	9
Overvotes	0		0	0	0
Undervotes	5		3	2	0

Precinct 0009

DEM Justice, Supreme Court, PI 2

Vote For 1

	TOTAL	VOTE %	Absentee	Early Voting	Election Day
DaSean Jones	23	92.00%	2	14	7
Randy Sarosdy	2	8.00%	0	0	2
Total Votes Cast	25	100.00%	2	14	9
Overvotes	0		0	0	0
Undervotes	4		3	1	0

DEM Justice, Supreme Court, PI 4

Vote For 1

	TOTAL	VOTE %	Absentee	Early Voting	Election Day
Christine Vinh Weems	21	100.00%	2	12	7
Total Votes Cast	21	100.00%	2	12	7
Overvotes	0		0	0	0
Undervotes	8		3	3	2

DEM Justice, Supreme Court, PI 6

Vote For 1

	TOTAL	VOTE %	Absentee	Early Voting	Election Day
Joe Pool	12	48.00%	1	8	3
Bonnie Lee Goldstein	13	52.00%	1	6	6
Total Votes Cast	25	100.00%	2	14	9
Overvotes	0		0	0	0
Undervotes	4		3	1	0

DEM Presiding Judge, Ct of Crim App

Vote For 1

	TOTAL	VOTE %	Absentee	Early Voting	Election Day
Holly Taylor	23	100.00%	2	13	8
Total Votes Cast	23	100.00%	2	13	8
Overvotes	0		0	0	0
Undervotes	6		3	2	1

DEM Judge, Ct of Crim App, PI 7

Vote For 1

	TOTAL	VOTE %	Absentee	Early Voting	Election Day
Nancy Mulder	20	100.00%	2	12	6
Total Votes Cast	20	100.00%	2	12	6
Overvotes	0		0	0	0
Undervotes	9		3	3	3

Precinct 0009

DEM Judge, Ct of Crim App, PI 8

Vote For 1

	TOTAL	VOTE %		Absentee	Early Voting	Election Day
Chika Anyiam	20	100.00%	<div style="width: 100%; height: 10px; background-color: #ffc107;"></div>	2	12	6
Total Votes Cast	20	100.00%	<div style="width: 100%; height: 10px; background-color: #ffc107;"></div>	2	12	6
Overvotes	0			0	0	0
Undervotes	9			3	3	3

DEM State Representative, Dist 6

Vote For 1

	TOTAL	VOTE %		Absentee	Early Voting	Election Day
Cody J Grace	20	100.00%	<div style="width: 100%; height: 10px; background-color: #ffc107;"></div>	2	12	6
Total Votes Cast	20	100.00%	<div style="width: 100%; height: 10px; background-color: #ffc107;"></div>	2	12	6
Overvotes	0			0	0	0
Undervotes	9			3	3	3

DEM Constable Pct 1

Vote For 1

	TOTAL	VOTE %		Absentee	Early Voting	Election Day
Ralph Caraway Jr	20	71.43%	<div style="width: 71.43%; height: 10px; background-color: #ffc107;"></div>	5	8	7
Derrick P Holman	3	10.71%	<div style="width: 10.71%; height: 10px; background-color: #ffc107;"></div>	0	3	0
Willie Mims	5	17.86%	<div style="width: 17.86%; height: 10px; background-color: #ffc107;"></div>	0	4	1
Total Votes Cast	28	100.00%	<div style="width: 100%; height: 10px; background-color: #ffc107;"></div>	5	15	8
Overvotes	0			0	0	0
Undervotes	1			0	0	1

DEM County Chair

Vote For 1

	TOTAL	VOTE %		Absentee	Early Voting	Election Day
Hector Garza	22	100.00%	<div style="width: 100%; height: 10px; background-color: #ffc107;"></div>	4	12	6
Total Votes Cast	22	100.00%	<div style="width: 100%; height: 10px; background-color: #ffc107;"></div>	4	12	6
Overvotes	0			0	0	0
Undervotes	7			1	3	3

Precinct 0010

Statistics

	TOTAL	Absentee	Early Voting	Election Day
Registered Voters - Total	3,167			
Ballots Cast - Total	587	35	197	355
Ballots Cast - Republican Party	326	17	123	186
Ballots Cast - Democratic Party	261	18	74	169
Ballots Cast - Blank	0	0	0	0
Voter Turnout - Total	18.53%			
Voter Turnout - Republican Party	0.00%			
Voter Turnout - Democratic Party	0.00%			

REP President

Vote For 1

	TOTAL	VOTE %	Absentee	Early Voting	Election Day
Asa Hutchinson	0	0.00%	0	0	0
Donald J. Trump	285	87.42%	13	105	167
Ron DeSantis	2	0.61%	0	1	1
Vivek Ramaswamy	1	0.31%	0	0	1
David Stuckenberg	0	0.00%	0	0	0
Chris Christie	0	0.00%	0	0	0
Ryan L. Binkley	0	0.00%	0	0	0
Nikki Haley	32	9.82%	2	15	15
Uncommitted	6	1.84%	2	2	2
Total Votes Cast	326	100.00%	17	123	186
Overvotes	0		0	0	0
Undervotes	0		0	0	0

REP US Senator

Vote For 1

	TOTAL	VOTE %	Absentee	Early Voting	Election Day
R E (Rufus) Lopez	7	2.27%	0	1	6
Ted Cruz	292	94.81%	16	111	165
Holland "Redd" Gibson	9	2.92%	0	4	5
Total Votes Cast	308	100.00%	16	116	176
Overvotes	0		0	0	0
Undervotes	18		1	7	10

REP US Representative, Dist 1

Vote For 1

	TOTAL	VOTE %	Absentee	Early Voting	Election Day
Nathaniel Moran	245	100.00%	14	94	137
Total Votes Cast	245	100.00%	14	94	137
Overvotes	0		0	0	0
Undervotes	81		3	29	49

Precinct 0010

REP Railroad Commissioner

Vote For 1

	TOTAL	VOTE %	Absentee	Early Voting	Election Day
Corey Howell	35	13.01%	0	19	16
Petra Reyes	7	2.60%	0	2	5
Christie Clark	40	14.87%	1	14	25
James "Jim" Matlock	60	22.30%	5	12	43
Christi Craddick	127	47.21%	10	60	57
Total Votes Cast	269	100.00%	16	107	146
Overvotes	0		0	0	0
Undervotes	57		1	16	40

REP Justice, Supreme Court, PI 2

Vote For 1

	TOTAL	VOTE %	Absentee	Early Voting	Election Day
Jimmy Blacklock	238	100.00%	13	91	134
Total Votes Cast	238	100.00%	13	91	134
Overvotes	0		0	0	0
Undervotes	88		4	32	52

REP Justice, Supreme Court, PI 4

Vote For 1

	TOTAL	VOTE %	Absentee	Early Voting	Election Day
John Devine	113	45.02%	3	43	67
Brian Walker	138	54.98%	10	53	75
Total Votes Cast	251	100.00%	13	96	142
Overvotes	0		0	0	0
Undervotes	75		4	27	44

REP Justice, Supreme Court, PI 6

Vote For 1

	TOTAL	VOTE %	Absentee	Early Voting	Election Day
Jane Bland	212	100.00%	13	81	118
Total Votes Cast	212	100.00%	13	81	118
Overvotes	0		0	0	0
Undervotes	114		4	42	68

REP Presiding Judge, Ct of Crim App

Vote For 1

	TOTAL	VOTE %	Absentee	Early Voting	Election Day
David J. Schenck	177	68.60%	7	67	103
Sharon Keller	81	31.40%	8	30	43
Total Votes Cast	258	100.00%	15	97	146
Overvotes	0		0	0	0
Undervotes	68		2	26	40

Precinct 0010

REP Judge, Ct of Crim App, PI 7

Vote For 1

	TOTAL	VOTE %	Absentee	Early Voting	Election Day
Gina Parker	178	72.65%	11	67	100
Barbara Parker Hervey	67	27.35%	4	26	37
Total Votes Cast	245	100.00%	15	93	137
Overvotes	0		0	0	0
Undervotes	81		2	30	49

REP Judge, Ct of Crim App, PI 8

Vote For 1

	TOTAL	VOTE %	Absentee	Early Voting	Election Day
Lee Finley	137	57.56%	6	49	82
Michelle Slaughter	101	42.44%	8	37	56
Total Votes Cast	238	100.00%	14	86	138
Overvotes	0		0	0	0
Undervotes	88		3	37	48

REP State Representative, Dist 5

Vote For 1

	TOTAL	VOTE %	Absentee	Early Voting	Election Day
Jeff Fletcher	73	25.70%	4	35	34
Cole Hefner	187	65.85%	10	70	107
Dewey Collier	24	8.45%	2	6	16
Total Votes Cast	284	100.00%	16	111	157
Overvotes	0		0	0	0
Undervotes	42		1	12	29

REP Justice, 12th Ct of Appeals District, PI 3

Vote For 1

	TOTAL	VOTE %	Absentee	Early Voting	Election Day
Greg Neeley	219	100.00%	12	86	121
Total Votes Cast	219	100.00%	12	86	121
Overvotes	0		0	0	0
Undervotes	107		5	37	65

REP Dist Judge, 7th Judicial Dist

Vote For 1

	TOTAL	VOTE %	Absentee	Early Voting	Election Day
Kerry L. Russell	223	100.00%	12	89	122
Total Votes Cast	223	100.00%	12	89	122
Overvotes	0		0	0	0
Undervotes	103		5	34	64

Precinct 0010

REP Dist Judge, 114th Judicial Dist

Vote For 1

	TOTAL	VOTE %	Absentee	Early Voting	Election Day
Austin Reeve Jackson	227	100.00%	12	92	123
Total Votes Cast	227	100.00%	12	92	123
Overvotes	0		0	0	0
Undervotes	99		5	31	63

REP Dist Judge, 475th Judicial Dist

Vote For 1

	TOTAL	VOTE %	Absentee	Early Voting	Election Day
Taylor Heaton	226	100.00%	12	93	121
Total Votes Cast	226	100.00%	12	93	121
Overvotes	0		0	0	0
Undervotes	100		5	30	65

REP Judge, Co Court at Law No. 2, Unexp

Vote For 1

	TOTAL	VOTE %	Absentee	Early Voting	Election Day
Sara Maynard	157	58.80%	8	67	82
Amy McCullough	110	41.20%	7	39	64
Total Votes Cast	267	100.00%	15	106	146
Overvotes	0		0	0	0
Undervotes	59		2	17	40

REP Sheriff

Vote For 1

	TOTAL	VOTE %	Absentee	Early Voting	Election Day
Chris V Green	119	39.14%	2	37	80
Larry R. Smith	185	60.86%	14	82	89
Total Votes Cast	304	100.00%	16	119	169
Overvotes	0		0	0	0
Undervotes	22		1	4	17

REP County Tax Assessor-Collector

Vote For 1

	TOTAL	VOTE %	Absentee	Early Voting	Election Day
Gary B Barber	264	100.00%	14	103	147
Total Votes Cast	264	100.00%	14	103	147
Overvotes	0		0	0	0
Undervotes	62		3	20	39

Precinct 0010

REP County Commissioner Pct 3

Vote For 1

	TOTAL	VOTE %	Absentee	Early Voting	Election Day
Rusty Smith	70	25.36%	3	24	43
J. Scott Herod	135	48.91%	4	60	71
Terry Phillips	71	25.72%	7	29	35
Total Votes Cast	276	100.00%	14	113	149
Overvotes	0		0	0	0
Undervotes	50		3	10	37

REP Constable Pct 4

Vote For 1

	TOTAL	VOTE %	Absentee	Early Voting	Election Day
Josh Joplin	253	100.00%	14	99	140
Total Votes Cast	253	100.00%	14	99	140
Overvotes	0		0	0	0
Undervotes	73		3	24	46

REP County Chair

Vote For 1

	TOTAL	VOTE %	Absentee	Early Voting	Election Day
David Stein	152	64.14%	6	63	83
Kevin McCall	85	35.86%	6	32	47
Total Votes Cast	237	100.00%	12	95	130
Overvotes	0		0	0	0
Undervotes	89		5	28	56

REP Proposition 1

Vote For 1

	TOTAL	VOTE %	Absentee	Early Voting	Election Day
YES	267	84.76%	10	100	157
NO	48	15.24%	6	19	23
Total Votes Cast	315	100.00%	16	119	180
Overvotes	0		0	0	0
Undervotes	11		1	4	6

REP Proposition 2

Vote For 1

	TOTAL	VOTE %	Absentee	Early Voting	Election Day
YES	309	97.17%	16	117	176
NO	9	2.83%	0	3	6
Total Votes Cast	318	100.00%	16	120	182
Overvotes	0		0	0	0
Undervotes	8		1	3	4

Precinct 0010

REP Proposition 3

Vote For 1

	TOTAL	VOTE %	Absentee	Early Voting	Election Day
YES	302	94.97%	17	111	174
NO	16	5.03%	0	9	7
Total Votes Cast	318	100.00%	17	120	181
Overvotes	0		0	0	0
Undervotes	8		0	3	5

REP Proposition 4

Vote For 1

	TOTAL	VOTE %	Absentee	Early Voting	Election Day
YES	300	93.46%	16	113	171
NO	21	6.54%	1	8	12
Total Votes Cast	321	100.00%	17	121	183
Overvotes	0		0	0	0
Undervotes	5		0	2	3

REP Proposition 5

Vote For 1

	TOTAL	VOTE %	Absentee	Early Voting	Election Day
YES	292	92.11%	16	111	165
NO	25	7.89%	1	9	15
Total Votes Cast	317	100.00%	17	120	180
Overvotes	0		0	0	0
Undervotes	9		0	3	6

REP Proposition 6

Vote For 1

	TOTAL	VOTE %	Absentee	Early Voting	Election Day
YES	276	88.46%	14	103	159
NO	36	11.54%	3	14	19
Total Votes Cast	312	100.00%	17	117	178
Overvotes	0		0	0	0
Undervotes	14		0	6	8

REP Proposition 7

Vote For 1

	TOTAL	VOTE %	Absentee	Early Voting	Election Day
YES	249	84.12%	13	92	144
NO	47	15.88%	4	18	25
Total Votes Cast	296	100.00%	17	110	169
Overvotes	0		0	0	0
Undervotes	30		0	13	17

Precinct 0010

REP Proposition 8

Vote For 1

	TOTAL	VOTE %	Absentee	Early Voting	Election Day
YES	309	97.48%	17	117	175
NO	8	2.52%	0	2	6
Total Votes Cast	317	100.00%	17	119	181
Overvotes	0		0	0	0
Undervotes	9		0	4	5

REP Proposition 9

Vote For 1

	TOTAL	VOTE %	Absentee	Early Voting	Election Day
YES	240	77.42%	13	91	136
NO	70	22.58%	4	26	40
Total Votes Cast	310	100.00%	17	117	176
Overvotes	0		0	0	0
Undervotes	16		0	6	10

REP Proposition 10

Vote For 1

	TOTAL	VOTE %	Absentee	Early Voting	Election Day
YES	298	95.51%	17	113	168
NO	14	4.49%	0	4	10
Total Votes Cast	312	100.00%	17	117	178
Overvotes	0		0	0	0
Undervotes	14		0	6	8

REP Proposition 11

Vote For 1

	TOTAL	VOTE %	Absentee	Early Voting	Election Day
YES	259	81.70%	15	95	149
NO	58	18.30%	2	24	32
Total Votes Cast	317	100.00%	17	119	181
Overvotes	0		0	0	0
Undervotes	9		0	4	5

REP Proposition 12

Vote For 1

	TOTAL	VOTE %	Absentee	Early Voting	Election Day
YES	317	97.84%	17	121	179
NO	7	2.16%	0	0	7
Total Votes Cast	324	100.00%	17	121	186
Overvotes	0		0	0	0
Undervotes	2		0	2	0

Precinct 0010

REP Proposition 13

Vote For 1

	TOTAL	VOTE %	Absentee	Early Voting	Election Day
YES	314	97.52%	17	120	177
NO	8	2.48%	0	1	7
Total Votes Cast	322	100.00%	17	121	184
Overvotes	0		0	0	0
Undervotes	4		0	2	2

DEM President

Vote For 1

	TOTAL	VOTE %	Absentee	Early Voting	Election Day
Gabriel A. Cornejo	5	2.01%	0	1	4
Joseph R. Biden Jr.	227	91.16%	16	68	143
Star Locke	1	0.40%	0	0	1
Dean Phillips	10	4.02%	0	0	10
Armando "Mando" Perez-Serrato	0	0.00%	0	0	0
Marianne Williamson	5	2.01%	0	2	3
Frankie Lozada	1	0.40%	0	1	0
Cenk Uygur	0	0.00%	0	0	0
Total Votes Cast	249	100.00%	16	72	161
Overvotes	0		0	0	0
Undervotes	12		2	2	8

DEM US Senator

Vote For 1

	TOTAL	VOTE %	Absentee	Early Voting	Election Day
Carl Oscar Sherman	34	14.72%	1	13	20
Meri Gomez	17	7.36%	0	4	13
Heli Rodriguez Prilliman	8	3.46%	0	4	4
Colin Allred	118	51.08%	10	29	79
Roland Gutierrez	18	7.79%	1	9	8
A. "Robert" Hassan	9	3.90%	2	1	6
Steven J. Keough	4	1.73%	1	1	2
Thierry Tchenko	4	1.73%	0	1	3
Mark Gonzalez	19	8.23%	0	7	12
Total Votes Cast	231	100.00%	15	69	147
Overvotes	0		0	0	0
Undervotes	30		3	5	22

Precinct 0010

DEM Railroad Commissioner

Vote For 1

	TOTAL	VOTE %	Absentee	Early Voting	Election Day
Katherine Culbert	138	63.01%	14	38	86
Bill Burch	81	36.99%	3	23	55
Total Votes Cast	219	100.00%	17	61	141
Overvotes	0		0	0	0
Undervotes	42		1	13	28

DEM Justice, Supreme Court, PI 2

Vote For 1

	TOTAL	VOTE %	Absentee	Early Voting	Election Day
DaSean Jones	157	74.41%	12	47	98
Randy Sarosdy	54	25.59%	5	16	33
Total Votes Cast	211	100.00%	17	63	131
Overvotes	0		0	0	0
Undervotes	50		1	11	38

DEM Justice, Supreme Court, PI 4

Vote For 1

	TOTAL	VOTE %	Absentee	Early Voting	Election Day
Christine Vinh Weems	196	100.00%	15	55	126
Total Votes Cast	196	100.00%	15	55	126
Overvotes	0		0	0	0
Undervotes	65		3	19	43

DEM Justice, Supreme Court, PI 6

Vote For 1

	TOTAL	VOTE %	Absentee	Early Voting	Election Day
Joe Pool	76	34.86%	3	25	48
Bonnie Lee Goldstein	142	65.14%	13	41	88
Total Votes Cast	218	100.00%	16	66	136
Overvotes	0		0	0	0
Undervotes	43		2	8	33

DEM Presiding Judge, Ct of Crim App

Vote For 1

	TOTAL	VOTE %	Absentee	Early Voting	Election Day
Holly Taylor	189	100.00%	14	53	122
Total Votes Cast	189	100.00%	14	53	122
Overvotes	0		0	0	0
Undervotes	72		4	21	47

Precinct 0010

DEM Judge, Ct of Crim App, PI 7

Vote For 1

	TOTAL	VOTE %	Absentee	Early Voting	Election Day
Nancy Mulder	193	100.00%	15	53	125
Total Votes Cast	193	100.00%	15	53	125
Overvotes	0		0	0	0
Undervotes	68		3	21	44

DEM Judge, Ct of Crim App, PI 8

Vote For 1

	TOTAL	VOTE %	Absentee	Early Voting	Election Day
Chika Anyiam	187	100.00%	15	54	118
Total Votes Cast	187	100.00%	15	54	118
Overvotes	0		0	0	0
Undervotes	74		3	20	51

DEM County Commissioner Pct 3

Vote For 1

	TOTAL	VOTE %	Absentee	Early Voting	Election Day
Dave Hansen	26	10.36%	1	8	17
Edith Mayfield Wilson	225	89.64%	15	63	147
Total Votes Cast	251	100.00%	16	71	164
Overvotes	0		0	0	0
Undervotes	10		2	3	5

DEM County Chair

Vote For 1

	TOTAL	VOTE %	Absentee	Early Voting	Election Day
Hector Garza	191	100.00%	15	50	126
Total Votes Cast	191	100.00%	15	50	126
Overvotes	0		0	0	0
Undervotes	70		3	24	43

Precinct 0011

Statistics

	TOTAL	Absentee	Early Voting	Election Day
Registered Voters - Total	2,135			
Ballots Cast - Total	211	20	85	106
Ballots Cast - Republican Party	65	0	30	35
Ballots Cast - Democratic Party	146	20	55	71
Ballots Cast - Blank	0	0	0	0
Voter Turnout - Total	9.88%			
Voter Turnout - Republican Party	0.00%			
Voter Turnout - Democratic Party	0.00%			

REP President

Vote For 1

	TOTAL	VOTE %	Absentee	Early Voting	Election Day
Asa Hutchinson	0	0.00%	0	0	0
Donald J. Trump	52	80.00%	0	26	26
Ron DeSantis	2	3.08%	0	1	1
Vivek Ramaswamy	0	0.00%	0	0	0
David Stuckenberg	0	0.00%	0	0	0
Chris Christie	0	0.00%	0	0	0
Ryan L. Binkley	0	0.00%	0	0	0
Nikki Haley	9	13.85%	0	3	6
Uncommitted	2	3.08%	0	0	2
Total Votes Cast	65	100.00%	0	30	35
Overvotes	0		0	0	0
Undervotes	0		0	0	0

REP US Senator

Vote For 1

	TOTAL	VOTE %	Absentee	Early Voting	Election Day
R E (Rufus) Lopez	6	10.17%	0	1	5
Ted Cruz	52	88.14%	0	26	26
Holland "Redd" Gibson	1	1.69%	0	1	0
Total Votes Cast	59	100.00%	0	28	31
Overvotes	0		0	0	0
Undervotes	6		0	2	4

REP US Representative, Dist 1

Vote For 1

	TOTAL	VOTE %	Absentee	Early Voting	Election Day
Nathaniel Moran	46	100.00%	0	25	21
Total Votes Cast	46	100.00%	0	25	21
Overvotes	0		0	0	0
Undervotes	19		0	5	14

Precinct 0011

REP Railroad Commissioner

Vote For 1

	TOTAL	VOTE %	Absentee	Early Voting	Election Day
Corey Howell	9	19.57%	0	2	7
Petra Reyes	2	4.35%	0	0	2
Christie Clark	11	23.91%	0	6	5
James "Jim" Matlock	8	17.39%	0	5	3
Christi Craddick	16	34.78%	0	10	6
Total Votes Cast	46	100.00%	0	23	23
Overvotes	0		0	0	0
Undervotes	19		0	7	12

REP Justice, Supreme Court, PI 2

Vote For 1

	TOTAL	VOTE %	Absentee	Early Voting	Election Day
Jimmy Blacklock	37	100.00%	0	20	17
Total Votes Cast	37	100.00%	0	20	17
Overvotes	0		0	0	0
Undervotes	28		0	10	18

REP Justice, Supreme Court, PI 4

Vote For 1

	TOTAL	VOTE %	Absentee	Early Voting	Election Day
John Devine	17	41.46%	0	8	9
Brian Walker	24	58.54%	0	11	13
Total Votes Cast	41	100.00%	0	19	22
Overvotes	0		0	0	0
Undervotes	24		0	11	13

REP Justice, Supreme Court, PI 6

Vote For 1

	TOTAL	VOTE %	Absentee	Early Voting	Election Day
Jane Bland	32	100.00%	0	18	14
Total Votes Cast	32	100.00%	0	18	14
Overvotes	0		0	0	0
Undervotes	33		0	12	21

REP Presiding Judge, Ct of Crim App

Vote For 1

	TOTAL	VOTE %	Absentee	Early Voting	Election Day
David J. Schenck	30	66.67%	0	14	16
Sharon Keller	15	33.33%	0	8	7
Total Votes Cast	45	100.00%	0	22	23
Overvotes	0		0	0	0
Undervotes	20		0	8	12

Precinct 0011

REP Judge, Ct of Crim App, PI 7

Vote For 1

	TOTAL	VOTE %	Absentee	Early Voting	Election Day
Gina Parker	29	69.05%	0	13	16
Barbara Parker Hervey	13	30.95%	0	8	5
Total Votes Cast	42	100.00%	0	21	21
Overvotes	0		0	0	0
Undervotes	23		0	9	14

REP Judge, Ct of Crim App, PI 8

Vote For 1

	TOTAL	VOTE %	Absentee	Early Voting	Election Day
Lee Finley	21	52.50%	0	9	12
Michelle Slaughter	19	47.50%	0	9	10
Total Votes Cast	40	100.00%	0	18	22
Overvotes	0		0	0	0
Undervotes	25		0	12	13

REP State Representative, Dist 6

Vote For 1

	TOTAL	VOTE %	Absentee	Early Voting	Election Day
Daniel Alders	37	100.00%	0	19	18
Total Votes Cast	37	100.00%	0	19	18
Overvotes	0		0	0	0
Undervotes	28		0	11	17

REP Justice, 12th Ct of Appeals District, PI 3

Vote For 1

	TOTAL	VOTE %	Absentee	Early Voting	Election Day
Greg Neeley	36	100.00%	0	19	17
Total Votes Cast	36	100.00%	0	19	17
Overvotes	0		0	0	0
Undervotes	29		0	11	18

REP Dist Judge, 7th Judicial Dist

Vote For 1

	TOTAL	VOTE %	Absentee	Early Voting	Election Day
Kerry L. Russell	41	100.00%	0	22	19
Total Votes Cast	41	100.00%	0	22	19
Overvotes	0		0	0	0
Undervotes	24		0	8	16

Precinct 0011

REP Dist Judge, 114th Judicial Dist

Vote For 1

	TOTAL	VOTE %	Absentee	Early Voting	Election Day
Austin Reeve Jackson	42	100.00%	0	23	19
Total Votes Cast	42	100.00%	0	23	19
Overvotes	0		0	0	0
Undervotes	23		0	7	16

REP Dist Judge, 475th Judicial Dist

Vote For 1

	TOTAL	VOTE %	Absentee	Early Voting	Election Day
Taylor Heaton	39	100.00%	0	22	17
Total Votes Cast	39	100.00%	0	22	17
Overvotes	0		0	0	0
Undervotes	26		0	8	18

REP Judge, Co Court at Law No. 2, Unexp

Vote For 1

	TOTAL	VOTE %	Absentee	Early Voting	Election Day
Sara Maynard	24	48.00%	0	14	10
Amy McCullough	26	52.00%	0	12	14
Total Votes Cast	50	100.00%	0	26	24
Overvotes	0		0	0	0
Undervotes	15		0	4	11

REP Sheriff

Vote For 1

	TOTAL	VOTE %	Absentee	Early Voting	Election Day
Chris V Green	17	28.81%	0	6	11
Larry R. Smith	42	71.19%	0	22	20
Total Votes Cast	59	100.00%	0	28	31
Overvotes	0		0	0	0
Undervotes	6		0	2	4

REP County Tax Assessor-Collector

Vote For 1

	TOTAL	VOTE %	Absentee	Early Voting	Election Day
Gary B Barber	47	100.00%	0	25	22
Total Votes Cast	47	100.00%	0	25	22
Overvotes	0		0	0	0
Undervotes	18		0	5	13

Precinct 0011

REP County Chair

Vote For 1

	TOTAL	VOTE %	Absentee	Early Voting	Election Day
David Stein	30	66.67%	0	18	12
Kevin McCall	15	33.33%	0	4	11
Total Votes Cast	45	100.00%	0	22	23
Overvotes	0		0	0	0
Undervotes	20		0	8	12

REP Proposition 1

Vote For 1

	TOTAL	VOTE %	Absentee	Early Voting	Election Day
YES	45	75.00%	0	23	22
NO	15	25.00%	0	6	9
Total Votes Cast	60	100.00%	0	29	31
Overvotes	0		0	0	0
Undervotes	5		0	1	4

REP Proposition 2

Vote For 1

	TOTAL	VOTE %	Absentee	Early Voting	Election Day
YES	59	90.77%	0	27	32
NO	6	9.23%	0	3	3
Total Votes Cast	65	100.00%	0	30	35
Overvotes	0		0	0	0
Undervotes	0		0	0	0

REP Proposition 3

Vote For 1

	TOTAL	VOTE %	Absentee	Early Voting	Election Day
YES	56	87.50%	0	26	30
NO	8	12.50%	0	4	4
Total Votes Cast	64	100.00%	0	30	34
Overvotes	0		0	0	0
Undervotes	1		0	0	1

REP Proposition 4

Vote For 1

	TOTAL	VOTE %	Absentee	Early Voting	Election Day
YES	58	89.23%	0	28	30
NO	7	10.77%	0	2	5
Total Votes Cast	65	100.00%	0	30	35
Overvotes	0		0	0	0
Undervotes	0		0	0	0

Precinct 0011

REP Proposition 5

Vote For 1

	TOTAL	VOTE %	Absentee	Early Voting	Election Day
YES	51	79.69%	0	26	25
NO	13	20.31%	0	4	9
Total Votes Cast	64	100.00%	0	30	34
Overvotes	0		0	0	0
Undervotes	1		0	0	1

REP Proposition 6

Vote For 1

	TOTAL	VOTE %	Absentee	Early Voting	Election Day
YES	51	83.61%	0	24	27
NO	10	16.39%	0	4	6
Total Votes Cast	61	100.00%	0	28	33
Overvotes	0		0	0	0
Undervotes	4		0	2	2

REP Proposition 7

Vote For 1

	TOTAL	VOTE %	Absentee	Early Voting	Election Day
YES	49	83.05%	0	25	24
NO	10	16.95%	0	4	6
Total Votes Cast	59	100.00%	0	29	30
Overvotes	0		0	0	0
Undervotes	6		0	1	5

REP Proposition 8

Vote For 1

	TOTAL	VOTE %	Absentee	Early Voting	Election Day
YES	58	90.62%	0	27	31
NO	6	9.38%	0	3	3
Total Votes Cast	64	100.00%	0	30	34
Overvotes	0		0	0	0
Undervotes	1		0	0	1

REP Proposition 9

Vote For 1

	TOTAL	VOTE %	Absentee	Early Voting	Election Day
YES	44	68.75%	0	22	22
NO	20	31.25%	0	8	12
Total Votes Cast	64	100.00%	0	30	34
Overvotes	0		0	0	0
Undervotes	1		0	0	1

Precinct 0011

REP Proposition 10

Vote For 1

	TOTAL	VOTE %	Absentee	Early Voting	Election Day
YES	54	84.38%	0	28	26
NO	10	15.62%	0	2	8
Total Votes Cast	64	100.00%	0	30	34
Overvotes	0		0	0	0
Undervotes	1		0	0	1

REP Proposition 11

Vote For 1

	TOTAL	VOTE %	Absentee	Early Voting	Election Day
YES	54	84.38%	0	28	26
NO	10	15.62%	0	2	8
Total Votes Cast	64	100.00%	0	30	34
Overvotes	0		0	0	0
Undervotes	1		0	0	1

REP Proposition 12

Vote For 1

	TOTAL	VOTE %	Absentee	Early Voting	Election Day
YES	61	93.85%	0	28	33
NO	4	6.15%	0	2	2
Total Votes Cast	65	100.00%	0	30	35
Overvotes	0		0	0	0
Undervotes	0		0	0	0

REP Proposition 13

Vote For 1

	TOTAL	VOTE %	Absentee	Early Voting	Election Day
YES	61	95.31%	0	29	32
NO	3	4.69%	0	1	2
Total Votes Cast	64	100.00%	0	30	34
Overvotes	0		0	0	0
Undervotes	1		0	0	1

Precinct 0011

DEM President

Vote For 1

	TOTAL	VOTE %	Absentee	Early Voting	Election Day
Gabriel A. Cornejo	3	2.14%	0	3	0
Joseph R. Biden Jr.	122	87.14%	14	45	63
Star Locke	1	0.71%	0	0	1
Dean Phillips	4	2.86%	0	2	2
Armando "Mando" Perez-Serrato	1	0.71%	0	1	0
Marianne Williamson	8	5.71%	4	1	3
Frankie Lozada	1	0.71%	0	1	0
Cenk Uygur	0	0.00%	0	0	0
Total Votes Cast	140	100.00%	18	53	69
Overvotes	0		0	0	0
Undervotes	6		2	2	2

DEM US Senator

Vote For 1

	TOTAL	VOTE %	Absentee	Early Voting	Election Day
Carl Oscar Sherman	20	15.15%	2	8	10
Meri Gomez	6	4.55%	0	1	5
Heli Rodriguez Prilliman	2	1.52%	0	1	1
Colin Allred	69	52.27%	8	33	28
Roland Gutierrez	8	6.06%	2	3	3
A. "Robert" Hassan	4	3.03%	1	0	3
Steven J. Keough	4	3.03%	3	1	0
Thierry Tchenko	1	0.76%	0	0	1
Mark Gonzalez	18	13.64%	1	5	12
Total Votes Cast	132	100.00%	17	52	63
Overvotes	0		0	0	0
Undervotes	14		3	3	8

DEM Railroad Commissioner

Vote For 1

	TOTAL	VOTE %	Absentee	Early Voting	Election Day
Katherine Culbert	81	66.94%	9	33	39
Bill Burch	40	33.06%	7	18	15
Total Votes Cast	121	100.00%	16	51	54
Overvotes	0		0	0	0
Undervotes	25		4	4	17

Precinct 0011

DEM Justice, Supreme Court, PI 2

Vote For 1

	TOTAL	VOTE %	Absentee	Early Voting	Election Day
DaSean Jones	91	76.47%	10	40	41
Randy Sarosdy	28	23.53%	6	9	13
Total Votes Cast	119	100.00%	16	49	54
Overvotes	0		0	0	0
Undervotes	27		4	6	17

DEM Justice, Supreme Court, PI 4

Vote For 1

	TOTAL	VOTE %	Absentee	Early Voting	Election Day
Christine Vinh Weems	104	100.00%	14	44	46
Total Votes Cast	104	100.00%	14	44	46
Overvotes	0		0	0	0
Undervotes	42		6	11	25

DEM Justice, Supreme Court, PI 6

Vote For 1

	TOTAL	VOTE %	Absentee	Early Voting	Election Day
Joe Pool	43	38.39%	7	20	16
Bonnie Lee Goldstein	69	61.61%	9	28	32
Total Votes Cast	112	100.00%	16	48	48
Overvotes	0		0	0	0
Undervotes	34		4	7	23

DEM Presiding Judge, Ct of Crim App

Vote For 1

	TOTAL	VOTE %	Absentee	Early Voting	Election Day
Holly Taylor	105	100.00%	13	45	47
Total Votes Cast	105	100.00%	13	45	47
Overvotes	0		0	0	0
Undervotes	41		7	10	24

DEM Judge, Ct of Crim App, PI 7

Vote For 1

	TOTAL	VOTE %	Absentee	Early Voting	Election Day
Nancy Mulder	104	100.00%	14	43	47
Total Votes Cast	104	100.00%	14	43	47
Overvotes	0		0	0	0
Undervotes	42		6	12	24

Precinct 0011

DEM Judge, Ct of Crim App, PI 8

Vote For 1

	TOTAL	VOTE %	Absentee	Early Voting	Election Day
Chika Anyiam	99	100.00%	13	44	42
Total Votes Cast	99	100.00%	13	44	42
Overvotes	0		0	0	0
Undervotes	47		7	11	29

DEM State Representative, Dist 6

Vote For 1

	TOTAL	VOTE %	Absentee	Early Voting	Election Day
Cody J Grace	92	100.00%	14	41	37
Total Votes Cast	92	100.00%	14	41	37
Overvotes	0		0	0	0
Undervotes	54		6	14	34

DEM Constable Pct 1

Vote For 1

	TOTAL	VOTE %	Absentee	Early Voting	Election Day
Ralph Caraway Jr	86	61.87%	11	38	37
Derrick P Holman	8	5.76%	0	1	7
Willie Mims	45	32.37%	8	14	23
Total Votes Cast	139	100.00%	19	53	67
Overvotes	0		0	0	0
Undervotes	7		1	2	4

DEM County Chair

Vote For 1

	TOTAL	VOTE %	Absentee	Early Voting	Election Day
Hector Garza	93	100.00%	16	40	37
Total Votes Cast	93	100.00%	16	40	37
Overvotes	0		0	0	0
Undervotes	53		4	15	34

Precinct 0012

Statistics

	TOTAL	Absentee	Early Voting	Election Day
Registered Voters - Total	1,662			
Ballots Cast - Total	237	14	121	102
Ballots Cast - Republican Party	49	2	24	23
Ballots Cast - Democratic Party	188	12	97	79
Ballots Cast - Blank	0	0	0	0
Voter Turnout - Total	14.26%			
Voter Turnout - Republican Party	0.00%			
Voter Turnout - Democratic Party	0.00%			

REP President

Vote For 1

	TOTAL	VOTE %	Absentee	Early Voting	Election Day
Asa Hutchinson	1	2.08%	0	1	0
Donald J. Trump	37	77.08%	1	16	20
Ron DeSantis	1	2.08%	1	0	0
Vivek Ramaswamy	2	4.17%	0	2	0
David Stuckenberg	0	0.00%	0	0	0
Chris Christie	1	2.08%	0	0	1
Ryan L. Binkley	0	0.00%	0	0	0
Nikki Haley	5	10.42%	0	4	1
Uncommitted	1	2.08%	0	0	1
Total Votes Cast	48	100.00%	2	23	23
Overvotes	0		0	0	0
Undervotes	1		0	1	0

REP US Senator

Vote For 1

	TOTAL	VOTE %	Absentee	Early Voting	Election Day
R E (Rufus) Lopez	5	10.87%	1	2	2
Ted Cruz	40	86.96%	1	19	20
Holland "Redd" Gibson	1	2.17%	0	1	0
Total Votes Cast	46	100.00%	2	22	22
Overvotes	0		0	0	0
Undervotes	3		0	2	1

REP US Representative, Dist 1

Vote For 1

	TOTAL	VOTE %	Absentee	Early Voting	Election Day
Nathaniel Moran	38	100.00%	1	20	17
Total Votes Cast	38	100.00%	1	20	17
Overvotes	0		0	0	0
Undervotes	11		1	4	6

Precinct 0012

REP Railroad Commissioner

Vote For 1

	TOTAL	VOTE %	Absentee	Early Voting	Election Day
Corey Howell	9	21.95%	0	3	6
Petra Reyes	3	7.32%	0	1	2
Christie Clark	3	7.32%	0	1	2
James "Jim" Matlock	11	26.83%	1	7	3
Christi Craddick	15	36.59%	0	9	6
Total Votes Cast	41	100.00%	1	21	19
Overvotes	0		0	0	0
Undervotes	8		1	3	4

REP Justice, Supreme Court, PI 2

Vote For 1

	TOTAL	VOTE %	Absentee	Early Voting	Election Day
Jimmy Blacklock	31	100.00%	1	15	15
Total Votes Cast	31	100.00%	1	15	15
Overvotes	0		0	0	0
Undervotes	18		1	9	8

REP Justice, Supreme Court, PI 4

Vote For 1

	TOTAL	VOTE %	Absentee	Early Voting	Election Day
John Devine	21	51.22%	0	9	12
Brian Walker	20	48.78%	1	11	8
Total Votes Cast	41	100.00%	1	20	20
Overvotes	0		0	0	0
Undervotes	8		1	4	3

REP Justice, Supreme Court, PI 6

Vote For 1

	TOTAL	VOTE %	Absentee	Early Voting	Election Day
Jane Bland	31	100.00%	1	14	16
Total Votes Cast	31	100.00%	1	14	16
Overvotes	0		0	0	0
Undervotes	18		1	10	7

REP Presiding Judge, Ct of Crim App

Vote For 1

	TOTAL	VOTE %	Absentee	Early Voting	Election Day
David J. Schenck	29	70.73%	0	14	15
Sharon Keller	12	29.27%	1	6	5
Total Votes Cast	41	100.00%	1	20	20
Overvotes	0		0	0	0
Undervotes	8		1	4	3

Precinct 0012

REP Judge, Ct of Crim App, PI 7

Vote For 1

	TOTAL	VOTE %	Absentee	Early Voting	Election Day
Gina Parker	28	71.79%	1	15	12
Barbara Parker Hervey	11	28.21%	0	5	6
Total Votes Cast	39	100.00%	1	20	18
Overvotes	0		0	0	0
Undervotes	10		1	4	5

REP Judge, Ct of Crim App, PI 8

Vote For 1

	TOTAL	VOTE %	Absentee	Early Voting	Election Day
Lee Finley	23	62.16%	0	13	10
Michelle Slaughter	14	37.84%	2	4	8
Total Votes Cast	37	100.00%	2	17	18
Overvotes	0		0	0	0
Undervotes	12		0	7	5

REP State Representative, Dist 6

Vote For 1

	TOTAL	VOTE %	Absentee	Early Voting	Election Day
Daniel Alders	32	100.00%	1	15	16
Total Votes Cast	32	100.00%	1	15	16
Overvotes	0		0	0	0
Undervotes	17		1	9	7

REP Justice, 12th Ct of Appeals District, PI 3

Vote For 1

	TOTAL	VOTE %	Absentee	Early Voting	Election Day
Greg Neeley	34	100.00%	1	17	16
Total Votes Cast	34	100.00%	1	17	16
Overvotes	0		0	0	0
Undervotes	15		1	7	7

REP Dist Judge, 7th Judicial Dist

Vote For 1

	TOTAL	VOTE %	Absentee	Early Voting	Election Day
Kerry L. Russell	33	100.00%	1	16	16
Total Votes Cast	33	100.00%	1	16	16
Overvotes	0		0	0	0
Undervotes	16		1	8	7

Precinct 0012

REP Dist Judge, 114th Judicial Dist

Vote For 1

	TOTAL	VOTE %		Absentee	Early Voting	Election Day
Austin Reeve Jackson	34	100.00%	<div style="width: 100%; height: 10px; background-color: #ffc107;"></div>	1	16	17
Total Votes Cast	34	100.00%	<div style="width: 100%; height: 10px; background-color: #ffc107;"></div>	1	16	17
Overvotes	0			0	0	0
Undervotes	15			1	8	6

REP Dist Judge, 475th Judicial Dist

Vote For 1

	TOTAL	VOTE %		Absentee	Early Voting	Election Day
Taylor Heaton	32	100.00%	<div style="width: 100%; height: 10px; background-color: #ffc107;"></div>	1	16	15
Total Votes Cast	32	100.00%	<div style="width: 100%; height: 10px; background-color: #ffc107;"></div>	1	16	15
Overvotes	0			0	0	0
Undervotes	17			1	8	8

REP Judge, Co Court at Law No. 2, Unexp

Vote For 1

	TOTAL	VOTE %		Absentee	Early Voting	Election Day
Sara Maynard	22	51.16%	<div style="width: 51.16%; height: 10px; background-color: #ffc107;"></div>	1	9	12
Amy McCullough	21	48.84%	<div style="width: 48.84%; height: 10px; background-color: #ffc107;"></div>	1	12	8
Total Votes Cast	43	100.00%	<div style="width: 100%; height: 10px; background-color: #ffc107;"></div>	2	21	20
Overvotes	0			0	0	0
Undervotes	6			0	3	3

REP Sheriff

Vote For 1

	TOTAL	VOTE %		Absentee	Early Voting	Election Day
Chris V Green	16	33.33%	<div style="width: 33.33%; height: 10px; background-color: #ffc107;"></div>	1	6	9
Larry R. Smith	32	66.67%	<div style="width: 66.67%; height: 10px; background-color: #ffc107;"></div>	1	17	14
Total Votes Cast	48	100.00%	<div style="width: 100%; height: 10px; background-color: #ffc107;"></div>	2	23	23
Overvotes	0			0	0	0
Undervotes	1			0	1	0

REP County Tax Assessor-Collector

Vote For 1

	TOTAL	VOTE %		Absentee	Early Voting	Election Day
Gary B Barber	35	100.00%	<div style="width: 100%; height: 10px; background-color: #ffc107;"></div>	2	15	18
Total Votes Cast	35	100.00%	<div style="width: 100%; height: 10px; background-color: #ffc107;"></div>	2	15	18
Overvotes	0			0	0	0
Undervotes	14			0	9	5

Precinct 0012

REP County Chair

Vote For 1

	TOTAL	VOTE %		Absentee	Early Voting	Election Day
David Stein	25	67.57%	<div style="width: 67.57%;"><div style="width: 67.57%;"></div></div>	0	13	12
Kevin McCall	12	32.43%	<div style="width: 32.43%;"><div style="width: 32.43%;"></div></div>	0	5	7
Total Votes Cast	37	100.00%	<div style="width: 100.00%;"><div style="width: 100.00%;"></div></div>	0	18	19
Overvotes	0			0	0	0
Undervotes	12			2	6	4

REP Proposition 1

Vote For 1

	TOTAL	VOTE %		Absentee	Early Voting	Election Day
YES	34	70.83%	<div style="width: 70.83%;"><div style="width: 70.83%;"></div></div>	1	16	17
NO	14	29.17%	<div style="width: 29.17%;"><div style="width: 29.17%;"></div></div>	1	8	5
Total Votes Cast	48	100.00%	<div style="width: 100.00%;"><div style="width: 100.00%;"></div></div>	2	24	22
Overvotes	0			0	0	0
Undervotes	1			0	0	1

REP Proposition 2

Vote For 1

	TOTAL	VOTE %		Absentee	Early Voting	Election Day
YES	46	93.88%	<div style="width: 93.88%;"><div style="width: 93.88%;"></div></div>	2	22	22
NO	3	6.12%	<div style="width: 6.12%;"><div style="width: 6.12%;"></div></div>	0	2	1
Total Votes Cast	49	100.00%	<div style="width: 100.00%;"><div style="width: 100.00%;"></div></div>	2	24	23
Overvotes	0			0	0	0
Undervotes	0			0	0	0

REP Proposition 3

Vote For 1

	TOTAL	VOTE %		Absentee	Early Voting	Election Day
YES	39	79.59%	<div style="width: 79.59%;"><div style="width: 79.59%;"></div></div>	1	17	21
NO	10	20.41%	<div style="width: 20.41%;"><div style="width: 20.41%;"></div></div>	1	7	2
Total Votes Cast	49	100.00%	<div style="width: 100.00%;"><div style="width: 100.00%;"></div></div>	2	24	23
Overvotes	0			0	0	0
Undervotes	0			0	0	0

REP Proposition 4

Vote For 1

	TOTAL	VOTE %		Absentee	Early Voting	Election Day
YES	38	77.55%	<div style="width: 77.55%;"><div style="width: 77.55%;"></div></div>	1	17	20
NO	11	22.45%	<div style="width: 22.45%;"><div style="width: 22.45%;"></div></div>	1	7	3
Total Votes Cast	49	100.00%	<div style="width: 100.00%;"><div style="width: 100.00%;"></div></div>	2	24	23
Overvotes	0			0	0	0
Undervotes	0			0	0	0

Precinct 0012

REP Proposition 5

Vote For 1

	TOTAL	VOTE %	Absentee	Early Voting	Election Day
YES	37	75.51%	1	18	18
NO	12	24.49%	1	6	5
Total Votes Cast	49	100.00%	2	24	23
Overvotes	0		0	0	0
Undervotes	0		0	0	0

REP Proposition 6

Vote For 1

	TOTAL	VOTE %	Absentee	Early Voting	Election Day
YES	40	81.63%	1	19	20
NO	9	18.37%	1	5	3
Total Votes Cast	49	100.00%	2	24	23
Overvotes	0		0	0	0
Undervotes	0		0	0	0

REP Proposition 7

Vote For 1

	TOTAL	VOTE %	Absentee	Early Voting	Election Day
YES	36	76.60%	2	18	16
NO	11	23.40%	0	5	6
Total Votes Cast	47	100.00%	2	23	22
Overvotes	0		0	0	0
Undervotes	2		0	1	1

REP Proposition 8

Vote For 1

	TOTAL	VOTE %	Absentee	Early Voting	Election Day
YES	44	91.67%	2	22	20
NO	4	8.33%	0	2	2
Total Votes Cast	48	100.00%	2	24	22
Overvotes	0		0	0	0
Undervotes	1		0	0	1

REP Proposition 9




Vote For 1

	TOTAL	VOTE %	Absentee	Early Voting	Election Day
YES	28	59.57%	1	14	13
NO	19	40.43%	1	9	9
Total Votes Cast	47	100.00%	2	23	22
Overvotes	0		0	0	0
Undervotes	2		0	1	1

Precinct 0012




REP Proposition 10

Vote For 1

	TOTAL	VOTE %	Absentee	Early Voting	Election Day
YES	44	91.67% 	2	21	21
NO	4	8.33% 	0	3	1
Total Votes Cast	48	100.00% 	2	24	22
Overvotes	0		0	0	0
Undervotes	1		0	0	1




REP Proposition 11

Vote For 1

	TOTAL	VOTE %	Absentee	Early Voting	Election Day
YES	39	81.25% 	2	20	17
NO	9	18.75% 	0	4	5
Total Votes Cast	48	100.00% 	2	24	22
Overvotes	0		0	0	0
Undervotes	1		0	0	1




REP Proposition 12

Vote For 1

	TOTAL	VOTE %	Absentee	Early Voting	Election Day
YES	47	95.92% 	2	22	23
NO	2	4.08% 	0	2	0
Total Votes Cast	49	100.00% 	2	24	23
Overvotes	0		0	0	0
Undervotes	0		0	0	0

REP Proposition 13

Vote For 1

	TOTAL	VOTE %	Absentee	Early Voting	Election Day
YES	46	95.83% 	1	23	22
NO	2	4.17% 	1	1	0
Total Votes Cast	48	100.00% 	2	24	22
Overvotes	0		0	0	0
Undervotes	1		0	0	1

Precinct 0012

DEM President

Vote For 1

	TOTAL	VOTE %	Absentee	Early Voting	Election Day
Gabriel A. Cornejo	3	1.68%	1	1	1
Joseph R. Biden Jr.	160	89.39%	9	82	69
Star Locke	1	0.56%	0	1	0
Dean Phillips	9	5.03%	0	5	4
Armando "Mando" Perez-Serrato	0	0.00%	0	0	0
Marianne Williamson	3	1.68%	1	1	1
Frankie Lozada	1	0.56%	0	0	1
Cenk Uygur	2	1.12%	0	1	1
Total Votes Cast	179	100.00%	11	91	77
Overvotes	0		0	0	0
Undervotes	9		1	6	2

DEM US Senator

Vote For 1

	TOTAL	VOTE %	Absentee	Early Voting	Election Day
Carl Oscar Sherman	42	25.30%	1	22	19
Meri Gomez	8	4.82%	1	4	3
Heli Rodriguez Prilliman	2	1.20%	1	1	0
Colin Allred	82	49.40%	5	40	37
Roland Gutierrez	9	5.42%	1	7	1
A. "Robert" Hassan	6	3.61%	1	2	3
Steven J. Keough	2	1.20%	0	0	2
Thierry Tchenko	1	0.60%	0	0	1
Mark Gonzalez	14	8.43%	1	10	3
Total Votes Cast	166	100.00%	11	86	69
Overvotes	0		0	0	0
Undervotes	22		1	11	10

DEM Railroad Commissioner

Vote For 1

	TOTAL	VOTE %	Absentee	Early Voting	Election Day
Katherine Culbert	100	62.50%	7	51	42
Bill Burch	60	37.50%	4	31	25
Total Votes Cast	160	100.00%	11	82	67
Overvotes	0		0	0	0
Undervotes	28		1	15	12

Precinct 0012

DEM Justice, Supreme Court, PI 2

Vote For 1

	TOTAL	VOTE %	Absentee	Early Voting	Election Day
DaSean Jones	118	80.82%	7	60	51
Randy Sarosdy	28	19.18%	4	14	10
Total Votes Cast	146	100.00%	11	74	61
Overvotes	0		0	0	0
Undervotes	42		1	23	18

DEM Justice, Supreme Court, PI 4

Vote For 1

	TOTAL	VOTE %	Absentee	Early Voting	Election Day
Christine Vinh Weems	119	100.00%	9	61	49
Total Votes Cast	119	100.00%	9	61	49
Overvotes	0		0	0	0
Undervotes	69		3	36	30

DEM Justice, Supreme Court, PI 6

Vote For 1

	TOTAL	VOTE %	Absentee	Early Voting	Election Day
Joe Pool	49	33.56%	2	26	21
Bonnie Lee Goldstein	97	66.44%	9	50	38
Total Votes Cast	146	100.00%	11	76	59
Overvotes	0		0	0	0
Undervotes	42		1	21	20

DEM Presiding Judge, Ct of Crim App

Vote For 1

	TOTAL	VOTE %	Absentee	Early Voting	Election Day
Holly Taylor	134	100.00%	9	72	53
Total Votes Cast	134	100.00%	9	72	53
Overvotes	0		0	0	0
Undervotes	54		3	25	26

DEM Judge, Ct of Crim App, PI 7

Vote For 1

	TOTAL	VOTE %	Absentee	Early Voting	Election Day
Nancy Mulder	128	100.00%	9	67	52
Total Votes Cast	128	100.00%	9	67	52
Overvotes	0		0	0	0
Undervotes	60		3	30	27

Precinct 0012

DEM Judge, Ct of Crim App, PI 8

Vote For 1

	TOTAL	VOTE %	Absentee	Early Voting	Election Day
Chika Anyiam	127	100.00%	8	68	51
Total Votes Cast	127	100.00%	8	68	51
Overvotes	0		0	0	0
Undervotes	61		4	29	28

DEM State Representative, Dist 6

Vote For 1

	TOTAL	VOTE %	Absentee	Early Voting	Election Day
Cody J Grace	122	100.00%	9	61	52
Total Votes Cast	122	100.00%	9	61	52
Overvotes	0		0	0	0
Undervotes	66		3	36	27

DEM Constable Pct 1

Vote For 1

	TOTAL	VOTE %	Absentee	Early Voting	Election Day
Ralph Caraway Jr	120	65.57%	8	64	48
Derrick P Holman	13	7.10%	3	4	6
Willie Mims	50	27.32%	1	25	24
Total Votes Cast	183	100.00%	12	93	78
Overvotes	0		0	0	0
Undervotes	5		0	4	1

DEM County Chair

Vote For 1

	TOTAL	VOTE %	Absentee	Early Voting	Election Day
Hector Garza	130	100.00%	8	70	52
Total Votes Cast	130	100.00%	8	70	52
Overvotes	0		0	0	0
Undervotes	58		4	27	27

Precinct 0013

Statistics

	TOTAL	Absentee	Early Voting	Election Day
Registered Voters - Total	1,546			
Ballots Cast - Total	278	38	150	90
Ballots Cast - Republican Party	12	1	7	4
Ballots Cast - Democratic Party	266	37	143	86
Ballots Cast - Blank	0	0	0	0
Voter Turnout - Total	17.98%			
Voter Turnout - Republican Party	0.00%			
Voter Turnout - Democratic Party	0.00%			

REP President

Vote For 1

	TOTAL	VOTE %	Absentee	Early Voting	Election Day
Asa Hutchinson	0	0.00%	0	0	0
Donald J. Trump	11	91.67%	1	6	4
Ron DeSantis	0	0.00%	0	0	0
Vivek Ramaswamy	0	0.00%	0	0	0
David Stuckenberg	0	0.00%	0	0	0
Chris Christie	0	0.00%	0	0	0
Ryan L. Binkley	0	0.00%	0	0	0
Nikki Haley	1	8.33%	0	1	0
Uncommitted	0	0.00%	0	0	0
Total Votes Cast	12	100.00%	1	7	4
Overvotes	0		0	0	0
Undervotes	0		0	0	0

REP US Senator

Vote For 1

	TOTAL	VOTE %	Absentee	Early Voting	Election Day
R E (Rufus) Lopez	1	8.33%	0	1	0
Ted Cruz	11	91.67%	1	6	4
Holland "Redd" Gibson	0	0.00%	0	0	0
Total Votes Cast	12	100.00%	1	7	4
Overvotes	0		0	0	0
Undervotes	0		0	0	0

REP US Representative, Dist 1

Vote For 1

	TOTAL	VOTE %	Absentee	Early Voting	Election Day
Nathaniel Moran	11	100.00%	1	6	4
Total Votes Cast	11	100.00%	1	6	4
Overvotes	0		0	0	0
Undervotes	1		0	1	0

Precinct 0013

REP Railroad Commissioner

Vote For 1

	TOTAL	VOTE %	Absentee	Early Voting	Election Day
Corey Howell	2	20.00%	0	1	1
Petra Reyes	1	10.00%	0	1	0
Christie Clark	1	10.00%	0	0	1
James "Jim" Matlock	1	10.00%	0	0	1
Christi Craddick	5	50.00%	0	4	1
Total Votes Cast	10	100.00%	0	6	4
Overvotes	0		0	0	0
Undervotes	2		1	1	0

REP Justice, Supreme Court, PI 2

Vote For 1

	TOTAL	VOTE %	Absentee	Early Voting	Election Day
Jimmy Blacklock	9	100.00%	0	5	4
Total Votes Cast	9	100.00%	0	5	4
Overvotes	0		0	0	0
Undervotes	3		1	2	0

REP Justice, Supreme Court, PI 4

Vote For 1

	TOTAL	VOTE %	Absentee	Early Voting	Election Day
John Devine	4	40.00%	0	2	2
Brian Walker	6	60.00%	0	4	2
Total Votes Cast	10	100.00%	0	6	4
Overvotes	0		0	0	0
Undervotes	2		1	1	0

REP Justice, Supreme Court, PI 6

Vote For 1

	TOTAL	VOTE %	Absentee	Early Voting	Election Day
Jane Bland	8	100.00%	0	5	3
Total Votes Cast	8	100.00%	0	5	3
Overvotes	0		0	0	0
Undervotes	4		1	2	1

REP Presiding Judge, Ct of Crim App

Vote For 1

	TOTAL	VOTE %	Absentee	Early Voting	Election Day
David J. Schenck	8	80.00%	0	5	3
Sharon Keller	2	20.00%	0	1	1
Total Votes Cast	10	100.00%	0	6	4
Overvotes	0		0	0	0
Undervotes	2		1	1	0

Precinct 0013

REP Judge, Ct of Crim App, PI 7

Vote For 1

	TOTAL	VOTE %	Absentee	Early Voting	Election Day
Gina Parker	7	77.78%	0	5	2
Barbara Parker Hervey	2	22.22%	0	1	1
Total Votes Cast	9	100.00%	0	6	3
Overvotes	0		0	0	0
Undervotes	3		1	1	1

REP Judge, Ct of Crim App, PI 8

Vote For 1

	TOTAL	VOTE %	Absentee	Early Voting	Election Day
Lee Finley	5	50.00%	0	2	3
Michelle Slaughter	5	50.00%	0	4	1
Total Votes Cast	10	100.00%	0	6	4
Overvotes	0		0	0	0
Undervotes	2		1	1	0

REP State Representative, Dist 6

Vote For 1

	TOTAL	VOTE %	Absentee	Early Voting	Election Day
Daniel Alders	9	100.00%	0	5	4
Total Votes Cast	9	100.00%	0	5	4
Overvotes	0		0	0	0
Undervotes	3		1	2	0

REP Justice, 12th Ct of Appeals District, PI 3

Vote For 1

	TOTAL	VOTE %	Absentee	Early Voting	Election Day
Greg Neeley	9	100.00%	0	5	4
Total Votes Cast	9	100.00%	0	5	4
Overvotes	0		0	0	0
Undervotes	3		1	2	0

REP Dist Judge, 7th Judicial Dist

Vote For 1

	TOTAL	VOTE %	Absentee	Early Voting	Election Day
Kerry L. Russell	9	100.00%	0	6	3
Total Votes Cast	9	100.00%	0	6	3
Overvotes	0		0	0	0
Undervotes	3		1	1	1

Precinct 0013

REP Dist Judge, 114th Judicial Dist

Vote For 1

	TOTAL	VOTE %	Absentee	Early Voting	Election Day
Austin Reeve Jackson	10	100.00%	0	6	4
Total Votes Cast	10	100.00%	0	6	4
Overvotes	0		0	0	0
Undervotes	2		1	1	0

REP Dist Judge, 475th Judicial Dist

Vote For 1

	TOTAL	VOTE %	Absentee	Early Voting	Election Day
Taylor Heaton	9	100.00%	0	6	3
Total Votes Cast	9	100.00%	0	6	3
Overvotes	0		0	0	0
Undervotes	3		1	1	1

REP Judge, Co Court at Law No. 2, Unexp

Vote For 1

	TOTAL	VOTE %	Absentee	Early Voting	Election Day
Sara Maynard	7	70.00%	0	4	3
Amy McCullough	3	30.00%	0	3	0
Total Votes Cast	10	100.00%	0	7	3
Overvotes	0		0	0	0
Undervotes	2		1	0	1

REP Sheriff

Vote For 1

	TOTAL	VOTE %	Absentee	Early Voting	Election Day
Chris V Green	7	58.33%	0	4	3
Larry R. Smith	5	41.67%	1	3	1
Total Votes Cast	12	100.00%	1	7	4
Overvotes	0		0	0	0
Undervotes	0		0	0	0

REP County Tax Assessor-Collector

Vote For 1

	TOTAL	VOTE %	Absentee	Early Voting	Election Day
Gary B Barber	9	100.00%	0	6	3
Total Votes Cast	9	100.00%	0	6	3
Overvotes	0		0	0	0
Undervotes	3		1	1	1

Precinct 0013

REP County Chair

Vote For 1

	TOTAL	VOTE %	Absentee	Early Voting	Election Day
David Stein	5	55.56%	0	4	1
Kevin McCall	4	44.44%	0	2	2
Total Votes Cast	9	100.00%	0	6	3
Overvotes	0		0	0	0
Undervotes	3		1	1	1

REP Proposition 1

Vote For 1

	TOTAL	VOTE %	Absentee	Early Voting	Election Day
YES	11	91.67%	0	7	4
NO	1	8.33%	1	0	0
Total Votes Cast	12	100.00%	1	7	4
Overvotes	0		0	0	0
Undervotes	0		0	0	0

REP Proposition 2

Vote For 1

	TOTAL	VOTE %	Absentee	Early Voting	Election Day
YES	11	91.67%	1	6	4
NO	1	8.33%	0	1	0
Total Votes Cast	12	100.00%	1	7	4
Overvotes	0		0	0	0
Undervotes	0		0	0	0

REP Proposition 3

Vote For 1

	TOTAL	VOTE %	Absentee	Early Voting	Election Day
YES	10	83.33%	1	6	3
NO	2	16.67%	0	1	1
Total Votes Cast	12	100.00%	1	7	4
Overvotes	0		0	0	0
Undervotes	0		0	0	0

REP Proposition 4


Vote For 1

	TOTAL	VOTE %	Absentee	Early Voting	Election Day
YES	11	91.67%	1	6	4
NO	1	8.33%	0	1	0
Total Votes Cast	12	100.00%	1	7	4
Overvotes	0		0	0	0
Undervotes	0		0	0	0

Precinct 0013


REP Proposition 5

Vote For 1

	TOTAL	VOTE %		Absentee	Early Voting	Election Day
YES	9	75.00%		1	6	2
NO	3	25.00%		0	1	2
Total Votes Cast	12	100.00%		1	7	4
Overvotes	0			0	0	0
Undervotes	0			0	0	0


REP Proposition 6

Vote For 1

	TOTAL	VOTE %		Absentee	Early Voting	Election Day
YES	10	83.33%		1	6	3
NO	2	16.67%		0	1	1
Total Votes Cast	12	100.00%		1	7	4
Overvotes	0			0	0	0
Undervotes	0			0	0	0


REP Proposition 7

Vote For 1

	TOTAL	VOTE %		Absentee	Early Voting	Election Day
YES	10	100.00%		0	6	4
NO	0	0.00%		0	0	0
Total Votes Cast	10	100.00%		0	6	4
Overvotes	0			0	0	0
Undervotes	2			1	1	0


REP Proposition 8

Vote For 1

	TOTAL	VOTE %		Absentee	Early Voting	Election Day
YES	11	91.67%		1	6	4
NO	1	8.33%		0	1	0
Total Votes Cast	12	100.00%		1	7	4
Overvotes	0			0	0	0
Undervotes	0			0	0	0

REP Proposition 9




Vote For 1

	TOTAL	VOTE %		Absentee	Early Voting	Election Day
YES	8	72.73%		0	5	3
NO	3	27.27%		1	1	1
Total Votes Cast	11	100.00%		1	6	4
Overvotes	0			0	0	0
Undervotes	1			0	1	0

Precinct 0013




REP Proposition 10

Vote For 1

	TOTAL	VOTE %	Absentee	Early Voting	Election Day
YES	10	90.91% 	1	5	4
NO	1	9.09% 	0	1	0
Total Votes Cast	11	100.00% 	1	6	4
Overvotes	0		0	0	0
Undervotes	1		0	1	0




REP Proposition 11

Vote For 1

	TOTAL	VOTE %	Absentee	Early Voting	Election Day
YES	12	100.00% 	1	7	4
NO	0	0.00% 	0	0	0
Total Votes Cast	12	100.00% 	1	7	4
Overvotes	0		0	0	0
Undervotes	0		0	0	0




REP Proposition 12

Vote For 1

	TOTAL	VOTE %	Absentee	Early Voting	Election Day
YES	12	100.00% 	1	7	4
NO	0	0.00% 	0	0	0
Total Votes Cast	12	100.00% 	1	7	4
Overvotes	0		0	0	0
Undervotes	0		0	0	0

REP Proposition 13

Vote For 1

	TOTAL	VOTE %	Absentee	Early Voting	Election Day
YES	12	100.00% 	1	7	4
NO	0	0.00% 	0	0	0
Total Votes Cast	12	100.00% 	1	7	4
Overvotes	0		0	0	0
Undervotes	0		0	0	0

Precinct 0013

DEM President

Vote For 1

	TOTAL	VOTE %	Absentee	Early Voting	Election Day
Gabriel A. Cornejo	5	1.98%	0	3	2
Joseph R. Biden Jr.	232	91.70%	32	125	75
Star Locke	0	0.00%	0	0	0
Dean Phillips	8	3.16%	2	3	3
Armando "Mando" Perez-Serrato	1	0.40%	0	1	0
Marianne Williamson	6	2.37%	1	4	1
Frankie Lozada	0	0.00%	0	0	0
Cenk Uygur	1	0.40%	0	1	0
Total Votes Cast	253	100.00%	35	137	81
Overvotes	0		0	0	0
Undervotes	13		2	6	5

DEM US Senator

Vote For 1

	TOTAL	VOTE %	Absentee	Early Voting	Election Day
Carl Oscar Sherman	40	16.88%	4	26	10
Meri Gomez	16	6.75%	1	8	7
Heli Rodriguez Prilliman	4	1.69%	0	1	3
Colin Allred	128	54.01%	27	62	39
Roland Gutierrez	6	2.53%	1	2	3
A. "Robert" Hassan	7	2.95%	0	4	3
Steven J. Keough	7	2.95%	0	5	2
Thierry Tchenko	2	0.84%	1	1	0
Mark Gonzalez	27	11.39%	1	14	12
Total Votes Cast	237	100.00%	35	123	79
Overvotes	0		0	0	0
Undervotes	29		2	20	7

DEM Railroad Commissioner

Vote For 1

	TOTAL	VOTE %	Absentee	Early Voting	Election Day
Katherine Culbert	151	69.59%	24	78	49
Bill Burch	66	30.41%	9	31	26
Total Votes Cast	217	100.00%	33	109	75
Overvotes	0		0	0	0
Undervotes	49		4	34	11

Precinct 0013

DEM Justice, Supreme Court, PI 2

Vote For 1

	TOTAL	VOTE %	Absentee	Early Voting	Election Day
DaSean Jones	178	80.54%	25	91	62
Randy Sarosdy	43	19.46%	9	24	10
Total Votes Cast	221	100.00%	34	115	72
Overvotes	0		0	0	0
Undervotes	45		3	28	14

DEM Justice, Supreme Court, PI 4

Vote For 1

	TOTAL	VOTE %	Absentee	Early Voting	Election Day
Christine Vinh Weems	188	100.00%	28	93	67
Total Votes Cast	188	100.00%	28	93	67
Overvotes	0		0	0	0
Undervotes	78		9	50	19

DEM Justice, Supreme Court, PI 6

Vote For 1

	TOTAL	VOTE %	Absentee	Early Voting	Election Day
Joe Pool	85	40.67%	17	41	27
Bonnie Lee Goldstein	124	59.33%	17	63	44
Total Votes Cast	209	100.00%	34	104	71
Overvotes	0		0	0	0
Undervotes	57		3	39	15

DEM Presiding Judge, Ct of Crim App

Vote For 1

	TOTAL	VOTE %	Absentee	Early Voting	Election Day
Holly Taylor	195	100.00%	29	101	65
Total Votes Cast	195	100.00%	29	101	65
Overvotes	0		0	0	0
Undervotes	71		8	42	21

DEM Judge, Ct of Crim App, PI 7

Vote For 1

	TOTAL	VOTE %	Absentee	Early Voting	Election Day
Nancy Mulder	192	100.00%	28	99	65
Total Votes Cast	192	100.00%	28	99	65
Overvotes	0		0	0	0
Undervotes	74		9	44	21

Precinct 0013

DEM Judge, Ct of Crim App, PI 8

Vote For 1

	TOTAL	VOTE %	Absentee	Early Voting	Election Day
Chika Anyiam	181	100.00%	25	93	63
Total Votes Cast	181	100.00%	25	93	63
Overvotes	0		0	0	0
Undervotes	85		12	50	23

DEM State Representative, Dist 6

Vote For 1

	TOTAL	VOTE %	Absentee	Early Voting	Election Day
Cody J Grace	180	100.00%	28	87	65
Total Votes Cast	180	100.00%	28	87	65
Overvotes	0		0	0	0
Undervotes	86		9	56	21

DEM Constable Pct 1

Vote For 1

	TOTAL	VOTE %	Absentee	Early Voting	Election Day
Ralph Caraway Jr	176	67.43%	24	94	58
Derrick P Holman	18	6.90%	3	11	4
Willie Mims	67	25.67%	9	36	22
Total Votes Cast	261	100.00%	36	141	84
Overvotes	0		0	0	0
Undervotes	5		1	2	2

DEM County Chair

Vote For 1

	TOTAL	VOTE %	Absentee	Early Voting	Election Day
Hector Garza	179	100.00%	27	87	65
Total Votes Cast	179	100.00%	27	87	65
Overvotes	0		0	0	0
Undervotes	87		10	56	21

Precinct 0014

Statistics

	TOTAL	Absentee	Early Voting	Election Day
Registered Voters - Total	2,048			
Ballots Cast - Total	411	8	194	209
Ballots Cast - Republican Party	342	6	158	178
Ballots Cast - Democratic Party	69	2	36	31
Ballots Cast - Blank	0	0	0	0
Voter Turnout - Total	20.07%			
Voter Turnout - Republican Party	0.00%			
Voter Turnout - Democratic Party	0.00%			

REP President

Vote For 1

	TOTAL	VOTE %	Absentee	Early Voting	Election Day
Asa Hutchinson	0	0.00%	0	0	0
Donald J. Trump	293	86.18%	4	126	163
Ron DeSantis	8	2.35%	1	4	3
Vivek Ramaswamy	1	0.29%	0	1	0
David Stuckenberg	0	0.00%	0	0	0
Chris Christie	4	1.18%	0	3	1
Ryan L. Binkley	0	0.00%	0	0	0
Nikki Haley	27	7.94%	1	18	8
Uncommitted	7	2.06%	0	4	3
Total Votes Cast	340	100.00%	6	156	178
Overvotes	0		0	0	0
Undervotes	2		0	2	0

REP US Senator

Vote For 1

	TOTAL	VOTE %	Absentee	Early Voting	Election Day
R E (Rufus) Lopez	11	3.37%	0	7	4
Ted Cruz	304	93.25%	6	140	158
Holland "Redd" Gibson	11	3.37%	0	6	5
Total Votes Cast	326	100.00%	6	153	167
Overvotes	0		0	0	0
Undervotes	16		0	5	11

REP US Representative, Dist 1

Vote For 1

	TOTAL	VOTE %	Absentee	Early Voting	Election Day
Nathaniel Moran	263	100.00%	5	126	132
Total Votes Cast	263	100.00%	5	126	132
Overvotes	0		0	0	0
Undervotes	79		1	32	46

Precinct 0014

REP Railroad Commissioner

Vote For 1

	TOTAL	VOTE %	Absentee	Early Voting	Election Day
Corey Howell	30	10.53%	0	10	20
Petra Reyes	7	2.46%	0	4	3
Christie Clark	37	12.98%	1	23	13
James "Jim" Matlock	67	23.51%	0	28	39
Christi Craddick	144	50.53%	3	72	69
Total Votes Cast	285	100.00%	4	137	144
Overvotes	0		0	0	0
Undervotes	57		2	21	34

REP Justice, Supreme Court, PI 2

Vote For 1

	TOTAL	VOTE %	Absentee	Early Voting	Election Day
Jimmy Blacklock	249	100.00%	4	122	123
Total Votes Cast	249	100.00%	4	122	123
Overvotes	0		0	0	0
Undervotes	93		2	36	55

REP Justice, Supreme Court, PI 4

Vote For 1

	TOTAL	VOTE %	Absentee	Early Voting	Election Day
John Devine	158	59.62%	4	74	80
Brian Walker	107	40.38%	0	54	53
Total Votes Cast	265	100.00%	4	128	133
Overvotes	0		0	0	0
Undervotes	77		2	30	45

REP Justice, Supreme Court, PI 6

Vote For 1

	TOTAL	VOTE %	Absentee	Early Voting	Election Day
Jane Bland	226	100.00%	4	112	110
Total Votes Cast	226	100.00%	4	112	110
Overvotes	0		0	0	0
Undervotes	116		2	46	68

REP Presiding Judge, Ct of Crim App

Vote For 1

	TOTAL	VOTE %	Absentee	Early Voting	Election Day
David J. Schenck	185	66.31%	5	80	100
Sharon Keller	94	33.69%	0	56	38
Total Votes Cast	279	100.00%	5	136	138
Overvotes	0		0	0	0
Undervotes	63		1	22	40

Precinct 0014

REP Judge, Ct of Crim App, PI 7

Vote For 1

	TOTAL	VOTE %		Absentee	Early Voting	Election Day
Gina Parker	197	73.78%	<div style="width: 73.78%;"><div style="width: 73.78%;"></div></div>	3	92	102
Barbara Parker Hervey	70	26.22%	<div style="width: 26.22%;"><div style="width: 26.22%;"></div></div>	1	36	33
Total Votes Cast	267	100.00%	<div style="width: 100.00%;"><div style="width: 100.00%;"></div></div>	4	128	135
Overvotes	0			0	0	0
Undervotes	75			2	30	43

REP Judge, Ct of Crim App, PI 8

Vote For 1

	TOTAL	VOTE %		Absentee	Early Voting	Election Day
Lee Finley	146	58.40%	<div style="width: 58.40%;"><div style="width: 58.40%;"></div></div>	1	59	86
Michelle Slaughter	104	41.60%	<div style="width: 41.60%;"><div style="width: 41.60%;"></div></div>	2	64	38
Total Votes Cast	250	100.00%	<div style="width: 100.00%;"><div style="width: 100.00%;"></div></div>	3	123	124
Overvotes	0			0	0	0
Undervotes	92			3	35	54

REP State Representative, Dist 5

Vote For 1

	TOTAL	VOTE %		Absentee	Early Voting	Election Day
Jeff Fletcher	100	33.22%	<div style="width: 33.22%;"><div style="width: 33.22%;"></div></div>	3	40	57
Cole Hefner	172	57.14%	<div style="width: 57.14%;"><div style="width: 57.14%;"></div></div>	2	97	73
Dewey Collier	29	9.63%	<div style="width: 9.63%;"><div style="width: 9.63%;"></div></div>	0	13	16
Total Votes Cast	301	100.00%	<div style="width: 100.00%;"><div style="width: 100.00%;"></div></div>	5	150	146
Overvotes	0			0	0	0
Undervotes	41			1	8	32

REP Justice, 12th Ct of Appeals District, PI 3

Vote For 1

	TOTAL	VOTE %		Absentee	Early Voting	Election Day
Greg Neeley	243	100.00%	<div style="width: 100.00%;"><div style="width: 100.00%;"></div></div>	4	121	118
Total Votes Cast	243	100.00%	<div style="width: 100.00%;"><div style="width: 100.00%;"></div></div>	4	121	118
Overvotes	0			0	0	0
Undervotes	99			2	37	60

REP Dist Judge, 7th Judicial Dist

Vote For 1

	TOTAL	VOTE %		Absentee	Early Voting	Election Day
Kerry L. Russell	249	100.00%	<div style="width: 100.00%;"><div style="width: 100.00%;"></div></div>	4	123	122
Total Votes Cast	249	100.00%	<div style="width: 100.00%;"><div style="width: 100.00%;"></div></div>	4	123	122
Overvotes	0			0	0	0
Undervotes	93			2	35	56

Precinct 0014

REP Dist Judge, 114th Judicial Dist

Vote For 1

	TOTAL	VOTE %	Absentee	Early Voting	Election Day
Austin Reeve Jackson	249	100.00%	4	123	122
Total Votes Cast	249	100.00%	4	123	122
Overvotes	0		0	0	0
Undervotes	93		2	35	56

REP Dist Judge, 475th Judicial Dist

Vote For 1

	TOTAL	VOTE %	Absentee	Early Voting	Election Day
Taylor Heaton	244	100.00%	4	120	120
Total Votes Cast	244	100.00%	4	120	120
Overvotes	0		0	0	0
Undervotes	98		2	38	58

REP Judge, Co Court at Law No. 2, Unexp

Vote For 1

	TOTAL	VOTE %	Absentee	Early Voting	Election Day
Sara Maynard	189	64.07%	3	87	99
Amy McCullough	106	35.93%	1	57	48
Total Votes Cast	295	100.00%	4	144	147
Overvotes	0		0	0	0
Undervotes	47		2	14	31

REP Sheriff

Vote For 1

	TOTAL	VOTE %	Absentee	Early Voting	Election Day
Chris V Green	142	44.80%	1	58	83
Larry R. Smith	175	55.20%	4	94	77
Total Votes Cast	317	100.00%	5	152	160
Overvotes	0		0	0	0
Undervotes	25		1	6	18

REP County Tax Assessor-Collector

Vote For 1

	TOTAL	VOTE %	Absentee	Early Voting	Election Day
Gary B Barber	270	100.00%	5	128	137
Total Votes Cast	270	100.00%	5	128	137
Overvotes	0		0	0	0
Undervotes	72		1	30	41

Precinct 0014

REP Constable Pct 5

Vote For 1

	TOTAL	VOTE %	Absentee	Early Voting	Election Day
Wesley Hicks	261	100.00%	4	124	133
Total Votes Cast	261	100.00%	4	124	133
Overvotes	0		0	0	0
Undervotes	81		2	34	45

REP County Chair

Vote For 1

	TOTAL	VOTE %	Absentee	Early Voting	Election Day
David Stein	143	60.85%	2	79	62
Kevin McCall	92	39.15%	1	36	55
Total Votes Cast	235	100.00%	3	115	117
Overvotes	0		0	0	0
Undervotes	107		3	43	61

REP Proposition 1

Vote For 1

	TOTAL	VOTE %	Absentee	Early Voting	Election Day
YES	280	85.11%	4	128	148
NO	49	14.89%	2	26	21
Total Votes Cast	329	100.00%	6	154	169
Overvotes	0		0	0	0
Undervotes	13		0	4	9

REP Proposition 2

Vote For 1

	TOTAL	VOTE %	Absentee	Early Voting	Election Day
YES	320	94.40%	6	145	169
NO	19	5.60%	0	13	6
Total Votes Cast	339	100.00%	6	158	175
Overvotes	0		0	0	0
Undervotes	3		0	0	3

REP Proposition 3

Vote For 1

	TOTAL	VOTE %	Absentee	Early Voting	Election Day
YES	309	91.69%	5	143	161
NO	28	8.31%	0	14	14
Total Votes Cast	337	100.00%	5	157	175
Overvotes	0		0	0	0
Undervotes	5		1	1	3

Precinct 0014

REP Proposition 4

Vote For 1

	TOTAL	VOTE %	Absentee	Early Voting	Election Day
YES	297	90.27%	5	134	158
NO	32	9.73%	1	18	13
Total Votes Cast	329	100.00%	6	152	171
Overvotes	0		0	0	0
Undervotes	13		0	6	7

REP Proposition 5

Vote For 1

	TOTAL	VOTE %	Absentee	Early Voting	Election Day
YES	291	87.39%	6	134	151
NO	42	12.61%	0	22	20
Total Votes Cast	333	100.00%	6	156	171
Overvotes	0		0	0	0
Undervotes	9		0	2	7

REP Proposition 6

Vote For 1

	TOTAL	VOTE %	Absentee	Early Voting	Election Day
YES	296	90.24%	6	140	150
NO	32	9.76%	0	14	18
Total Votes Cast	328	100.00%	6	154	168
Overvotes	0		0	0	0
Undervotes	14		0	4	10

REP Proposition 7

Vote For 1

	TOTAL	VOTE %	Absentee	Early Voting	Election Day
YES	256	82.32%	3	123	130
NO	55	17.68%	2	25	28
Total Votes Cast	311	100.00%	5	148	158
Overvotes	0		0	0	0
Undervotes	31		1	10	20

REP Proposition 8

Vote For 1

	TOTAL	VOTE %	Absentee	Early Voting	Election Day
YES	324	95.86%	6	147	171
NO	14	4.14%	0	10	4
Total Votes Cast	338	100.00%	6	157	175
Overvotes	0		0	0	0
Undervotes	4		0	1	3

Precinct 0014

REP Proposition 9

Vote For 1

	TOTAL	VOTE %		Absentee	Early Voting	Election Day
YES	250	75.99%		4	120	126
NO	79	24.01%		1	34	44
Total Votes Cast	329	100.00%		5	154	170
Overvotes	0			0	0	0
Undervotes	13			1	4	8

REP Proposition 10

Vote For 1

	TOTAL	VOTE %		Absentee	Early Voting	Election Day
YES	305	92.99%		6	138	161
NO	23	7.01%		0	16	7
Total Votes Cast	328	100.00%		6	154	168
Overvotes	0			0	0	0
Undervotes	14			0	4	10

REP Proposition 11

Vote For 1

	TOTAL	VOTE %		Absentee	Early Voting	Election Day
YES	276	82.39%		4	126	146
NO	59	17.61%		2	30	27
Total Votes Cast	335	100.00%		6	156	173
Overvotes	0			0	0	0
Undervotes	7			0	2	5

REP Proposition 12

Vote For 1

	TOTAL	VOTE %		Absentee	Early Voting	Election Day
YES	329	97.05%		5	151	173
NO	10	2.95%		1	6	3
Total Votes Cast	339	100.00%		6	157	176
Overvotes	0			0	0	0
Undervotes	3			0	1	2

REP Proposition 13

Vote For 1

	TOTAL	VOTE %		Absentee	Early Voting	Election Day
YES	323	96.13%		6	148	169
NO	13	3.87%		0	7	6
Total Votes Cast	336	100.00%		6	155	175
Overvotes	0			0	0	0
Undervotes	6			0	3	3

Precinct 0014

DEM President

Vote For 1

	TOTAL	VOTE %	Absentee	Early Voting	Election Day
Gabriel A. Cornejo	2	3.03%	0	1	1
Joseph R. Biden Jr.	60	90.91%	2	31	27
Star Locke	0	0.00%	0	0	0
Dean Phillips	3	4.55%	0	0	3
Armando "Mando" Perez-Serrato	0	0.00%	0	0	0
Marianne Williamson	1	1.52%	0	1	0
Frankie Lozada	0	0.00%	0	0	0
Cenk Uygur	0	0.00%	0	0	0
Total Votes Cast	66	100.00%	2	33	31
Overvotes	0		0	0	0
Undervotes	3		0	3	0

DEM US Senator

Vote For 1

	TOTAL	VOTE %	Absentee	Early Voting	Election Day
Carl Oscar Sherman	9	15.00%	2	3	4
Meri Gomez	1	1.67%	0	0	1
Heli Rodriguez Prilliman	1	1.67%	0	0	1
Colin Allred	39	65.00%	0	24	15
Roland Gutierrez	5	8.33%	0	3	2
A. "Robert" Hassan	1	1.67%	0	0	1
Steven J. Keough	1	1.67%	0	0	1
Thierry Tchenko	1	1.67%	0	0	1
Mark Gonzalez	2	3.33%	0	2	0
Total Votes Cast	60	100.00%	2	32	26
Overvotes	0		0	0	0
Undervotes	9		0	4	5

DEM Railroad Commissioner

Vote For 1

	TOTAL	VOTE %	Absentee	Early Voting	Election Day
Katherine Culbert	36	65.45%	2	17	17
Bill Burch	19	34.55%	0	13	6
Total Votes Cast	55	100.00%	2	30	23
Overvotes	0		0	0	0
Undervotes	14		0	6	8

Precinct 0014

DEM Justice, Supreme Court, PI 2

Vote For 1

	TOTAL	VOTE %	Absentee	Early Voting	Election Day
DaSean Jones	44	81.48%	2	22	20
Randy Sarosdy	10	18.52%	0	7	3
Total Votes Cast	54	100.00%	2	29	23
Overvotes	0		0	0	0
Undervotes	15		0	7	8

DEM Justice, Supreme Court, PI 4

Vote For 1

	TOTAL	VOTE %	Absentee	Early Voting	Election Day
Christine Vinh Weems	44	100.00%	1	23	20
Total Votes Cast	44	100.00%	1	23	20
Overvotes	0		0	0	0
Undervotes	25		1	13	11

DEM Justice, Supreme Court, PI 6

Vote For 1

	TOTAL	VOTE %	Absentee	Early Voting	Election Day
Joe Pool	12	23.08%	0	5	7
Bonnie Lee Goldstein	40	76.92%	1	25	14
Total Votes Cast	52	100.00%	1	30	21
Overvotes	0		0	0	0
Undervotes	17		1	6	10

DEM Presiding Judge, Ct of Crim App

Vote For 1

	TOTAL	VOTE %	Absentee	Early Voting	Election Day
Holly Taylor	45	100.00%	2	24	19
Total Votes Cast	45	100.00%	2	24	19
Overvotes	0		0	0	0
Undervotes	24		0	12	12

DEM Judge, Ct of Crim App, PI 7

Vote For 1

	TOTAL	VOTE %	Absentee	Early Voting	Election Day
Nancy Mulder	43	100.00%	1	23	19
Total Votes Cast	43	100.00%	1	23	19
Overvotes	0		0	0	0
Undervotes	26		1	13	12

Precinct 0014

DEM Judge, Ct of Crim App, PI 8

Vote For 1

	TOTAL	VOTE %	Absentee	Early Voting	Election Day
Chika Anyiam	46	100.00%	2	24	20
Total Votes Cast	46	100.00%	2	24	20
Overvotes	0		0	0	0
Undervotes	23		0	12	11

DEM County Chair

Vote For 1

	TOTAL	VOTE %	Absentee	Early Voting	Election Day
Hector Garza	57	100.00%	1	29	27
Total Votes Cast	57	100.00%	1	29	27
Overvotes	0		0	0	0
Undervotes	12		1	7	4

Precinct 0015

Statistics

	TOTAL	Absentee	Early Voting	Election Day
Registered Voters - Total	3,769			
Ballots Cast - Total	1,449	22	653	774
Ballots Cast - Republican Party	1,366	20	619	727
Ballots Cast - Democratic Party	83	2	34	47
Ballots Cast - Blank	0	0	0	0
Voter Turnout - Total	38.45%			
Voter Turnout - Republican Party	0.00%			
Voter Turnout - Democratic Party	0.00%			

REP President

Vote For 1

	TOTAL	VOTE %	Absentee	Early Voting	Election Day
Asa Hutchinson	1	0.07%	0	0	1
Donald J. Trump	1,080	79.18%	17	470	593
Ron DeSantis	22	1.61%	0	16	6
Vivek Ramaswamy	0	0.00%	0	0	0
David Stuckenberg	2	0.15%	0	1	1
Chris Christie	2	0.15%	0	2	0
Ryan L. Binkley	1	0.07%	0	1	0
Nikki Haley	236	17.30%	3	117	116
Uncommitted	20	1.47%	0	11	9
Total Votes Cast	1,364	100.00%	20	618	726
Overvotes	0		0	0	0
Undervotes	2		0	1	1

REP US Senator

Vote For 1

	TOTAL	VOTE %	Absentee	Early Voting	Election Day
R E (Rufus) Lopez	48	3.71%	0	22	26
Ted Cruz	1,194	92.34%	20	549	625
Holland "Redd" Gibson	51	3.94%	0	24	27
Total Votes Cast	1,293	100.00%	20	595	678
Overvotes	0		0	0	0
Undervotes	73		0	24	49

REP US Representative, Dist 1

Vote For 1

	TOTAL	VOTE %	Absentee	Early Voting	Election Day
Nathaniel Moran	977	100.00%	19	465	493
Total Votes Cast	977	100.00%	19	465	493
Overvotes	0		0	0	0
Undervotes	389		1	154	234

Precinct 0015

REP Railroad Commissioner

Vote For 1

	TOTAL	VOTE %	Absentee	Early Voting	Election Day
Corey Howell	111	10.34%	3	41	67
Petra Reyes	21	1.96%	0	10	11
Christie Clark	173	16.11%	1	84	88
James "Jim" Matlock	203	18.90%	3	81	119
Christi Craddick	566	52.70%	9	299	258
Total Votes Cast	1,074	100.00%	16	515	543
Overvotes	0		0	0	0
Undervotes	292		4	104	184

REP Justice, Supreme Court, PI 2

Vote For 1

	TOTAL	VOTE %	Absentee	Early Voting	Election Day
Jimmy Blacklock	964	100.00%	14	467	483
Total Votes Cast	964	100.00%	14	467	483
Overvotes	0		0	0	0
Undervotes	402		6	152	244

REP Justice, Supreme Court, PI 4

Vote For 1

	TOTAL	VOTE %	Absentee	Early Voting	Election Day
John Devine	599	59.42%	11	285	303
Brian Walker	409	40.58%	5	192	212
Total Votes Cast	1,008	100.00%	16	477	515
Overvotes	0		0	0	0
Undervotes	358		4	142	212

REP Justice, Supreme Court, PI 6

Vote For 1

	TOTAL	VOTE %	Absentee	Early Voting	Election Day
Jane Bland	863	100.00%	14	418	431
Total Votes Cast	863	100.00%	14	418	431
Overvotes	0		0	0	0
Undervotes	503		6	201	296

REP Presiding Judge, Ct of Crim App

Vote For 1

	TOTAL	VOTE %	Absentee	Early Voting	Election Day
David J. Schenck	728	68.74%	11	362	355
Sharon Keller	331	31.26%	5	138	188
Total Votes Cast	1,059	100.00%	16	500	543
Overvotes	0		0	0	0
Undervotes	307		4	119	184

Precinct 0015

REP Judge, Ct of Crim App, PI 7

Vote For 1

	TOTAL	VOTE %	Absentee	Early Voting	Election Day
Gina Parker	756	74.78%	13	361	382
Barbara Parker Hervey	255	25.22%	3	120	132
Total Votes Cast	1,011	100.00%	16	481	514
Overvotes	0		0	0	0
Undervotes	355		4	138	213

REP Judge, Ct of Crim App, PI 8

Vote For 1

	TOTAL	VOTE %	Absentee	Early Voting	Election Day
Lee Finley	501	54.28%	5	247	249
Michelle Slaughter	422	45.72%	6	189	227
Total Votes Cast	923	100.00%	11	436	476
Overvotes	0		0	0	0
Undervotes	443		9	183	251

REP State Representative, Dist 5

Vote For 1

	TOTAL	VOTE %	Absentee	Early Voting	Election Day
Jeff Fletcher	392	32.42%	3	200	189
Cole Hefner	755	62.45%	15	347	393
Dewey Collier	62	5.13%	0	26	36
Total Votes Cast	1,209	100.00%	18	573	618
Overvotes	0		0	0	0
Undervotes	157		2	46	109

REP Justice, 12th Ct of Appeals District, PI 3

Vote For 1

	TOTAL	VOTE %	Absentee	Early Voting	Election Day
Greg Neeley	923	100.00%	14	437	472
Total Votes Cast	923	100.00%	14	437	472
Overvotes	0		0	0	0
Undervotes	443		6	182	255

REP Dist Judge, 7th Judicial Dist

Vote For 1

	TOTAL	VOTE %	Absentee	Early Voting	Election Day
Kerry L. Russell	929	100.00%	14	444	471
Total Votes Cast	929	100.00%	14	444	471
Overvotes	0		0	0	0
Undervotes	437		6	175	256

Precinct 0015

REP Dist Judge, 114th Judicial Dist

Vote For 1

	TOTAL	VOTE %	Absentee	Early Voting	Election Day
Austin Reeve Jackson	944	100.00%	16	454	474
Total Votes Cast	944	100.00%	16	454	474
Overvotes	0		0	0	0
Undervotes	422		4	165	253

REP Dist Judge, 475th Judicial Dist

Vote For 1

	TOTAL	VOTE %	Absentee	Early Voting	Election Day
Taylor Heaton	915	100.00%	13	437	465
Total Votes Cast	915	100.00%	13	437	465
Overvotes	0		0	0	0
Undervotes	451		7	182	262

REP Judge, Co Court at Law No. 2, Unexp

Vote For 1

	TOTAL	VOTE %	Absentee	Early Voting	Election Day
Sara Maynard	679	61.01%	10	309	360
Amy McCullough	434	38.99%	4	216	214
Total Votes Cast	1,113	100.00%	14	525	574
Overvotes	0		0	0	0
Undervotes	253		6	94	153

REP Sheriff

Vote For 1

	TOTAL	VOTE %	Absentee	Early Voting	Election Day
Chris V Green	370	29.53%	2	154	214
Larry R. Smith	883	70.47%	18	424	441
Total Votes Cast	1,253	100.00%	20	578	655
Overvotes	0		0	0	0
Undervotes	113		0	41	72

REP County Tax Assessor-Collector

Vote For 1

	TOTAL	VOTE %	Absentee	Early Voting	Election Day
Gary B Barber	1,035	100.00%	19	495	521
Total Votes Cast	1,035	100.00%	19	495	521
Overvotes	0		0	0	0
Undervotes	331		1	124	206

Precinct 0015

REP County Commissioner Pct 3

Vote For 1

	TOTAL	VOTE %	Absentee	Early Voting	Election Day
Rusty Smith	209	18.98%	2	94	113
J. Scott Herod	526	47.77%	8	259	259
Terry Phillips	366	33.24%	7	174	185
Total Votes Cast	1,101	100.00%	17	527	557
Overvotes	0		0	0	0
Undervotes	265		3	92	170

REP Constable Pct 5

Vote For 1

	TOTAL	VOTE %	Absentee	Early Voting	Election Day
Wesley Hicks	944	100.00%	13	451	480
Total Votes Cast	944	100.00%	13	451	480
Overvotes	0		0	0	0
Undervotes	422		7	168	247

REP County Chair

Vote For 1

	TOTAL	VOTE %	Absentee	Early Voting	Election Day
David Stein	564	61.44%	8	282	274
Kevin McCall	354	38.56%	3	154	197
Total Votes Cast	918	100.00%	11	436	471
Overvotes	0		0	0	0
Undervotes	448		9	183	256

REP Proposition 1

Vote For 1

	TOTAL	VOTE %	Absentee	Early Voting	Election Day
YES	1,012	76.90%	11	474	527
NO	304	23.10%	7	125	172
Total Votes Cast	1,316	100.00%	18	599	699
Overvotes	0		0	0	0
Undervotes	50		2	20	28

REP Proposition 2

Vote For 1

	TOTAL	VOTE %	Absentee	Early Voting	Election Day
YES	1,278	94.88%	20	575	683
NO	69	5.12%	0	41	28
Total Votes Cast	1,347	100.00%	20	616	711
Overvotes	0		0	0	0
Undervotes	19		0	3	16

Precinct 0015

REP Proposition 3

Vote For 1

	TOTAL	VOTE %	Absentee	Early Voting	Election Day
YES	1,262	94.25%	19	574	669
NO	77	5.75%	0	35	42
Total Votes Cast	1,339	100.00%	19	609	711
Overvotes	0		0	0	0
Undervotes	27		1	10	16

REP Proposition 4

Vote For 1

	TOTAL	VOTE %	Absentee	Early Voting	Election Day
YES	1,231	91.66%	20	558	653
NO	112	8.34%	0	57	55
Total Votes Cast	1,343	100.00%	20	615	708
Overvotes	0		0	0	0
Undervotes	23		0	4	19

REP Proposition 5

Vote For 1

	TOTAL	VOTE %	Absentee	Early Voting	Election Day
YES	1,190	88.67%	20	547	623
NO	152	11.33%	0	66	86
Total Votes Cast	1,342	100.00%	20	613	709
Overvotes	0		0	0	0
Undervotes	24		0	6	18

REP Proposition 6

Vote For 1

	TOTAL	VOTE %	Absentee	Early Voting	Election Day
YES	1,128	85.84%	15	521	592
NO	186	14.16%	5	80	101
Total Votes Cast	1,314	100.00%	20	601	693
Overvotes	0		0	0	0
Undervotes	52		0	18	34

REP Proposition 7

Vote For 1

	TOTAL	VOTE %	Absentee	Early Voting	Election Day
YES	982	79.64%	12	450	520
NO	251	20.36%	6	118	127
Total Votes Cast	1,233	100.00%	18	568	647
Overvotes	0		0	0	0
Undervotes	133		2	51	80

Precinct 0015

REP Proposition 8

Vote For 1

	TOTAL	VOTE %	Absentee	Early Voting	Election Day
YES	1,247	93.55%	18	561	668
NO	86	6.45%	2	50	34
Total Votes Cast	1,333	100.00%	20	611	702
Overvotes	0		0	0	0
Undervotes	33		0	8	25

REP Proposition 9

Vote For 1

	TOTAL	VOTE %	Absentee	Early Voting	Election Day
YES	1,026	78.26%	18	476	532
NO	285	21.74%	2	123	160
Total Votes Cast	1,311	100.00%	20	599	692
Overvotes	0		0	0	0
Undervotes	55		0	20	35

REP Proposition 10

Vote For 1

	TOTAL	VOTE %	Absentee	Early Voting	Election Day
YES	1,240	93.58%	20	564	656
NO	85	6.42%	0	43	42
Total Votes Cast	1,325	100.00%	20	607	698
Overvotes	0		0	0	0
Undervotes	41		0	12	29

REP Proposition 11

Vote For 1

	TOTAL	VOTE %	Absentee	Early Voting	Election Day
YES	1,036	77.26%	14	472	550
NO	305	22.74%	6	139	160
Total Votes Cast	1,341	100.00%	20	611	710
Overvotes	0		0	0	0
Undervotes	25		0	8	17

REP Proposition 12

Vote For 1

	TOTAL	VOTE %	Absentee	Early Voting	Election Day
YES	1,324	98.15%	20	597	707
NO	25	1.85%	0	18	7
Total Votes Cast	1,349	100.00%	20	615	714
Overvotes	0		0	0	0
Undervotes	17		0	4	13

Precinct 0015

REP Proposition 13

Vote For 1

	TOTAL	VOTE %	Absentee	Early Voting	Election Day
YES	1,321	98.29%	19	601	701
NO	23	1.71%	0	13	10
Total Votes Cast	1,344	100.00%	19	614	711
Overvotes	0		0	0	0
Undervotes	22		1	5	16

DEM President

Vote For 1

	TOTAL	VOTE %	Absentee	Early Voting	Election Day
Gabriel A. Cornejo	0	0.00%	0	0	0
Joseph R. Biden Jr.	79	96.34%	2	33	44
Star Locke	0	0.00%	0	0	0
Dean Phillips	1	1.22%	0	1	0
Armando "Mando" Perez-Serrato	0	0.00%	0	0	0
Marianne Williamson	1	1.22%	0	0	1
Frankie Lozada	0	0.00%	0	0	0
Cenk Uygur	1	1.22%	0	0	1
Total Votes Cast	82	100.00%	2	34	46
Overvotes	0		0	0	0
Undervotes	1		0	0	1

DEM US Senator

Vote For 1

	TOTAL	VOTE %	Absentee	Early Voting	Election Day
Carl Oscar Sherman	2	2.60%	0	1	1
Meri Gomez	9	11.69%	0	3	6
Heli Rodriguez Prilliman	2	2.60%	0	0	2
Colin Allred	37	48.05%	0	18	19
Roland Gutierrez	12	15.58%	1	8	3
A. "Robert" Hassan	4	5.19%	0	1	3
Steven J. Keough	8	10.39%	1	1	6
Thierry Tchenko	1	1.30%	0	0	1
Mark Gonzalez	2	2.60%	0	1	1
Total Votes Cast	77	100.00%	2	33	42
Overvotes	0		0	0	0
Undervotes	6		0	1	5

Precinct 0015

DEM Railroad Commissioner

Vote For 1

	TOTAL	VOTE %		Absentee	Early Voting	Election Day
Katherine Culbert	49	65.33%	<div style="width: 65.33%;"><div style="width: 65.33%;"></div></div>	1	18	30
Bill Burch	26	34.67%	<div style="width: 34.67%;"><div style="width: 34.67%;"></div></div>	1	14	11
Total Votes Cast	75	100.00%	<div style="width: 100.00%;"><div style="width: 100.00%;"></div></div>	2	32	41
Overvotes	0			0	0	0
Undervotes	8			0	2	6

DEM Justice, Supreme Court, PI 2

Vote For 1

	TOTAL	VOTE %		Absentee	Early Voting	Election Day
DaSean Jones	33	47.83%	<div style="width: 47.83%;"><div style="width: 47.83%;"></div></div>	1	17	15
Randy Sarosdy	36	52.17%	<div style="width: 52.17%;"><div style="width: 52.17%;"></div></div>	0	15	21
Total Votes Cast	69	100.00%	<div style="width: 100.00%;"><div style="width: 100.00%;"></div></div>	1	32	36
Overvotes	0			0	0	0
Undervotes	14			1	2	11

DEM Justice, Supreme Court, PI 4

Vote For 1

	TOTAL	VOTE %		Absentee	Early Voting	Election Day
Christine Vinh Weems	67	100.00%	<div style="width: 100.00%;"><div style="width: 100.00%;"></div></div>	2	30	35
Total Votes Cast	67	100.00%	<div style="width: 100.00%;"><div style="width: 100.00%;"></div></div>	2	30	35
Overvotes	0			0	0	0
Undervotes	16			0	4	12

DEM Justice, Supreme Court, PI 6

Vote For 1

	TOTAL	VOTE %		Absentee	Early Voting	Election Day
Joe Pool	24	31.58%	<div style="width: 31.58%;"><div style="width: 31.58%;"></div></div>	1	10	13
Bonnie Lee Goldstein	52	68.42%	<div style="width: 68.42%;"><div style="width: 68.42%;"></div></div>	1	23	28
Total Votes Cast	76	100.00%	<div style="width: 100.00%;"><div style="width: 100.00%;"></div></div>	2	33	41
Overvotes	0			0	0	0
Undervotes	7			0	1	6

DEM Presiding Judge, Ct of Crim App

Vote For 1

	TOTAL	VOTE %		Absentee	Early Voting	Election Day
Holly Taylor	69	100.00%	<div style="width: 100.00%;"><div style="width: 100.00%;"></div></div>	2	30	37
Total Votes Cast	69	100.00%	<div style="width: 100.00%;"><div style="width: 100.00%;"></div></div>	2	30	37
Overvotes	0			0	0	0
Undervotes	14			0	4	10

Precinct 0015

DEM Judge, Ct of Crim App, PI 7

Vote For 1

	TOTAL	VOTE %	Absentee	Early Voting	Election Day
Nancy Mulder	67	100.00%	2	30	35
Total Votes Cast	67	100.00%	2	30	35
Overvotes	0		0	0	0
Undervotes	16		0	4	12

DEM Judge, Ct of Crim App, PI 8

Vote For 1

	TOTAL	VOTE %	Absentee	Early Voting	Election Day
Chika Anyiam	67	100.00%	2	30	35
Total Votes Cast	67	100.00%	2	30	35
Overvotes	0		0	0	0
Undervotes	16		0	4	12

DEM County Commissioner Pct 3

Vote For 1

	TOTAL	VOTE %	Absentee	Early Voting	Election Day
Dave Hansen	20	28.17%	1	9	10
Edith Mayfield Wilson	51	71.83%	1	20	30
Total Votes Cast	71	100.00%	2	29	40
Overvotes	0		0	0	0
Undervotes	12		0	5	7

DEM County Chair

Vote For 1

	TOTAL	VOTE %	Absentee	Early Voting	Election Day
Hector Garza	70	100.00%	2	32	36
Total Votes Cast	70	100.00%	2	32	36
Overvotes	0		0	0	0
Undervotes	13		0	2	11

Precinct 0016

Statistics

	TOTAL	Absentee	Early Voting	Election Day
Registered Voters - Total	1,302			
Ballots Cast - Total	202	18	120	64
Ballots Cast - Republican Party	18	0	10	8
Ballots Cast - Democratic Party	184	18	110	56
Ballots Cast - Blank	0	0	0	0
Voter Turnout - Total	15.51%			
Voter Turnout - Republican Party	0.00%			
Voter Turnout - Democratic Party	0.00%			

REP President

Vote For 1

	TOTAL	VOTE %	Absentee	Early Voting	Election Day
Asa Hutchinson	0	0.00%	0	0	0
Donald J. Trump	17	94.44%	0	10	7
Ron DeSantis	0	0.00%	0	0	0
Vivek Ramaswamy	0	0.00%	0	0	0
David Stuckenberg	0	0.00%	0	0	0
Chris Christie	0	0.00%	0	0	0
Ryan L. Binkley	0	0.00%	0	0	0
Nikki Haley	1	5.56%	0	0	1
Uncommitted	0	0.00%	0	0	0
Total Votes Cast	18	100.00%	0	10	8
Overvotes	0		0	0	0
Undervotes	0		0	0	0

REP US Senator

Vote For 1

	TOTAL	VOTE %	Absentee	Early Voting	Election Day
R E (Rufus) Lopez	1	5.56%	0	0	1
Ted Cruz	17	94.44%	0	10	7
Holland "Redd" Gibson	0	0.00%	0	0	0
Total Votes Cast	18	100.00%	0	10	8
Overvotes	0		0	0	0
Undervotes	0		0	0	0

REP US Representative, Dist 1

Vote For 1

	TOTAL	VOTE %	Absentee	Early Voting	Election Day
Nathaniel Moran	13	100.00%	0	8	5
Total Votes Cast	13	100.00%	0	8	5
Overvotes	0		0	0	0
Undervotes	5		0	2	3

Precinct 0016

REP Railroad Commissioner

Vote For 1

	TOTAL	VOTE %	Absentee	Early Voting	Election Day
Corey Howell	2	13.33%	0	1	1
Petra Reyes	1	6.67%	0	0	1
Christie Clark	4	26.67%	0	3	1
James "Jim" Matlock	2	13.33%	0	1	1
Christi Craddick	6	40.00%	0	3	3
Total Votes Cast	15	100.00%	0	8	7
Overvotes	0		0	0	0
Undervotes	3		0	2	1

REP Justice, Supreme Court, PI 2

Vote For 1

	TOTAL	VOTE %	Absentee	Early Voting	Election Day
Jimmy Blacklock	10	100.00%	0	4	6
Total Votes Cast	10	100.00%	0	4	6
Overvotes	0		0	0	0
Undervotes	8		0	6	2

REP Justice, Supreme Court, PI 4

Vote For 1

	TOTAL	VOTE %	Absentee	Early Voting	Election Day
John Devine	6	46.15%	0	3	3
Brian Walker	7	53.85%	0	4	3
Total Votes Cast	13	100.00%	0	7	6
Overvotes	0		0	0	0
Undervotes	5		0	3	2

REP Justice, Supreme Court, PI 6

Vote For 1

	TOTAL	VOTE %	Absentee	Early Voting	Election Day
Jane Bland	10	100.00%	0	4	6
Total Votes Cast	10	100.00%	0	4	6
Overvotes	0		0	0	0
Undervotes	8		0	6	2

REP Presiding Judge, Ct of Crim App

Vote For 1

	TOTAL	VOTE %	Absentee	Early Voting	Election Day
David J. Schenck	7	50.00%	0	2	5
Sharon Keller	7	50.00%	0	6	1
Total Votes Cast	14	100.00%	0	8	6
Overvotes	0		0	0	0
Undervotes	4		0	2	2

Precinct 0016

REP Judge, Ct of Crim App, PI 7

Vote For 1

	TOTAL	VOTE %	Absentee	Early Voting	Election Day
Gina Parker	9	69.23%	0	4	5
Barbara Parker Hervey	4	30.77%	0	2	2
Total Votes Cast	13	100.00%	0	6	7
Overvotes	0		0	0	0
Undervotes	5		0	4	1

REP Judge, Ct of Crim App, PI 8

Vote For 1

	TOTAL	VOTE %	Absentee	Early Voting	Election Day
Lee Finley	5	38.46%	0	1	4
Michelle Slaughter	8	61.54%	0	6	2
Total Votes Cast	13	100.00%	0	7	6
Overvotes	0		0	0	0
Undervotes	5		0	3	2

REP State Representative, Dist 6

Vote For 1

	TOTAL	VOTE %	Absentee	Early Voting	Election Day
Daniel Alders	10	100.00%	0	4	6
Total Votes Cast	10	100.00%	0	4	6
Overvotes	0		0	0	0
Undervotes	8		0	6	2

REP Justice, 12th Ct of Appeals District, PI 3

Vote For 1

	TOTAL	VOTE %	Absentee	Early Voting	Election Day
Greg Neeley	10	100.00%	0	4	6
Total Votes Cast	10	100.00%	0	4	6
Overvotes	0		0	0	0
Undervotes	8		0	6	2

REP Dist Judge, 7th Judicial Dist

Vote For 1

	TOTAL	VOTE %	Absentee	Early Voting	Election Day
Kerry L. Russell	12	100.00%	0	6	6
Total Votes Cast	12	100.00%	0	6	6
Overvotes	0		0	0	0
Undervotes	6		0	4	2

Precinct 0016

REP Dist Judge, 114th Judicial Dist

Vote For 1

	TOTAL	VOTE %	Absentee	Early Voting	Election Day
Austin Reeve Jackson	10	100.00%	0	4	6
Total Votes Cast	10	100.00%	0	4	6
Overvotes	0		0	0	0
Undervotes	8		0	6	2

REP Dist Judge, 475th Judicial Dist

Vote For 1

	TOTAL	VOTE %	Absentee	Early Voting	Election Day
Taylor Heaton	10	100.00%	0	4	6
Total Votes Cast	10	100.00%	0	4	6
Overvotes	0		0	0	0
Undervotes	8		0	6	2

REP Judge, Co Court at Law No. 2, Unexp

Vote For 1

	TOTAL	VOTE %	Absentee	Early Voting	Election Day
Sara Maynard	8	53.33%	0	2	6
Amy McCullough	7	46.67%	0	6	1
Total Votes Cast	15	100.00%	0	8	7
Overvotes	0		0	0	0
Undervotes	3		0	2	1

REP Sheriff

Vote For 1

	TOTAL	VOTE %	Absentee	Early Voting	Election Day
Chris V Green	5	29.41%	0	4	1
Larry R. Smith	12	70.59%	0	6	6
Total Votes Cast	17	100.00%	0	10	7
Overvotes	0		0	0	0
Undervotes	1		0	0	1

REP County Tax Assessor-Collector

Vote For 1

	TOTAL	VOTE %	Absentee	Early Voting	Election Day
Gary B Barber	14	100.00%	0	7	7
Total Votes Cast	14	100.00%	0	7	7
Overvotes	0		0	0	0
Undervotes	4		0	3	1

Precinct 0016

REP County Chair

Vote For 1

	TOTAL	VOTE %	Absentee	Early Voting	Election Day
David Stein	8	72.73%	0	5	3
Kevin McCall	3	27.27%	0	0	3
Total Votes Cast	11	100.00%	0	5	6
Overvotes	0		0	0	0
Undervotes	7		0	5	2

REP Proposition 1

Vote For 1

	TOTAL	VOTE %	Absentee	Early Voting	Election Day
YES	17	94.44%	0	10	7
NO	1	5.56%	0	0	1
Total Votes Cast	18	100.00%	0	10	8
Overvotes	0		0	0	0
Undervotes	0		0	0	0

REP Proposition 2

Vote For 1

	TOTAL	VOTE %	Absentee	Early Voting	Election Day
YES	18	100.00%	0	10	8
NO	0	0.00%	0	0	0
Total Votes Cast	18	100.00%	0	10	8
Overvotes	0		0	0	0
Undervotes	0		0	0	0

REP Proposition 3

Vote For 1

	TOTAL	VOTE %	Absentee	Early Voting	Election Day
YES	17	94.44%	0	10	7
NO	1	5.56%	0	0	1
Total Votes Cast	18	100.00%	0	10	8
Overvotes	0		0	0	0
Undervotes	0		0	0	0

REP Proposition 4

Vote For 1

	TOTAL	VOTE %	Absentee	Early Voting	Election Day
YES	16	88.89%	0	9	7
NO	2	11.11%	0	1	1
Total Votes Cast	18	100.00%	0	10	8
Overvotes	0		0	0	0
Undervotes	0		0	0	0

Precinct 0016

REP Proposition 5

Vote For 1

	TOTAL	VOTE %	Absentee	Early Voting	Election Day
YES	15	88.24%	0	8	7
NO	2	11.76%	0	1	1
Total Votes Cast	17	100.00%	0	9	8
Overvotes	0		0	0	0
Undervotes	1		0	1	0

REP Proposition 6

Vote For 1

	TOTAL	VOTE %	Absentee	Early Voting	Election Day
YES	14	77.78%	0	7	7
NO	4	22.22%	0	3	1
Total Votes Cast	18	100.00%	0	10	8
Overvotes	0		0	0	0
Undervotes	0		0	0	0

REP Proposition 7

Vote For 1

	TOTAL	VOTE %	Absentee	Early Voting	Election Day
YES	13	76.47%	0	5	8
NO	4	23.53%	0	4	0
Total Votes Cast	17	100.00%	0	9	8
Overvotes	0		0	0	0
Undervotes	1		0	1	0

REP Proposition 8

Vote For 1

	TOTAL	VOTE %	Absentee	Early Voting	Election Day
YES	18	100.00%	0	10	8
NO	0	0.00%	0	0	0
Total Votes Cast	18	100.00%	0	10	8
Overvotes	0		0	0	0
Undervotes	0		0	0	0

REP Proposition 9

Vote For 1

	TOTAL	VOTE %	Absentee	Early Voting	Election Day
YES	14	77.78%	0	9	5
NO	4	22.22%	0	1	3
Total Votes Cast	18	100.00%	0	10	8
Overvotes	0		0	0	0
Undervotes	0		0	0	0

Precinct 0016

REP Proposition 10

Vote For 1

	TOTAL	VOTE %	Absentee	Early Voting	Election Day
YES	18	100.00%	0	10	8
NO	0	0.00%	0	0	0
Total Votes Cast	18	100.00%	0	10	8
Overvotes	0		0	0	0
Undervotes	0		0	0	0

REP Proposition 11

Vote For 1

	TOTAL	VOTE %	Absentee	Early Voting	Election Day
YES	16	88.89%	0	9	7
NO	2	11.11%	0	1	1
Total Votes Cast	18	100.00%	0	10	8
Overvotes	0		0	0	0
Undervotes	0		0	0	0

REP Proposition 12

Vote For 1

	TOTAL	VOTE %	Absentee	Early Voting	Election Day
YES	18	100.00%	0	10	8
NO	0	0.00%	0	0	0
Total Votes Cast	18	100.00%	0	10	8
Overvotes	0		0	0	0
Undervotes	0		0	0	0

REP Proposition 13

Vote For 1

	TOTAL	VOTE %	Absentee	Early Voting	Election Day
YES	17	94.44%	0	10	7
NO	1	5.56%	0	0	1
Total Votes Cast	18	100.00%	0	10	8
Overvotes	0		0	0	0
Undervotes	0		0	0	0

Precinct 0016

DEM President

Vote For 1

	TOTAL	VOTE %	Absentee	Early Voting	Election Day
Gabriel A. Cornejo	2	1.16%	0	1	1
Joseph R. Biden Jr.	161	93.06%	17	95	49
Star Locke	1	0.58%	0	1	0
Dean Phillips	5	2.89%	1	4	0
Armando "Mando" Perez-Serrato	0	0.00%	0	0	0
Marianne Williamson	2	1.16%	0	1	1
Frankie Lozada	0	0.00%	0	0	0
Cenk Uygur	2	1.16%	0	1	1
Total Votes Cast	173	100.00%	18	103	52
Overvotes	0		0	0	0
Undervotes	11		0	7	4

DEM US Senator

Vote For 1

	TOTAL	VOTE %	Absentee	Early Voting	Election Day
Carl Oscar Sherman	40	24.84%	3	30	7
Meri Gomez	8	4.97%	1	4	3
Heli Rodriguez Prilliman	3	1.86%	0	1	2
Colin Allred	83	51.55%	11	44	28
Roland Gutierrez	5	3.11%	0	2	3
A. "Robert" Hassan	4	2.48%	0	2	2
Steven J. Keough	1	0.62%	0	1	0
Thierry Tchenko	1	0.62%	0	0	1
Mark Gonzalez	16	9.94%	0	11	5
Total Votes Cast	161	100.00%	15	95	51
Overvotes	0		0	0	0
Undervotes	23		3	15	5

DEM Railroad Commissioner

Vote For 1

	TOTAL	VOTE %	Absentee	Early Voting	Election Day
Katherine Culbert	101	64.74%	11	59	31
Bill Burch	55	35.26%	4	34	17
Total Votes Cast	156	100.00%	15	93	48
Overvotes	0		0	0	0
Undervotes	28		3	17	8

Precinct 0016

DEM Justice, Supreme Court, PI 2

Vote For 1

	TOTAL	VOTE %	Absentee	Early Voting	Election Day
DaSean Jones	119	77.78%	12	70	37
Randy Sarosdy	34	22.22%	3	21	10
Total Votes Cast	153	100.00%	15	91	47
Overvotes	0		0	0	0
Undervotes	31		3	19	9

DEM Justice, Supreme Court, PI 4

Vote For 1

	TOTAL	VOTE %	Absentee	Early Voting	Election Day
Christine Vinh Weems	130	100.00%	13	79	38
Total Votes Cast	130	100.00%	13	79	38
Overvotes	0		0	0	0
Undervotes	54		5	31	18

DEM Justice, Supreme Court, PI 6

Vote For 1

	TOTAL	VOTE %	Absentee	Early Voting	Election Day
Joe Pool	49	33.33%	7	28	14
Bonnie Lee Goldstein	98	66.67%	7	60	31
Total Votes Cast	147	100.00%	14	88	45
Overvotes	0		0	0	0
Undervotes	37		4	22	11

DEM Presiding Judge, Ct of Crim App

Vote For 1

	TOTAL	VOTE %	Absentee	Early Voting	Election Day
Holly Taylor	136	100.00%	12	83	41
Total Votes Cast	136	100.00%	12	83	41
Overvotes	0		0	0	0
Undervotes	48		6	27	15

DEM Judge, Ct of Crim App, PI 7

Vote For 1

	TOTAL	VOTE %	Absentee	Early Voting	Election Day
Nancy Mulder	132	100.00%	13	79	40
Total Votes Cast	132	100.00%	13	79	40
Overvotes	0		0	0	0
Undervotes	52		5	31	16

Precinct 0016

DEM Judge, Ct of Crim App, PI 8

Vote For 1

	TOTAL	VOTE %	Absentee	Early Voting	Election Day
Chika Anyiam	136	100.00%	12	84	40
Total Votes Cast	136	100.00%	12	84	40
Overvotes	0		0	0	0
Undervotes	48		6	26	16

DEM State Representative, Dist 6

Vote For 1

	TOTAL	VOTE %	Absentee	Early Voting	Election Day
Cody J Grace	125	100.00%	14	71	40
Total Votes Cast	125	100.00%	14	71	40
Overvotes	0		0	0	0
Undervotes	59		4	39	16

DEM Constable Pct 1

Vote For 1

	TOTAL	VOTE %	Absentee	Early Voting	Election Day
Ralph Caraway Jr	111	60.66%	14	62	35
Derrick P Holman	5	2.73%	0	1	4
Willie Mims	67	36.61%	4	46	17
Total Votes Cast	183	100.00%	18	109	56
Overvotes	0		0	0	0
Undervotes	1		0	1	0

DEM County Chair

Vote For 1

	TOTAL	VOTE %	Absentee	Early Voting	Election Day
Hector Garza	130	100.00%	13	75	42
Total Votes Cast	130	100.00%	13	75	42
Overvotes	0		0	0	0
Undervotes	54		5	35	14

Precinct 0017

Statistics

	TOTAL	Absentee	Early Voting	Election Day
Registered Voters - Total	1,572			
Ballots Cast - Total	429	12	202	215
Ballots Cast - Republican Party	411	11	196	204
Ballots Cast - Democratic Party	18	1	6	11
Ballots Cast - Blank	0	0	0	0
Voter Turnout - Total	27.29%			
Voter Turnout - Republican Party	0.00%			
Voter Turnout - Democratic Party	0.00%			

REP President

Vote For 1

	TOTAL	VOTE %	Absentee	Early Voting	Election Day
Asa Hutchinson	0	0.00%	0	0	0
Donald J. Trump	352	85.85%	7	170	175
Ron DeSantis	12	2.93%	0	4	8
Vivek Ramaswamy	2	0.49%	0	0	2
David Stuckenberg	0	0.00%	0	0	0
Chris Christie	1	0.24%	0	1	0
Ryan L. Binkley	0	0.00%	0	0	0
Nikki Haley	40	9.76%	3	19	18
Uncommitted	3	0.73%	0	2	1
Total Votes Cast	410	100.00%	10	196	204
Overvotes	0		0	0	0
Undervotes	1		1	0	0

REP US Senator

Vote For 1

	TOTAL	VOTE %	Absentee	Early Voting	Election Day
R E (Rufus) Lopez	11	2.74%	0	2	9
Ted Cruz	380	94.76%	11	185	184
Holland "Redd" Gibson	10	2.49%	0	6	4
Total Votes Cast	401	100.00%	11	193	197
Overvotes	0		0	0	0
Undervotes	10		0	3	7

REP US Representative, Dist 1

Vote For 1

	TOTAL	VOTE %	Absentee	Early Voting	Election Day
Nathaniel Moran	312	100.00%	11	146	155
Total Votes Cast	312	100.00%	11	146	155
Overvotes	0		0	0	0
Undervotes	99		0	50	49

Precinct 0017

REP Railroad Commissioner

Vote For 1

	TOTAL	VOTE %	Absentee	Early Voting	Election Day
Corey Howell	32	9.41%	0	18	14
Petra Reyes	5	1.47%	0	2	3
Christie Clark	42	12.35%	0	21	21
James "Jim" Matlock	69	20.29%	4	37	28
Christi Craddick	192	56.47%	7	92	93
Total Votes Cast	340	100.00%	11	170	159
Overvotes	0		0	0	0
Undervotes	71		0	26	45

REP Justice, Supreme Court, PI 2

Vote For 1

	TOTAL	VOTE %	Absentee	Early Voting	Election Day
Jimmy Blacklock	289	100.00%	6	138	145
Total Votes Cast	289	100.00%	6	138	145
Overvotes	0		0	0	0
Undervotes	122		5	58	59

REP Justice, Supreme Court, PI 4

Vote For 1

	TOTAL	VOTE %	Absentee	Early Voting	Election Day
John Devine	196	62.42%	11	103	82
Brian Walker	118	37.58%	0	56	62
Total Votes Cast	314	100.00%	11	159	144
Overvotes	0		0	0	0
Undervotes	97		0	37	60

REP Justice, Supreme Court, PI 6

Vote For 1

	TOTAL	VOTE %	Absentee	Early Voting	Election Day
Jane Bland	262	100.00%	6	127	129
Total Votes Cast	262	100.00%	6	127	129
Overvotes	0		0	0	0
Undervotes	149		5	69	75

REP Presiding Judge, Ct of Crim App

Vote For 1

	TOTAL	VOTE %	Absentee	Early Voting	Election Day
David J. Schenck	245	75.62%	11	124	110
Sharon Keller	79	24.38%	0	36	43
Total Votes Cast	324	100.00%	11	160	153
Overvotes	0		0	0	0
Undervotes	87		0	36	51

Precinct 0017

REP Judge, Ct of Crim App, PI 7

Vote For 1

	TOTAL	VOTE %	Absentee	Early Voting	Election Day
Gina Parker	255	79.69%	11	123	121
Barbara Parker Hervey	65	20.31%	0	38	27
Total Votes Cast	320	100.00%	11	161	148
Overvotes	0		0	0	0
Undervotes	91		0	35	56

REP Judge, Ct of Crim App, PI 8

Vote For 1

	TOTAL	VOTE %	Absentee	Early Voting	Election Day
Lee Finley	169	57.09%	2	88	79
Michelle Slaughter	127	42.91%	6	58	63
Total Votes Cast	296	100.00%	8	146	142
Overvotes	0		0	0	0
Undervotes	115		3	50	62

REP State Representative, Dist 5

Vote For 1

	TOTAL	VOTE %	Absentee	Early Voting	Election Day
Jeff Fletcher	148	39.68%	8	75	65
Cole Hefner	179	47.99%	3	87	89
Dewey Collier	46	12.33%	0	24	22
Total Votes Cast	373	100.00%	11	186	176
Overvotes	0		0	0	0
Undervotes	38		0	10	28

REP Justice, 12th Ct of Appeals District, PI 3

Vote For 1

	TOTAL	VOTE %	Absentee	Early Voting	Election Day
Greg Neeley	279	100.00%	6	136	137
Total Votes Cast	279	100.00%	6	136	137
Overvotes	0		0	0	0
Undervotes	132		5	60	67

REP Dist Judge, 7th Judicial Dist

Vote For 1

	TOTAL	VOTE %	Absentee	Early Voting	Election Day
Kerry L. Russell	283	100.00%	6	138	139
Total Votes Cast	283	100.00%	6	138	139
Overvotes	0		0	0	0
Undervotes	128		5	58	65

Precinct 0017

REP Dist Judge, 114th Judicial Dist

Vote For 1

	TOTAL	VOTE %	Absentee	Early Voting	Election Day
Austin Reeve Jackson	288	100.00%	6	141	141
Total Votes Cast	288	100.00%	6	141	141
Overvotes	0		0	0	0
Undervotes	123		5	55	63

REP Dist Judge, 475th Judicial Dist

Vote For 1

	TOTAL	VOTE %	Absentee	Early Voting	Election Day
Taylor Heaton	277	100.00%	6	133	138
Total Votes Cast	277	100.00%	6	133	138
Overvotes	0		0	0	0
Undervotes	134		5	63	66

REP Judge, Co Court at Law No. 2, Unexp

Vote For 1

	TOTAL	VOTE %	Absentee	Early Voting	Election Day
Sara Maynard	235	68.92%	5	123	107
Amy McCullough	106	31.08%	6	50	50
Total Votes Cast	341	100.00%	11	173	157
Overvotes	0		0	0	0
Undervotes	70		0	23	47

REP Sheriff

Vote For 1

	TOTAL	VOTE %	Absentee	Early Voting	Election Day
Chris V Green	164	43.50%	0	66	98
Larry R. Smith	213	56.50%	11	114	88
Total Votes Cast	377	100.00%	11	180	186
Overvotes	0		0	0	0
Undervotes	34		0	16	18

REP County Tax Assessor-Collector

Vote For 1

	TOTAL	VOTE %	Absentee	Early Voting	Election Day
Gary B Barber	330	100.00%	11	152	167
Total Votes Cast	330	100.00%	11	152	167
Overvotes	0		0	0	0
Undervotes	81		0	44	37

Precinct 0017

REP County Commissioner Pct 3

Vote For 1

	TOTAL	VOTE %	Absentee	Early Voting	Election Day
Rusty Smith	89	26.65%	0	38	51
J. Scott Herod	104	31.14%	0	60	44
Terry Phillips	141	42.22%	11	67	63
Total Votes Cast	334	100.00%	11	165	158
Overvotes	0		0	0	0
Undervotes	77		0	31	46

REP Constable Pct 5

Vote For 1

	TOTAL	VOTE %	Absentee	Early Voting	Election Day
Wesley Hicks	282	100.00%	5	139	138
Total Votes Cast	282	100.00%	5	139	138
Overvotes	0		0	0	0
Undervotes	129		6	57	66

REP County Chair

Vote For 1

	TOTAL	VOTE %	Absentee	Early Voting	Election Day
David Stein	155	52.90%	7	79	69
Kevin McCall	138	47.10%	2	64	72
Total Votes Cast	293	100.00%	9	143	141
Overvotes	0		0	0	0
Undervotes	118		2	53	63

REP Proposition 1

Vote For 1

	TOTAL	VOTE %	Absentee	Early Voting	Election Day
YES	328	81.80%	9	158	161
NO	73	18.20%	2	33	38
Total Votes Cast	401	100.00%	11	191	199
Overvotes	0		0	0	0
Undervotes	10		0	5	5

REP Proposition 2

Vote For 1

	TOTAL	VOTE %	Absentee	Early Voting	Election Day
YES	394	97.04%	11	189	194
NO	12	2.96%	0	6	6
Total Votes Cast	406	100.00%	11	195	200
Overvotes	0		0	0	0
Undervotes	5		0	1	4

Precinct 0017

REP Proposition 3

Vote For 1

	TOTAL	VOTE %	Absentee	Early Voting	Election Day
YES	377	94.02%	11	183	183
NO	24	5.98%	0	12	12
Total Votes Cast	401	100.00%	11	195	195
Overvotes	0		0	0	0
Undervotes	10		0	1	9

REP Proposition 4

Vote For 1

	TOTAL	VOTE %	Absentee	Early Voting	Election Day
YES	383	94.80%	11	190	182
NO	21	5.20%	0	6	15
Total Votes Cast	404	100.00%	11	196	197
Overvotes	0		0	0	0
Undervotes	7		0	0	7

REP Proposition 5

Vote For 1

	TOTAL	VOTE %	Absentee	Early Voting	Election Day
YES	376	93.07%	11	183	182
NO	28	6.93%	0	13	15
Total Votes Cast	404	100.00%	11	196	197
Overvotes	0		0	0	0
Undervotes	7		0	0	7

REP Proposition 6

Vote For 1

	TOTAL	VOTE %	Absentee	Early Voting	Election Day
YES	354	89.85%	11	175	168
NO	40	10.15%	0	14	26
Total Votes Cast	394	100.00%	11	189	194
Overvotes	0		0	0	0
Undervotes	17		0	7	10

REP Proposition 7

Vote For 1

	TOTAL	VOTE %	Absentee	Early Voting	Election Day
YES	337	87.99%	8	164	165
NO	46	12.01%	3	17	26
Total Votes Cast	383	100.00%	11	181	191
Overvotes	0		0	0	0
Undervotes	28		0	15	13

Precinct 0017

REP Proposition 8

Vote For 1

	TOTAL	VOTE %	Absentee	Early Voting	Election Day
YES	388	96.04%	11	184	193
NO	16	3.96%	0	10	6
Total Votes Cast	404	100.00%	11	194	199
Overvotes	0		0	0	0
Undervotes	7		0	2	5

REP Proposition 9

Vote For 1

	TOTAL	VOTE %	Absentee	Early Voting	Election Day
YES	329	82.87%	9	166	154
NO	68	17.13%	2	24	42
Total Votes Cast	397	100.00%	11	190	196
Overvotes	0		0	0	0
Undervotes	14		0	6	8

REP Proposition 10

Vote For 1

	TOTAL	VOTE %	Absentee	Early Voting	Election Day
YES	386	96.74%	11	186	189
NO	13	3.26%	0	5	8
Total Votes Cast	399	100.00%	11	191	197
Overvotes	0		0	0	0
Undervotes	12		0	5	7

REP Proposition 11

Vote For 1

	TOTAL	VOTE %	Absentee	Early Voting	Election Day
YES	349	87.03%	11	171	167
NO	52	12.97%	0	21	31
Total Votes Cast	401	100.00%	11	192	198
Overvotes	0		0	0	0
Undervotes	10		0	4	6

REP Proposition 12

Vote For 1

	TOTAL	VOTE %	Absentee	Early Voting	Election Day
YES	404	99.02%	11	195	198
NO	4	0.98%	0	1	3
Total Votes Cast	408	100.00%	11	196	201
Overvotes	0		0	0	0
Undervotes	3		0	0	3

Precinct 0017

REP Proposition 13

Vote For 1

	TOTAL	VOTE %	Absentee	Early Voting	Election Day
YES	400	98.52%	11	193	196
NO	6	1.48%	0	3	3
Total Votes Cast	406	100.00%	11	196	199
Overvotes	0		0	0	0
Undervotes	5		0	0	5

DEM President

Vote For 1

	TOTAL	VOTE %	Absentee	Early Voting	Election Day
Gabriel A. Cornejo	1	5.56%	0	0	1
Joseph R. Biden Jr.	17	94.44%	1	6	10
Star Locke	0	0.00%	0	0	0
Dean Phillips	0	0.00%	0	0	0
Armando "Mando" Perez-Serrato	0	0.00%	0	0	0
Marianne Williamson	0	0.00%	0	0	0
Frankie Lozada	0	0.00%	0	0	0
Cenk Uygur	0	0.00%	0	0	0
Total Votes Cast	18	100.00%	1	6	11
Overvotes	0		0	0	0
Undervotes	0		0	0	0

DEM US Senator

Vote For 1

	TOTAL	VOTE %	Absentee	Early Voting	Election Day
Carl Oscar Sherman	1	5.56%	0	0	1
Meri Gomez	2	11.11%	0	0	2
Heli Rodriguez Prilliman	1	5.56%	0	1	0
Colin Allred	11	61.11%	1	4	6
Roland Gutierrez	2	11.11%	0	0	2
A. "Robert" Hassan	0	0.00%	0	0	0
Steven J. Keough	0	0.00%	0	0	0
Thierry Tchenko	0	0.00%	0	0	0
Mark Gonzalez	1	5.56%	0	1	0
Total Votes Cast	18	100.00%	1	6	11
Overvotes	0		0	0	0
Undervotes	0		0	0	0

Precinct 0017

DEM Railroad Commissioner

Vote For 1

	TOTAL	VOTE %	Absentee	Early Voting	Election Day
Katherine Culbert	14	87.50%	0	5	9
Bill Burch	2	12.50%	1	0	1
Total Votes Cast	16	100.00%	1	5	10
Overvotes	0		0	0	0
Undervotes	2		0	1	1

DEM Justice, Supreme Court, PI 2

Vote For 1

	TOTAL	VOTE %	Absentee	Early Voting	Election Day
DaSean Jones	9	64.29%	0	1	8
Randy Sarosdy	5	35.71%	1	3	1
Total Votes Cast	14	100.00%	1	4	9
Overvotes	0		0	0	0
Undervotes	4		0	2	2

DEM Justice, Supreme Court, PI 4

Vote For 1

	TOTAL	VOTE %	Absentee	Early Voting	Election Day
Christine Vinh Weems	12	100.00%	0	3	9
Total Votes Cast	12	100.00%	0	3	9
Overvotes	0		0	0	0
Undervotes	6		1	3	2

DEM Justice, Supreme Court, PI 6

Vote For 1

	TOTAL	VOTE %	Absentee	Early Voting	Election Day
Joe Pool	3	18.75%	0	1	2
Bonnie Lee Goldstein	13	81.25%	1	3	9
Total Votes Cast	16	100.00%	1	4	11
Overvotes	0		0	0	0
Undervotes	2		0	2	0

DEM Presiding Judge, Ct of Crim App

Vote For 1

	TOTAL	VOTE %	Absentee	Early Voting	Election Day
Holly Taylor	13	100.00%	0	3	10
Total Votes Cast	13	100.00%	0	3	10
Overvotes	0		0	0	0
Undervotes	5		1	3	1

Precinct 0017

DEM Judge, Ct of Crim App, PI 7

Vote For 1

	TOTAL	VOTE %	Absentee	Early Voting	Election Day
Nancy Mulder	12	100.00%	0	3	9
Total Votes Cast	12	100.00%	0	3	9
Overvotes	0		0	0	0
Undervotes	6		1	3	2

DEM Judge, Ct of Crim App, PI 8

Vote For 1

	TOTAL	VOTE %	Absentee	Early Voting	Election Day
Chika Anyiam	12	100.00%	0	3	9
Total Votes Cast	12	100.00%	0	3	9
Overvotes	0		0	0	0
Undervotes	6		1	3	2

DEM County Commissioner Pct 3

Vote For 1

	TOTAL	VOTE %	Absentee	Early Voting	Election Day
Dave Hansen	6	35.29%	0	2	4
Edith Mayfield Wilson	11	64.71%	1	3	7
Total Votes Cast	17	100.00%	1	5	11
Overvotes	0		0	0	0
Undervotes	1		0	1	0

DEM County Chair

Vote For 1

	TOTAL	VOTE %	Absentee	Early Voting	Election Day
Hector Garza	12	100.00%	0	3	9
Total Votes Cast	12	100.00%	0	3	9
Overvotes	0		0	0	0
Undervotes	6		1	3	2

Precinct 0018

Statistics

	TOTAL	Absentee	Early Voting	Election Day
Registered Voters - Total	2,109			
Ballots Cast - Total	183	28	77	78
Ballots Cast - Republican Party	25	2	7	16
Ballots Cast - Democratic Party	158	26	70	62
Ballots Cast - Blank	0	0	0	0
Voter Turnout - Total	8.68%			
Voter Turnout - Republican Party	0.00%			
Voter Turnout - Democratic Party	0.00%			

REP President

Vote For 1

	TOTAL	VOTE %	Absentee	Early Voting	Election Day
Asa Hutchinson	0	0.00%	0	0	0
Donald J. Trump	17	73.91%	1	6	10
Ron DeSantis	0	0.00%	0	0	0
Vivek Ramaswamy	0	0.00%	0	0	0
David Stuckenberg	1	4.35%	0	0	1
Chris Christie	1	4.35%	1	0	0
Ryan L. Binkley	0	0.00%	0	0	0
Nikki Haley	0	0.00%	0	0	0
Uncommitted	4	17.39%	0	1	3
Total Votes Cast	23	100.00%	2	7	14
Overvotes	0		0	0	0
Undervotes	2		0	0	2

REP US Senator

Vote For 1

	TOTAL	VOTE %	Absentee	Early Voting	Election Day
R E (Rufus) Lopez	3	14.29%	1	0	2
Ted Cruz	15	71.43%	1	5	9
Holland "Redd" Gibson	3	14.29%	0	2	1
Total Votes Cast	21	100.00%	2	7	12
Overvotes	0		0	0	0
Undervotes	4		0	0	4

REP US Representative, Dist 1

Vote For 1

	TOTAL	VOTE %	Absentee	Early Voting	Election Day
Nathaniel Moran	18	100.00%	2	6	10
Total Votes Cast	18	100.00%	2	6	10
Overvotes	0		0	0	0
Undervotes	7		0	1	6

Precinct 0018

REP Railroad Commissioner

Vote For 1

	TOTAL	VOTE %	Absentee	Early Voting	Election Day
Corey Howell	0	0.00%	0	0	0
Petra Reyes	3	13.04%	0	0	3
Christie Clark	7	30.43%	0	2	5
James "Jim" Matlock	5	21.74%	1	0	4
Christi Craddick	8	34.78%	1	4	3
Total Votes Cast	23	100.00%	2	6	15
Overvotes	0		0	0	0
Undervotes	2		0	1	1

REP Justice, Supreme Court, PI 2

Vote For 1

	TOTAL	VOTE %	Absentee	Early Voting	Election Day
Jimmy Blacklock	17	100.00%	2	5	10
Total Votes Cast	17	100.00%	2	5	10
Overvotes	0		0	0	0
Undervotes	8		0	2	6

REP Justice, Supreme Court, PI 4

Vote For 1

	TOTAL	VOTE %	Absentee	Early Voting	Election Day
John Devine	8	42.11%	0	4	4
Brian Walker	11	57.89%	2	2	7
Total Votes Cast	19	100.00%	2	6	11
Overvotes	0		0	0	0
Undervotes	6		0	1	5

REP Justice, Supreme Court, PI 6

Vote For 1

	TOTAL	VOTE %	Absentee	Early Voting	Election Day
Jane Bland	17	100.00%	2	5	10
Total Votes Cast	17	100.00%	2	5	10
Overvotes	0		0	0	0
Undervotes	8		0	2	6

REP Presiding Judge, Ct of Crim App

Vote For 1

	TOTAL	VOTE %	Absentee	Early Voting	Election Day
David J. Schenck	18	78.26%	2	5	11
Sharon Keller	5	21.74%	0	2	3
Total Votes Cast	23	100.00%	2	7	14
Overvotes	0		0	0	0
Undervotes	2		0	0	2

Precinct 0018

REP Judge, Ct of Crim App, PI 7

Vote For 1

	TOTAL	VOTE %	Absentee	Early Voting	Election Day
Gina Parker	11	50.00%	2	6	3
Barbara Parker Hervey	11	50.00%	0	1	10
Total Votes Cast	22	100.00%	2	7	13
Overvotes	0		0	0	0
Undervotes	3		0	0	3

REP Judge, Ct of Crim App, PI 8

Vote For 1

	TOTAL	VOTE %	Absentee	Early Voting	Election Day
Lee Finley	7	33.33%	1	3	3
Michelle Slaughter	14	66.67%	1	3	10
Total Votes Cast	21	100.00%	2	6	13
Overvotes	0		0	0	0
Undervotes	4		0	1	3

REP State Representative, Dist 6

Vote For 1

	TOTAL	VOTE %	Absentee	Early Voting	Election Day
Daniel Alders	18	100.00%	2	6	10
Total Votes Cast	18	100.00%	2	6	10
Overvotes	0		0	0	0
Undervotes	7		0	1	6

REP Justice, 12th Ct of Appeals District, PI 3

Vote For 1

	TOTAL	VOTE %	Absentee	Early Voting	Election Day
Greg Neeley	17	100.00%	2	6	9
Total Votes Cast	17	100.00%	2	6	9
Overvotes	0		0	0	0
Undervotes	8		0	1	7

REP Dist Judge, 7th Judicial Dist

Vote For 1

	TOTAL	VOTE %	Absentee	Early Voting	Election Day
Kerry L. Russell	19	100.00%	2	5	12
Total Votes Cast	19	100.00%	2	5	12
Overvotes	0		0	0	0
Undervotes	6		0	2	4

Precinct 0018

REP Dist Judge, 114th Judicial Dist

Vote For 1

	TOTAL	VOTE %	Absentee	Early Voting	Election Day
Austin Reeve Jackson	19	100.00%	2	6	11
Total Votes Cast	19	100.00%	2	6	11
Overvotes	0		0	0	0
Undervotes	6		0	1	5

REP Dist Judge, 475th Judicial Dist

Vote For 1

	TOTAL	VOTE %	Absentee	Early Voting	Election Day
Taylor Heaton	17	100.00%	2	6	9
Total Votes Cast	17	100.00%	2	6	9
Overvotes	0		0	0	0
Undervotes	8		0	1	7

REP Judge, Co Court at Law No. 2, Unexp

Vote For 1

	TOTAL	VOTE %	Absentee	Early Voting	Election Day
Sara Maynard	9	40.91%	1	3	5
Amy McCullough	13	59.09%	1	3	9
Total Votes Cast	22	100.00%	2	6	14
Overvotes	0		0	0	0
Undervotes	3		0	1	2

REP Sheriff

Vote For 1

	TOTAL	VOTE %	Absentee	Early Voting	Election Day
Chris V Green	8	33.33%	2	2	4
Larry R. Smith	16	66.67%	0	5	11
Total Votes Cast	24	100.00%	2	7	15
Overvotes	0		0	0	0
Undervotes	1		0	0	1

REP County Tax Assessor-Collector





Vote For 1

	TOTAL	VOTE %	Absentee	Early Voting	Election Day
Gary B Barber	21	100.00%	2	6	13
Total Votes Cast	21	100.00%	2	6	13
Overvotes	0		0	0	0
Undervotes	4		0	1	3

Precinct 0018





REP County Chair

Vote For 1

	TOTAL	VOTE %		Absentee	Early Voting	Election Day
David Stein	10	50.00%		2	4	4
Kevin McCall	10	50.00%		0	1	9
Total Votes Cast	20	100.00%		2	5	13
Overvotes	0			0	0	0
Undervotes	5			0	2	3





REP Proposition 1

Vote For 1

	TOTAL	VOTE %		Absentee	Early Voting	Election Day
YES	20	83.33%		0	6	14
NO	4	16.67%		2	1	1
Total Votes Cast	24	100.00%		2	7	15
Overvotes	0			0	0	0
Undervotes	1			0	0	1





REP Proposition 2

Vote For 1

	TOTAL	VOTE %		Absentee	Early Voting	Election Day
YES	19	82.61%		1	7	11
NO	4	17.39%		1	0	3
Total Votes Cast	23	100.00%		2	7	14
Overvotes	0			0	0	0
Undervotes	2			0	0	2





REP Proposition 3

Vote For 1

	TOTAL	VOTE %		Absentee	Early Voting	Election Day
YES	16	69.57%		0	6	10
NO	7	30.43%		2	1	4
Total Votes Cast	23	100.00%		2	7	14
Overvotes	0			0	0	0
Undervotes	2			0	0	2

REP Proposition 4

Vote For 1

	TOTAL	VOTE %		Absentee	Early Voting	Election Day
YES	16	69.57%		0	4	12
NO	7	30.43%		2	3	2
Total Votes Cast	23	100.00%		2	7	14
Overvotes	0			0	0	0
Undervotes	2			0	0	2

Precinct 0018

REP Proposition 5

Vote For 1

	TOTAL	VOTE %	Absentee	Early Voting	Election Day
YES	14	60.87%	1	5	8
NO	9	39.13%	1	2	6
Total Votes Cast	23	100.00%	2	7	14
Overvotes	0		0	0	0
Undervotes	2		0	0	2

REP Proposition 6

Vote For 1

	TOTAL	VOTE %	Absentee	Early Voting	Election Day
YES	15	62.50%	1	6	8
NO	9	37.50%	1	1	7
Total Votes Cast	24	100.00%	2	7	15
Overvotes	0		0	0	0
Undervotes	1		0	0	1

REP Proposition 7

Vote For 1

	TOTAL	VOTE %	Absentee	Early Voting	Election Day
YES	15	65.22%	0	5	10
NO	8	34.78%	2	2	4
Total Votes Cast	23	100.00%	2	7	14
Overvotes	0		0	0	0
Undervotes	2		0	0	2

REP Proposition 8

Vote For 1

	TOTAL	VOTE %	Absentee	Early Voting	Election Day
YES	22	91.67%	1	7	14
NO	2	8.33%	1	0	1
Total Votes Cast	24	100.00%	2	7	15
Overvotes	0		0	0	0
Undervotes	1		0	0	1

REP Proposition 9

Vote For 1

	TOTAL	VOTE %	Absentee	Early Voting	Election Day
YES	16	69.57%	1	5	10
NO	7	30.43%	1	2	4
Total Votes Cast	23	100.00%	2	7	14
Overvotes	0		0	0	0
Undervotes	2		0	0	2

Precinct 0018

REP Proposition 10

Vote For 1

	TOTAL	VOTE %		Absentee	Early Voting	Election Day
YES	17	73.91%		1	5	11
NO	6	26.09%		1	2	3
Total Votes Cast	23	100.00%		2	7	14
Overvotes	0			0	0	0
Undervotes	2			0	0	2

REP Proposition 11

Vote For 1

	TOTAL	VOTE %		Absentee	Early Voting	Election Day
YES	19	82.61%		1	6	12
NO	4	17.39%		1	1	2
Total Votes Cast	23	100.00%		2	7	14
Overvotes	0			0	0	0
Undervotes	2			0	0	2

REP Proposition 12

Vote For 1

	TOTAL	VOTE %		Absentee	Early Voting	Election Day
YES	21	91.30%		2	7	12
NO	2	8.70%		0	0	2
Total Votes Cast	23	100.00%		2	7	14
Overvotes	0			0	0	0
Undervotes	2			0	0	2

REP Proposition 13

Vote For 1

	TOTAL	VOTE %		Absentee	Early Voting	Election Day
YES	21	91.30%		2	7	12
NO	2	8.70%		0	0	2
Total Votes Cast	23	100.00%		2	7	14
Overvotes	0			0	0	0
Undervotes	2			0	0	2

Precinct 0018

DEM President

Vote For 1

	TOTAL	VOTE %	Absentee	Early Voting	Election Day
Gabriel A. Cornejo	3	2.01%	0	2	1
Joseph R. Biden Jr.	136	91.28%	22	58	56
Star Locke	0	0.00%	0	0	0
Dean Phillips	3	2.01%	0	2	1
Armando "Mando" Perez-Serrato	3	2.01%	1	1	1
Marianne Williamson	3	2.01%	0	1	2
Frankie Lozada	1	0.67%	0	1	0
Cenk Uygur	0	0.00%	0	0	0
Total Votes Cast	149	100.00%	23	65	61
Overvotes	0		0	0	0
Undervotes	9		3	5	1

DEM US Senator

Vote For 1

	TOTAL	VOTE %	Absentee	Early Voting	Election Day
Carl Oscar Sherman	32	22.22%	2	16	14
Meri Gomez	7	4.86%	0	1	6
Heli Rodriguez Prilliman	4	2.78%	1	2	1
Colin Allred	62	43.06%	13	24	25
Roland Gutierrez	13	9.03%	4	4	5
A. "Robert" Hassan	6	4.17%	3	1	2
Steven J. Keough	4	2.78%	0	1	3
Thierry Tchenko	4	2.78%	0	4	0
Mark Gonzalez	12	8.33%	1	7	4
Total Votes Cast	144	100.00%	24	60	60
Overvotes	0		0	0	0
Undervotes	14		2	10	2

DEM Railroad Commissioner

Vote For 1

	TOTAL	VOTE %	Absentee	Early Voting	Election Day
Katherine Culbert	101	76.52%	15	45	41
Bill Burch	31	23.48%	8	13	10
Total Votes Cast	132	100.00%	23	58	51
Overvotes	0		0	0	0
Undervotes	26		3	12	11

Precinct 0018

DEM Justice, Supreme Court, PI 2

Vote For 1

	TOTAL	VOTE %	Absentee	Early Voting	Election Day
DaSean Jones	108	85.04%	18	47	43
Randy Sarosdy	19	14.96%	5	7	7
Total Votes Cast	127	100.00%	23	54	50
Overvotes	0		0	0	0
Undervotes	31		3	16	12

DEM Justice, Supreme Court, PI 4

Vote For 1

	TOTAL	VOTE %	Absentee	Early Voting	Election Day
Christine Vinh Weems	112	100.00%	21	47	44
Total Votes Cast	112	100.00%	21	47	44
Overvotes	0		0	0	0
Undervotes	46		5	23	18

DEM Justice, Supreme Court, PI 6

Vote For 1

	TOTAL	VOTE %	Absentee	Early Voting	Election Day
Joe Pool	56	43.08%	9	19	28
Bonnie Lee Goldstein	74	56.92%	13	39	22
Total Votes Cast	130	100.00%	22	58	50
Overvotes	0		0	0	0
Undervotes	28		4	12	12

DEM Presiding Judge, Ct of Crim App

Vote For 1

	TOTAL	VOTE %	Absentee	Early Voting	Election Day
Holly Taylor	111	100.00%	21	47	43
Total Votes Cast	111	100.00%	21	47	43
Overvotes	0		0	0	0
Undervotes	47		5	23	19

DEM Judge, Ct of Crim App, PI 7

Vote For 1

	TOTAL	VOTE %	Absentee	Early Voting	Election Day
Nancy Mulder	111	100.00%	21	45	45
Total Votes Cast	111	100.00%	21	45	45
Overvotes	0		0	0	0
Undervotes	47		5	25	17

Precinct 0018

DEM Judge, Ct of Crim App, PI 8

Vote For 1

	TOTAL	VOTE %	Absentee	Early Voting	Election Day
Chika Anyiam	107	100.00%	22	43	42
Total Votes Cast	107	100.00%	22	43	42
Overvotes	0		0	0	0
Undervotes	51		4	27	20

DEM State Representative, Dist 6

Vote For 1

	TOTAL	VOTE %	Absentee	Early Voting	Election Day
Cody J Grace	112	100.00%	21	47	44
Total Votes Cast	112	100.00%	21	47	44
Overvotes	0		0	0	0
Undervotes	46		5	23	18

DEM Constable Pct 1

Vote For 1

	TOTAL	VOTE %	Absentee	Early Voting	Election Day
Ralph Caraway Jr	96	62.34%	18	43	35
Derrick P Holman	13	8.44%	2	6	5
Willie Mims	45	29.22%	5	19	21
Total Votes Cast	154	100.00%	25	68	61
Overvotes	0		0	0	0
Undervotes	4		1	2	1

DEM County Chair

Vote For 1

	TOTAL	VOTE %	Absentee	Early Voting	Election Day
Hector Garza	111	100.00%	21	45	45
Total Votes Cast	111	100.00%	21	45	45
Overvotes	0		0	0	0
Undervotes	47		5	25	17

Precinct 0019

Statistics

	TOTAL	Absentee	Early Voting	Election Day
Registered Voters - Total	4,420			
Ballots Cast - Total	1,047	39	595	413
Ballots Cast - Republican Party	967	33	558	376
Ballots Cast - Democratic Party	80	6	37	37
Ballots Cast - Blank	0	0	0	0
Voter Turnout - Total	23.69%			
Voter Turnout - Republican Party	0.00%			
Voter Turnout - Democratic Party	0.00%			

REP President

Vote For 1

	TOTAL	VOTE %	Absentee	Early Voting	Election Day
Asa Hutchinson	2	0.21%	0	2	0
Donald J. Trump	804	83.23%	17	467	320
Ron DeSantis	20	2.07%	3	14	3
Vivek Ramaswamy	2	0.21%	0	0	2
David Stuckenberg	0	0.00%	0	0	0
Chris Christie	2	0.21%	0	2	0
Ryan L. Binkley	0	0.00%	0	0	0
Nikki Haley	103	10.66%	11	49	43
Uncommitted	33	3.42%	2	23	8
Total Votes Cast	966	100.00%	33	557	376
Overvotes	0		0	0	0
Undervotes	1		0	1	0

REP US Senator

Vote For 1

	TOTAL	VOTE %	Absentee	Early Voting	Election Day
R E (Rufus) Lopez	23	2.47%	3	9	11
Ted Cruz	866	93.02%	24	498	344
Holland "Redd" Gibson	42	4.51%	4	23	15
Total Votes Cast	931	100.00%	31	530	370
Overvotes	0		0	0	0
Undervotes	36		2	28	6

REP US Representative, Dist 1

Vote For 1

	TOTAL	VOTE %	Absentee	Early Voting	Election Day
Nathaniel Moran	768	100.00%	25	452	291
Total Votes Cast	768	100.00%	25	452	291
Overvotes	0		0	0	0
Undervotes	199		8	106	85

Precinct 0019

REP Railroad Commissioner

Vote For 1

	TOTAL	VOTE %	Absentee	Early Voting	Election Day
Corey Howell	101	13.07%	1	53	47
Petra Reyes	22	2.85%	0	8	14
Christie Clark	103	13.32%	2	64	37
James "Jim" Matlock	150	19.40%	4	89	57
Christi Craddick	397	51.36%	21	250	126
Total Votes Cast	773	100.00%	28	464	281
Overvotes	0		0	0	0
Undervotes	194		5	94	95

REP Justice, Supreme Court, PI 2

Vote For 1

	TOTAL	VOTE %	Absentee	Early Voting	Election Day
Jimmy Blacklock	722	100.00%	23	428	271
Total Votes Cast	722	100.00%	23	428	271
Overvotes	0		0	0	0
Undervotes	245		10	130	105

REP Justice, Supreme Court, PI 4

Vote For 1

	TOTAL	VOTE %	Absentee	Early Voting	Election Day
John Devine	410	55.48%	16	254	140
Brian Walker	329	44.52%	7	186	136
Total Votes Cast	739	100.00%	23	440	276
Overvotes	0		0	0	0
Undervotes	228		10	118	100

REP Justice, Supreme Court, PI 6

Vote For 1

	TOTAL	VOTE %	Absentee	Early Voting	Election Day
Jane Bland	653	100.00%	20	387	246
Total Votes Cast	653	100.00%	20	387	246
Overvotes	0		0	0	0
Undervotes	314		13	171	130

REP Presiding Judge, Ct of Crim App

Vote For 1

	TOTAL	VOTE %	Absentee	Early Voting	Election Day
David J. Schenck	518	67.01%	19	295	204
Sharon Keller	255	32.99%	6	158	91
Total Votes Cast	773	100.00%	25	453	295
Overvotes	0		0	0	0
Undervotes	194		8	105	81

Precinct 0019

REP Judge, Ct of Crim App, PI 7

Vote For 1

	TOTAL	VOTE %	Absentee	Early Voting	Election Day
Gina Parker	566	76.49%	19	341	206
Barbara Parker Hervey	174	23.51%	5	100	69
Total Votes Cast	740	100.00%	24	441	275
Overvotes	0		0	0	0
Undervotes	227		9	117	101

REP Judge, Ct of Crim App, PI 8

Vote For 1

	TOTAL	VOTE %	Absentee	Early Voting	Election Day
Lee Finley	389	56.38%	8	214	167
Michelle Slaughter	301	43.62%	12	191	98
Total Votes Cast	690	100.00%	20	405	265
Overvotes	0		0	0	0
Undervotes	277		13	153	111

REP State Representative, Dist 5

Vote For 1

	TOTAL	VOTE %	Absentee	Early Voting	Election Day
Jeff Fletcher	258	29.28%	13	148	97
Cole Hefner	551	62.54%	15	330	206
Dewey Collier	72	8.17%	2	40	30
Total Votes Cast	881	100.00%	30	518	333
Overvotes	0		0	0	0
Undervotes	86		3	40	43

REP Justice, 12th Ct of Appeals District, PI 3

Vote For 1

	TOTAL	VOTE %	Absentee	Early Voting	Election Day
Greg Neeley	699	100.00%	25	419	255
Total Votes Cast	699	100.00%	25	419	255
Overvotes	0		0	0	0
Undervotes	268		8	139	121

REP Dist Judge, 7th Judicial Dist

Vote For 1

	TOTAL	VOTE %	Absentee	Early Voting	Election Day
Kerry L. Russell	716	100.00%	23	430	263
Total Votes Cast	716	100.00%	23	430	263
Overvotes	0		0	0	0
Undervotes	251		10	128	113

Precinct 0019

REP Dist Judge, 114th Judicial Dist

Vote For 1

	TOTAL	VOTE %	Absentee	Early Voting	Election Day
Austin Reeve Jackson	725	100.00%	24	437	264
Total Votes Cast	725	100.00%	24	437	264
Overvotes	0		0	0	0
Undervotes	242		9	121	112

REP Dist Judge, 475th Judicial Dist

Vote For 1

	TOTAL	VOTE %	Absentee	Early Voting	Election Day
Taylor Heaton	706	100.00%	22	424	260
Total Votes Cast	706	100.00%	22	424	260
Overvotes	0		0	0	0
Undervotes	261		11	134	116

REP Judge, Co Court at Law No. 2, Unexp

Vote For 1

	TOTAL	VOTE %	Absentee	Early Voting	Election Day
Sara Maynard	544	65.86%	15	330	199
Amy McCullough	282	34.14%	10	161	111
Total Votes Cast	826	100.00%	25	491	310
Overvotes	0		0	0	0
Undervotes	141		8	67	66

REP Sheriff

Vote For 1

	TOTAL	VOTE %	Absentee	Early Voting	Election Day
Chris V Green	316	35.71%	6	161	149
Larry R. Smith	569	64.29%	25	363	181
Total Votes Cast	885	100.00%	31	524	330
Overvotes	0		0	0	0
Undervotes	82		2	34	46

REP County Tax Assessor-Collector

Vote For 1

	TOTAL	VOTE %	Absentee	Early Voting	Election Day
Gary B Barber	772	100.00%	25	463	284
Total Votes Cast	772	100.00%	25	463	284
Overvotes	0		0	0	0
Undervotes	195		8	95	92

Precinct 0019

REP County Commissioner Pct 3

Vote For 1

	TOTAL	VOTE %	Absentee	Early Voting	Election Day
Rusty Smith	207	25.84%	7	109	91
J. Scott Herod	357	44.57%	13	214	130
Terry Phillips	237	29.59%	7	149	81
Total Votes Cast	801	100.00%	27	472	302
Overvotes	0		0	0	0
Undervotes	166		6	86	74

REP Constable Pct 5

Vote For 1

	TOTAL	VOTE %	Absentee	Early Voting	Election Day
Wesley Hicks	753	100.00%	27	447	279
Total Votes Cast	753	100.00%	27	447	279
Overvotes	0		0	0	0
Undervotes	214		6	111	97

REP County Chair

Vote For 1

	TOTAL	VOTE %	Absentee	Early Voting	Election Day
David Stein	426	61.74%	12	262	152
Kevin McCall	264	38.26%	6	150	108
Total Votes Cast	690	100.00%	18	412	260
Overvotes	0		0	0	0
Undervotes	277		15	146	116

REP Proposition 1

Vote For 1

	TOTAL	VOTE %	Absentee	Early Voting	Election Day
YES	761	81.22%	25	436	300
NO	176	18.78%	7	105	64
Total Votes Cast	937	100.00%	32	541	364
Overvotes	0		0	0	0
Undervotes	30		1	17	12

REP Proposition 2

Vote For 1

	TOTAL	VOTE %	Absentee	Early Voting	Election Day
YES	911	94.90%	31	529	351
NO	49	5.10%	2	23	24
Total Votes Cast	960	100.00%	33	552	375
Overvotes	0		0	0	0
Undervotes	7		0	6	1

Precinct 0019

REP Proposition 3

Vote For 1

	TOTAL	VOTE %	Absentee	Early Voting	Election Day
YES	901	94.64%	30	526	345
NO	51	5.36%	2	23	26
Total Votes Cast	952	100.00%	32	549	371
Overvotes	0		0	0	0
Undervotes	15		1	9	5

REP Proposition 4

Vote For 1

	TOTAL	VOTE %	Absentee	Early Voting	Election Day
YES	875	92.40%	30	515	330
NO	72	7.60%	2	35	35
Total Votes Cast	947	100.00%	32	550	365
Overvotes	0		0	0	0
Undervotes	20		1	8	11

REP Proposition 5

Vote For 1

	TOTAL	VOTE %	Absentee	Early Voting	Election Day
YES	836	88.37%	29	495	312
NO	110	11.63%	3	53	54
Total Votes Cast	946	100.00%	32	548	366
Overvotes	0		0	0	0
Undervotes	21		1	10	10

REP Proposition 6

Vote For 1

	TOTAL	VOTE %	Absentee	Early Voting	Election Day
YES	839	89.64%	28	486	325
NO	97	10.36%	4	55	38
Total Votes Cast	936	100.00%	32	541	363
Overvotes	0		0	0	0
Undervotes	31		1	17	13

REP Proposition 7

Vote For 1

	TOTAL	VOTE %	Absentee	Early Voting	Election Day
YES	716	81.74%	20	417	279
NO	160	18.26%	9	94	57
Total Votes Cast	876	100.00%	29	511	336
Overvotes	0		0	0	0
Undervotes	91		4	47	40

Precinct 0019

REP Proposition 8

Vote For 1

	TOTAL	VOTE %	Absentee	Early Voting	Election Day
YES	925	96.45%	29	535	361
NO	34	3.55%	3	18	13
Total Votes Cast	959	100.00%	32	553	374
Overvotes	0		0	0	0
Undervotes	8		1	5	2

REP Proposition 9

Vote For 1

	TOTAL	VOTE %	Absentee	Early Voting	Election Day
YES	724	77.60%	22	437	265
NO	209	22.40%	10	105	94
Total Votes Cast	933	100.00%	32	542	359
Overvotes	0		0	0	0
Undervotes	34		1	16	17

REP Proposition 10

Vote For 1

	TOTAL	VOTE %	Absentee	Early Voting	Election Day
YES	871	93.45%	27	507	337
NO	61	6.55%	6	32	23
Total Votes Cast	932	100.00%	33	539	360
Overvotes	0		0	0	0
Undervotes	35		0	19	16

REP Proposition 11

Vote For 1

	TOTAL	VOTE %	Absentee	Early Voting	Election Day
YES	716	75.61%	18	408	290
NO	231	24.39%	14	139	78
Total Votes Cast	947	100.00%	32	547	368
Overvotes	0		0	0	0
Undervotes	20		1	11	8

REP Proposition 12

Vote For 1

	TOTAL	VOTE %	Absentee	Early Voting	Election Day
YES	945	98.34%	32	543	370
NO	16	1.66%	1	10	5
Total Votes Cast	961	100.00%	33	553	375
Overvotes	0		0	0	0
Undervotes	6		0	5	1

Precinct 0019

REP Proposition 13

Vote For 1

	TOTAL	VOTE %	Absentee	Early Voting	Election Day
YES	930	97.08%	33	533	364
NO	28	2.92%	0	19	9
Total Votes Cast	958	100.00%	33	552	373
Overvotes	0		0	0	0
Undervotes	9		0	6	3

DEM President

Vote For 1

	TOTAL	VOTE %	Absentee	Early Voting	Election Day
Gabriel A. Cornejo	2	2.53%	0	1	1
Joseph R. Biden Jr.	71	89.87%	5	36	30
Star Locke	1	1.27%	0	0	1
Dean Phillips	3	3.80%	1	0	2
Armando "Mando" Perez-Serrato	1	1.27%	0	0	1
Marianne Williamson	1	1.27%	0	0	1
Frankie Lozada	0	0.00%	0	0	0
Cenk Uygur	0	0.00%	0	0	0
Total Votes Cast	79	100.00%	6	37	36
Overvotes	0		0	0	0
Undervotes	1		0	0	1

DEM US Senator

Vote For 1

	TOTAL	VOTE %	Absentee	Early Voting	Election Day
Carl Oscar Sherman	6	8.00%	2	0	4
Meri Gomez	4	5.33%	0	3	1
Heli Rodriguez Prilliman	2	2.67%	1	1	0
Colin Allred	41	54.67%	3	19	19
Roland Gutierrez	11	14.67%	0	6	5
A. "Robert" Hassan	3	4.00%	0	2	1
Steven J. Keough	3	4.00%	0	2	1
Thierry Tchenko	0	0.00%	0	0	0
Mark Gonzalez	5	6.67%	0	1	4
Total Votes Cast	75	100.00%	6	34	35
Overvotes	0		0	0	0
Undervotes	5		0	3	2

Precinct 0019

DEM Railroad Commissioner

Vote For 1

	TOTAL	VOTE %	Absentee	Early Voting	Election Day
Katherine Culbert	57	78.08%	5	24	28
Bill Burch	16	21.92%	1	9	6
Total Votes Cast	73	100.00%	6	33	34
Overvotes	0		0	0	0
Undervotes	7		0	4	3

DEM Justice, Supreme Court, PI 2

Vote For 1

	TOTAL	VOTE %	Absentee	Early Voting	Election Day
DaSean Jones	43	62.32%	4	18	21
Randy Sarosdy	26	37.68%	2	13	11
Total Votes Cast	69	100.00%	6	31	32
Overvotes	0		0	0	0
Undervotes	11		0	6	5

DEM Justice, Supreme Court, PI 4

Vote For 1

	TOTAL	VOTE %	Absentee	Early Voting	Election Day
Christine Vinh Weems	62	100.00%	4	30	28
Total Votes Cast	62	100.00%	4	30	28
Overvotes	0		0	0	0
Undervotes	18		2	7	9

DEM Justice, Supreme Court, PI 6

Vote For 1

	TOTAL	VOTE %	Absentee	Early Voting	Election Day
Joe Pool	23	31.94%	1	8	14
Bonnie Lee Goldstein	49	68.06%	5	23	21
Total Votes Cast	72	100.00%	6	31	35
Overvotes	0		0	0	0
Undervotes	8		0	6	2

DEM Presiding Judge, Ct of Crim App

Vote For 1

	TOTAL	VOTE %	Absentee	Early Voting	Election Day
Holly Taylor	64	100.00%	5	31	28
Total Votes Cast	64	100.00%	5	31	28
Overvotes	0		0	0	0
Undervotes	16		1	6	9

Precinct 0019

DEM Judge, Ct of Crim App, PI 7

Vote For 1

	TOTAL	VOTE %	Absentee	Early Voting	Election Day
Nancy Mulder	66	100.00%	5	32	29
Total Votes Cast	66	100.00%	5	32	29
Overvotes	0		0	0	0
Undervotes	14		1	5	8

DEM Judge, Ct of Crim App, PI 8

Vote For 1

	TOTAL	VOTE %	Absentee	Early Voting	Election Day
Chika Anyiam	61	100.00%	4	31	26
Total Votes Cast	61	100.00%	4	31	26
Overvotes	0		0	0	0
Undervotes	19		2	6	11

DEM County Commissioner Pct 3

Vote For 1

	TOTAL	VOTE %	Absentee	Early Voting	Election Day
Dave Hansen	34	46.58%	2	17	15
Edith Mayfield Wilson	39	53.42%	4	17	18
Total Votes Cast	73	100.00%	6	34	33
Overvotes	0		0	0	0
Undervotes	7		0	3	4

DEM County Chair

Vote For 1

	TOTAL	VOTE %	Absentee	Early Voting	Election Day
Hector Garza	66	100.00%	5	33	28
Total Votes Cast	66	100.00%	5	33	28
Overvotes	0		0	0	0
Undervotes	14		1	4	9

Precinct 0020

Statistics

	TOTAL	Absentee	Early Voting	Election Day
Registered Voters - Total	715			
Ballots Cast - Total	48	3	23	22
Ballots Cast - Republican Party	29	1	18	10
Ballots Cast - Democratic Party	19	2	5	12
Ballots Cast - Blank	0	0	0	0
Voter Turnout - Total	6.71%			
Voter Turnout - Republican Party	0.00%			
Voter Turnout - Democratic Party	0.00%			

REP President

Vote For 1

	TOTAL	VOTE %	Absentee	Early Voting	Election Day
Asa Hutchinson	1	3.45%	0	1	0
Donald J. Trump	24	82.76%	1	15	8
Ron DeSantis	0	0.00%	0	0	0
Vivek Ramaswamy	0	0.00%	0	0	0
David Stuckenberg	0	0.00%	0	0	0
Chris Christie	0	0.00%	0	0	0
Ryan L. Binkley	0	0.00%	0	0	0
Nikki Haley	3	10.34%	0	1	2
Uncommitted	1	3.45%	0	1	0
Total Votes Cast	29	100.00%	1	18	10
Overvotes	0		0	0	0
Undervotes	0		0	0	0

REP US Senator

Vote For 1

	TOTAL	VOTE %	Absentee	Early Voting	Election Day
R E (Rufus) Lopez	1	3.57%	0	1	0
Ted Cruz	26	92.86%	1	15	10
Holland "Redd" Gibson	1	3.57%	0	1	0
Total Votes Cast	28	100.00%	1	17	10
Overvotes	0		0	0	0
Undervotes	1		0	1	0

REP US Representative, Dist 1

Vote For 1

	TOTAL	VOTE %	Absentee	Early Voting	Election Day
Nathaniel Moran	25	100.00%	1	16	8
Total Votes Cast	25	100.00%	1	16	8
Overvotes	0		0	0	0
Undervotes	4		0	2	2

Precinct 0020

REP Railroad Commissioner

Vote For 1

	TOTAL	VOTE %	Absentee	Early Voting	Election Day
Corey Howell	1	4.76%	0	1	0
Petra Reyes	2	9.52%	0	2	0
Christie Clark	2	9.52%	0	1	1
James "Jim" Matlock	6	28.57%	0	3	3
Christi Craddick	10	47.62%	1	7	2
Total Votes Cast	21	100.00%	1	14	6
Overvotes	0		0	0	0
Undervotes	8		0	4	4

REP Justice, Supreme Court, PI 2

Vote For 1

	TOTAL	VOTE %	Absentee	Early Voting	Election Day
Jimmy Blacklock	20	100.00%	1	13	6
Total Votes Cast	20	100.00%	1	13	6
Overvotes	0		0	0	0
Undervotes	9		0	5	4

REP Justice, Supreme Court, PI 4

Vote For 1

	TOTAL	VOTE %	Absentee	Early Voting	Election Day
John Devine	13	65.00%	1	8	4
Brian Walker	7	35.00%	0	4	3
Total Votes Cast	20	100.00%	1	12	7
Overvotes	0		0	0	0
Undervotes	9		0	6	3

REP Justice, Supreme Court, PI 6

Vote For 1

	TOTAL	VOTE %	Absentee	Early Voting	Election Day
Jane Bland	19	100.00%	1	12	6
Total Votes Cast	19	100.00%	1	12	6
Overvotes	0		0	0	0
Undervotes	10		0	6	4

REP Presiding Judge, Ct of Crim App

Vote For 1

	TOTAL	VOTE %	Absentee	Early Voting	Election Day
David J. Schenck	14	66.67%	0	8	6
Sharon Keller	7	33.33%	1	6	0
Total Votes Cast	21	100.00%	1	14	6
Overvotes	0		0	0	0
Undervotes	8		0	4	4

Precinct 0020

REP Judge, Ct of Crim App, PI 7

Vote For 1

	TOTAL	VOTE %	Absentee	Early Voting	Election Day
Gina Parker	13	61.90%	0	9	4
Barbara Parker Hervey	8	38.10%	1	5	2
Total Votes Cast	21	100.00%	1	14	6
Overvotes	0		0	0	0
Undervotes	8		0	4	4

REP Judge, Ct of Crim App, PI 8

Vote For 1

	TOTAL	VOTE %	Absentee	Early Voting	Election Day
Lee Finley	10	50.00%	0	5	5
Michelle Slaughter	10	50.00%	1	8	1
Total Votes Cast	20	100.00%	1	13	6
Overvotes	0		0	0	0
Undervotes	9		0	5	4

REP State Representative, Dist 6

Vote For 1

	TOTAL	VOTE %	Absentee	Early Voting	Election Day
Daniel Alders	20	100.00%	1	12	7
Total Votes Cast	20	100.00%	1	12	7
Overvotes	0		0	0	0
Undervotes	9		0	6	3

REP Justice, 12th Ct of Appeals District, PI 3

Vote For 1

	TOTAL	VOTE %	Absentee	Early Voting	Election Day
Greg Neeley	19	100.00%	1	12	6
Total Votes Cast	19	100.00%	1	12	6
Overvotes	0		0	0	0
Undervotes	10		0	6	4

REP Dist Judge, 7th Judicial Dist

Vote For 1

	TOTAL	VOTE %	Absentee	Early Voting	Election Day
Kerry L. Russell	20	100.00%	1	12	7
Total Votes Cast	20	100.00%	1	12	7
Overvotes	0		0	0	0
Undervotes	9		0	6	3

Precinct 0020

REP Dist Judge, 114th Judicial Dist

Vote For 1

	TOTAL	VOTE %		Absentee	Early Voting	Election Day
Austin Reeve Jackson	18	100.00%	<div style="width: 100%; height: 10px; background-color: #ffc107;"></div>	1	11	6
Total Votes Cast	18	100.00%	<div style="width: 100%; height: 10px; background-color: #ffc107;"></div>	1	11	6
Overvotes	0			0	0	0
Undervotes	11			0	7	4

REP Dist Judge, 475th Judicial Dist

Vote For 1

	TOTAL	VOTE %		Absentee	Early Voting	Election Day
Taylor Heaton	19	100.00%	<div style="width: 100%; height: 10px; background-color: #ffc107;"></div>	1	11	7
Total Votes Cast	19	100.00%	<div style="width: 100%; height: 10px; background-color: #ffc107;"></div>	1	11	7
Overvotes	0			0	0	0
Undervotes	10			0	7	3

REP Judge, Co Court at Law No. 2, Unexp

Vote For 1

	TOTAL	VOTE %		Absentee	Early Voting	Election Day
Sara Maynard	12	54.55%	<div style="width: 54.55%; height: 10px; background-color: #ffc107;"></div>	0	7	5
Amy McCullough	10	45.45%	<div style="width: 45.45%; height: 10px; background-color: #ffc107;"></div>	1	7	2
Total Votes Cast	22	100.00%	<div style="width: 100%; height: 10px; background-color: #ffc107;"></div>	1	14	7
Overvotes	0			0	0	0
Undervotes	7			0	4	3

REP Sheriff

Vote For 1

	TOTAL	VOTE %		Absentee	Early Voting	Election Day
Chris V Green	8	33.33%	<div style="width: 33.33%; height: 10px; background-color: #ffc107;"></div>	0	2	6
Larry R. Smith	16	66.67%	<div style="width: 66.67%; height: 10px; background-color: #ffc107;"></div>	1	12	3
Total Votes Cast	24	100.00%	<div style="width: 100%; height: 10px; background-color: #ffc107;"></div>	1	14	9
Overvotes	0			0	0	0
Undervotes	5			0	4	1

REP County Tax Assessor-Collector

Vote For 1

	TOTAL	VOTE %		Absentee	Early Voting	Election Day
Gary B Barber	20	100.00%	<div style="width: 100%; height: 10px; background-color: #ffc107;"></div>	1	12	7
Total Votes Cast	20	100.00%	<div style="width: 100%; height: 10px; background-color: #ffc107;"></div>	1	12	7
Overvotes	0			0	0	0
Undervotes	9			0	6	3

Precinct 0020

REP County Chair

Vote For 1

	TOTAL	VOTE %	Absentee	Early Voting	Election Day
David Stein	16	80.00%	1	9	6
Kevin McCall	4	20.00%	0	4	0
Total Votes Cast	20	100.00%	1	13	6
Overvotes	0		0	0	0
Undervotes	9		0	5	4

REP Proposition 1

Vote For 1

	TOTAL	VOTE %	Absentee	Early Voting	Election Day
YES	23	82.14%	1	13	9
NO	5	17.86%	0	4	1
Total Votes Cast	28	100.00%	1	17	10
Overvotes	0		0	0	0
Undervotes	1		0	1	0

REP Proposition 2

Vote For 1

	TOTAL	VOTE %	Absentee	Early Voting	Election Day
YES	23	82.14%	1	14	8
NO	5	17.86%	0	3	2
Total Votes Cast	28	100.00%	1	17	10
Overvotes	0		0	0	0
Undervotes	1		0	1	0

REP Proposition 3

Vote For 1

	TOTAL	VOTE %	Absentee	Early Voting	Election Day
YES	23	82.14%	1	14	8
NO	5	17.86%	0	3	2
Total Votes Cast	28	100.00%	1	17	10
Overvotes	0		0	0	0
Undervotes	1		0	1	0

REP Proposition 4

Vote For 1

	TOTAL	VOTE %	Absentee	Early Voting	Election Day
YES	22	78.57%	1	15	6
NO	6	21.43%	0	2	4
Total Votes Cast	28	100.00%	1	17	10
Overvotes	0		0	0	0
Undervotes	1		0	1	0

Precinct 0020

REP Proposition 5

Vote For 1

	TOTAL	VOTE %	Absentee	Early Voting	Election Day
YES	22	78.57%	1	13	8
NO	6	21.43%	0	4	2
Total Votes Cast	28	100.00%	1	17	10
Overvotes	0		0	0	0
Undervotes	1		0	1	0

REP Proposition 6

Vote For 1

	TOTAL	VOTE %	Absentee	Early Voting	Election Day
YES	24	85.71%	1	15	8
NO	4	14.29%	0	2	2
Total Votes Cast	28	100.00%	1	17	10
Overvotes	0		0	0	0
Undervotes	1		0	1	0

REP Proposition 7

Vote For 1

	TOTAL	VOTE %	Absentee	Early Voting	Election Day
YES	21	77.78%	0	11	10
NO	6	22.22%	1	5	0
Total Votes Cast	27	100.00%	1	16	10
Overvotes	0		0	0	0
Undervotes	2		0	2	0

REP Proposition 8

Vote For 1

	TOTAL	VOTE %	Absentee	Early Voting	Election Day
YES	24	88.89%	1	15	8
NO	3	11.11%	0	1	2
Total Votes Cast	27	100.00%	1	16	10
Overvotes	0		0	0	0
Undervotes	2		0	2	0

REP Proposition 9

Vote For 1

	TOTAL	VOTE %	Absentee	Early Voting	Election Day
YES	15	55.56%	1	9	5
NO	12	44.44%	0	7	5
Total Votes Cast	27	100.00%	1	16	10
Overvotes	0		0	0	0
Undervotes	2		0	2	0

Precinct 0020

REP Proposition 10

Vote For 1

	TOTAL	VOTE %	Absentee	Early Voting	Election Day
YES	22	84.62%	1	13	8
NO	4	15.38%	0	2	2
Total Votes Cast	26	100.00%	1	15	10
Overvotes	0		0	0	0
Undervotes	3		0	3	0

REP Proposition 11

Vote For 1

	TOTAL	VOTE %	Absentee	Early Voting	Election Day
YES	22	84.62%	1	12	9
NO	4	15.38%	0	3	1
Total Votes Cast	26	100.00%	1	15	10
Overvotes	0		0	0	0
Undervotes	3		0	3	0

REP Proposition 12

Vote For 1

	TOTAL	VOTE %	Absentee	Early Voting	Election Day
YES	27	100.00%	1	16	10
NO	0	0.00%	0	0	0
Total Votes Cast	27	100.00%	1	16	10
Overvotes	0		0	0	0
Undervotes	2		0	2	0

REP Proposition 13

Vote For 1

	TOTAL	VOTE %	Absentee	Early Voting	Election Day
YES	25	96.15%	1	15	9
NO	1	3.85%	0	0	1
Total Votes Cast	26	100.00%	1	15	10
Overvotes	0		0	0	0
Undervotes	3		0	3	0

Precinct 0020

DEM President

Vote For 1

	TOTAL	VOTE %	Absentee	Early Voting	Election Day
Gabriel A. Cornejo	0	0.00%	0	0	0
Joseph R. Biden Jr.	16	84.21%	2	4	10
Star Locke	0	0.00%	0	0	0
Dean Phillips	2	10.53%	0	1	1
Armando "Mando" Perez-Serrato	0	0.00%	0	0	0
Marianne Williamson	1	5.26%	0	0	1
Frankie Lozada	0	0.00%	0	0	0
Cenk Uygur	0	0.00%	0	0	0
Total Votes Cast	19	100.00%	2	5	12
Overvotes	0		0	0	0
Undervotes	0		0	0	0

DEM US Senator

Vote For 1

	TOTAL	VOTE %	Absentee	Early Voting	Election Day
Carl Oscar Sherman	0	0.00%	0	0	0
Meri Gomez	0	0.00%	0	0	0
Heli Rodriguez Prilliman	0	0.00%	0	0	0
Colin Allred	13	76.47%	2	3	8
Roland Gutierrez	1	5.88%	0	0	1
A. "Robert" Hassan	1	5.88%	0	1	0
Steven J. Keough	0	0.00%	0	0	0
Thierry Tchenko	1	5.88%	0	1	0
Mark Gonzalez	1	5.88%	0	0	1
Total Votes Cast	17	100.00%	2	5	10
Overvotes	0		0	0	0
Undervotes	2		0	0	2

DEM Railroad Commissioner

Vote For 1

	TOTAL	VOTE %	Absentee	Early Voting	Election Day
Katherine Culbert	12	66.67%	2	3	7
Bill Burch	6	33.33%	0	2	4
Total Votes Cast	18	100.00%	2	5	11
Overvotes	0		0	0	0
Undervotes	1		0	0	1

Precinct 0020

DEM Justice, Supreme Court, PI 2

Vote For 1

	TOTAL	VOTE %	Absentee	Early Voting	Election Day
DaSean Jones	10	62.50%	0	2	8
Randy Sarosdy	6	37.50%	2	3	1
Total Votes Cast	16	100.00%	2	5	9
Overvotes	0		0	0	0
Undervotes	3		0	0	3

DEM Justice, Supreme Court, PI 4

Vote For 1

	TOTAL	VOTE %	Absentee	Early Voting	Election Day
Christine Vinh Weems	18	100.00%	2	5	11
Total Votes Cast	18	100.00%	2	5	11
Overvotes	0		0	0	0
Undervotes	1		0	0	1

DEM Justice, Supreme Court, PI 6

Vote For 1

	TOTAL	VOTE %	Absentee	Early Voting	Election Day
Joe Pool	3	16.67%	0	1	2
Bonnie Lee Goldstein	15	83.33%	2	4	9
Total Votes Cast	18	100.00%	2	5	11
Overvotes	0		0	0	0
Undervotes	1		0	0	1

DEM Presiding Judge, Ct of Crim App

Vote For 1

	TOTAL	VOTE %	Absentee	Early Voting	Election Day
Holly Taylor	18	100.00%	2	5	11
Total Votes Cast	18	100.00%	2	5	11
Overvotes	0		0	0	0
Undervotes	1		0	0	1

DEM Judge, Ct of Crim App, PI 7

Vote For 1

	TOTAL	VOTE %	Absentee	Early Voting	Election Day
Nancy Mulder	17	100.00%	2	5	10
Total Votes Cast	17	100.00%	2	5	10
Overvotes	0		0	0	0
Undervotes	2		0	0	2

Precinct 0020

DEM Judge, Ct of Crim App, PI 8

Vote For 1

	TOTAL	VOTE %		Absentee	Early Voting	Election Day
Chika Anyiam	18	100.00%	<div style="width: 100%; height: 10px; background-color: #ffc107;"></div>	2	5	11
Total Votes Cast	18	100.00%	<div style="width: 100%; height: 10px; background-color: #ffc107;"></div>	2	5	11
Overvotes	0			0	0	0
Undervotes	1			0	0	1

DEM State Representative, Dist 6

Vote For 1

	TOTAL	VOTE %		Absentee	Early Voting	Election Day
Cody J Grace	15	100.00%	<div style="width: 100%; height: 10px; background-color: #ffc107;"></div>	2	4	9
Total Votes Cast	15	100.00%	<div style="width: 100%; height: 10px; background-color: #ffc107;"></div>	2	4	9
Overvotes	0			0	0	0
Undervotes	4			0	1	3

DEM Constable Pct 1

Vote For 1

	TOTAL	VOTE %		Absentee	Early Voting	Election Day
Ralph Caraway Jr	6	33.33%	<div style="width: 33.33%; height: 10px; background-color: #ffc107;"></div>	0	3	3
Derrick P Holman	2	11.11%	<div style="width: 11.11%; height: 10px; background-color: #ffc107;"></div>	0	0	2
Willie Mims	10	55.56%	<div style="width: 55.56%; height: 10px; background-color: #ffc107;"></div>	2	2	6
Total Votes Cast	18	100.00%	<div style="width: 100%; height: 10px; background-color: #ffc107;"></div>	2	5	11
Overvotes	0			0	0	0
Undervotes	1			0	0	1

DEM County Chair

Vote For 1

	TOTAL	VOTE %		Absentee	Early Voting	Election Day
Hector Garza	17	100.00%	<div style="width: 100%; height: 10px; background-color: #ffc107;"></div>	2	4	11
Total Votes Cast	17	100.00%	<div style="width: 100%; height: 10px; background-color: #ffc107;"></div>	2	4	11
Overvotes	0			0	0	0
Undervotes	2			0	1	1

Precinct 0021

Statistics

	TOTAL	Absentee	Early Voting	Election Day
Registered Voters - Total	1,609			
Ballots Cast - Total	459	11	243	205
Ballots Cast - Republican Party	412	4	221	187
Ballots Cast - Democratic Party	47	7	22	18
Ballots Cast - Blank	0	0	0	0
Voter Turnout - Total	28.53%			
Voter Turnout - Republican Party	0.00%			
Voter Turnout - Democratic Party	0.00%			

REP President

Vote For 1

	TOTAL	VOTE %	Absentee	Early Voting	Election Day
Asa Hutchinson	1	0.25%	0	0	1
Donald J. Trump	289	71.18%	2	158	129
Ron DeSantis	12	2.96%	1	6	5
Vivek Ramaswamy	2	0.49%	0	1	1
David Stuckenberg	0	0.00%	0	0	0
Chris Christie	2	0.49%	0	2	0
Ryan L. Binkley	0	0.00%	0	0	0
Nikki Haley	89	21.92%	1	48	40
Uncommitted	11	2.71%	0	5	6
Total Votes Cast	406	100.00%	4	220	182
Overvotes	0		0	0	0
Undervotes	6		0	1	5

REP US Senator

Vote For 1

	TOTAL	VOTE %	Absentee	Early Voting	Election Day
R E (Rufus) Lopez	31	8.05%	1	14	16
Ted Cruz	336	87.27%	3	185	148
Holland "Redd" Gibson	18	4.68%	0	10	8
Total Votes Cast	385	100.00%	4	209	172
Overvotes	0		0	0	0
Undervotes	27		0	12	15

REP US Representative, Dist 1

Vote For 1

	TOTAL	VOTE %	Absentee	Early Voting	Election Day
Nathaniel Moran	313	100.00%	4	173	136
Total Votes Cast	313	100.00%	4	173	136
Overvotes	0		0	0	0
Undervotes	99		0	48	51

Precinct 0021

REP Railroad Commissioner

Vote For 1

	TOTAL	VOTE %	Absentee	Early Voting	Election Day
Corey Howell	27	8.33%	0	14	13
Petra Reyes	11	3.40%	0	3	8
Christie Clark	41	12.65%	1	16	24
James "Jim" Matlock	66	20.37%	0	37	29
Christi Craddick	179	55.25%	3	112	64
Total Votes Cast	324	100.00%	4	182	138
Overvotes	0		0	0	0
Undervotes	88		0	39	49

REP Justice, Supreme Court, PI 2

Vote For 1

	TOTAL	VOTE %	Absentee	Early Voting	Election Day
Jimmy Blacklock	280	100.00%	3	154	123
Total Votes Cast	280	100.00%	3	154	123
Overvotes	0		0	0	0
Undervotes	132		1	67	64

REP Justice, Supreme Court, PI 4

Vote For 1

	TOTAL	VOTE %	Absentee	Early Voting	Election Day
John Devine	175	58.53%	2	91	82
Brian Walker	124	41.47%	1	72	51
Total Votes Cast	299	100.00%	3	163	133
Overvotes	0		0	0	0
Undervotes	113		1	58	54

REP Justice, Supreme Court, PI 6

Vote For 1

	TOTAL	VOTE %	Absentee	Early Voting	Election Day
Jane Bland	253	100.00%	3	142	108
Total Votes Cast	253	100.00%	3	142	108
Overvotes	0		0	0	0
Undervotes	159		1	79	79

REP Presiding Judge, Ct of Crim App

Vote For 1

	TOTAL	VOTE %	Absentee	Early Voting	Election Day
David J. Schenck	206	67.76%	3	111	92
Sharon Keller	98	32.24%	1	54	43
Total Votes Cast	304	100.00%	4	165	135
Overvotes	0		0	0	0
Undervotes	108		0	56	52

Precinct 0021

REP Judge, Ct of Crim App, PI 7

Vote For 1

	TOTAL	VOTE %	Absentee	Early Voting	Election Day
Gina Parker	213	72.45%	2	116	95
Barbara Parker Hervey	81	27.55%	0	47	34
Total Votes Cast	294	100.00%	2	163	129
Overvotes	0		0	0	0
Undervotes	118		2	58	58

REP Judge, Ct of Crim App, PI 8

Vote For 1

	TOTAL	VOTE %	Absentee	Early Voting	Election Day
Lee Finley	159	58.46%	1	86	72
Michelle Slaughter	113	41.54%	2	63	48
Total Votes Cast	272	100.00%	3	149	120
Overvotes	0		0	0	0
Undervotes	140		1	72	67

REP State Representative, Dist 6

Vote For 1

	TOTAL	VOTE %	Absentee	Early Voting	Election Day
Daniel Alders	278	100.00%	3	157	118
Total Votes Cast	278	100.00%	3	157	118
Overvotes	0		0	0	0
Undervotes	134		1	64	69

REP Justice, 12th Ct of Appeals District, PI 3

Vote For 1

	TOTAL	VOTE %	Absentee	Early Voting	Election Day
Greg Neeley	274	100.00%	3	155	116
Total Votes Cast	274	100.00%	3	155	116
Overvotes	0		0	0	0
Undervotes	138		1	66	71

REP Dist Judge, 7th Judicial Dist

Vote For 1

	TOTAL	VOTE %	Absentee	Early Voting	Election Day
Kerry L. Russell	294	100.00%	3	163	128
Total Votes Cast	294	100.00%	3	163	128
Overvotes	0		0	0	0
Undervotes	118		1	58	59

Precinct 0021

REP Dist Judge, 114th Judicial Dist

Vote For 1

	TOTAL	VOTE %	Absentee	Early Voting	Election Day
Austin Reeve Jackson	290	100.00%	2	159	129
Total Votes Cast	290	100.00%	2	159	129
Overvotes	0		0	0	0
Undervotes	122		2	62	58

REP Dist Judge, 475th Judicial Dist

Vote For 1

	TOTAL	VOTE %	Absentee	Early Voting	Election Day
Taylor Heaton	286	100.00%	3	158	125
Total Votes Cast	286	100.00%	3	158	125
Overvotes	0		0	0	0
Undervotes	126		1	63	62

REP Judge, Co Court at Law No. 2, Unexp

Vote For 1

	TOTAL	VOTE %	Absentee	Early Voting	Election Day
Sara Maynard	158	43.53%	2	91	65
Amy McCullough	205	56.47%	2	108	95
Total Votes Cast	363	100.00%	4	199	160
Overvotes	0		0	0	0
Undervotes	49		0	22	27

REP Sheriff

Vote For 1

	TOTAL	VOTE %	Absentee	Early Voting	Election Day
Chris V Green	95	24.48%	0	37	58
Larry R. Smith	293	75.52%	4	176	113
Total Votes Cast	388	100.00%	4	213	171
Overvotes	0		0	0	0
Undervotes	24		0	8	16

REP County Tax Assessor-Collector

Vote For 1

	TOTAL	VOTE %	Absentee	Early Voting	Election Day
Gary B Barber	310	100.00%	4	175	131
Total Votes Cast	310	100.00%	4	175	131
Overvotes	0		0	0	0
Undervotes	102		0	46	56

Precinct 0021

REP Constable Pct 2

Vote For 1

	TOTAL	VOTE %	Absentee	Early Voting	Election Day
Wayne Allen	283	100.00%	3	155	125
Total Votes Cast	283	100.00%	3	155	125
Overvotes	0		0	0	0
Undervotes	129		1	66	62

REP County Chair

Vote For 1

	TOTAL	VOTE %	Absentee	Early Voting	Election Day
David Stein	219	71.34%	0	135	84
Kevin McCall	88	28.66%	2	41	45
Total Votes Cast	307	100.00%	2	176	129
Overvotes	0		0	0	0
Undervotes	105		2	45	58

REP Proposition 1

Vote For 1

	TOTAL	VOTE %	Absentee	Early Voting	Election Day
YES	281	71.50%	3	144	134
NO	112	28.50%	1	66	45
Total Votes Cast	393	100.00%	4	210	179
Overvotes	0		0	0	0
Undervotes	19		0	11	8

REP Proposition 2

Vote For 1

	TOTAL	VOTE %	Absentee	Early Voting	Election Day
YES	362	89.83%	4	192	166
NO	41	10.17%	0	26	15
Total Votes Cast	403	100.00%	4	218	181
Overvotes	0		0	0	0
Undervotes	9		0	3	6

REP Proposition 3

Vote For 1

	TOTAL	VOTE %	Absentee	Early Voting	Election Day
YES	338	85.57%	4	187	147
NO	57	14.43%	0	27	30
Total Votes Cast	395	100.00%	4	214	177
Overvotes	0		0	0	0
Undervotes	17		0	7	10

Precinct 0021

REP Proposition 4

Vote For 1

	TOTAL	VOTE %	Absentee	Early Voting	Election Day
YES	330	82.91%	4	177	149
NO	68	17.09%	0	38	30
Total Votes Cast	398	100.00%	4	215	179
Overvotes	0		0	0	0
Undervotes	14		0	6	8

REP Proposition 5

Vote For 1

	TOTAL	VOTE %	Absentee	Early Voting	Election Day
YES	315	78.95%	4	169	142
NO	84	21.05%	0	46	38
Total Votes Cast	399	100.00%	4	215	180
Overvotes	0		0	0	0
Undervotes	13		0	6	7

REP Proposition 6

Vote For 1

	TOTAL	VOTE %	Absentee	Early Voting	Election Day
YES	338	85.35%	3	184	151
NO	58	14.65%	1	31	26
Total Votes Cast	396	100.00%	4	215	177
Overvotes	0		0	0	0
Undervotes	16		0	6	10

REP Proposition 7

Vote For 1

	TOTAL	VOTE %	Absentee	Early Voting	Election Day
YES	260	71.63%	2	135	123
NO	103	28.37%	2	63	38
Total Votes Cast	363	100.00%	4	198	161
Overvotes	0		0	0	0
Undervotes	49		0	23	26

REP Proposition 8

Vote For 1

	TOTAL	VOTE %	Absentee	Early Voting	Election Day
YES	363	89.85%	4	195	164
NO	41	10.15%	0	22	19
Total Votes Cast	404	100.00%	4	217	183
Overvotes	0		0	0	0
Undervotes	8		0	4	4

Precinct 0021

REP Proposition 9

Vote For 1

	TOTAL	VOTE %	Absentee	Early Voting	Election Day
YES	283	72.38%	4	154	125
NO	108	27.62%	0	56	52
Total Votes Cast	391	100.00%	4	210	177
Overvotes	0		0	0	0
Undervotes	21		0	11	10

REP Proposition 10

Vote For 1

	TOTAL	VOTE %	Absentee	Early Voting	Election Day
YES	332	85.57%	2	183	147
NO	56	14.43%	1	27	28
Total Votes Cast	388	100.00%	3	210	175
Overvotes	0		0	0	0
Undervotes	24		1	11	12

REP Proposition 11

Vote For 1

	TOTAL	VOTE %	Absentee	Early Voting	Election Day
YES	287	71.75%	4	155	128
NO	113	28.25%	0	62	51
Total Votes Cast	400	100.00%	4	217	179
Overvotes	0		0	0	0
Undervotes	12		0	4	8

REP Proposition 12

Vote For 1

	TOTAL	VOTE %	Absentee	Early Voting	Election Day
YES	383	95.04%	4	207	172
NO	20	4.96%	0	11	9
Total Votes Cast	403	100.00%	4	218	181
Overvotes	0		0	0	0
Undervotes	9		0	3	6

REP Proposition 13

Vote For 1

	TOTAL	VOTE %	Absentee	Early Voting	Election Day
YES	379	94.28%	4	200	175
NO	23	5.72%	0	17	6
Total Votes Cast	402	100.00%	4	217	181
Overvotes	0		0	0	0
Undervotes	10		0	4	6

Precinct 0021

DEM President

Vote For 1

	TOTAL	VOTE %	Absentee	Early Voting	Election Day
Gabriel A. Cornejo	2	4.26%	0	1	1
Joseph R. Biden Jr.	42	89.36%	7	20	15
Star Locke	0	0.00%	0	0	0
Dean Phillips	0	0.00%	0	0	0
Armando "Mando" Perez-Serrato	0	0.00%	0	0	0
Marianne Williamson	2	4.26%	0	1	1
Frankie Lozada	0	0.00%	0	0	0
Cenk Uygur	1	2.13%	0	0	1
Total Votes Cast	47	100.00%	7	22	18
Overvotes	0		0	0	0
Undervotes	0		0	0	0

DEM US Senator

Vote For 1

	TOTAL	VOTE %	Absentee	Early Voting	Election Day
Carl Oscar Sherman	2	4.55%	1	0	1
Meri Gomez	5	11.36%	1	3	1
Heli Rodriguez Prilliman	1	2.27%	0	1	0
Colin Allred	28	63.64%	4	15	9
Roland Gutierrez	4	9.09%	0	1	3
A. "Robert" Hassan	0	0.00%	0	0	0
Steven J. Keough	2	4.55%	1	0	1
Thierry Tchenko	0	0.00%	0	0	0
Mark Gonzalez	2	4.55%	0	0	2
Total Votes Cast	44	100.00%	7	20	17
Overvotes	0		0	0	0
Undervotes	3		0	2	1

DEM Railroad Commissioner

Vote For 1

	TOTAL	VOTE %	Absentee	Early Voting	Election Day
Katherine Culbert	27	62.79%	3	13	11
Bill Burch	16	37.21%	4	6	6
Total Votes Cast	43	100.00%	7	19	17
Overvotes	0		0	0	0
Undervotes	4		0	3	1

Precinct 0021

DEM Justice, Supreme Court, PI 2

Vote For 1

	TOTAL	VOTE %	Absentee	Early Voting	Election Day
DaSean Jones	26	63.41%	2	11	13
Randy Sarosdy	15	36.59%	5	7	3
Total Votes Cast	41	100.00%	7	18	16
Overvotes	0		0	0	0
Undervotes	6		0	4	2

DEM Justice, Supreme Court, PI 4

Vote For 1

	TOTAL	VOTE %	Absentee	Early Voting	Election Day
Christine Vinh Weems	38	100.00%	7	16	15
Total Votes Cast	38	100.00%	7	16	15
Overvotes	0		0	0	0
Undervotes	9		0	6	3

DEM Justice, Supreme Court, PI 6

Vote For 1

	TOTAL	VOTE %	Absentee	Early Voting	Election Day
Joe Pool	18	40.91%	4	8	6
Bonnie Lee Goldstein	26	59.09%	3	13	10
Total Votes Cast	44	100.00%	7	21	16
Overvotes	0		0	0	0
Undervotes	3		0	1	2

DEM Presiding Judge, Ct of Crim App

Vote For 1

	TOTAL	VOTE %	Absentee	Early Voting	Election Day
Holly Taylor	38	100.00%	6	17	15
Total Votes Cast	38	100.00%	6	17	15
Overvotes	0		0	0	0
Undervotes	9		1	5	3

DEM Judge, Ct of Crim App, PI 7

Vote For 1

	TOTAL	VOTE %	Absentee	Early Voting	Election Day
Nancy Mulder	38	100.00%	7	16	15
Total Votes Cast	38	100.00%	7	16	15
Overvotes	0		0	0	0
Undervotes	9		0	6	3

Precinct 0021

DEM Judge, Ct of Crim App, PI 8

Vote For 1

	TOTAL	VOTE %	Absentee	Early Voting	Election Day
Chika Anyiam	37	100.00%	6	16	15
Total Votes Cast	37	100.00%	6	16	15
Overvotes	0		0	0	0
Undervotes	10		1	6	3

DEM State Representative, Dist 6

Vote For 1

	TOTAL	VOTE %	Absentee	Early Voting	Election Day
Cody J Grace	41	100.00%	7	17	17
Total Votes Cast	41	100.00%	7	17	17
Overvotes	0		0	0	0
Undervotes	6		0	5	1

DEM County Chair

Vote For 1

	TOTAL	VOTE %	Absentee	Early Voting	Election Day
Hector Garza	38	100.00%	5	17	16
Total Votes Cast	38	100.00%	5	17	16
Overvotes	0		0	0	0
Undervotes	9		2	5	2

Precinct 0022

Statistics

	TOTAL	Absentee	Early Voting	Election Day
Registered Voters - Total	385			
Ballots Cast - Total	23	0	7	16
Ballots Cast - Republican Party	15	0	3	12
Ballots Cast - Democratic Party	8	0	4	4
Ballots Cast - Blank	0	0	0	0
Voter Turnout - Total	5.97%			
Voter Turnout - Republican Party	0.00%			
Voter Turnout - Democratic Party	0.00%			

REP President

Vote For 1

	TOTAL	VOTE %	Absentee	Early Voting	Election Day
Asa Hutchinson	0	0.00%	0	0	0
Donald J. Trump	8	53.33%	0	2	6
Ron DeSantis	0	0.00%	0	0	0
Vivek Ramaswamy	0	0.00%	0	0	0
David Stuckenberg	0	0.00%	0	0	0
Chris Christie	0	0.00%	0	0	0
Ryan L. Binkley	0	0.00%	0	0	0
Nikki Haley	7	46.67%	0	1	6
Uncommitted	0	0.00%	0	0	0
Total Votes Cast	15	100.00%	0	3	12
Overvotes	0		0	0	0
Undervotes	0		0	0	0

REP US Senator

Vote For 1

	TOTAL	VOTE %	Absentee	Early Voting	Election Day
R E (Rufus) Lopez	3	21.43%	0	1	2
Ted Cruz	11	78.57%	0	2	9
Holland "Redd" Gibson	0	0.00%	0	0	0
Total Votes Cast	14	100.00%	0	3	11
Overvotes	0		0	0	0
Undervotes	1		0	0	1

REP US Representative, Dist 1

Vote For 1

	TOTAL	VOTE %	Absentee	Early Voting	Election Day
Nathaniel Moran	6	100.00%	0	1	5
Total Votes Cast	6	100.00%	0	1	5
Overvotes	0		0	0	0
Undervotes	9		0	2	7

Precinct 0022

REP Railroad Commissioner

Vote For 1

	TOTAL	VOTE %	Absentee	Early Voting	Election Day
Corey Howell	1	10.00%	0	0	1
Petra Reyes	0	0.00%	0	0	0
Christie Clark	2	20.00%	0	0	2
James "Jim" Matlock	0	0.00%	0	0	0
Christi Craddick	7	70.00%	0	2	5
Total Votes Cast	10	100.00%	0	2	8
Overvotes	0		0	0	0
Undervotes	5		0	1	4

REP Justice, Supreme Court, PI 2

Vote For 1

	TOTAL	VOTE %	Absentee	Early Voting	Election Day
Jimmy Blacklock	6	100.00%	0	0	6
Total Votes Cast	6	100.00%	0	0	6
Overvotes	0		0	0	0
Undervotes	9		0	3	6

REP Justice, Supreme Court, PI 4

Vote For 1

	TOTAL	VOTE %	Absentee	Early Voting	Election Day
John Devine	7	87.50%	0	2	5
Brian Walker	1	12.50%	0	0	1
Total Votes Cast	8	100.00%	0	2	6
Overvotes	0		0	0	0
Undervotes	7		0	1	6

REP Justice, Supreme Court, PI 6

Vote For 1

	TOTAL	VOTE %	Absentee	Early Voting	Election Day
Jane Bland	6	100.00%	0	0	6
Total Votes Cast	6	100.00%	0	0	6
Overvotes	0		0	0	0
Undervotes	9		0	3	6

REP Presiding Judge, Ct of Crim App

Vote For 1

	TOTAL	VOTE %	Absentee	Early Voting	Election Day
David J. Schenck	5	62.50%	0	2	3
Sharon Keller	3	37.50%	0	0	3
Total Votes Cast	8	100.00%	0	2	6
Overvotes	0		0	0	0
Undervotes	7		0	1	6

Precinct 0022

REP Judge, Ct of Crim App, PI 7

Vote For 1

	TOTAL	VOTE %	Absentee	Early Voting	Election Day
Gina Parker	7	87.50%	0	1	6
Barbara Parker Hervey	1	12.50%	0	0	1
Total Votes Cast	8	100.00%	0	1	7
Overvotes	0		0	0	0
Undervotes	7		0	2	5

REP Judge, Ct of Crim App, PI 8

Vote For 1

	TOTAL	VOTE %	Absentee	Early Voting	Election Day
Lee Finley	2	28.57%	0	1	1
Michelle Slaughter	5	71.43%	0	0	5
Total Votes Cast	7	100.00%	0	1	6
Overvotes	0		0	0	0
Undervotes	8		0	2	6

REP State Representative, Dist 6

Vote For 1

	TOTAL	VOTE %	Absentee	Early Voting	Election Day
Daniel Alders	7	100.00%	0	1	6
Total Votes Cast	7	100.00%	0	1	6
Overvotes	0		0	0	0
Undervotes	8		0	2	6

REP Justice, 12th Ct of Appeals District, PI 3

Vote For 1

	TOTAL	VOTE %	Absentee	Early Voting	Election Day
Greg Neeley	8	100.00%	0	1	7
Total Votes Cast	8	100.00%	0	1	7
Overvotes	0		0	0	0
Undervotes	7		0	2	5

REP Dist Judge, 7th Judicial Dist

Vote For 1

	TOTAL	VOTE %	Absentee	Early Voting	Election Day
Kerry L. Russell	8	100.00%	0	0	8
Total Votes Cast	8	100.00%	0	0	8
Overvotes	0		0	0	0
Undervotes	7		0	3	4

Precinct 0022

REP Dist Judge, 114th Judicial Dist

Vote For 1

	TOTAL	VOTE %	Absentee	Early Voting	Election Day
Austin Reeve Jackson	8	100.00%	0	1	7
Total Votes Cast	8	100.00%	0	1	7
Overvotes	0		0	0	0
Undervotes	7		0	2	5

REP Dist Judge, 475th Judicial Dist

Vote For 1

	TOTAL	VOTE %	Absentee	Early Voting	Election Day
Taylor Heaton	7	100.00%	0	0	7
Total Votes Cast	7	100.00%	0	0	7
Overvotes	0		0	0	0
Undervotes	8		0	3	5

REP Judge, Co Court at Law No. 2, Unexp

Vote For 1

	TOTAL	VOTE %	Absentee	Early Voting	Election Day
Sara Maynard	6	54.55%	0	2	4
Amy McCullough	5	45.45%	0	1	4
Total Votes Cast	11	100.00%	0	3	8
Overvotes	0		0	0	0
Undervotes	4		0	0	4

REP Sheriff

Vote For 1

	TOTAL	VOTE %	Absentee	Early Voting	Election Day
Chris V Green	5	50.00%	0	2	3
Larry R. Smith	5	50.00%	0	1	4
Total Votes Cast	10	100.00%	0	3	7
Overvotes	0		0	0	0
Undervotes	5		0	0	5

REP County Tax Assessor-Collector

Vote For 1

	TOTAL	VOTE %	Absentee	Early Voting	Election Day
Gary B Barber	9	100.00%	0	2	7
Total Votes Cast	9	100.00%	0	2	7
Overvotes	0		0	0	0
Undervotes	6		0	1	5

Precinct 0022

REP County Chair

Vote For 1

	TOTAL	VOTE %	Absentee	Early Voting	Election Day
David Stein	3	50.00%	0	1	2
Kevin McCall	3	50.00%	0	1	2
Total Votes Cast	6	100.00%	0	2	4
Overvotes	0		0	0	0
Undervotes	9		0	1	8

REP Proposition 1

Vote For 1

	TOTAL	VOTE %	Absentee	Early Voting	Election Day
YES	12	80.00%	0	2	10
NO	3	20.00%	0	1	2
Total Votes Cast	15	100.00%	0	3	12
Overvotes	0		0	0	0
Undervotes	0		0	0	0

REP Proposition 2

Vote For 1

	TOTAL	VOTE %	Absentee	Early Voting	Election Day
YES	13	86.67%	0	3	10
NO	2	13.33%	0	0	2
Total Votes Cast	15	100.00%	0	3	12
Overvotes	0		0	0	0
Undervotes	0		0	0	0

REP Proposition 3

Vote For 1

	TOTAL	VOTE %	Absentee	Early Voting	Election Day
YES	12	80.00%	0	3	9
NO	3	20.00%	0	0	3
Total Votes Cast	15	100.00%	0	3	12
Overvotes	0		0	0	0
Undervotes	0		0	0	0

REP Proposition 4

Vote For 1

	TOTAL	VOTE %	Absentee	Early Voting	Election Day
YES	12	80.00%	0	3	9
NO	3	20.00%	0	0	3
Total Votes Cast	15	100.00%	0	3	12
Overvotes	0		0	0	0
Undervotes	0		0	0	0

Precinct 0022

REP Proposition 5

Vote For 1

	TOTAL	VOTE %	Absentee	Early Voting	Election Day
YES	13	86.67%	0	3	10
NO	2	13.33%	0	0	2
Total Votes Cast	15	100.00%	0	3	12
Overvotes	0		0	0	0
Undervotes	0		0	0	0

REP Proposition 6

Vote For 1

	TOTAL	VOTE %	Absentee	Early Voting	Election Day
YES	11	73.33%	0	3	8
NO	4	26.67%	0	0	4
Total Votes Cast	15	100.00%	0	3	12
Overvotes	0		0	0	0
Undervotes	0		0	0	0

REP Proposition 7

Vote For 1

	TOTAL	VOTE %	Absentee	Early Voting	Election Day
YES	13	86.67%	0	3	10
NO	2	13.33%	0	0	2
Total Votes Cast	15	100.00%	0	3	12
Overvotes	0		0	0	0
Undervotes	0		0	0	0

REP Proposition 8

Vote For 1

	TOTAL	VOTE %	Absentee	Early Voting	Election Day
YES	13	86.67%	0	3	10
NO	2	13.33%	0	0	2
Total Votes Cast	15	100.00%	0	3	12
Overvotes	0		0	0	0
Undervotes	0		0	0	0

REP Proposition 9

Vote For 1

	TOTAL	VOTE %	Absentee	Early Voting	Election Day
YES	8	57.14%	0	2	6
NO	6	42.86%	0	1	5
Total Votes Cast	14	100.00%	0	3	11
Overvotes	0		0	0	0
Undervotes	1		0	0	1

Precinct 0022

REP Proposition 10

Vote For 1

	TOTAL	VOTE %	Absentee	Early Voting	Election Day
YES	12	80.00%	0	3	9
NO	3	20.00%	0	0	3
Total Votes Cast	15	100.00%	0	3	12
Overvotes	0		0	0	0
Undervotes	0		0	0	0

REP Proposition 11

Vote For 1

	TOTAL	VOTE %	Absentee	Early Voting	Election Day
YES	9	60.00%	0	2	7
NO	6	40.00%	0	1	5
Total Votes Cast	15	100.00%	0	3	12
Overvotes	0		0	0	0
Undervotes	0		0	0	0

REP Proposition 12

Vote For 1

	TOTAL	VOTE %	Absentee	Early Voting	Election Day
YES	13	86.67%	0	3	10
NO	2	13.33%	0	0	2
Total Votes Cast	15	100.00%	0	3	12
Overvotes	0		0	0	0
Undervotes	0		0	0	0

REP Proposition 13

Vote For 1

	TOTAL	VOTE %	Absentee	Early Voting	Election Day
YES	14	93.33%	0	3	11
NO	1	6.67%	0	0	1
Total Votes Cast	15	100.00%	0	3	12
Overvotes	0		0	0	0
Undervotes	0		0	0	0

Precinct 0022

DEM President

Vote For 1

	TOTAL	VOTE %	Absentee	Early Voting	Election Day
Gabriel A. Cornejo	1	12.50%	0	0	1
Joseph R. Biden Jr.	7	87.50%	0	4	3
Star Locke	0	0.00%	0	0	0
Dean Phillips	0	0.00%	0	0	0
Armando "Mando" Perez-Serrato	0	0.00%	0	0	0
Marianne Williamson	0	0.00%	0	0	0
Frankie Lozada	0	0.00%	0	0	0
Cenk Uygur	0	0.00%	0	0	0
Total Votes Cast	8	100.00%	0	4	4
Overvotes	0		0	0	0
Undervotes	0		0	0	0

DEM US Senator

Vote For 1

	TOTAL	VOTE %	Absentee	Early Voting	Election Day
Carl Oscar Sherman	2	25.00%	0	0	2
Meri Gomez	0	0.00%	0	0	0
Heli Rodriguez Prilliman	0	0.00%	0	0	0
Colin Allred	5	62.50%	0	3	2
Roland Gutierrez	0	0.00%	0	0	0
A. "Robert" Hassan	0	0.00%	0	0	0
Steven J. Keough	0	0.00%	0	0	0
Thierry Tchenko	0	0.00%	0	0	0
Mark Gonzalez	1	12.50%	0	1	0
Total Votes Cast	8	100.00%	0	4	4
Overvotes	0		0	0	0
Undervotes	0		0	0	0

DEM Railroad Commissioner

Vote For 1

	TOTAL	VOTE %	Absentee	Early Voting	Election Day
Katherine Culbert	4	50.00%	0	2	2
Bill Burch	4	50.00%	0	2	2
Total Votes Cast	8	100.00%	0	4	4
Overvotes	0		0	0	0
Undervotes	0		0	0	0

Precinct 0022

DEM Justice, Supreme Court, PI 2

Vote For 1

	TOTAL	VOTE %	Absentee	Early Voting	Election Day
DaSean Jones	7	87.50%	0	3	4
Randy Sarosdy	1	12.50%	0	1	0
Total Votes Cast	8	100.00%	0	4	4
Overvotes	0		0	0	0
Undervotes	0		0	0	0

DEM Justice, Supreme Court, PI 4

Vote For 1

	TOTAL	VOTE %	Absentee	Early Voting	Election Day
Christine Vinh Weems	6	100.00%	0	4	2
Total Votes Cast	6	100.00%	0	4	2
Overvotes	0		0	0	0
Undervotes	2		0	0	2

DEM Justice, Supreme Court, PI 6

Vote For 1

	TOTAL	VOTE %	Absentee	Early Voting	Election Day
Joe Pool	5	62.50%	0	1	4
Bonnie Lee Goldstein	3	37.50%	0	3	0
Total Votes Cast	8	100.00%	0	4	4
Overvotes	0		0	0	0
Undervotes	0		0	0	0

DEM Presiding Judge, Ct of Crim App

Vote For 1

	TOTAL	VOTE %	Absentee	Early Voting	Election Day
Holly Taylor	7	100.00%	0	4	3
Total Votes Cast	7	100.00%	0	4	3
Overvotes	0		0	0	0
Undervotes	1		0	0	1

DEM Judge, Ct of Crim App, PI 7

Vote For 1

	TOTAL	VOTE %	Absentee	Early Voting	Election Day
Nancy Mulder	6	100.00%	0	4	2
Total Votes Cast	6	100.00%	0	4	2
Overvotes	0		0	0	0
Undervotes	2		0	0	2

Precinct 0022

DEM Judge, Ct of Crim App, PI 8

Vote For 1

	TOTAL	VOTE %	Absentee	Early Voting	Election Day
Chika Anyiam	5	100.00%	0	4	1
Total Votes Cast	5	100.00%	0	4	1
Overvotes	0		0	0	0
Undervotes	3		0	0	3

DEM State Representative, Dist 6

Vote For 1

	TOTAL	VOTE %	Absentee	Early Voting	Election Day
Cody J Grace	5	100.00%	0	3	2
Total Votes Cast	5	100.00%	0	3	2
Overvotes	0		0	0	0
Undervotes	3		0	1	2

DEM Constable Pct 1

Vote For 1

	TOTAL	VOTE %	Absentee	Early Voting	Election Day
Ralph Caraway Jr	4	50.00%	0	1	3
Derrick P Holman	0	0.00%	0	0	0
Willie Mims	4	50.00%	0	3	1
Total Votes Cast	8	100.00%	0	4	4
Overvotes	0		0	0	0
Undervotes	0		0	0	0

DEM County Chair

Vote For 1

	TOTAL	VOTE %	Absentee	Early Voting	Election Day
Hector Garza	7	100.00%	0	4	3
Total Votes Cast	7	100.00%	0	4	3
Overvotes	0		0	0	0
Undervotes	1		0	0	1

Precinct 0023

Statistics

	TOTAL	Absentee	Early Voting	Election Day
Registered Voters - Total	2,391			
Ballots Cast - Total	521	23	233	265
Ballots Cast - Republican Party	437	20	199	218
Ballots Cast - Democratic Party	84	3	34	47
Ballots Cast - Blank	0	0	0	0
Voter Turnout - Total	21.79%			
Voter Turnout - Republican Party	0.00%			
Voter Turnout - Democratic Party	0.00%			

REP President

Vote For 1

	TOTAL	VOTE %	Absentee	Early Voting	Election Day
Asa Hutchinson	0	0.00%	0	0	0
Donald J. Trump	332	75.97%	10	155	167
Ron DeSantis	9	2.06%	0	3	6
Vivek Ramaswamy	3	0.69%	0	0	3
David Stuckenberg	1	0.23%	0	0	1
Chris Christie	2	0.46%	0	1	1
Ryan L. Binkley	0	0.00%	0	0	0
Nikki Haley	81	18.54%	7	37	37
Uncommitted	9	2.06%	3	3	3
Total Votes Cast	437	100.00%	20	199	218
Overvotes	0		0	0	0
Undervotes	0		0	0	0

REP US Senator

Vote For 1

	TOTAL	VOTE %	Absentee	Early Voting	Election Day
R E (Rufus) Lopez	19	4.56%	1	8	10
Ted Cruz	382	91.61%	17	176	189
Holland "Redd" Gibson	16	3.84%	2	6	8
Total Votes Cast	417	100.00%	20	190	207
Overvotes	0		0	0	0
Undervotes	20		0	9	11

REP US Representative, Dist 1

Vote For 1

	TOTAL	VOTE %	Absentee	Early Voting	Election Day
Nathaniel Moran	342	100.00%	16	158	168
Total Votes Cast	342	100.00%	16	158	168
Overvotes	0		0	0	0
Undervotes	95		4	41	50

Precinct 0023

REP Railroad Commissioner

Vote For 1

	TOTAL	VOTE %	Absentee	Early Voting	Election Day
Corey Howell	29	8.26%	0	14	15
Petra Reyes	9	2.56%	0	4	5
Christie Clark	61	17.38%	0	28	33
James "Jim" Matlock	59	16.81%	2	24	33
Christi Craddick	193	54.99%	16	101	76
Total Votes Cast	351	100.00%	18	171	162
Overvotes	0		0	0	0
Undervotes	86		2	28	56

REP Justice, Supreme Court, PI 2

Vote For 1

	TOTAL	VOTE %	Absentee	Early Voting	Election Day
Jimmy Blacklock	304	100.00%	14	144	146
Total Votes Cast	304	100.00%	14	144	146
Overvotes	0		0	0	0
Undervotes	133		6	55	72

REP Justice, Supreme Court, PI 4

Vote For 1

	TOTAL	VOTE %	Absentee	Early Voting	Election Day
John Devine	182	56.00%	9	100	73
Brian Walker	143	44.00%	9	61	73
Total Votes Cast	325	100.00%	18	161	146
Overvotes	0		0	0	0
Undervotes	112		2	38	72

REP Justice, Supreme Court, PI 6

Vote For 1

	TOTAL	VOTE %	Absentee	Early Voting	Election Day
Jane Bland	260	100.00%	13	119	128
Total Votes Cast	260	100.00%	13	119	128
Overvotes	0		0	0	0
Undervotes	177		7	80	90

REP Presiding Judge, Ct of Crim App

Vote For 1

	TOTAL	VOTE %	Absentee	Early Voting	Election Day
David J. Schenck	226	68.07%	11	111	104
Sharon Keller	106	31.93%	6	53	47
Total Votes Cast	332	100.00%	17	164	151
Overvotes	0		0	0	0
Undervotes	105		3	35	67

Precinct 0023

REP Judge, Ct of Crim App, PI 7

Vote For 1

	TOTAL	VOTE %	Absentee	Early Voting	Election Day
Gina Parker	234	73.58%	8	118	108
Barbara Parker Hervey	84	26.42%	9	40	35
Total Votes Cast	318	100.00%	17	158	143
Overvotes	0		0	0	0
Undervotes	119		3	41	75

REP Judge, Ct of Crim App, PI 8

Vote For 1

	TOTAL	VOTE %	Absentee	Early Voting	Election Day
Lee Finley	156	53.42%	5	77	74
Michelle Slaughter	136	46.58%	9	61	66
Total Votes Cast	292	100.00%	14	138	140
Overvotes	0		0	0	0
Undervotes	145		6	61	78

REP State Representative, Dist 6

Vote For 1

	TOTAL	VOTE %	Absentee	Early Voting	Election Day
Daniel Alders	287	100.00%	13	132	142
Total Votes Cast	287	100.00%	13	132	142
Overvotes	0		0	0	0
Undervotes	150		7	67	76

REP Justice, 12th Ct of Appeals District, PI 3

Vote For 1

	TOTAL	VOTE %	Absentee	Early Voting	Election Day
Greg Neeley	277	100.00%	14	128	135
Total Votes Cast	277	100.00%	14	128	135
Overvotes	0		0	0	0
Undervotes	160		6	71	83

REP Dist Judge, 7th Judicial Dist

Vote For 1

	TOTAL	VOTE %	Absentee	Early Voting	Election Day
Kerry L. Russell	294	100.00%	16	136	142
Total Votes Cast	294	100.00%	16	136	142
Overvotes	0		0	0	0
Undervotes	143		4	63	76

Precinct 0023

REP Dist Judge, 114th Judicial Dist

Vote For 1

	TOTAL	VOTE %	Absentee	Early Voting	Election Day
Austin Reeve Jackson	309	100.00%	15	143	151
Total Votes Cast	309	100.00%	15	143	151
Overvotes	0		0	0	0
Undervotes	128		5	56	67

REP Dist Judge, 475th Judicial Dist

Vote For 1

	TOTAL	VOTE %	Absentee	Early Voting	Election Day
Taylor Heaton	291	100.00%	16	135	140
Total Votes Cast	291	100.00%	16	135	140
Overvotes	0		0	0	0
Undervotes	146		4	64	78

REP Judge, Co Court at Law No. 2, Unexp

Vote For 1

	TOTAL	VOTE %	Absentee	Early Voting	Election Day
Sara Maynard	168	44.33%	9	77	82
Amy McCullough	211	55.67%	9	103	99
Total Votes Cast	379	100.00%	18	180	181
Overvotes	0		0	0	0
Undervotes	58		2	19	37

REP Sheriff

Vote For 1

	TOTAL	VOTE %	Absentee	Early Voting	Election Day
Chris V Green	128	30.92%	1	54	73
Larry R. Smith	286	69.08%	19	141	126
Total Votes Cast	414	100.00%	20	195	199
Overvotes	0		0	0	0
Undervotes	23		0	4	19

REP County Tax Assessor-Collector

Vote For 1

	TOTAL	VOTE %	Absentee	Early Voting	Election Day
Gary B Barber	334	100.00%	18	156	160
Total Votes Cast	334	100.00%	18	156	160
Overvotes	0		0	0	0
Undervotes	103		2	43	58

Precinct 0023

REP Constable Pct 3

Vote For 1

	TOTAL	VOTE %	Absentee	Early Voting	Election Day
Jim Blackmon	296	100.00%	16	135	145
Total Votes Cast	296	100.00%	16	135	145
Overvotes	0		0	0	0
Undervotes	141		4	64	73

REP County Chair

Vote For 1

	TOTAL	VOTE %	Absentee	Early Voting	Election Day
David Stein	210	66.67%	12	103	95
Kevin McCall	105	33.33%	2	48	55
Total Votes Cast	315	100.00%	14	151	150
Overvotes	0		0	0	0
Undervotes	122		6	48	68

REP Proposition 1

Vote For 1

	TOTAL	VOTE %	Absentee	Early Voting	Election Day
YES	330	80.68%	9	154	167
NO	79	19.32%	7	38	34
Total Votes Cast	409	100.00%	16	192	201
Overvotes	0		0	0	0
Undervotes	28		4	7	17

REP Proposition 2

Vote For 1

	TOTAL	VOTE %	Absentee	Early Voting	Election Day
YES	389	91.96%	14	182	193
NO	34	8.04%	5	12	17
Total Votes Cast	423	100.00%	19	194	210
Overvotes	0		0	0	0
Undervotes	14		1	5	8

REP Proposition 3

Vote For 1

	TOTAL	VOTE %	Absentee	Early Voting	Election Day
YES	379	90.02%	16	175	188
NO	42	9.98%	4	18	20
Total Votes Cast	421	100.00%	20	193	208
Overvotes	0		0	0	0
Undervotes	16		0	6	10

Precinct 0023

REP Proposition 4

Vote For 1

	TOTAL	VOTE %	Absentee	Early Voting	Election Day
YES	368	86.79%	16	173	179
NO	56	13.21%	4	23	29
Total Votes Cast	424	100.00%	20	196	208
Overvotes	0		0	0	0
Undervotes	13		0	3	10

REP Proposition 5

Vote For 1

	TOTAL	VOTE %	Absentee	Early Voting	Election Day
YES	345	82.93%	15	166	164
NO	71	17.07%	5	26	40
Total Votes Cast	416	100.00%	20	192	204
Overvotes	0		0	0	0
Undervotes	21		0	7	14

REP Proposition 6

Vote For 1

	TOTAL	VOTE %	Absentee	Early Voting	Election Day
YES	372	89.00%	16	175	181
NO	46	11.00%	4	18	24
Total Votes Cast	418	100.00%	20	193	205
Overvotes	0		0	0	0
Undervotes	19		0	6	13

REP Proposition 7

Vote For 1

	TOTAL	VOTE %	Absentee	Early Voting	Election Day
YES	327	81.55%	10	147	170
NO	74	18.45%	9	40	25
Total Votes Cast	401	100.00%	19	187	195
Overvotes	0		0	0	0
Undervotes	36		1	12	23

REP Proposition 8

Vote For 1

	TOTAL	VOTE %	Absentee	Early Voting	Election Day
YES	394	92.92%	17	179	198
NO	30	7.08%	3	14	13
Total Votes Cast	424	100.00%	20	193	211
Overvotes	0		0	0	0
Undervotes	13		0	6	7

Precinct 0023

REP Proposition 9

Vote For 1

	TOTAL	VOTE %	Absentee	Early Voting	Election Day
YES	302	72.60%	14	146	142
NO	114	27.40%	6	44	64
Total Votes Cast	416	100.00%	20	190	206
Overvotes	0		0	0	0
Undervotes	21		0	9	12

REP Proposition 10

Vote For 1

	TOTAL	VOTE %	Absentee	Early Voting	Election Day
YES	380	91.79%	17	173	190
NO	34	8.21%	3	17	14
Total Votes Cast	414	100.00%	20	190	204
Overvotes	0		0	0	0
Undervotes	23		0	9	14

REP Proposition 11

Vote For 1

	TOTAL	VOTE %	Absentee	Early Voting	Election Day
YES	324	76.78%	10	144	170
NO	98	23.22%	10	48	40
Total Votes Cast	422	100.00%	20	192	210
Overvotes	0		0	0	0
Undervotes	15		0	7	8

REP Proposition 12

Vote For 1

	TOTAL	VOTE %	Absentee	Early Voting	Election Day
YES	403	94.60%	17	185	201
NO	23	5.40%	3	9	11
Total Votes Cast	426	100.00%	20	194	212
Overvotes	0		0	0	0
Undervotes	11		0	5	6

REP Proposition 13

Vote For 1

	TOTAL	VOTE %	Absentee	Early Voting	Election Day
YES	402	95.04%	17	185	200
NO	21	4.96%	3	8	10
Total Votes Cast	423	100.00%	20	193	210
Overvotes	0		0	0	0
Undervotes	14		0	6	8

Precinct 0023

DEM President

Vote For 1

	TOTAL	VOTE %	Absentee	Early Voting	Election Day
Gabriel A. Cornejo	5	6.10%	0	2	3
Joseph R. Biden Jr.	71	86.59%	2	30	39
Star Locke	0	0.00%	0	0	0
Dean Phillips	2	2.44%	1	1	0
Armando "Mando" Perez-Serrato	0	0.00%	0	0	0
Marianne Williamson	3	3.66%	0	0	3
Frankie Lozada	0	0.00%	0	0	0
Cenk Uygur	1	1.22%	0	0	1
Total Votes Cast	82	100.00%	3	33	46
Overvotes	0		0	0	0
Undervotes	2		0	1	1

DEM US Senator

Vote For 1

	TOTAL	VOTE %	Absentee	Early Voting	Election Day
Carl Oscar Sherman	13	17.33%	0	9	4
Meri Gomez	11	14.67%	0	5	6
Heli Rodriguez Prilliman	1	1.33%	1	0	0
Colin Allred	26	34.67%	1	10	15
Roland Gutierrez	14	18.67%	0	7	7
A. "Robert" Hassan	2	2.67%	0	2	0
Steven J. Keough	3	4.00%	0	0	3
Thierry Tchenko	3	4.00%	0	0	3
Mark Gonzalez	2	2.67%	1	0	1
Total Votes Cast	75	100.00%	3	33	39
Overvotes	0		0	0	0
Undervotes	9		0	1	8

DEM Railroad Commissioner

Vote For 1

	TOTAL	VOTE %	Absentee	Early Voting	Election Day
Katherine Culbert	58	76.32%	3	23	32
Bill Burch	18	23.68%	0	10	8
Total Votes Cast	76	100.00%	3	33	40
Overvotes	0		0	0	0
Undervotes	8		0	1	7

Precinct 0023

DEM Justice, Supreme Court, PI 2

Vote For 1

	TOTAL	VOTE %	Absentee	Early Voting	Election Day
DaSean Jones	46	63.89%	0	17	29
Randy Sarosdy	26	36.11%	3	13	10
Total Votes Cast	72	100.00%	3	30	39
Overvotes	0		0	0	0
Undervotes	12		0	4	8

DEM Justice, Supreme Court, PI 4

Vote For 1

	TOTAL	VOTE %	Absentee	Early Voting	Election Day
Christine Vinh Weems	67	100.00%	3	27	37
Total Votes Cast	67	100.00%	3	27	37
Overvotes	0		0	0	0
Undervotes	17		0	7	10

DEM Justice, Supreme Court, PI 6

Vote For 1

	TOTAL	VOTE %	Absentee	Early Voting	Election Day
Joe Pool	20	28.99%	1	7	12
Bonnie Lee Goldstein	49	71.01%	2	22	25
Total Votes Cast	69	100.00%	3	29	37
Overvotes	0		0	0	0
Undervotes	15		0	5	10

DEM Presiding Judge, Ct of Crim App

Vote For 1

	TOTAL	VOTE %	Absentee	Early Voting	Election Day
Holly Taylor	69	100.00%	3	28	38
Total Votes Cast	69	100.00%	3	28	38
Overvotes	0		0	0	0
Undervotes	15		0	6	9

DEM Judge, Ct of Crim App, PI 7

Vote For 1

	TOTAL	VOTE %	Absentee	Early Voting	Election Day
Nancy Mulder	69	100.00%	3	28	38
Total Votes Cast	69	100.00%	3	28	38
Overvotes	0		0	0	0
Undervotes	15		0	6	9

Precinct 0023

DEM Judge, Ct of Crim App, PI 8

Vote For 1

	TOTAL	VOTE %	Absentee	Early Voting	Election Day
Chika Anyiam	68	100.00%	3	28	37
Total Votes Cast	68	100.00%	3	28	37
Overvotes	0		0	0	0
Undervotes	16		0	6	10

DEM State Representative, Dist 6

Vote For 1

	TOTAL	VOTE %	Absentee	Early Voting	Election Day
Cody J Grace	72	100.00%	3	32	37
Total Votes Cast	72	100.00%	3	32	37
Overvotes	0		0	0	0
Undervotes	12		0	2	10

DEM County Chair

Vote For 1

	TOTAL	VOTE %	Absentee	Early Voting	Election Day
Hector Garza	72	100.00%	3	30	39
Total Votes Cast	72	100.00%	3	30	39
Overvotes	0		0	0	0
Undervotes	12		0	4	8

Precinct 0024

Statistics

	TOTAL	Absentee	Early Voting	Election Day
Registered Voters - Total	2,352			
Ballots Cast - Total	660	10	260	390
Ballots Cast - Republican Party	609	9	236	364
Ballots Cast - Democratic Party	51	1	24	26
Ballots Cast - Blank	1	0	1	0
Voter Turnout - Total	28.06%			
Voter Turnout - Republican Party	0.00%			
Voter Turnout - Democratic Party	0.00%			

REP President

Vote For 1

	TOTAL	VOTE %	Absentee	Early Voting	Election Day
Asa Hutchinson	1	0.17%	0	0	1
Donald J. Trump	507	83.80%	7	185	315
Ron DeSantis	16	2.64%	0	10	6
Vivek Ramaswamy	3	0.50%	0	1	2
David Stuckenberg	0	0.00%	0	0	0
Chris Christie	2	0.33%	0	2	0
Ryan L. Binkley	0	0.00%	0	0	0
Nikki Haley	55	9.09%	0	29	26
Uncommitted	21	3.47%	2	8	11
Total Votes Cast	605	100.00%	9	235	361
Overvotes	0		0	0	0
Undervotes	4		0	1	3

REP US Senator

Vote For 1

	TOTAL	VOTE %	Absentee	Early Voting	Election Day
R E (Rufus) Lopez	21	3.62%	0	10	11
Ted Cruz	544	93.79%	9	210	325
Holland "Redd" Gibson	15	2.59%	0	7	8
Total Votes Cast	580	100.00%	9	227	344
Overvotes	0		0	0	0
Undervotes	29		0	9	20

REP US Representative, Dist 1

Vote For 1

	TOTAL	VOTE %	Absentee	Early Voting	Election Day
Nathaniel Moran	484	100.00%	9	189	286
Total Votes Cast	484	100.00%	9	189	286
Overvotes	0		0	0	0
Undervotes	125		0	47	78

Precinct 0024

REP Railroad Commissioner

Vote For 1

	TOTAL	VOTE %	Absentee	Early Voting	Election Day
Corey Howell	57	11.59%	0	17	40
Petra Reyes	14	2.85%	0	9	5
Christie Clark	64	13.01%	1	28	35
James "Jim" Matlock	96	19.51%	0	25	71
Christi Craddick	261	53.05%	6	131	124
Total Votes Cast	492	100.00%	7	210	275
Overvotes	0		0	0	0
Undervotes	117		2	26	89

REP Justice, Supreme Court, PI 2

Vote For 1

	TOTAL	VOTE %	Absentee	Early Voting	Election Day
Jimmy Blacklock	434	100.00%	6	174	254
Total Votes Cast	434	100.00%	6	174	254
Overvotes	0		0	0	0
Undervotes	175		3	62	110

REP Justice, Supreme Court, PI 4

Vote For 1

	TOTAL	VOTE %	Absentee	Early Voting	Election Day
John Devine	240	52.29%	6	98	136
Brian Walker	219	47.71%	0	92	127
Total Votes Cast	459	100.00%	6	190	263
Overvotes	0		0	0	0
Undervotes	150		3	46	101

REP Justice, Supreme Court, PI 6

Vote For 1

	TOTAL	VOTE %	Absentee	Early Voting	Election Day
Jane Bland	399	100.00%	6	157	236
Total Votes Cast	399	100.00%	6	157	236
Overvotes	0		0	0	0
Undervotes	210		3	79	128

REP Presiding Judge, Ct of Crim App

Vote For 1

	TOTAL	VOTE %	Absentee	Early Voting	Election Day
David J. Schenck	344	71.97%	4	147	193
Sharon Keller	134	28.03%	2	49	83
Total Votes Cast	478	100.00%	6	196	276
Overvotes	0		0	0	0
Undervotes	131		3	40	88

Precinct 0024

REP Judge, Ct of Crim App, PI 7

Vote For 1

	TOTAL	VOTE %	Absentee	Early Voting	Election Day
Gina Parker	363	77.23%	6	144	213
Barbara Parker Hervey	107	22.77%	0	48	59
Total Votes Cast	470	100.00%	6	192	272
Overvotes	0		0	0	0
Undervotes	139		3	44	92

REP Judge, Ct of Crim App, PI 8

Vote For 1

	TOTAL	VOTE %	Absentee	Early Voting	Election Day
Lee Finley	253	58.56%	0	105	148
Michelle Slaughter	179	41.44%	2	72	105
Total Votes Cast	432	100.00%	2	177	253
Overvotes	0		0	0	0
Undervotes	177		7	59	111

REP State Representative, Dist 6

Vote For 1

	TOTAL	VOTE %	Absentee	Early Voting	Election Day
Daniel Alders	411	100.00%	4	161	246
Total Votes Cast	411	100.00%	4	161	246
Overvotes	0		0	0	0
Undervotes	198		5	75	118

REP Justice, 12th Ct of Appeals District, PI 3

Vote For 1

	TOTAL	VOTE %	Absentee	Early Voting	Election Day
Greg Neeley	404	100.00%	3	159	242
Total Votes Cast	404	100.00%	3	159	242
Overvotes	0		0	0	0
Undervotes	205		6	77	122

REP Dist Judge, 7th Judicial Dist

Vote For 1

	TOTAL	VOTE %	Absentee	Early Voting	Election Day
Kerry L. Russell	426	100.00%	3	167	256
Total Votes Cast	426	100.00%	3	167	256
Overvotes	0		0	0	0
Undervotes	183		6	69	108

Precinct 0024

REP Dist Judge, 114th Judicial Dist

Vote For 1

	TOTAL	VOTE %		Absentee	Early Voting	Election Day
Austin Reeve Jackson	432	100.00%	<div style="width: 100%; height: 10px; background-color: #ffc107;"></div>	3	169	260
Total Votes Cast	432	100.00%	<div style="width: 100%; height: 10px; background-color: #ffc107;"></div>	3	169	260
Overvotes	0			0	0	0
Undervotes	177			6	67	104

REP Dist Judge, 475th Judicial Dist

Vote For 1

	TOTAL	VOTE %		Absentee	Early Voting	Election Day
Taylor Heaton	412	100.00%	<div style="width: 100%; height: 10px; background-color: #ffc107;"></div>	3	161	248
Total Votes Cast	412	100.00%	<div style="width: 100%; height: 10px; background-color: #ffc107;"></div>	3	161	248
Overvotes	0			0	0	0
Undervotes	197			6	75	116

REP Judge, Co Court at Law No. 2, Unexp

Vote For 1

	TOTAL	VOTE %		Absentee	Early Voting	Election Day
Sara Maynard	303	58.16%	<div style="width: 58.16%; height: 10px; background-color: #ffc107;"></div>	4	116	183
Amy McCullough	218	41.84%	<div style="width: 41.84%; height: 10px; background-color: #ffc107;"></div>	1	101	116
Total Votes Cast	521	100.00%	<div style="width: 100%; height: 10px; background-color: #ffc107;"></div>	5	217	299
Overvotes	0			0	0	0
Undervotes	88			4	19	65

REP Sheriff

Vote For 1

	TOTAL	VOTE %		Absentee	Early Voting	Election Day
Chris V Green	270	45.38%	<div style="width: 45.38%; height: 10px; background-color: #ffc107;"></div>	2	95	173
Larry R. Smith	325	54.62%	<div style="width: 54.62%; height: 10px; background-color: #ffc107;"></div>	7	139	179
Total Votes Cast	595	100.00%	<div style="width: 100%; height: 10px; background-color: #ffc107;"></div>	9	234	352
Overvotes	0			0	0	0
Undervotes	14			0	2	12

REP County Tax Assessor-Collector

Vote For 1

	TOTAL	VOTE %		Absentee	Early Voting	Election Day
Gary B Barber	471	100.00%	<div style="width: 100%; height: 10px; background-color: #ffc107;"></div>	6	181	284
Total Votes Cast	471	100.00%	<div style="width: 100%; height: 10px; background-color: #ffc107;"></div>	6	181	284
Overvotes	0			0	0	0
Undervotes	138			3	55	80

Precinct 0024

REP Constable Pct 4

Vote For 1

	TOTAL	VOTE %	Absentee	Early Voting	Election Day
Josh Joplin	501	100.00%	5	194	302
Total Votes Cast	501	100.00%	5	194	302
Overvotes	0		0	0	0
Undervotes	108		4	42	62

REP County Chair

Vote For 1

	TOTAL	VOTE %	Absentee	Early Voting	Election Day
David Stein	302	70.73%	4	130	168
Kevin McCall	125	29.27%	0	43	82
Total Votes Cast	427	100.00%	4	173	250
Overvotes	0		0	0	0
Undervotes	182		5	63	114

REP Proposition 1

Vote For 1

	TOTAL	VOTE %	Absentee	Early Voting	Election Day
YES	485	82.06%	5	190	290
NO	106	17.94%	4	42	60
Total Votes Cast	591	100.00%	9	232	350
Overvotes	0		0	0	0
Undervotes	18		0	4	14

REP Proposition 2

Vote For 1

	TOTAL	VOTE %	Absentee	Early Voting	Election Day
YES	567	94.97%	9	215	343
NO	30	5.03%	0	16	14
Total Votes Cast	597	100.00%	9	231	357
Overvotes	0		0	0	0
Undervotes	12		0	5	7

REP Proposition 3

Vote For 1

	TOTAL	VOTE %	Absentee	Early Voting	Election Day
YES	565	94.80%	9	224	332
NO	31	5.20%	0	8	23
Total Votes Cast	596	100.00%	9	232	355
Overvotes	0		0	0	0
Undervotes	13		0	4	9

Precinct 0024

REP Proposition 4

Vote For 1

	TOTAL	VOTE %	Absentee	Early Voting	Election Day
YES	561	94.60%	9	218	334
NO	32	5.40%	0	11	21
Total Votes Cast	593	100.00%	9	229	355
Overvotes	0		0	0	0
Undervotes	16		0	7	9

REP Proposition 5

Vote For 1

	TOTAL	VOTE %	Absentee	Early Voting	Election Day
YES	534	91.13%	9	207	318
NO	52	8.87%	0	24	28
Total Votes Cast	586	100.00%	9	231	346
Overvotes	0		0	0	0
Undervotes	23		0	5	18

REP Proposition 6

Vote For 1

	TOTAL	VOTE %	Absentee	Early Voting	Election Day
YES	531	90.77%	9	205	317
NO	54	9.23%	0	25	29
Total Votes Cast	585	100.00%	9	230	346
Overvotes	0		0	0	0
Undervotes	24		0	6	18

REP Proposition 7

Vote For 1

	TOTAL	VOTE %	Absentee	Early Voting	Election Day
YES	472	83.54%	7	186	279
NO	93	16.46%	0	41	52
Total Votes Cast	565	100.00%	7	227	331
Overvotes	0		0	0	0
Undervotes	44		2	9	33

REP Proposition 8

Vote For 1

	TOTAL	VOTE %	Absentee	Early Voting	Election Day
YES	567	95.62%	9	218	340
NO	26	4.38%	0	12	14
Total Votes Cast	593	100.00%	9	230	354
Overvotes	0		0	0	0
Undervotes	16		0	6	10

Precinct 0024

REP Proposition 9

Vote For 1

	TOTAL	VOTE %		Absentee	Early Voting	Election Day
YES	475	81.62%		9	196	270
NO	107	18.38%		0	34	73
Total Votes Cast	582	100.00%		9	230	343
Overvotes	0			0	0	0
Undervotes	27			0	6	21

REP Proposition 10

Vote For 1

	TOTAL	VOTE %		Absentee	Early Voting	Election Day
YES	564	96.25%		9	221	334
NO	22	3.75%		0	10	12
Total Votes Cast	586	100.00%		9	231	346
Overvotes	0			0	0	0
Undervotes	23			0	5	18

REP Proposition 11

Vote For 1

	TOTAL	VOTE %		Absentee	Early Voting	Election Day
YES	480	80.40%		7	190	283
NO	117	19.60%		2	43	72
Total Votes Cast	597	100.00%		9	233	355
Overvotes	0			0	0	0
Undervotes	12			0	3	9

REP Proposition 12

Vote For 1

	TOTAL	VOTE %		Absentee	Early Voting	Election Day
YES	585	98.32%		9	226	350
NO	10	1.68%		0	6	4
Total Votes Cast	595	100.00%		9	232	354
Overvotes	0			0	0	0
Undervotes	14			0	4	10

REP Proposition 13

Vote For 1

	TOTAL	VOTE %		Absentee	Early Voting	Election Day
YES	573	96.95%		9	225	339
NO	18	3.05%		0	6	12
Total Votes Cast	591	100.00%		9	231	351
Overvotes	0			0	0	0
Undervotes	18			0	5	13

Precinct 0024

DEM President

Vote For 1

	TOTAL	VOTE %	Absentee	Early Voting	Election Day
Gabriel A. Cornejo	1	2.04%	0	0	1
Joseph R. Biden Jr.	47	95.92%	1	22	24
Star Locke	0	0.00%	0	0	0
Dean Phillips	0	0.00%	0	0	0
Armando "Mando" Perez-Serrato	1	2.04%	0	1	0
Marianne Williamson	0	0.00%	0	0	0
Frankie Lozada	0	0.00%	0	0	0
Cenk Uygur	0	0.00%	0	0	0
Total Votes Cast	49	100.00%	1	23	25
Overvotes	0		0	0	0
Undervotes	2		0	1	1

DEM US Senator

Vote For 1

	TOTAL	VOTE %	Absentee	Early Voting	Election Day
Carl Oscar Sherman	6	12.24%	0	3	3
Meri Gomez	3	6.12%	0	0	3
Heli Rodriguez Prilliman	2	4.08%	0	0	2
Colin Allred	24	48.98%	0	14	10
Roland Gutierrez	5	10.20%	1	1	3
A. "Robert" Hassan	0	0.00%	0	0	0
Steven J. Keough	3	6.12%	0	0	3
Thierry Tchenko	1	2.04%	0	1	0
Mark Gonzalez	5	10.20%	0	3	2
Total Votes Cast	49	100.00%	1	22	26
Overvotes	0		0	0	0
Undervotes	2		0	2	0

DEM Railroad Commissioner

Vote For 1

	TOTAL	VOTE %	Absentee	Early Voting	Election Day
Katherine Culbert	28	58.33%	0	11	17
Bill Burch	20	41.67%	1	10	9
Total Votes Cast	48	100.00%	1	21	26
Overvotes	0		0	0	0
Undervotes	3		0	3	0

Precinct 0024

DEM Justice, Supreme Court, PI 2

Vote For 1

	TOTAL	VOTE %	Absentee	Early Voting	Election Day
DaSean Jones	27	60.00%	0	9	18
Randy Sarosdy	18	40.00%	1	11	6
Total Votes Cast	45	100.00%	1	20	24
Overvotes	0		0	0	0
Undervotes	6		0	4	2

DEM Justice, Supreme Court, PI 4

Vote For 1

	TOTAL	VOTE %	Absentee	Early Voting	Election Day
Christine Vinh Weems	39	100.00%	1	14	24
Total Votes Cast	39	100.00%	1	14	24
Overvotes	0		0	0	0
Undervotes	12		0	10	2

DEM Justice, Supreme Court, PI 6

Vote For 1

	TOTAL	VOTE %	Absentee	Early Voting	Election Day
Joe Pool	15	33.33%	0	6	9
Bonnie Lee Goldstein	30	66.67%	1	13	16
Total Votes Cast	45	100.00%	1	19	25
Overvotes	0		0	0	0
Undervotes	6		0	5	1

DEM Presiding Judge, Ct of Crim App

Vote For 1

	TOTAL	VOTE %	Absentee	Early Voting	Election Day
Holly Taylor	41	100.00%	1	16	24
Total Votes Cast	41	100.00%	1	16	24
Overvotes	0		0	0	0
Undervotes	10		0	8	2

DEM Judge, Ct of Crim App, PI 7

Vote For 1

	TOTAL	VOTE %	Absentee	Early Voting	Election Day
Nancy Mulder	41	100.00%	1	16	24
Total Votes Cast	41	100.00%	1	16	24
Overvotes	0		0	0	0
Undervotes	10		0	8	2

Precinct 0024

DEM Judge, Ct of Crim App, PI 8

Vote For 1

	TOTAL	VOTE %	Absentee	Early Voting	Election Day
Chika Anyiam	40	100.00%	1	16	23
Total Votes Cast	40	100.00%	1	16	23
Overvotes	0		0	0	0
Undervotes	11		0	8	3

DEM State Representative, Dist 6

Vote For 1

	TOTAL	VOTE %	Absentee	Early Voting	Election Day
Cody J Grace	42	100.00%	1	19	22
Total Votes Cast	42	100.00%	1	19	22
Overvotes	0		0	0	0
Undervotes	9		0	5	4

DEM County Chair

Vote For 1

	TOTAL	VOTE %	Absentee	Early Voting	Election Day
Hector Garza	43	100.00%	1	19	23
Total Votes Cast	43	100.00%	1	19	23
Overvotes	0		0	0	0
Undervotes	8		0	5	3

Precinct 0025

Statistics

	TOTAL	Absentee	Early Voting	Election Day
Registered Voters - Total	2,227			
Ballots Cast - Total	599	22	282	295
Ballots Cast - Republican Party	539	14	264	261
Ballots Cast - Democratic Party	60	8	18	34
Ballots Cast - Blank	0	0	0	0
Voter Turnout - Total	26.90%			
Voter Turnout - Republican Party	0.00%			
Voter Turnout - Democratic Party	0.00%			

REP President

Vote For 1

	TOTAL	VOTE %	Absentee	Early Voting	Election Day
Asa Hutchinson	2	0.37%	0	2	0
Donald J. Trump	405	75.28%	12	187	206
Ron DeSantis	5	0.93%	0	4	1
Vivek Ramaswamy	2	0.37%	0	1	1
David Stuckenberg	0	0.00%	0	0	0
Chris Christie	3	0.56%	0	3	0
Ryan L. Binkley	0	0.00%	0	0	0
Nikki Haley	112	20.82%	2	60	50
Uncommitted	9	1.67%	0	6	3
Total Votes Cast	538	100.00%	14	263	261
Overvotes	0		0	0	0
Undervotes	1		0	1	0

REP US Senator

Vote For 1

	TOTAL	VOTE %	Absentee	Early Voting	Election Day
R E (Rufus) Lopez	27	5.38%	0	9	18
Ted Cruz	445	88.65%	13	214	218
Holland "Redd" Gibson	30	5.98%	0	21	9
Total Votes Cast	502	100.00%	13	244	245
Overvotes	0		0	0	0
Undervotes	37		1	20	16

REP US Representative, Dist 1

Vote For 1

	TOTAL	VOTE %	Absentee	Early Voting	Election Day
Nathaniel Moran	410	100.00%	12	188	210
Total Votes Cast	410	100.00%	12	188	210
Overvotes	0		0	0	0
Undervotes	129		2	76	51

Precinct 0025

REP Railroad Commissioner

Vote For 1

	TOTAL	VOTE %	Absentee	Early Voting	Election Day
Corey Howell	45	10.66%	1	18	26
Petra Reyes	9	2.13%	0	5	4
Christie Clark	61	14.46%	2	30	29
James "Jim" Matlock	79	18.72%	2	34	43
Christi Craddick	228	54.03%	6	126	96
Total Votes Cast	422	100.00%	11	213	198
Overvotes	0		0	0	0
Undervotes	117		3	51	63

REP Justice, Supreme Court, PI 2

Vote For 1

	TOTAL	VOTE %	Absentee	Early Voting	Election Day
Jimmy Blacklock	366	100.00%	11	172	183
Total Votes Cast	366	100.00%	11	172	183
Overvotes	0		0	0	0
Undervotes	173		3	92	78

REP Justice, Supreme Court, PI 4

Vote For 1

	TOTAL	VOTE %	Absentee	Early Voting	Election Day
John Devine	210	54.12%	5	110	95
Brian Walker	178	45.88%	7	83	88
Total Votes Cast	388	100.00%	12	193	183
Overvotes	0		0	0	0
Undervotes	151		2	71	78

REP Justice, Supreme Court, PI 6

Vote For 1

	TOTAL	VOTE %	Absentee	Early Voting	Election Day
Jane Bland	338	100.00%	11	160	167
Total Votes Cast	338	100.00%	11	160	167
Overvotes	0		0	0	0
Undervotes	201		3	104	94

REP Presiding Judge, Ct of Crim App

Vote For 1

	TOTAL	VOTE %	Absentee	Early Voting	Election Day
David J. Schenck	265	66.58%	10	125	130
Sharon Keller	133	33.42%	2	70	61
Total Votes Cast	398	100.00%	12	195	191
Overvotes	0		0	0	0
Undervotes	141		2	69	70

Precinct 0025

REP Judge, Ct of Crim App, PI 7

Vote For 1

	TOTAL	VOTE %	Absentee	Early Voting	Election Day
Gina Parker	278	73.35%	6	133	139
Barbara Parker Hervey	101	26.65%	3	52	46
Total Votes Cast	379	100.00%	9	185	185
Overvotes	0		0	0	0
Undervotes	160		5	79	76

REP Judge, Ct of Crim App, PI 8

Vote For 1

	TOTAL	VOTE %	Absentee	Early Voting	Election Day
Lee Finley	198	55.00%	5	80	113
Michelle Slaughter	162	45.00%	2	91	69
Total Votes Cast	360	100.00%	7	171	182
Overvotes	0		0	0	0
Undervotes	179		7	93	79

REP State Representative, Dist 6

Vote For 1

	TOTAL	VOTE %	Absentee	Early Voting	Election Day
Daniel Alders	358	100.00%	9	174	175
Total Votes Cast	358	100.00%	9	174	175
Overvotes	0		0	0	0
Undervotes	181		5	90	86

REP Justice, 12th Ct of Appeals District, PI 3

Vote For 1

	TOTAL	VOTE %	Absentee	Early Voting	Election Day
Greg Neeley	354	100.00%	8	166	180
Total Votes Cast	354	100.00%	8	166	180
Overvotes	0		0	0	0
Undervotes	185		6	98	81

REP Dist Judge, 7th Judicial Dist

Vote For 1

	TOTAL	VOTE %	Absentee	Early Voting	Election Day
Kerry L. Russell	379	100.00%	9	176	194
Total Votes Cast	379	100.00%	9	176	194
Overvotes	0		0	0	0
Undervotes	160		5	88	67

Precinct 0025

REP Dist Judge, 114th Judicial Dist

Vote For 1

	TOTAL	VOTE %	Absentee	Early Voting	Election Day
Austin Reeve Jackson	373	100.00%	10	174	189
Total Votes Cast	373	100.00%	10	174	189
Overvotes	0		0	0	0
Undervotes	166		4	90	72

REP Dist Judge, 475th Judicial Dist

Vote For 1

	TOTAL	VOTE %	Absentee	Early Voting	Election Day
Taylor Heaton	371	100.00%	9	178	184
Total Votes Cast	371	100.00%	9	178	184
Overvotes	0		0	0	0
Undervotes	168		5	86	77

REP Judge, Co Court at Law No. 2, Unexp

Vote For 1

	TOTAL	VOTE %	Absentee	Early Voting	Election Day
Sara Maynard	194	41.63%	2	106	86
Amy McCullough	272	58.37%	10	124	138
Total Votes Cast	466	100.00%	12	230	224
Overvotes	0		0	0	0
Undervotes	73		2	34	37

REP Sheriff

Vote For 1

	TOTAL	VOTE %	Absentee	Early Voting	Election Day
Chris V Green	144	28.35%	1	62	81
Larry R. Smith	364	71.65%	13	190	161
Total Votes Cast	508	100.00%	14	252	242
Overvotes	0		0	0	0
Undervotes	31		0	12	19

REP County Tax Assessor-Collector

Vote For 1

	TOTAL	VOTE %	Absentee	Early Voting	Election Day
Gary B Barber	408	100.00%	11	193	204
Total Votes Cast	408	100.00%	11	193	204
Overvotes	0		0	0	0
Undervotes	131		3	71	57

Precinct 0025

REP Constable Pct 3

Vote For 1

	TOTAL	VOTE %	Absentee	Early Voting	Election Day
Jim Blackmon	362	100.00%	9	171	182
Total Votes Cast	362	100.00%	9	171	182
Overvotes	0		0	0	0
Undervotes	177		5	93	79

REP County Chair

Vote For 1

	TOTAL	VOTE %	Absentee	Early Voting	Election Day
David Stein	294	74.43%	3	151	140
Kevin McCall	101	25.57%	3	47	51
Total Votes Cast	395	100.00%	6	198	191
Overvotes	0		0	0	0
Undervotes	144		8	66	70

REP Proposition 1

Vote For 1

	TOTAL	VOTE %	Absentee	Early Voting	Election Day
YES	388	74.76%	5	186	197
NO	131	25.24%	7	69	55
Total Votes Cast	519	100.00%	12	255	252
Overvotes	0		0	0	0
Undervotes	20		2	9	9

REP Proposition 2

Vote For 1

	TOTAL	VOTE %	Absentee	Early Voting	Election Day
YES	474	89.43%	11	229	234
NO	56	10.57%	1	31	24
Total Votes Cast	530	100.00%	12	260	258
Overvotes	0		0	0	0
Undervotes	9		2	4	3

REP Proposition 3

Vote For 1

	TOTAL	VOTE %	Absentee	Early Voting	Election Day
YES	476	89.81%	12	235	229
NO	54	10.19%	1	24	29
Total Votes Cast	530	100.00%	13	259	258
Overvotes	0		0	0	0
Undervotes	9		1	5	3

Precinct 0025

REP Proposition 4

Vote For 1

	TOTAL	VOTE %	Absentee	Early Voting	Election Day
YES	453	86.78%	10	225	218
NO	69	13.22%	1	31	37
Total Votes Cast	522	100.00%	11	256	255
Overvotes	0		0	0	0
Undervotes	17		3	8	6

REP Proposition 5

Vote For 1

	TOTAL	VOTE %	Absentee	Early Voting	Election Day
YES	432	82.60%	10	216	206
NO	91	17.40%	2	41	48
Total Votes Cast	523	100.00%	12	257	254
Overvotes	0		0	0	0
Undervotes	16		2	7	7

REP Proposition 6

Vote For 1

	TOTAL	VOTE %	Absentee	Early Voting	Election Day
YES	432	83.72%	10	208	214
NO	84	16.28%	2	46	36
Total Votes Cast	516	100.00%	12	254	250
Overvotes	0		0	0	0
Undervotes	23		2	10	11

REP Proposition 7

Vote For 1

	TOTAL	VOTE %	Absentee	Early Voting	Election Day
YES	383	78.48%	3	192	188
NO	105	21.52%	6	49	50
Total Votes Cast	488	100.00%	9	241	238
Overvotes	0		0	0	0
Undervotes	51		5	23	23

REP Proposition 8

Vote For 1

	TOTAL	VOTE %	Absentee	Early Voting	Election Day
YES	469	89.85%	10	226	233
NO	53	10.15%	2	30	21
Total Votes Cast	522	100.00%	12	256	254
Overvotes	0		0	0	0
Undervotes	17		2	8	7

Precinct 0025

REP Proposition 9

Vote For 1

	TOTAL	VOTE %		Absentee	Early Voting	Election Day
YES	358	70.20%	<div style="width: 70.20%;"><div style="width: 70.20%;"></div></div>	8	178	172
NO	152	29.80%	<div style="width: 29.80%;"><div style="width: 29.80%;"></div></div>	3	72	77
Total Votes Cast	510	100.00%	<div style="width: 100.00%;"><div style="width: 100.00%;"></div></div>	11	250	249
Overvotes	0			0	0	0
Undervotes	29			3	14	12

REP Proposition 10

Vote For 1

	TOTAL	VOTE %		Absentee	Early Voting	Election Day
YES	444	86.89%	<div style="width: 86.89%;"><div style="width: 86.89%;"></div></div>	9	216	219
NO	67	13.11%	<div style="width: 13.11%;"><div style="width: 13.11%;"></div></div>	3	36	28
Total Votes Cast	511	100.00%	<div style="width: 100.00%;"><div style="width: 100.00%;"></div></div>	12	252	247
Overvotes	0			0	0	0
Undervotes	28			2	12	14

REP Proposition 11

Vote For 1

	TOTAL	VOTE %		Absentee	Early Voting	Election Day
YES	400	77.37%	<div style="width: 77.37%;"><div style="width: 77.37%;"></div></div>	10	200	190
NO	117	22.63%	<div style="width: 22.63%;"><div style="width: 22.63%;"></div></div>	2	56	59
Total Votes Cast	517	100.00%	<div style="width: 100.00%;"><div style="width: 100.00%;"></div></div>	12	256	249
Overvotes	0			0	0	0
Undervotes	22			2	8	12

REP Proposition 12

Vote For 1

	TOTAL	VOTE %		Absentee	Early Voting	Election Day
YES	501	95.25%	<div style="width: 95.25%;"><div style="width: 95.25%;"></div></div>	12	245	244
NO	25	4.75%	<div style="width: 4.75%;"><div style="width: 4.75%;"></div></div>	0	13	12
Total Votes Cast	526	100.00%	<div style="width: 100.00%;"><div style="width: 100.00%;"></div></div>	12	258	256
Overvotes	0			0	0	0
Undervotes	13			2	6	5

REP Proposition 13

Vote For 1

	TOTAL	VOTE %		Absentee	Early Voting	Election Day
YES	493	93.55%	<div style="width: 93.55%;"><div style="width: 93.55%;"></div></div>	11	239	243
NO	34	6.45%	<div style="width: 6.45%;"><div style="width: 6.45%;"></div></div>	1	19	14
Total Votes Cast	527	100.00%	<div style="width: 100.00%;"><div style="width: 100.00%;"></div></div>	12	258	257
Overvotes	0			0	0	0
Undervotes	12			2	6	4

Precinct 0025

DEM President

Vote For 1

	TOTAL	VOTE %	Absentee	Early Voting	Election Day
Gabriel A. Cornejo	3	5.08%	0	1	2
Joseph R. Biden Jr.	51	86.44%	8	16	27
Star Locke	1	1.69%	0	0	1
Dean Phillips	2	3.39%	0	0	2
Armando "Mando" Perez-Serrato	1	1.69%	0	0	1
Marianne Williamson	0	0.00%	0	0	0
Frankie Lozada	0	0.00%	0	0	0
Cenk Uygur	1	1.69%	0	0	1
Total Votes Cast	59	100.00%	8	17	34
Overvotes	0		0	0	0
Undervotes	1		0	1	0

DEM US Senator

Vote For 1

	TOTAL	VOTE %	Absentee	Early Voting	Election Day
Carl Oscar Sherman	2	3.39%	0	0	2
Meri Gomez	4	6.78%	0	1	3
Heli Rodriguez Prilliman	3	5.08%	0	2	1
Colin Allred	35	59.32%	8	12	15
Roland Gutierrez	5	8.47%	0	1	4
A. "Robert" Hassan	3	5.08%	0	0	3
Steven J. Keough	1	1.69%	0	1	0
Thierry Tchenko	0	0.00%	0	0	0
Mark Gonzalez	6	10.17%	0	1	5
Total Votes Cast	59	100.00%	8	18	33
Overvotes	0		0	0	0
Undervotes	1		0	0	1

DEM Railroad Commissioner

Vote For 1

	TOTAL	VOTE %	Absentee	Early Voting	Election Day
Katherine Culbert	39	69.64%	4	13	22
Bill Burch	17	30.36%	4	3	10
Total Votes Cast	56	100.00%	8	16	32
Overvotes	0		0	0	0
Undervotes	4		0	2	2

Precinct 0025

DEM Justice, Supreme Court, PI 2

Vote For 1

	TOTAL	VOTE %	Absentee	Early Voting	Election Day
DaSean Jones	33	67.35%	3	10	20
Randy Sarosdy	16	32.65%	5	5	6
Total Votes Cast	49	100.00%	8	15	26
Overvotes	0		0	0	0
Undervotes	11		0	3	8

DEM Justice, Supreme Court, PI 4

Vote For 1

	TOTAL	VOTE %	Absentee	Early Voting	Election Day
Christine Vinh Weems	48	100.00%	7	15	26
Total Votes Cast	48	100.00%	7	15	26
Overvotes	0		0	0	0
Undervotes	12		1	3	8

DEM Justice, Supreme Court, PI 6

Vote For 1

	TOTAL	VOTE %	Absentee	Early Voting	Election Day
Joe Pool	15	27.27%	2	5	8
Bonnie Lee Goldstein	40	72.73%	6	10	24
Total Votes Cast	55	100.00%	8	15	32
Overvotes	0		0	0	0
Undervotes	5		0	3	2

DEM Presiding Judge, Ct of Crim App

Vote For 1

	TOTAL	VOTE %	Absentee	Early Voting	Election Day
Holly Taylor	48	100.00%	8	15	25
Total Votes Cast	48	100.00%	8	15	25
Overvotes	0		0	0	0
Undervotes	12		0	3	9

DEM Judge, Ct of Crim App, PI 7

Vote For 1

	TOTAL	VOTE %	Absentee	Early Voting	Election Day
Nancy Mulder	48	100.00%	8	15	25
Total Votes Cast	48	100.00%	8	15	25
Overvotes	0		0	0	0
Undervotes	12		0	3	9

Precinct 0025

DEM Judge, Ct of Crim App, PI 8

Vote For 1

	TOTAL	VOTE %	Absentee	Early Voting	Election Day
Chika Anyiam	48	100.00%	8	14	26
Total Votes Cast	48	100.00%	8	14	26
Overvotes	0		0	0	0
Undervotes	12		0	4	8

DEM State Representative, Dist 6

Vote For 1

	TOTAL	VOTE %	Absentee	Early Voting	Election Day
Cody J Grace	48	100.00%	8	16	24
Total Votes Cast	48	100.00%	8	16	24
Overvotes	0		0	0	0
Undervotes	12		0	2	10

DEM County Chair

Vote For 1

	TOTAL	VOTE %	Absentee	Early Voting	Election Day
Hector Garza	48	100.00%	8	14	26
Total Votes Cast	48	100.00%	8	14	26
Overvotes	0		0	0	0
Undervotes	12		0	4	8

Precinct 0026

Statistics

	TOTAL	Absentee	Early Voting	Election Day
Registered Voters - Total	3,095			
Ballots Cast - Total	768	10	295	463
Ballots Cast - Republican Party	702	2	275	425
Ballots Cast - Democratic Party	66	8	20	38
Ballots Cast - Blank	0	0	0	0
Voter Turnout - Total	24.81%			
Voter Turnout - Republican Party	0.00%			
Voter Turnout - Democratic Party	0.00%			

REP President

Vote For 1

	TOTAL	VOTE %	Absentee	Early Voting	Election Day
Asa Hutchinson	1	0.14%	0	0	1
Donald J. Trump	620	88.83%	0	240	380
Ron DeSantis	8	1.15%	0	5	3
Vivek Ramaswamy	0	0.00%	0	0	0
David Stuckenberg	1	0.14%	0	0	1
Chris Christie	1	0.14%	0	0	1
Ryan L. Binkley	0	0.00%	0	0	0
Nikki Haley	61	8.74%	2	29	30
Uncommitted	6	0.86%	0	1	5
Total Votes Cast	698	100.00%	2	275	421
Overvotes	0		0	0	0
Undervotes	4		0	0	4

REP US Senator

Vote For 1

	TOTAL	VOTE %	Absentee	Early Voting	Election Day
R E (Rufus) Lopez	16	2.38%	2	4	10
Ted Cruz	639	95.23%	0	253	386
Holland "Redd" Gibson	16	2.38%	0	8	8
Total Votes Cast	671	100.00%	2	265	404
Overvotes	0		0	0	0
Undervotes	31		0	10	21

REP US Representative, Dist 1

Vote For 1

	TOTAL	VOTE %	Absentee	Early Voting	Election Day
Nathaniel Moran	552	100.00%	2	218	332
Total Votes Cast	552	100.00%	2	218	332
Overvotes	0		0	0	0
Undervotes	150		0	57	93

Precinct 0026

REP Railroad Commissioner

Vote For 1

	TOTAL	VOTE %	Absentee	Early Voting	Election Day
Corey Howell	61	10.78%	0	14	47
Petra Reyes	9	1.59%	0	3	6
Christie Clark	80	14.13%	0	31	49
James "Jim" Matlock	142	25.09%	0	49	93
Christi Craddick	274	48.41%	2	138	134
Total Votes Cast	566	100.00%	2	235	329
Overvotes	0		0	0	0
Undervotes	136		0	40	96

REP Justice, Supreme Court, PI 2

Vote For 1

	TOTAL	VOTE %	Absentee	Early Voting	Election Day
Jimmy Blacklock	525	100.00%	2	206	317
Total Votes Cast	525	100.00%	2	206	317
Overvotes	0		0	0	0
Undervotes	177		0	69	108

REP Justice, Supreme Court, PI 4

Vote For 1

	TOTAL	VOTE %	Absentee	Early Voting	Election Day
John Devine	283	52.60%	0	135	148
Brian Walker	255	47.40%	2	88	165
Total Votes Cast	538	100.00%	2	223	313
Overvotes	0		0	0	0
Undervotes	164		0	52	112

REP Justice, Supreme Court, PI 6

Vote For 1

	TOTAL	VOTE %	Absentee	Early Voting	Election Day
Jane Bland	486	100.00%	2	193	291
Total Votes Cast	486	100.00%	2	193	291
Overvotes	0		0	0	0
Undervotes	216		0	82	134

REP Presiding Judge, Ct of Crim App

Vote For 1

	TOTAL	VOTE %	Absentee	Early Voting	Election Day
David J. Schenck	379	68.54%	2	159	218
Sharon Keller	174	31.46%	0	66	108
Total Votes Cast	553	100.00%	2	225	326
Overvotes	0		0	0	0
Undervotes	149		0	50	99

Precinct 0026

REP Judge, Ct of Crim App, PI 7

Vote For 1

	TOTAL	VOTE %	Absentee	Early Voting	Election Day
Gina Parker	402	75.00%	2	170	230
Barbara Parker Hervey	134	25.00%	0	51	83
Total Votes Cast	536	100.00%	2	221	313
Overvotes	0		0	0	0
Undervotes	166		0	54	112

REP Judge, Ct of Crim App, PI 8

Vote For 1

	TOTAL	VOTE %	Absentee	Early Voting	Election Day
Lee Finley	310	59.85%	2	117	191
Michelle Slaughter	208	40.15%	0	96	112
Total Votes Cast	518	100.00%	2	213	303
Overvotes	0		0	0	0
Undervotes	184		0	62	122

REP State Representative, Dist 6

Vote For 1

	TOTAL	VOTE %	Absentee	Early Voting	Election Day
Daniel Alders	513	100.00%	2	201	310
Total Votes Cast	513	100.00%	2	201	310
Overvotes	0		0	0	0
Undervotes	189		0	74	115

REP Justice, 12th Ct of Appeals District, PI 3

Vote For 1

	TOTAL	VOTE %	Absentee	Early Voting	Election Day
Greg Neeley	501	100.00%	2	197	302
Total Votes Cast	501	100.00%	2	197	302
Overvotes	0		0	0	0
Undervotes	201		0	78	123

REP Dist Judge, 7th Judicial Dist

Vote For 1

	TOTAL	VOTE %	Absentee	Early Voting	Election Day
Kerry L. Russell	520	100.00%	2	205	313
Total Votes Cast	520	100.00%	2	205	313
Overvotes	0		0	0	0
Undervotes	182		0	70	112

Precinct 0026

REP Dist Judge, 114th Judicial Dist

Vote For 1

	TOTAL	VOTE %	Absentee	Early Voting	Election Day
Austin Reeve Jackson	509	100.00%	2	202	305
Total Votes Cast	509	100.00%	2	202	305
Overvotes	0		0	0	0
Undervotes	193		0	73	120

REP Dist Judge, 475th Judicial Dist

Vote For 1

	TOTAL	VOTE %	Absentee	Early Voting	Election Day
Taylor Heaton	503	100.00%	2	196	305
Total Votes Cast	503	100.00%	2	196	305
Overvotes	0		0	0	0
Undervotes	199		0	79	120

REP Judge, Co Court at Law No. 2, Unexp

Vote For 1

	TOTAL	VOTE %	Absentee	Early Voting	Election Day
Sara Maynard	336	56.19%	2	116	218
Amy McCullough	262	43.81%	0	128	134
Total Votes Cast	598	100.00%	2	244	352
Overvotes	0		0	0	0
Undervotes	104		0	31	73

REP Sheriff

Vote For 1

	TOTAL	VOTE %	Absentee	Early Voting	Election Day
Chris V Green	223	33.94%	0	78	145
Larry R. Smith	434	66.06%	2	186	246
Total Votes Cast	657	100.00%	2	264	391
Overvotes	0		0	0	0
Undervotes	45		0	11	34

REP County Tax Assessor-Collector

Vote For 1

	TOTAL	VOTE %	Absentee	Early Voting	Election Day
Gary B Barber	582	100.00%	2	227	353
Total Votes Cast	582	100.00%	2	227	353
Overvotes	0		0	0	0
Undervotes	120		0	48	72

Precinct 0026

REP Constable Pct 3

Vote For 1

	TOTAL	VOTE %	Absentee	Early Voting	Election Day
Jim Blackmon	523	100.00%	2	206	315
Total Votes Cast	523	100.00%	2	206	315
Overvotes	0		0	0	0
Undervotes	179		0	69	110

REP County Chair

Vote For 1

	TOTAL	VOTE %	Absentee	Early Voting	Election Day
David Stein	325	64.48%	2	134	189
Kevin McCall	179	35.52%	0	74	105
Total Votes Cast	504	100.00%	2	208	294
Overvotes	0		0	0	0
Undervotes	198		0	67	131

REP Proposition 1

Vote For 1

	TOTAL	VOTE %	Absentee	Early Voting	Election Day
YES	559	82.94%	0	219	340
NO	115	17.06%	2	49	64
Total Votes Cast	674	100.00%	2	268	404
Overvotes	0		0	0	0
Undervotes	28		0	7	21

REP Proposition 2

Vote For 1

	TOTAL	VOTE %	Absentee	Early Voting	Election Day
YES	673	97.54%	2	264	407
NO	17	2.46%	0	7	10
Total Votes Cast	690	100.00%	2	271	417
Overvotes	0		0	0	0
Undervotes	12		0	4	8

REP Proposition 3

Vote For 1

	TOTAL	VOTE %	Absentee	Early Voting	Election Day
YES	656	95.35%	0	263	393
NO	32	4.65%	2	8	22
Total Votes Cast	688	100.00%	2	271	415
Overvotes	0		0	0	0
Undervotes	14		0	4	10

Precinct 0026

REP Proposition 4

Vote For 1

	TOTAL	VOTE %	Absentee	Early Voting	Election Day
YES	635	92.70%	0	260	375
NO	50	7.30%	2	10	38
Total Votes Cast	685	100.00%	2	270	413
Overvotes	0		0	0	0
Undervotes	17		0	5	12

REP Proposition 5

Vote For 1

	TOTAL	VOTE %	Absentee	Early Voting	Election Day
YES	627	91.00%	0	251	376
NO	62	9.00%	2	20	40
Total Votes Cast	689	100.00%	2	271	416
Overvotes	0		0	0	0
Undervotes	13		0	4	9

REP Proposition 6

Vote For 1

	TOTAL	VOTE %	Absentee	Early Voting	Election Day
YES	607	89.13%	2	247	358
NO	74	10.87%	0	22	52
Total Votes Cast	681	100.00%	2	269	410
Overvotes	0		0	0	0
Undervotes	21		0	6	15

REP Proposition 7

Vote For 1

	TOTAL	VOTE %	Absentee	Early Voting	Election Day
YES	527	80.83%	0	219	308
NO	125	19.17%	2	46	77
Total Votes Cast	652	100.00%	2	265	385
Overvotes	0		0	0	0
Undervotes	50		0	10	40

REP Proposition 8

Vote For 1

	TOTAL	VOTE %	Absentee	Early Voting	Election Day
YES	662	96.50%	2	261	399
NO	24	3.50%	0	8	16
Total Votes Cast	686	100.00%	2	269	415
Overvotes	0		0	0	0
Undervotes	16		0	6	10

Precinct 0026

REP Proposition 9

Vote For 1

	TOTAL	VOTE %	Absentee	Early Voting	Election Day
YES	532	79.64%	0	230	302
NO	136	20.36%	2	36	98
Total Votes Cast	668	100.00%	2	266	400
Overvotes	0		0	0	0
Undervotes	34		0	9	25

REP Proposition 10

Vote For 1

	TOTAL	VOTE %	Absentee	Early Voting	Election Day
YES	651	95.74%	0	254	397
NO	29	4.26%	2	15	12
Total Votes Cast	680	100.00%	2	269	409
Overvotes	0		0	0	0
Undervotes	22		0	6	16

REP Proposition 11

Vote For 1

	TOTAL	VOTE %	Absentee	Early Voting	Election Day
YES	537	78.51%	2	217	318
NO	147	21.49%	0	51	96
Total Votes Cast	684	100.00%	2	268	414
Overvotes	0		0	0	0
Undervotes	18		0	7	11

REP Proposition 12

Vote For 1

	TOTAL	VOTE %	Absentee	Early Voting	Election Day
YES	681	98.98%	2	269	410
NO	7	1.02%	0	1	6
Total Votes Cast	688	100.00%	2	270	416
Overvotes	0		0	0	0
Undervotes	14		0	5	9

REP Proposition 13

Vote For 1

	TOTAL	VOTE %	Absentee	Early Voting	Election Day
YES	672	97.67%	0	266	406
NO	16	2.33%	2	5	9
Total Votes Cast	688	100.00%	2	271	415
Overvotes	0		0	0	0
Undervotes	14		0	4	10

Precinct 0026

DEM President

Vote For 1

	TOTAL	VOTE %	Absentee	Early Voting	Election Day
Gabriel A. Cornejo	2	3.12%	0	0	2
Joseph R. Biden Jr.	57	89.06%	7	19	31
Star Locke	0	0.00%	0	0	0
Dean Phillips	3	4.69%	1	1	1
Armando "Mando" Perez-Serrato	0	0.00%	0	0	0
Marianne Williamson	2	3.12%	0	0	2
Frankie Lozada	0	0.00%	0	0	0
Cenk Uygur	0	0.00%	0	0	0
Total Votes Cast	64	100.00%	8	20	36
Overvotes	0		0	0	0
Undervotes	2		0	0	2

DEM US Senator

Vote For 1

	TOTAL	VOTE %	Absentee	Early Voting	Election Day
Carl Oscar Sherman	8	12.70%	1	2	5
Meri Gomez	5	7.94%	0	0	5
Heli Rodriguez Prilliman	1	1.59%	0	0	1
Colin Allred	28	44.44%	4	9	15
Roland Gutierrez	7	11.11%	1	2	4
A. "Robert" Hassan	1	1.59%	0	0	1
Steven J. Keough	5	7.94%	2	3	0
Thierry Tchenko	4	6.35%	0	2	2
Mark Gonzalez	4	6.35%	0	2	2
Total Votes Cast	63	100.00%	8	20	35
Overvotes	0		0	0	0
Undervotes	3		0	0	3

DEM Railroad Commissioner

Vote For 1

	TOTAL	VOTE %	Absentee	Early Voting	Election Day
Katherine Culbert	44	69.84%	7	13	24
Bill Burch	19	30.16%	1	7	11
Total Votes Cast	63	100.00%	8	20	35
Overvotes	0		0	0	0
Undervotes	3		0	0	3

Precinct 0026

DEM Justice, Supreme Court, PI 2

Vote For 1

	TOTAL	VOTE %	Absentee	Early Voting	Election Day
DaSean Jones	40	67.80%	3	16	21
Randy Sarosdy	19	32.20%	5	3	11
Total Votes Cast	59	100.00%	8	19	32
Overvotes	0		0	0	0
Undervotes	7		0	1	6

DEM Justice, Supreme Court, PI 4

Vote For 1

	TOTAL	VOTE %	Absentee	Early Voting	Election Day
Christine Vinh Weems	58	100.00%	8	18	32
Total Votes Cast	58	100.00%	8	18	32
Overvotes	0		0	0	0
Undervotes	8		0	2	6

DEM Justice, Supreme Court, PI 6

Vote For 1

	TOTAL	VOTE %	Absentee	Early Voting	Election Day
Joe Pool	17	28.33%	2	5	10
Bonnie Lee Goldstein	43	71.67%	6	14	23
Total Votes Cast	60	100.00%	8	19	33
Overvotes	0		0	0	0
Undervotes	6		0	1	5

DEM Presiding Judge, Ct of Crim App

Vote For 1

	TOTAL	VOTE %	Absentee	Early Voting	Election Day
Holly Taylor	57	100.00%	8	18	31
Total Votes Cast	57	100.00%	8	18	31
Overvotes	0		0	0	0
Undervotes	9		0	2	7

DEM Judge, Ct of Crim App, PI 7

Vote For 1

	TOTAL	VOTE %	Absentee	Early Voting	Election Day
Nancy Mulder	56	100.00%	8	18	30
Total Votes Cast	56	100.00%	8	18	30
Overvotes	0		0	0	0
Undervotes	10		0	2	8

Precinct 0026

DEM Judge, Ct of Crim App, PI 8

Vote For 1

	TOTAL	VOTE %	Absentee	Early Voting	Election Day
Chika Anyiam	55	100.00%	8	18	29
Total Votes Cast	55	100.00%	8	18	29
Overvotes	0		0	0	0
Undervotes	11		0	2	9

DEM State Representative, Dist 6

Vote For 1

	TOTAL	VOTE %	Absentee	Early Voting	Election Day
Cody J Grace	57	100.00%	8	18	31
Total Votes Cast	57	100.00%	8	18	31
Overvotes	0		0	0	0
Undervotes	9		0	2	7

DEM County Chair

Vote For 1

	TOTAL	VOTE %	Absentee	Early Voting	Election Day
Hector Garza	59	100.00%	8	19	32
Total Votes Cast	59	100.00%	8	19	32
Overvotes	0		0	0	0
Undervotes	7		0	1	6

Precinct 0027

Statistics

	TOTAL	Absentee	Early Voting	Election Day
Registered Voters - Total	1,951			
Ballots Cast - Total	354	7	163	184
Ballots Cast - Republican Party	286	4	134	148
Ballots Cast - Democratic Party	68	3	29	36
Ballots Cast - Blank	0	0	0	0
Voter Turnout - Total	18.14%			
Voter Turnout - Republican Party	0.00%			
Voter Turnout - Democratic Party	0.00%			

REP President

Vote For 1

	TOTAL	VOTE %	Absentee	Early Voting	Election Day
Asa Hutchinson	0	0.00%	0	0	0
Donald J. Trump	216	76.06%	4	97	115
Ron DeSantis	2	0.70%	0	1	1
Vivek Ramaswamy	1	0.35%	0	0	1
David Stuckenberg	1	0.35%	0	0	1
Chris Christie	0	0.00%	0	0	0
Ryan L. Binkley	1	0.35%	0	0	1
Nikki Haley	57	20.07%	0	33	24
Uncommitted	6	2.11%	0	3	3
Total Votes Cast	284	100.00%	4	134	146
Overvotes	0		0	0	0
Undervotes	2		0	0	2

REP US Senator

Vote For 1

	TOTAL	VOTE %	Absentee	Early Voting	Election Day
R E (Rufus) Lopez	27	9.85%	0	10	17
Ted Cruz	237	86.50%	4	113	120
Holland "Redd" Gibson	10	3.65%	0	5	5
Total Votes Cast	274	100.00%	4	128	142
Overvotes	0		0	0	0
Undervotes	12		0	6	6

REP US Representative, Dist 1

Vote For 1

	TOTAL	VOTE %	Absentee	Early Voting	Election Day
Nathaniel Moran	228	100.00%	3	112	113
Total Votes Cast	228	100.00%	3	112	113
Overvotes	0		0	0	0
Undervotes	58		1	22	35

Precinct 0027

REP Railroad Commissioner

Vote For 1

	TOTAL	VOTE %	Absentee	Early Voting	Election Day
Corey Howell	25	10.78%	0	11	14
Petra Reyes	6	2.59%	0	3	3
Christie Clark	40	17.24%	1	20	19
James "Jim" Matlock	48	20.69%	0	14	34
Christi Craddick	113	48.71%	2	60	51
Total Votes Cast	232	100.00%	3	108	121
Overvotes	0		0	0	0
Undervotes	54		1	26	27

REP Justice, Supreme Court, PI 2

Vote For 1

	TOTAL	VOTE %	Absentee	Early Voting	Election Day
Jimmy Blacklock	209	100.00%	2	103	104
Total Votes Cast	209	100.00%	2	103	104
Overvotes	0		0	0	0
Undervotes	77		2	31	44

REP Justice, Supreme Court, PI 4

Vote For 1

	TOTAL	VOTE %	Absentee	Early Voting	Election Day
John Devine	111	51.63%	2	54	55
Brian Walker	104	48.37%	1	47	56
Total Votes Cast	215	100.00%	3	101	111
Overvotes	0		0	0	0
Undervotes	71		1	33	37

REP Justice, Supreme Court, PI 6

Vote For 1

	TOTAL	VOTE %	Absentee	Early Voting	Election Day
Jane Bland	192	100.00%	2	86	104
Total Votes Cast	192	100.00%	2	86	104
Overvotes	0		0	0	0
Undervotes	94		2	48	44

REP Presiding Judge, Ct of Crim App

Vote For 1

	TOTAL	VOTE %	Absentee	Early Voting	Election Day
David J. Schenck	141	63.23%	2	66	73
Sharon Keller	82	36.77%	1	37	44
Total Votes Cast	223	100.00%	3	103	117
Overvotes	0		0	0	0
Undervotes	63		1	31	31

Precinct 0027

REP Judge, Ct of Crim App, PI 7

Vote For 1

	TOTAL	VOTE %	Absentee	Early Voting	Election Day
Gina Parker	147	70.67%	3	68	76
Barbara Parker Hervey	61	29.33%	0	28	33
Total Votes Cast	208	100.00%	3	96	109
Overvotes	0		0	0	0
Undervotes	78		1	38	39

REP Judge, Ct of Crim App, PI 8

Vote For 1

	TOTAL	VOTE %	Absentee	Early Voting	Election Day
Lee Finley	95	47.26%	0	38	57
Michelle Slaughter	106	52.74%	1	54	51
Total Votes Cast	201	100.00%	1	92	108
Overvotes	0		0	0	0
Undervotes	85		3	42	40

REP State Representative, Dist 6

Vote For 1

	TOTAL	VOTE %	Absentee	Early Voting	Election Day
Daniel Alders	195	100.00%	2	92	101
Total Votes Cast	195	100.00%	2	92	101
Overvotes	0		0	0	0
Undervotes	91		2	42	47

REP Justice, 12th Ct of Appeals District, PI 3

Vote For 1

	TOTAL	VOTE %	Absentee	Early Voting	Election Day
Greg Neeley	197	100.00%	2	91	104
Total Votes Cast	197	100.00%	2	91	104
Overvotes	0		0	0	0
Undervotes	89		2	43	44

REP Dist Judge, 7th Judicial Dist

Vote For 1

	TOTAL	VOTE %	Absentee	Early Voting	Election Day
Kerry L. Russell	214	100.00%	4	102	108
Total Votes Cast	214	100.00%	4	102	108
Overvotes	0		0	0	0
Undervotes	72		0	32	40

Precinct 0027

REP Dist Judge, 114th Judicial Dist

Vote For 1

	TOTAL	VOTE %	Absentee	Early Voting	Election Day
Austin Reeve Jackson	214	100.00%	2	101	111
Total Votes Cast	214	100.00%	2	101	111
Overvotes	0		0	0	0
Undervotes	72		2	33	37

REP Dist Judge, 475th Judicial Dist

Vote For 1

	TOTAL	VOTE %	Absentee	Early Voting	Election Day
Taylor Heaton	212	100.00%	2	100	110
Total Votes Cast	212	100.00%	2	100	110
Overvotes	0		0	0	0
Undervotes	74		2	34	38

REP Judge, Co Court at Law No. 2, Unexp

Vote For 1

	TOTAL	VOTE %	Absentee	Early Voting	Election Day
Sara Maynard	128	50.39%	4	60	64
Amy McCullough	126	49.61%	0	60	66
Total Votes Cast	254	100.00%	4	120	130
Overvotes	0		0	0	0
Undervotes	32		0	14	18

REP Sheriff

Vote For 1

	TOTAL	VOTE %	Absentee	Early Voting	Election Day
Chris V Green	75	27.57%	0	26	49
Larry R. Smith	197	72.43%	4	105	88
Total Votes Cast	272	100.00%	4	131	137
Overvotes	0		0	0	0
Undervotes	14		0	3	11

REP County Tax Assessor-Collector

Vote For 1

	TOTAL	VOTE %	Absentee	Early Voting	Election Day
Gary B Barber	230	100.00%	4	111	115
Total Votes Cast	230	100.00%	4	111	115
Overvotes	0		0	0	0
Undervotes	56		0	23	33

Precinct 0027

REP County Commissioner Pct 3

Vote For 1

	TOTAL	VOTE %	Absentee	Early Voting	Election Day
Rusty Smith	65	27.54%	0	28	37
J. Scott Herod	90	38.14%	0	49	41
Terry Phillips	81	34.32%	4	39	38
Total Votes Cast	236	100.00%	4	116	116
Overvotes	0		0	0	0
Undervotes	50		0	18	32

REP Constable Pct 3

Vote For 1

	TOTAL	VOTE %	Absentee	Early Voting	Election Day
Jim Blackmon	209	100.00%	2	99	108
Total Votes Cast	209	100.00%	2	99	108
Overvotes	0		0	0	0
Undervotes	77		2	35	40

REP County Chair

Vote For 1

	TOTAL	VOTE %	Absentee	Early Voting	Election Day
David Stein	150	69.44%	2	78	70
Kevin McCall	66	30.56%	1	23	42
Total Votes Cast	216	100.00%	3	101	112
Overvotes	0		0	0	0
Undervotes	70		1	33	36

REP Proposition 1

Vote For 1

	TOTAL	VOTE %	Absentee	Early Voting	Election Day
YES	203	73.55%	3	95	105
NO	73	26.45%	1	33	39
Total Votes Cast	276	100.00%	4	128	144
Overvotes	0		0	0	0
Undervotes	10		0	6	4

REP Proposition 2

Vote For 1

	TOTAL	VOTE %	Absentee	Early Voting	Election Day
YES	254	91.37%	3	123	128
NO	24	8.63%	1	7	16
Total Votes Cast	278	100.00%	4	130	144
Overvotes	0		0	0	0
Undervotes	8		0	4	4

Precinct 0027

REP Proposition 3

Vote For 1

	TOTAL	VOTE %	Absentee	Early Voting	Election Day
YES	229	84.19%	4	108	117
NO	43	15.81%	0	19	24
Total Votes Cast	272	100.00%	4	127	141
Overvotes	0		0	0	0
Undervotes	14		0	7	7

REP Proposition 4

Vote For 1

	TOTAL	VOTE %	Absentee	Early Voting	Election Day
YES	233	84.12%	4	110	119
NO	44	15.88%	0	20	24
Total Votes Cast	277	100.00%	4	130	143
Overvotes	0		0	0	0
Undervotes	9		0	4	5

REP Proposition 5

Vote For 1

	TOTAL	VOTE %	Absentee	Early Voting	Election Day
YES	225	81.52%	4	107	114
NO	51	18.48%	0	22	29
Total Votes Cast	276	100.00%	4	129	143
Overvotes	0		0	0	0
Undervotes	10		0	5	5

REP Proposition 6

Vote For 1

	TOTAL	VOTE %	Absentee	Early Voting	Election Day
YES	227	84.39%	3	106	118
NO	42	15.61%	0	21	21
Total Votes Cast	269	100.00%	3	127	139
Overvotes	0		0	0	0
Undervotes	17		1	7	9

REP Proposition 7

Vote For 1

	TOTAL	VOTE %	Absentee	Early Voting	Election Day
YES	188	74.02%	3	90	95
NO	66	25.98%	0	29	37
Total Votes Cast	254	100.00%	3	119	132
Overvotes	0		0	0	0
Undervotes	32		1	15	16

Precinct 0027

REP Proposition 8

Vote For 1

	TOTAL	VOTE %	Absentee	Early Voting	Election Day
YES	259	93.50%	4	119	136
NO	18	6.50%	0	9	9
Total Votes Cast	277	100.00%	4	128	145
Overvotes	0		0	0	0
Undervotes	9		0	6	3

REP Proposition 9

Vote For 1

	TOTAL	VOTE %	Absentee	Early Voting	Election Day
YES	188	69.89%	3	94	91
NO	81	30.11%	1	32	48
Total Votes Cast	269	100.00%	4	126	139
Overvotes	0		0	0	0
Undervotes	17		0	8	9

REP Proposition 10

Vote For 1

	TOTAL	VOTE %	Absentee	Early Voting	Election Day
YES	246	89.78%	4	118	124
NO	28	10.22%	0	10	18
Total Votes Cast	274	100.00%	4	128	142
Overvotes	0		0	0	0
Undervotes	12		0	6	6

REP Proposition 11

Vote For 1

	TOTAL	VOTE %	Absentee	Early Voting	Election Day
YES	224	81.45%	4	104	116
NO	51	18.55%	0	25	26
Total Votes Cast	275	100.00%	4	129	142
Overvotes	0		0	0	0
Undervotes	11		0	5	6

REP Proposition 12

Vote For 1

	TOTAL	VOTE %	Absentee	Early Voting	Election Day
YES	267	95.70%	3	128	136
NO	12	4.30%	0	3	9
Total Votes Cast	279	100.00%	3	131	145
Overvotes	0		0	0	0
Undervotes	7		1	3	3

Precinct 0027

REP Proposition 13

Vote For 1

	TOTAL	VOTE %	Absentee	Early Voting	Election Day
YES	259	92.83%	4	125	130
NO	20	7.17%	0	6	14
Total Votes Cast	279	100.00%	4	131	144
Overvotes	0		0	0	0
Undervotes	7		0	3	4

DEM President

Vote For 1

	TOTAL	VOTE %	Absentee	Early Voting	Election Day
Gabriel A. Cornejo	3	4.55%	0	0	3
Joseph R. Biden Jr.	52	78.79%	2	25	25
Star Locke	0	0.00%	0	0	0
Dean Phillips	4	6.06%	1	1	2
Armando "Mando" Perez-Serrato	1	1.52%	0	0	1
Marianne Williamson	4	6.06%	0	3	1
Frankie Lozada	1	1.52%	0	0	1
Cenk Uygur	1	1.52%	0	0	1
Total Votes Cast	66	100.00%	3	29	34
Overvotes	0		0	0	0
Undervotes	2		0	0	2

DEM US Senator

Vote For 1

	TOTAL	VOTE %	Absentee	Early Voting	Election Day
Carl Oscar Sherman	8	12.31%	0	1	7
Meri Gomez	5	7.69%	0	2	3
Heli Rodriguez Prilliman	1	1.54%	0	0	1
Colin Allred	26	40.00%	2	13	11
Roland Gutierrez	10	15.38%	1	6	3
A. "Robert" Hassan	1	1.54%	0	0	1
Steven J. Keough	3	4.62%	0	0	3
Thierry Tchenko	0	0.00%	0	0	0
Mark Gonzalez	11	16.92%	0	6	5
Total Votes Cast	65	100.00%	3	28	34
Overvotes	0		0	0	0
Undervotes	3		0	1	2

Precinct 0027

DEM Railroad Commissioner

Vote For 1

	TOTAL	VOTE %	Absentee	Early Voting	Election Day
Katherine Culbert	44	75.86%	3	17	24
Bill Burch	14	24.14%	0	8	6
Total Votes Cast	58	100.00%	3	25	30
Overvotes	0		0	0	0
Undervotes	10		0	4	6

DEM Justice, Supreme Court, PI 2

Vote For 1

	TOTAL	VOTE %	Absentee	Early Voting	Election Day
DaSean Jones	40	68.97%	1	17	22
Randy Sarosdy	18	31.03%	2	10	6
Total Votes Cast	58	100.00%	3	27	28
Overvotes	0		0	0	0
Undervotes	10		0	2	8

DEM Justice, Supreme Court, PI 4

Vote For 1

	TOTAL	VOTE %	Absentee	Early Voting	Election Day
Christine Vinh Weems	54	100.00%	3	23	28
Total Votes Cast	54	100.00%	3	23	28
Overvotes	0		0	0	0
Undervotes	14		0	6	8

DEM Justice, Supreme Court, PI 6

Vote For 1

	TOTAL	VOTE %	Absentee	Early Voting	Election Day
Joe Pool	19	32.20%	0	7	12
Bonnie Lee Goldstein	40	67.80%	2	20	18
Total Votes Cast	59	100.00%	2	27	30
Overvotes	0		0	0	0
Undervotes	9		1	2	6

DEM Presiding Judge, Ct of Crim App

Vote For 1

	TOTAL	VOTE %	Absentee	Early Voting	Election Day
Holly Taylor	55	100.00%	3	23	29
Total Votes Cast	55	100.00%	3	23	29
Overvotes	0		0	0	0
Undervotes	13		0	6	7

Precinct 0027

DEM Judge, Ct of Crim App, PI 7

Vote For 1

	TOTAL	VOTE %	Absentee	Early Voting	Election Day
Nancy Mulder	54	100.00%	3	22	29
Total Votes Cast	54	100.00%	3	22	29
Overvotes	0		0	0	0
Undervotes	14		0	7	7

DEM Judge, Ct of Crim App, PI 8

Vote For 1

	TOTAL	VOTE %	Absentee	Early Voting	Election Day
Chika Anyiam	54	100.00%	3	22	29
Total Votes Cast	54	100.00%	3	22	29
Overvotes	0		0	0	0
Undervotes	14		0	7	7

DEM State Representative, Dist 6

Vote For 1

	TOTAL	VOTE %	Absentee	Early Voting	Election Day
Cody J Grace	61	100.00%	3	27	31
Total Votes Cast	61	100.00%	3	27	31
Overvotes	0		0	0	0
Undervotes	7		0	2	5

DEM County Commissioner Pct 3

Vote For 1

	TOTAL	VOTE %	Absentee	Early Voting	Election Day
Dave Hansen	17	27.87%	0	9	8
Edith Mayfield Wilson	44	72.13%	2	19	23
Total Votes Cast	61	100.00%	2	28	31
Overvotes	0		0	0	0
Undervotes	7		1	1	5

DEM County Chair

Vote For 1

	TOTAL	VOTE %	Absentee	Early Voting	Election Day
Hector Garza	58	100.00%	3	23	32
Total Votes Cast	58	100.00%	3	23	32
Overvotes	0		0	0	0
Undervotes	10		0	6	4

Precinct 0028

Statistics

	TOTAL	Absentee	Early Voting	Election Day
Registered Voters - Total	4,199			
Ballots Cast - Total	940	8	531	401
Ballots Cast - Republican Party	845	0	488	357
Ballots Cast - Democratic Party	95	8	43	44
Ballots Cast - Blank	0	0	0	0
Voter Turnout - Total	22.39%			
Voter Turnout - Republican Party	0.00%			
Voter Turnout - Democratic Party	0.00%			

REP President

Vote For 1

	TOTAL	VOTE %	Absentee	Early Voting	Election Day
Asa Hutchinson	1	0.12%	0	1	0
Donald J. Trump	733	86.85%	0	415	318
Ron DeSantis	3	0.36%	0	0	3
Vivek Ramaswamy	2	0.24%	0	1	1
David Stuckenberg	0	0.00%	0	0	0
Chris Christie	2	0.24%	0	2	0
Ryan L. Binkley	0	0.00%	0	0	0
Nikki Haley	83	9.83%	0	53	30
Uncommitted	20	2.37%	0	15	5
Total Votes Cast	844	100.00%	0	487	357
Overvotes	0		0	0	0
Undervotes	1		0	1	0

REP US Senator

Vote For 1

	TOTAL	VOTE %	Absentee	Early Voting	Election Day
R E (Rufus) Lopez	22	2.70%	0	14	8
Ted Cruz	782	96.07%	0	452	330
Holland "Redd" Gibson	10	1.23%	0	6	4
Total Votes Cast	814	100.00%	0	472	342
Overvotes	0		0	0	0
Undervotes	31		0	16	15

REP US Representative, Dist 1

Vote For 1

	TOTAL	VOTE %	Absentee	Early Voting	Election Day
Nathaniel Moran	703	100.00%	0	407	296
Total Votes Cast	703	100.00%	0	407	296
Overvotes	0		0	0	0
Undervotes	142		0	81	61

Precinct 0028

REP Railroad Commissioner

Vote For 1

	TOTAL	VOTE %	Absentee	Early Voting	Election Day
Corey Howell	68	10.24%	0	26	42
Petra Reyes	11	1.66%	0	6	5
Christie Clark	108	16.27%	0	61	47
James "Jim" Matlock	147	22.14%	0	67	80
Christi Craddick	330	49.70%	0	240	90
Total Votes Cast	664	100.00%	0	400	264
Overvotes	0		0	0	0
Undervotes	181		0	88	93

REP Justice, Supreme Court, PI 2

Vote For 1

	TOTAL	VOTE %	Absentee	Early Voting	Election Day
Jimmy Blacklock	609	100.00%	0	360	249
Total Votes Cast	609	100.00%	0	360	249
Overvotes	0		0	0	0
Undervotes	236		0	128	108

REP Justice, Supreme Court, PI 4

Vote For 1

	TOTAL	VOTE %	Absentee	Early Voting	Election Day
John Devine	338	54.52%	0	222	116
Brian Walker	282	45.48%	0	152	130
Total Votes Cast	620	100.00%	0	374	246
Overvotes	0		0	0	0
Undervotes	225		0	114	111

REP Justice, Supreme Court, PI 6

Vote For 1

	TOTAL	VOTE %	Absentee	Early Voting	Election Day
Jane Bland	551	100.00%	0	328	223
Total Votes Cast	551	100.00%	0	328	223
Overvotes	0		0	0	0
Undervotes	294		0	160	134

REP Presiding Judge, Ct of Crim App

Vote For 1

	TOTAL	VOTE %	Absentee	Early Voting	Election Day
David J. Schenck	463	72.34%	0	279	184
Sharon Keller	177	27.66%	0	107	70
Total Votes Cast	640	100.00%	0	386	254
Overvotes	0		0	0	0
Undervotes	205		0	102	103

Precinct 0028

REP Judge, Ct of Crim App, PI 7

Vote For 1

	TOTAL	VOTE %	Absentee	Early Voting	Election Day
Gina Parker	464	74.60%	0	279	185
Barbara Parker Hervey	158	25.40%	0	92	66
Total Votes Cast	622	100.00%	0	371	251
Overvotes	0		0	0	0
Undervotes	223		0	117	106

REP Judge, Ct of Crim App, PI 8

Vote For 1

	TOTAL	VOTE %	Absentee	Early Voting	Election Day
Lee Finley	338	58.48%	0	188	150
Michelle Slaughter	240	41.52%	0	147	93
Total Votes Cast	578	100.00%	0	335	243
Overvotes	0		0	0	0
Undervotes	267		0	153	114

REP State Representative, Dist 6

Vote For 1

	TOTAL	VOTE %	Absentee	Early Voting	Election Day
Daniel Alders	593	100.00%	0	356	237
Total Votes Cast	593	100.00%	0	356	237
Overvotes	0		0	0	0
Undervotes	252		0	132	120

REP Justice, 12th Ct of Appeals District, PI 3

Vote For 1

	TOTAL	VOTE %	Absentee	Early Voting	Election Day
Greg Neeley	585	100.00%	0	346	239
Total Votes Cast	585	100.00%	0	346	239
Overvotes	0		0	0	0
Undervotes	260		0	142	118

REP Dist Judge, 7th Judicial Dist

Vote For 1

	TOTAL	VOTE %	Absentee	Early Voting	Election Day
Kerry L. Russell	610	100.00%	0	367	243
Total Votes Cast	610	100.00%	0	367	243
Overvotes	0		0	0	0
Undervotes	235		0	121	114

Precinct 0028

REP Dist Judge, 114th Judicial Dist

Vote For 1

	TOTAL	VOTE %	Absentee	Early Voting	Election Day
Austin Reeve Jackson	611	100.00%	0	370	241
Total Votes Cast	611	100.00%	0	370	241
Overvotes	0		0	0	0
Undervotes	234		0	118	116

REP Dist Judge, 475th Judicial Dist

Vote For 1

	TOTAL	VOTE %	Absentee	Early Voting	Election Day
Taylor Heaton	596	100.00%	0	362	234
Total Votes Cast	596	100.00%	0	362	234
Overvotes	0		0	0	0
Undervotes	249		0	126	123

REP Judge, Co Court at Law No. 2, Unexp

Vote For 1

	TOTAL	VOTE %	Absentee	Early Voting	Election Day
Sara Maynard	379	52.86%	0	237	142
Amy McCullough	338	47.14%	0	194	144
Total Votes Cast	717	100.00%	0	431	286
Overvotes	0		0	0	0
Undervotes	128		0	57	71

REP Sheriff

Vote For 1

	TOTAL	VOTE %	Absentee	Early Voting	Election Day
Chris V Green	304	37.39%	0	152	152
Larry R. Smith	509	62.61%	0	324	185
Total Votes Cast	813	100.00%	0	476	337
Overvotes	0		0	0	0
Undervotes	32		0	12	20

REP County Tax Assessor-Collector

Vote For 1

	TOTAL	VOTE %	Absentee	Early Voting	Election Day
Gary B Barber	659	100.00%	0	397	262
Total Votes Cast	659	100.00%	0	397	262
Overvotes	0		0	0	0
Undervotes	186		0	91	95

Precinct 0028

REP Constable Pct 3

Vote For 1

	TOTAL	VOTE %	Absentee	Early Voting	Election Day
Jim Blackmon	610	100.00%	0	365	245
Total Votes Cast	610	100.00%	0	365	245
Overvotes	0		0	0	0
Undervotes	235		0	123	112

REP County Chair

Vote For 1

	TOTAL	VOTE %	Absentee	Early Voting	Election Day
David Stein	428	70.16%	0	268	160
Kevin McCall	182	29.84%	0	99	83
Total Votes Cast	610	100.00%	0	367	243
Overvotes	0		0	0	0
Undervotes	235		0	121	114

REP Proposition 1

Vote For 1

	TOTAL	VOTE %	Absentee	Early Voting	Election Day
YES	680	83.85%	0	403	277
NO	131	16.15%	0	71	60
Total Votes Cast	811	100.00%	0	474	337
Overvotes	0		0	0	0
Undervotes	34		0	14	20

REP Proposition 2

Vote For 1

	TOTAL	VOTE %	Absentee	Early Voting	Election Day
YES	809	96.54%	0	469	340
NO	29	3.46%	0	18	11
Total Votes Cast	838	100.00%	0	487	351
Overvotes	0		0	0	0
Undervotes	7		0	1	6

REP Proposition 3

Vote For 1

	TOTAL	VOTE %	Absentee	Early Voting	Election Day
YES	781	93.87%	0	457	324
NO	51	6.13%	0	28	23
Total Votes Cast	832	100.00%	0	485	347
Overvotes	0		0	0	0
Undervotes	13		0	3	10

Precinct 0028

REP Proposition 4

Vote For 1

	TOTAL	VOTE %	Absentee	Early Voting	Election Day
YES	753	91.27%	0	444	309
NO	72	8.73%	0	38	34
Total Votes Cast	825	100.00%	0	482	343
Overvotes	0		0	0	0
Undervotes	20		0	6	14

REP Proposition 5

Vote For 1

	TOTAL	VOTE %	Absentee	Early Voting	Election Day
YES	729	88.47%	0	425	304
NO	95	11.53%	0	57	38
Total Votes Cast	824	100.00%	0	482	342
Overvotes	0		0	0	0
Undervotes	21		0	6	15

REP Proposition 6

Vote For 1

	TOTAL	VOTE %	Absentee	Early Voting	Election Day
YES	736	89.98%	0	431	305
NO	82	10.02%	0	47	35
Total Votes Cast	818	100.00%	0	478	340
Overvotes	0		0	0	0
Undervotes	27		0	10	17

REP Proposition 7

Vote For 1

	TOTAL	VOTE %	Absentee	Early Voting	Election Day
YES	645	83.12%	0	373	272
NO	131	16.88%	0	85	46
Total Votes Cast	776	100.00%	0	458	318
Overvotes	0		0	0	0
Undervotes	69		0	30	39

REP Proposition 8

Vote For 1

	TOTAL	VOTE %	Absentee	Early Voting	Election Day
YES	804	96.40%	0	468	336
NO	30	3.60%	0	18	12
Total Votes Cast	834	100.00%	0	486	348
Overvotes	0		0	0	0
Undervotes	11		0	2	9

Precinct 0028

REP Proposition 9

Vote For 1

	TOTAL	VOTE %	Absentee	Early Voting	Election Day
YES	655	80.57%	0	394	261
NO	158	19.43%	0	83	75
Total Votes Cast	813	100.00%	0	477	336
Overvotes	0		0	0	0
Undervotes	32		0	11	21

REP Proposition 10

Vote For 1

	TOTAL	VOTE %	Absentee	Early Voting	Election Day
YES	782	95.83%	0	456	326
NO	34	4.17%	0	22	12
Total Votes Cast	816	100.00%	0	478	338
Overvotes	0		0	0	0
Undervotes	29		0	10	19

REP Proposition 11

Vote For 1

	TOTAL	VOTE %	Absentee	Early Voting	Election Day
YES	680	81.83%	0	389	291
NO	151	18.17%	0	96	55
Total Votes Cast	831	100.00%	0	485	346
Overvotes	0		0	0	0
Undervotes	14		0	3	11

REP Proposition 12

Vote For 1

	TOTAL	VOTE %	Absentee	Early Voting	Election Day
YES	823	98.92%	0	478	345
NO	9	1.08%	0	7	2
Total Votes Cast	832	100.00%	0	485	347
Overvotes	0		0	0	0
Undervotes	13		0	3	10

REP Proposition 13

Vote For 1

	TOTAL	VOTE %	Absentee	Early Voting	Election Day
YES	819	98.20%	0	477	342
NO	15	1.80%	0	8	7
Total Votes Cast	834	100.00%	0	485	349
Overvotes	0		0	0	0
Undervotes	11		0	3	8

Precinct 0028

DEM President

Vote For 1

	TOTAL	VOTE %	Absentee	Early Voting	Election Day
Gabriel A. Cornejo	0	0.00%	0	0	0
Joseph R. Biden Jr.	87	91.58%	8	37	42
Star Locke	1	1.05%	0	1	0
Dean Phillips	2	2.11%	0	1	1
Armando "Mando" Perez-Serrato	1	1.05%	0	1	0
Marianne Williamson	2	2.11%	0	2	0
Frankie Lozada	0	0.00%	0	0	0
Cenk Uygur	2	2.11%	0	1	1
Total Votes Cast	95	100.00%	8	43	44
Overvotes	0		0	0	0
Undervotes	0		0	0	0

DEM US Senator

Vote For 1

	TOTAL	VOTE %	Absentee	Early Voting	Election Day
Carl Oscar Sherman	16	18.82%	0	6	10
Meri Gomez	3	3.53%	1	1	1
Heli Rodriguez Prilliman	1	1.18%	0	0	1
Colin Allred	44	51.76%	3	20	21
Roland Gutierrez	10	11.76%	2	5	3
A. "Robert" Hassan	4	4.71%	0	4	0
Steven J. Keough	2	2.35%	0	1	1
Thierry Tchenko	2	2.35%	0	1	1
Mark Gonzalez	3	3.53%	0	2	1
Total Votes Cast	85	100.00%	6	40	39
Overvotes	0		0	0	0
Undervotes	10		2	3	5

DEM Railroad Commissioner

Vote For 1

	TOTAL	VOTE %	Absentee	Early Voting	Election Day
Katherine Culbert	53	65.43%	6	20	27
Bill Burch	28	34.57%	0	18	10
Total Votes Cast	81	100.00%	6	38	37
Overvotes	0		0	0	0
Undervotes	14		2	5	7

Precinct 0028

DEM Justice, Supreme Court, PI 2

Vote For 1

	TOTAL	VOTE %	Absentee	Early Voting	Election Day
DaSean Jones	56	73.68%	3	29	24
Randy Sarosdy	20	26.32%	3	8	9
Total Votes Cast	76	100.00%	6	37	33
Overvotes	0		0	0	0
Undervotes	19		2	6	11

DEM Justice, Supreme Court, PI 4

Vote For 1

	TOTAL	VOTE %	Absentee	Early Voting	Election Day
Christine Vinh Weems	77	100.00%	6	39	32
Total Votes Cast	77	100.00%	6	39	32
Overvotes	0		0	0	0
Undervotes	18		2	4	12

DEM Justice, Supreme Court, PI 6

Vote For 1

	TOTAL	VOTE %	Absentee	Early Voting	Election Day
Joe Pool	28	35.44%	1	14	13
Bonnie Lee Goldstein	51	64.56%	5	24	22
Total Votes Cast	79	100.00%	6	38	35
Overvotes	0		0	0	0
Undervotes	16		2	5	9

DEM Presiding Judge, Ct of Crim App

Vote For 1

	TOTAL	VOTE %	Absentee	Early Voting	Election Day
Holly Taylor	78	100.00%	5	38	35
Total Votes Cast	78	100.00%	5	38	35
Overvotes	0		0	0	0
Undervotes	17		3	5	9

DEM Judge, Ct of Crim App, PI 7

Vote For 1

	TOTAL	VOTE %	Absentee	Early Voting	Election Day
Nancy Mulder	79	100.00%	6	39	34
Total Votes Cast	79	100.00%	6	39	34
Overvotes	0		0	0	0
Undervotes	16		2	4	10

Precinct 0028

DEM Judge, Ct of Crim App, PI 8

Vote For 1

	TOTAL	VOTE %	Absentee	Early Voting	Election Day
Chika Anyiam	76	100.00%	6	37	33
Total Votes Cast	76	100.00%	6	37	33
Overvotes	0		0	0	0
Undervotes	19		2	6	11

DEM State Representative, Dist 6

Vote For 1

	TOTAL	VOTE %	Absentee	Early Voting	Election Day
Cody J Grace	77	100.00%	6	37	34
Total Votes Cast	77	100.00%	6	37	34
Overvotes	0		0	0	0
Undervotes	18		2	6	10

DEM County Chair

Vote For 1

	TOTAL	VOTE %	Absentee	Early Voting	Election Day
Hector Garza	78	100.00%	6	37	35
Total Votes Cast	78	100.00%	6	37	35
Overvotes	0		0	0	0
Undervotes	17		2	6	9

Precinct 0029

Statistics	TOTAL	Absentee	Early Voting	Election Day
Registered Voters - Total	2,052			
Ballots Cast - Total	418	1	125	292
Ballots Cast - Republican Party	388	0	120	268
Ballots Cast - Democratic Party	30	1	5	24
Ballots Cast - Blank	0	0	0	0
Voter Turnout - Total	20.37%			
Voter Turnout - Republican Party	0.00%			
Voter Turnout - Democratic Party	0.00%			

REP President

Vote For 1

	TOTAL	VOTE %	Absentee	Early Voting	Election Day
Asa Hutchinson	0	0.00%	0	0	0
Donald J. Trump	350	90.67%	0	110	240
Ron DeSantis	9	2.33%	0	3	6
Vivek Ramaswamy	0	0.00%	0	0	0
David Stuckenberg	0	0.00%	0	0	0
Chris Christie	0	0.00%	0	0	0
Ryan L. Binkley	1	0.26%	0	1	0
Nikki Haley	22	5.70%	0	6	16
Uncommitted	4	1.04%	0	0	4
Total Votes Cast	386	100.00%	0	120	266
Overvotes	0		0	0	0
Undervotes	2		0	0	2

REP US Senator

Vote For 1

	TOTAL	VOTE %	Absentee	Early Voting	Election Day
R E (Rufus) Lopez	11	2.88%	0	2	9
Ted Cruz	363	95.03%	0	112	251
Holland "Redd" Gibson	8	2.09%	0	4	4
Total Votes Cast	382	100.00%	0	118	264
Overvotes	0		0	0	0
Undervotes	6		0	2	4

REP US Representative, Dist 1

Vote For 1

	TOTAL	VOTE %	Absentee	Early Voting	Election Day
Nathaniel Moran	323	100.00%	0	102	221
Total Votes Cast	323	100.00%	0	102	221
Overvotes	0		0	0	0
Undervotes	65		0	18	47

Precinct 0029

REP Railroad Commissioner

Vote For 1

	TOTAL	VOTE %	Absentee	Early Voting	Election Day
Corey Howell	29	9.06%	0	7	22
Petra Reyes	10	3.12%	0	5	5
Christie Clark	51	15.94%	0	17	34
James "Jim" Matlock	88	27.50%	0	18	70
Christi Craddick	142	44.38%	0	58	84
Total Votes Cast	320	100.00%	0	105	215
Overvotes	0		0	0	0
Undervotes	68		0	15	53

REP Justice, Supreme Court, PI 2

Vote For 1

	TOTAL	VOTE %	Absentee	Early Voting	Election Day
Jimmy Blacklock	293	100.00%	0	88	205
Total Votes Cast	293	100.00%	0	88	205
Overvotes	0		0	0	0
Undervotes	95		0	32	63

REP Justice, Supreme Court, PI 4

Vote For 1

	TOTAL	VOTE %	Absentee	Early Voting	Election Day
John Devine	152	51.01%	0	56	96
Brian Walker	146	48.99%	0	40	106
Total Votes Cast	298	100.00%	0	96	202
Overvotes	0		0	0	0
Undervotes	90		0	24	66

REP Justice, Supreme Court, PI 6

Vote For 1

	TOTAL	VOTE %	Absentee	Early Voting	Election Day
Jane Bland	272	100.00%	0	82	190
Total Votes Cast	272	100.00%	0	82	190
Overvotes	0		0	0	0
Undervotes	116		0	38	78

REP Presiding Judge, Ct of Crim App

Vote For 1

	TOTAL	VOTE %	Absentee	Early Voting	Election Day
David J. Schenck	206	68.67%	0	69	137
Sharon Keller	94	31.33%	0	27	67
Total Votes Cast	300	100.00%	0	96	204
Overvotes	0		0	0	0
Undervotes	88		0	24	64

Precinct 0029

REP Judge, Ct of Crim App, PI 7

Vote For 1

	TOTAL	VOTE %	Absentee	Early Voting	Election Day
Gina Parker	220	73.58%	0	73	147
Barbara Parker Hervey	79	26.42%	0	21	58
Total Votes Cast	299	100.00%	0	94	205
Overvotes	0		0	0	0
Undervotes	89		0	26	63

REP Judge, Ct of Crim App, PI 8

Vote For 1

	TOTAL	VOTE %	Absentee	Early Voting	Election Day
Lee Finley	157	56.68%	0	40	117
Michelle Slaughter	120	43.32%	0	43	77
Total Votes Cast	277	100.00%	0	83	194
Overvotes	0		0	0	0
Undervotes	111		0	37	74

REP State Representative, Dist 6

Vote For 1

	TOTAL	VOTE %	Absentee	Early Voting	Election Day
Daniel Alders	285	100.00%	0	89	196
Total Votes Cast	285	100.00%	0	89	196
Overvotes	0		0	0	0
Undervotes	103		0	31	72

REP Justice, 12th Ct of Appeals District, PI 3

Vote For 1

	TOTAL	VOTE %	Absentee	Early Voting	Election Day
Greg Neeley	285	100.00%	0	86	199
Total Votes Cast	285	100.00%	0	86	199
Overvotes	0		0	0	0
Undervotes	103		0	34	69

REP Dist Judge, 7th Judicial Dist

Vote For 1

	TOTAL	VOTE %	Absentee	Early Voting	Election Day
Kerry L. Russell	284	100.00%	0	89	195
Total Votes Cast	284	100.00%	0	89	195
Overvotes	0		0	0	0
Undervotes	104		0	31	73

Precinct 0029

REP Dist Judge, 114th Judicial Dist

Vote For 1

	TOTAL	VOTE %	Absentee	Early Voting	Election Day
Austin Reeve Jackson	280	100.00%	0	89	191
Total Votes Cast	280	100.00%	0	89	191
Overvotes	0		0	0	0
Undervotes	108		0	31	77

REP Dist Judge, 475th Judicial Dist

Vote For 1

	TOTAL	VOTE %	Absentee	Early Voting	Election Day
Taylor Heaton	277	100.00%	0	89	188
Total Votes Cast	277	100.00%	0	89	188
Overvotes	0		0	0	0
Undervotes	111		0	31	80

REP Judge, Co Court at Law No. 2, Unexp

Vote For 1

	TOTAL	VOTE %	Absentee	Early Voting	Election Day
Sara Maynard	181	55.69%	0	73	108
Amy McCullough	144	44.31%	0	32	112
Total Votes Cast	325	100.00%	0	105	220
Overvotes	0		0	0	0
Undervotes	63		0	15	48

REP Sheriff

Vote For 1

	TOTAL	VOTE %	Absentee	Early Voting	Election Day
Chris V Green	152	40.97%	0	38	114
Larry R. Smith	219	59.03%	0	76	143
Total Votes Cast	371	100.00%	0	114	257
Overvotes	0		0	0	0
Undervotes	17		0	6	11

REP County Tax Assessor-Collector

Vote For 1

	TOTAL	VOTE %	Absentee	Early Voting	Election Day
Gary B Barber	309	100.00%	0	92	217
Total Votes Cast	309	100.00%	0	92	217
Overvotes	0		0	0	0
Undervotes	79		0	28	51

Precinct 0029

REP Constable Pct 3

Vote For 1

	TOTAL	VOTE %	Absentee	Early Voting	Election Day
Jim Blackmon	282	100.00%	0	88	194
Total Votes Cast	282	100.00%	0	88	194
Overvotes	0		0	0	0
Undervotes	106		0	32	74

REP County Chair

Vote For 1

	TOTAL	VOTE %	Absentee	Early Voting	Election Day
David Stein	161	57.71%	0	49	112
Kevin McCall	118	42.29%	0	39	79
Total Votes Cast	279	100.00%	0	88	191
Overvotes	0		0	0	0
Undervotes	109		0	32	77

REP Proposition 1

Vote For 1

	TOTAL	VOTE %	Absentee	Early Voting	Election Day
YES	328	86.54%	0	104	224
NO	51	13.46%	0	14	37
Total Votes Cast	379	100.00%	0	118	261
Overvotes	0		0	0	0
Undervotes	9		0	2	7

REP Proposition 2

Vote For 1

	TOTAL	VOTE %	Absentee	Early Voting	Election Day
YES	375	97.40%	0	116	259
NO	10	2.60%	0	3	7
Total Votes Cast	385	100.00%	0	119	266
Overvotes	0		0	0	0
Undervotes	3		0	1	2

REP Proposition 3

Vote For 1

	TOTAL	VOTE %	Absentee	Early Voting	Election Day
YES	355	93.42%	0	111	244
NO	25	6.58%	0	8	17
Total Votes Cast	380	100.00%	0	119	261
Overvotes	0		0	0	0
Undervotes	8		0	1	7

Precinct 0029

REP Proposition 4

Vote For 1

	TOTAL	VOTE %	Absentee	Early Voting	Election Day
YES	353	92.65%	0	114	239
NO	28	7.35%	0	5	23
Total Votes Cast	381	100.00%	0	119	262
Overvotes	0		0	0	0
Undervotes	7		0	1	6

REP Proposition 5

Vote For 1

	TOTAL	VOTE %	Absentee	Early Voting	Election Day
YES	347	91.56%	0	111	236
NO	32	8.44%	0	8	24
Total Votes Cast	379	100.00%	0	119	260
Overvotes	0		0	0	0
Undervotes	9		0	1	8

REP Proposition 6

Vote For 1

	TOTAL	VOTE %	Absentee	Early Voting	Election Day
YES	335	89.57%	0	109	226
NO	39	10.43%	0	9	30
Total Votes Cast	374	100.00%	0	118	256
Overvotes	0		0	0	0
Undervotes	14		0	2	12

REP Proposition 7

Vote For 1

	TOTAL	VOTE %	Absentee	Early Voting	Election Day
YES	299	84.23%	0	98	201
NO	56	15.77%	0	14	42
Total Votes Cast	355	100.00%	0	112	243
Overvotes	0		0	0	0
Undervotes	33		0	8	25

REP Proposition 8

Vote For 1

	TOTAL	VOTE %	Absentee	Early Voting	Election Day
YES	372	97.13%	0	116	256
NO	11	2.87%	0	3	8
Total Votes Cast	383	100.00%	0	119	264
Overvotes	0		0	0	0
Undervotes	5		0	1	4

Precinct 0029

REP Proposition 9

Vote For 1

	TOTAL	VOTE %	Absentee	Early Voting	Election Day
YES	288	77.21%	0	98	190
NO	85	22.79%	0	20	65
Total Votes Cast	373	100.00%	0	118	255
Overvotes	0		0	0	0
Undervotes	15		0	2	13

REP Proposition 10

Vote For 1

	TOTAL	VOTE %	Absentee	Early Voting	Election Day
YES	353	94.64%	0	115	238
NO	20	5.36%	0	3	17
Total Votes Cast	373	100.00%	0	118	255
Overvotes	0		0	0	0
Undervotes	15		0	2	13

REP Proposition 11

Vote For 1

	TOTAL	VOTE %	Absentee	Early Voting	Election Day
YES	302	79.68%	0	102	200
NO	77	20.32%	0	17	60
Total Votes Cast	379	100.00%	0	119	260
Overvotes	0		0	0	0
Undervotes	9		0	1	8

REP Proposition 12

Vote For 1

	TOTAL	VOTE %	Absentee	Early Voting	Election Day
YES	378	98.69%	0	118	260
NO	5	1.31%	0	1	4
Total Votes Cast	383	100.00%	0	119	264
Overvotes	0		0	0	0
Undervotes	5		0	1	4

REP Proposition 13

Vote For 1

	TOTAL	VOTE %	Absentee	Early Voting	Election Day
YES	371	97.63%	0	118	253
NO	9	2.37%	0	1	8
Total Votes Cast	380	100.00%	0	119	261
Overvotes	0		0	0	0
Undervotes	8		0	1	7

Precinct 0029

DEM President

Vote For 1

	TOTAL	VOTE %	Absentee	Early Voting	Election Day
Gabriel A. Cornejo	2	7.41%	0	1	1
Joseph R. Biden Jr.	19	70.37%	1	3	15
Star Locke	0	0.00%	0	0	0
Dean Phillips	0	0.00%	0	0	0
Armando "Mando" Perez-Serrato	3	11.11%	0	1	2
Marianne Williamson	3	11.11%	0	0	3
Frankie Lozada	0	0.00%	0	0	0
Cenk Uygur	0	0.00%	0	0	0
Total Votes Cast	27	100.00%	1	5	21
Overvotes	0		0	0	0
Undervotes	3		0	0	3

DEM US Senator

Vote For 1

	TOTAL	VOTE %	Absentee	Early Voting	Election Day
Carl Oscar Sherman	2	7.69%	0	1	1
Meri Gomez	4	15.38%	0	1	3
Heli Rodriguez Prilliman	2	7.69%	0	0	2
Colin Allred	9	34.62%	0	3	6
Roland Gutierrez	2	7.69%	0	0	2
A. "Robert" Hassan	0	0.00%	0	0	0
Steven J. Keough	2	7.69%	0	0	2
Thierry Tchenko	2	7.69%	0	0	2
Mark Gonzalez	3	11.54%	0	0	3
Total Votes Cast	26	100.00%	0	5	21
Overvotes	0		0	0	0
Undervotes	4		1	0	3

DEM Railroad Commissioner

Vote For 1

	TOTAL	VOTE %	Absentee	Early Voting	Election Day
Katherine Culbert	19	70.37%	1	4	14
Bill Burch	8	29.63%	0	1	7
Total Votes Cast	27	100.00%	1	5	21
Overvotes	0		0	0	0
Undervotes	3		0	0	3

Precinct 0029

DEM Justice, Supreme Court, PI 2

Vote For 1

	TOTAL	VOTE %	Absentee	Early Voting	Election Day
DaSean Jones	18	72.00%	1	3	14
Randy Sarosdy	7	28.00%	0	2	5
Total Votes Cast	25	100.00%	1	5	19
Overvotes	0		0	0	0
Undervotes	5		0	0	5

DEM Justice, Supreme Court, PI 4

Vote For 1

	TOTAL	VOTE %	Absentee	Early Voting	Election Day
Christine Vinh Weems	25	100.00%	1	5	19
Total Votes Cast	25	100.00%	1	5	19
Overvotes	0		0	0	0
Undervotes	5		0	0	5

DEM Justice, Supreme Court, PI 6

Vote For 1

	TOTAL	VOTE %	Absentee	Early Voting	Election Day
Joe Pool	11	42.31%	1	3	7
Bonnie Lee Goldstein	15	57.69%	0	2	13
Total Votes Cast	26	100.00%	1	5	20
Overvotes	0		0	0	0
Undervotes	4		0	0	4

DEM Presiding Judge, Ct of Crim App

Vote For 1

	TOTAL	VOTE %	Absentee	Early Voting	Election Day
Holly Taylor	26	100.00%	1	5	20
Total Votes Cast	26	100.00%	1	5	20
Overvotes	0		0	0	0
Undervotes	4		0	0	4

DEM Judge, Ct of Crim App, PI 7

Vote For 1

	TOTAL	VOTE %	Absentee	Early Voting	Election Day
Nancy Mulder	26	100.00%	1	5	20
Total Votes Cast	26	100.00%	1	5	20
Overvotes	0		0	0	0
Undervotes	4		0	0	4

Precinct 0029

DEM Judge, Ct of Crim App, PI 8

Vote For 1

	TOTAL	VOTE %	Absentee	Early Voting	Election Day
Chika Anyiam	25	100.00%	1	5	19
Total Votes Cast	25	100.00%	1	5	19
Overvotes	0		0	0	0
Undervotes	5		0	0	5

DEM State Representative, Dist 6

Vote For 1

	TOTAL	VOTE %	Absentee	Early Voting	Election Day
Cody J Grace	26	100.00%	1	5	20
Total Votes Cast	26	100.00%	1	5	20
Overvotes	0		0	0	0
Undervotes	4		0	0	4

DEM County Chair

Vote For 1

	TOTAL	VOTE %	Absentee	Early Voting	Election Day
Hector Garza	27	100.00%	1	5	21
Total Votes Cast	27	100.00%	1	5	21
Overvotes	0		0	0	0
Undervotes	3		0	0	3

Precinct 0030

Statistics

	TOTAL	Absentee	Early Voting	Election Day
Registered Voters - Total	4,043			
Ballots Cast - Total	841	15	444	382
Ballots Cast - Republican Party	781	12	421	348
Ballots Cast - Democratic Party	60	3	23	34
Ballots Cast - Blank	0	0	0	0
Voter Turnout - Total	20.80%			
Voter Turnout - Republican Party	0.00%			
Voter Turnout - Democratic Party	0.00%			

REP President

Vote For 1

	TOTAL	VOTE %	Absentee	Early Voting	Election Day
Asa Hutchinson	2	0.26%	0	1	1
Donald J. Trump	641	82.39%	10	332	299
Ron DeSantis	14	1.80%	0	9	5
Vivek Ramaswamy	3	0.39%	0	2	1
David Stuckenberg	1	0.13%	0	1	0
Chris Christie	3	0.39%	0	2	1
Ryan L. Binkley	0	0.00%	0	0	0
Nikki Haley	99	12.72%	2	61	36
Uncommitted	15	1.93%	0	11	4
Total Votes Cast	778	100.00%	12	419	347
Overvotes	0		0	0	0
Undervotes	3		0	2	1

REP US Senator

Vote For 1

	TOTAL	VOTE %	Absentee	Early Voting	Election Day
R E (Rufus) Lopez	27	3.60%	0	17	10
Ted Cruz	704	93.99%	12	379	313
Holland "Redd" Gibson	18	2.40%	0	11	7
Total Votes Cast	749	100.00%	12	407	330
Overvotes	0		0	0	0
Undervotes	32		0	14	18

REP US Representative, Dist 1

Vote For 1

	TOTAL	VOTE %	Absentee	Early Voting	Election Day
Nathaniel Moran	648	100.00%	10	349	289
Total Votes Cast	648	100.00%	10	349	289
Overvotes	0		0	0	0
Undervotes	133		2	72	59

Precinct 0030

REP Railroad Commissioner

Vote For 1

	TOTAL	VOTE %	Absentee	Early Voting	Election Day
Corey Howell	77	12.18%	0	28	49
Petra Reyes	18	2.85%	0	8	10
Christie Clark	111	17.56%	0	52	59
James "Jim" Matlock	132	20.89%	2	60	70
Christi Craddick	294	46.52%	9	204	81
Total Votes Cast	632	100.00%	11	352	269
Overvotes	0		0	0	0
Undervotes	149		1	69	79

REP Justice, Supreme Court, PI 2

Vote For 1

	TOTAL	VOTE %	Absentee	Early Voting	Election Day
Jimmy Blacklock	602	100.00%	9	323	270
Total Votes Cast	602	100.00%	9	323	270
Overvotes	0		0	0	0
Undervotes	179		3	98	78

REP Justice, Supreme Court, PI 4

Vote For 1

	TOTAL	VOTE %	Absentee	Early Voting	Election Day
John Devine	323	54.01%	8	189	126
Brian Walker	275	45.99%	3	140	132
Total Votes Cast	598	100.00%	11	329	258
Overvotes	0		0	0	0
Undervotes	183		1	92	90

REP Justice, Supreme Court, PI 6

Vote For 1

	TOTAL	VOTE %	Absentee	Early Voting	Election Day
Jane Bland	558	100.00%	9	298	251
Total Votes Cast	558	100.00%	9	298	251
Overvotes	0		0	0	0
Undervotes	223		3	123	97

REP Presiding Judge, Ct of Crim App

Vote For 1

	TOTAL	VOTE %	Absentee	Early Voting	Election Day
David J. Schenck	426	69.72%	7	240	179
Sharon Keller	185	30.28%	4	98	83
Total Votes Cast	611	100.00%	11	338	262
Overvotes	0		0	0	0
Undervotes	170		1	83	86

Precinct 0030

REP Judge, Ct of Crim App, PI 7

Vote For 1

	TOTAL	VOTE %	Absentee	Early Voting	Election Day
Gina Parker	449	76.36%	9	251	189
Barbara Parker Hervey	139	23.64%	2	74	63
Total Votes Cast	588	100.00%	11	325	252
Overvotes	0		0	0	0
Undervotes	193		1	96	96

REP Judge, Ct of Crim App, PI 8

Vote For 1

	TOTAL	VOTE %	Absentee	Early Voting	Election Day
Lee Finley	310	54.20%	3	166	141
Michelle Slaughter	262	45.80%	7	147	108
Total Votes Cast	572	100.00%	10	313	249
Overvotes	0		0	0	0
Undervotes	209		2	108	99

REP State Representative, Dist 6

Vote For 1

	TOTAL	VOTE %	Absentee	Early Voting	Election Day
Daniel Alders	584	100.00%	9	318	257
Total Votes Cast	584	100.00%	9	318	257
Overvotes	0		0	0	0
Undervotes	197		3	103	91

REP Justice, 12th Ct of Appeals District, PI 3

Vote For 1

	TOTAL	VOTE %	Absentee	Early Voting	Election Day
Greg Neeley	579	100.00%	9	317	253
Total Votes Cast	579	100.00%	9	317	253
Overvotes	0		0	0	0
Undervotes	202		3	104	95

REP Dist Judge, 7th Judicial Dist

Vote For 1

	TOTAL	VOTE %	Absentee	Early Voting	Election Day
Kerry L. Russell	594	100.00%	9	328	257
Total Votes Cast	594	100.00%	9	328	257
Overvotes	0		0	0	0
Undervotes	187		3	93	91

Precinct 0030

REP Dist Judge, 114th Judicial Dist

Vote For 1

	TOTAL	VOTE %	Absentee	Early Voting	Election Day
Austin Reeve Jackson	607	100.00%	9	335	263
Total Votes Cast	607	100.00%	9	335	263
Overvotes	0		0	0	0
Undervotes	174		3	86	85

REP Dist Judge, 475th Judicial Dist

Vote For 1

	TOTAL	VOTE %	Absentee	Early Voting	Election Day
Taylor Heaton	579	100.00%	9	318	252
Total Votes Cast	579	100.00%	9	318	252
Overvotes	0		0	0	0
Undervotes	202		3	103	96

REP Judge, Co Court at Law No. 2, Unexp

Vote For 1

	TOTAL	VOTE %	Absentee	Early Voting	Election Day
Sara Maynard	380	56.05%	10	214	156
Amy McCullough	298	43.95%	1	162	135
Total Votes Cast	678	100.00%	11	376	291
Overvotes	0		0	0	0
Undervotes	103		1	45	57

REP Sheriff

Vote For 1

	TOTAL	VOTE %	Absentee	Early Voting	Election Day
Chris V Green	299	40.62%	0	161	138
Larry R. Smith	437	59.38%	11	242	184
Total Votes Cast	736	100.00%	11	403	322
Overvotes	0		0	0	0
Undervotes	45		1	18	26

REP County Tax Assessor-Collector

Vote For 1

	TOTAL	VOTE %	Absentee	Early Voting	Election Day
Gary B Barber	630	100.00%	10	351	269
Total Votes Cast	630	100.00%	10	351	269
Overvotes	0		0	0	0
Undervotes	151		2	70	79

Precinct 0030

REP Constable Pct 3

Vote For 1

	TOTAL	VOTE %	Absentee	Early Voting	Election Day
Jim Blackmon	582	100.00%	10	323	249
Total Votes Cast	582	100.00%	10	323	249
Overvotes	0		0	0	0
Undervotes	199		2	98	99

REP County Chair

Vote For 1

	TOTAL	VOTE %	Absentee	Early Voting	Election Day
David Stein	408	68.92%	9	230	169
Kevin McCall	184	31.08%	0	102	82
Total Votes Cast	592	100.00%	9	332	251
Overvotes	0		0	0	0
Undervotes	189		3	89	97

REP Proposition 1

Vote For 1

	TOTAL	VOTE %	Absentee	Early Voting	Election Day
YES	617	81.94%	11	326	280
NO	136	18.06%	0	82	54
Total Votes Cast	753	100.00%	11	408	334
Overvotes	0		0	0	0
Undervotes	28		1	13	14

REP Proposition 2

Vote For 1

	TOTAL	VOTE %	Absentee	Early Voting	Election Day
YES	734	94.71%	12	391	331
NO	41	5.29%	0	27	14
Total Votes Cast	775	100.00%	12	418	345
Overvotes	0		0	0	0
Undervotes	6		0	3	3

REP Proposition 3

Vote For 1

	TOTAL	VOTE %	Absentee	Early Voting	Election Day
YES	711	92.46%	11	383	317
NO	58	7.54%	0	35	23
Total Votes Cast	769	100.00%	11	418	340
Overvotes	0		0	0	0
Undervotes	12		1	3	8

Precinct 0030

REP Proposition 4

Vote For 1

	TOTAL	VOTE %	Absentee	Early Voting	Election Day
YES	684	89.30%	12	373	299
NO	82	10.70%	0	41	41
Total Votes Cast	766	100.00%	12	414	340
Overvotes	0		0	0	0
Undervotes	15		0	7	8

REP Proposition 5

Vote For 1

	TOTAL	VOTE %	Absentee	Early Voting	Election Day
YES	656	86.20%	12	354	290
NO	105	13.80%	0	58	47
Total Votes Cast	761	100.00%	12	412	337
Overvotes	0		0	0	0
Undervotes	20		0	9	11

REP Proposition 6

Vote For 1

	TOTAL	VOTE %	Absentee	Early Voting	Election Day
YES	662	87.34%	12	357	293
NO	96	12.66%	0	53	43
Total Votes Cast	758	100.00%	12	410	336
Overvotes	0		0	0	0
Undervotes	23		0	11	12

REP Proposition 7

Vote For 1

	TOTAL	VOTE %	Absentee	Early Voting	Election Day
YES	591	82.08%	9	319	263
NO	129	17.92%	2	75	52
Total Votes Cast	720	100.00%	11	394	315
Overvotes	0		0	0	0
Undervotes	61		1	27	33

REP Proposition 8

Vote For 1

	TOTAL	VOTE %	Absentee	Early Voting	Election Day
YES	734	95.45%	12	396	326
NO	35	4.55%	0	20	15
Total Votes Cast	769	100.00%	12	416	341
Overvotes	0		0	0	0
Undervotes	12		0	5	7

Precinct 0030

REP Proposition 9

Vote For 1

	TOTAL	VOTE %		Absentee	Early Voting	Election Day
YES	562	74.04%		12	311	239
NO	197	25.96%		0	102	95
Total Votes Cast	759	100.00%		12	413	334
Overvotes	0			0	0	0
Undervotes	22			0	8	14

REP Proposition 10

Vote For 1

	TOTAL	VOTE %		Absentee	Early Voting	Election Day
YES	710	94.29%		12	382	316
NO	43	5.71%		0	25	18
Total Votes Cast	753	100.00%		12	407	334
Overvotes	0			0	0	0
Undervotes	28			0	14	14

REP Proposition 11

Vote For 1

	TOTAL	VOTE %		Absentee	Early Voting	Election Day
YES	596	77.91%		11	322	263
NO	169	22.09%		0	93	76
Total Votes Cast	765	100.00%		11	415	339
Overvotes	0			0	0	0
Undervotes	16			1	6	9

REP Proposition 12

Vote For 1

	TOTAL	VOTE %		Absentee	Early Voting	Election Day
YES	753	97.29%		12	408	333
NO	21	2.71%		0	10	11
Total Votes Cast	774	100.00%		12	418	344
Overvotes	0			0	0	0
Undervotes	7			0	3	4

REP Proposition 13

Vote For 1

	TOTAL	VOTE %		Absentee	Early Voting	Election Day
YES	741	96.11%		12	398	331
NO	30	3.89%		0	17	13
Total Votes Cast	771	100.00%		12	415	344
Overvotes	0			0	0	0
Undervotes	10			0	6	4

Precinct 0030

DEM President

Vote For 1

	TOTAL	VOTE %	Absentee	Early Voting	Election Day
Gabriel A. Cornejo	2	3.45%	0	0	2
Joseph R. Biden Jr.	50	86.21%	2	19	29
Star Locke	0	0.00%	0	0	0
Dean Phillips	1	1.72%	0	1	0
Armando "Mando" Perez-Serrato	0	0.00%	0	0	0
Marianne Williamson	4	6.90%	1	2	1
Frankie Lozada	1	1.72%	0	0	1
Cenk Uygur	0	0.00%	0	0	0
Total Votes Cast	58	100.00%	3	22	33
Overvotes	0		0	0	0
Undervotes	2		0	1	1

DEM US Senator

Vote For 1

	TOTAL	VOTE %	Absentee	Early Voting	Election Day
Carl Oscar Sherman	4	7.02%	0	1	3
Meri Gomez	8	14.04%	0	4	4
Heli Rodriguez Prilliman	2	3.51%	0	0	2
Colin Allred	32	56.14%	2	12	18
Roland Gutierrez	2	3.51%	0	2	0
A. "Robert" Hassan	1	1.75%	0	0	1
Steven J. Keough	2	3.51%	1	0	1
Thierry Tchenko	2	3.51%	0	1	1
Mark Gonzalez	4	7.02%	0	2	2
Total Votes Cast	57	100.00%	3	22	32
Overvotes	0		0	0	0
Undervotes	3		0	1	2

DEM Railroad Commissioner

Vote For 1

	TOTAL	VOTE %	Absentee	Early Voting	Election Day
Katherine Culbert	40	74.07%	2	16	22
Bill Burch	14	25.93%	0	5	9
Total Votes Cast	54	100.00%	2	21	31
Overvotes	0		0	0	0
Undervotes	6		1	2	3

Precinct 0030

DEM Justice, Supreme Court, PI 2

Vote For 1

	TOTAL	VOTE %	Absentee	Early Voting	Election Day
DaSean Jones	41	74.55%	1	15	25
Randy Sarosdy	14	25.45%	1	5	8
Total Votes Cast	55	100.00%	2	20	33
Overvotes	0		0	0	0
Undervotes	5		1	3	1

DEM Justice, Supreme Court, PI 4

Vote For 1

	TOTAL	VOTE %	Absentee	Early Voting	Election Day
Christine Vinh Weems	51	100.00%	1	20	30
Total Votes Cast	51	100.00%	1	20	30
Overvotes	0		0	0	0
Undervotes	9		2	3	4

DEM Justice, Supreme Court, PI 6

Vote For 1

	TOTAL	VOTE %	Absentee	Early Voting	Election Day
Joe Pool	15	27.27%	1	4	10
Bonnie Lee Goldstein	40	72.73%	1	15	24
Total Votes Cast	55	100.00%	2	19	34
Overvotes	0		0	0	0
Undervotes	5		1	4	0

DEM Presiding Judge, Ct of Crim App

Vote For 1

	TOTAL	VOTE %	Absentee	Early Voting	Election Day
Holly Taylor	50	100.00%	1	18	31
Total Votes Cast	50	100.00%	1	18	31
Overvotes	0		0	0	0
Undervotes	10		2	5	3

DEM Judge, Ct of Crim App, PI 7

Vote For 1

	TOTAL	VOTE %	Absentee	Early Voting	Election Day
Nancy Mulder	49	100.00%	1	18	30
Total Votes Cast	49	100.00%	1	18	30
Overvotes	0		0	0	0
Undervotes	11		2	5	4

Precinct 0030

DEM Judge, Ct of Crim App, PI 8

Vote For 1

	TOTAL	VOTE %	Absentee	Early Voting	Election Day
Chika Anyiam	48	100.00%	1	17	30
Total Votes Cast	48	100.00%	1	17	30
Overvotes	0		0	0	0
Undervotes	12		2	6	4

DEM State Representative, Dist 6

Vote For 1

	TOTAL	VOTE %	Absentee	Early Voting	Election Day
Cody J Grace	51	100.00%	1	18	32
Total Votes Cast	51	100.00%	1	18	32
Overvotes	0		0	0	0
Undervotes	9		2	5	2

DEM County Chair

Vote For 1

	TOTAL	VOTE %	Absentee	Early Voting	Election Day
Hector Garza	50	100.00%	1	19	30
Total Votes Cast	50	100.00%	1	19	30
Overvotes	0		0	0	0
Undervotes	10		2	4	4

Precinct 0031

Statistics

	TOTAL	Absentee	Early Voting	Election Day
Registered Voters - Total	3,634			
Ballots Cast - Total	973	15	458	500
Ballots Cast - Republican Party	930	10	442	478
Ballots Cast - Democratic Party	43	5	16	22
Ballots Cast - Blank	0	0	0	0
Voter Turnout - Total	26.77%			
Voter Turnout - Republican Party	0.00%			
Voter Turnout - Democratic Party	0.00%			

REP President

Vote For 1

	TOTAL	VOTE %	Absentee	Early Voting	Election Day
Asa Hutchinson	2	0.22%	0	2	0
Donald J. Trump	801	86.22%	9	372	420
Ron DeSantis	7	0.75%	0	2	5
Vivek Ramaswamy	6	0.65%	0	4	2
David Stuckenberg	1	0.11%	0	0	1
Chris Christie	0	0.00%	0	0	0
Ryan L. Binkley	2	0.22%	0	0	2
Nikki Haley	99	10.66%	1	56	42
Uncommitted	11	1.18%	0	6	5
Total Votes Cast	929	100.00%	10	442	477
Overvotes	0		0	0	0
Undervotes	1		0	0	1

REP US Senator

Vote For 1

	TOTAL	VOTE %	Absentee	Early Voting	Election Day
R E (Rufus) Lopez	23	2.58%	3	12	8
Ted Cruz	846	94.84%	7	405	434
Holland "Redd" Gibson	23	2.58%	0	13	10
Total Votes Cast	892	100.00%	10	430	452
Overvotes	0		0	0	0
Undervotes	38		0	12	26

REP US Representative, Dist 1

Vote For 1

	TOTAL	VOTE %	Absentee	Early Voting	Election Day
Nathaniel Moran	751	100.00%	10	351	390
Total Votes Cast	751	100.00%	10	351	390
Overvotes	0		0	0	0
Undervotes	179		0	91	88

Precinct 0031

REP Railroad Commissioner

Vote For 1

	TOTAL	VOTE %	Absentee	Early Voting	Election Day
Corey Howell	70	8.97%	1	33	36
Petra Reyes	17	2.18%	0	4	13
Christie Clark	112	14.36%	0	48	64
James "Jim" Matlock	158	20.26%	1	56	101
Christi Craddick	423	54.23%	7	247	169
Total Votes Cast	780	100.00%	9	388	383
Overvotes	0		0	0	0
Undervotes	150		1	54	95

REP Justice, Supreme Court, PI 2

Vote For 1

	TOTAL	VOTE %	Absentee	Early Voting	Election Day
Jimmy Blacklock	697	100.00%	8	337	352
Total Votes Cast	697	100.00%	8	337	352
Overvotes	0		0	0	0
Undervotes	233		2	105	126

REP Justice, Supreme Court, PI 4

Vote For 1

	TOTAL	VOTE %	Absentee	Early Voting	Election Day
John Devine	396	54.70%	5	214	177
Brian Walker	328	45.30%	4	140	184
Total Votes Cast	724	100.00%	9	354	361
Overvotes	0		0	0	0
Undervotes	206		1	88	117

REP Justice, Supreme Court, PI 6

Vote For 1

	TOTAL	VOTE %	Absentee	Early Voting	Election Day
Jane Bland	615	100.00%	8	294	313
Total Votes Cast	615	100.00%	8	294	313
Overvotes	0		0	0	0
Undervotes	315		2	148	165

REP Presiding Judge, Ct of Crim App

Vote For 1

	TOTAL	VOTE %	Absentee	Early Voting	Election Day
David J. Schenck	499	67.71%	6	245	248
Sharon Keller	238	32.29%	3	117	118
Total Votes Cast	737	100.00%	9	362	366
Overvotes	0		0	0	0
Undervotes	193		1	80	112

Precinct 0031

REP Judge, Ct of Crim App, PI 7

Vote For 1

	TOTAL	VOTE %	Absentee	Early Voting	Election Day
Gina Parker	537	76.17%	8	261	268
Barbara Parker Hervey	168	23.83%	1	81	86
Total Votes Cast	705	100.00%	9	342	354
Overvotes	0		0	0	0
Undervotes	225		1	100	124

REP Judge, Ct of Crim App, PI 8

Vote For 1

	TOTAL	VOTE %	Absentee	Early Voting	Election Day
Lee Finley	386	58.84%	4	176	206
Michelle Slaughter	270	41.16%	4	134	132
Total Votes Cast	656	100.00%	8	310	338
Overvotes	0		0	0	0
Undervotes	274		2	132	140

REP State Representative, Dist 6

Vote For 1

	TOTAL	VOTE %	Absentee	Early Voting	Election Day
Daniel Alders	653	100.00%	7	320	326
Total Votes Cast	653	100.00%	7	320	326
Overvotes	0		0	0	0
Undervotes	277		3	122	152

REP Justice, 12th Ct of Appeals District, PI 3

Vote For 1

	TOTAL	VOTE %	Absentee	Early Voting	Election Day
Greg Neeley	643	100.00%	7	312	324
Total Votes Cast	643	100.00%	7	312	324
Overvotes	0		0	0	0
Undervotes	287		3	130	154

REP Dist Judge, 7th Judicial Dist

Vote For 1

	TOTAL	VOTE %	Absentee	Early Voting	Election Day
Kerry L. Russell	680	100.00%	8	326	346
Total Votes Cast	680	100.00%	8	326	346
Overvotes	0		0	0	0
Undervotes	250		2	116	132

Precinct 0031

REP Dist Judge, 114th Judicial Dist

Vote For 1

	TOTAL	VOTE %	Absentee	Early Voting	Election Day
Austin Reeve Jackson	666	100.00%	5	322	339
Total Votes Cast	666	100.00%	5	322	339
Overvotes	0		0	0	0
Undervotes	264		5	120	139

REP Dist Judge, 475th Judicial Dist

Vote For 1

	TOTAL	VOTE %	Absentee	Early Voting	Election Day
Taylor Heaton	655	100.00%	7	316	332
Total Votes Cast	655	100.00%	7	316	332
Overvotes	0		0	0	0
Undervotes	275		3	126	146

REP Judge, Co Court at Law No. 2, Unexp

Vote For 1

	TOTAL	VOTE %	Absentee	Early Voting	Election Day
Sara Maynard	466	57.25%	6	237	223
Amy McCullough	348	42.75%	3	166	179
Total Votes Cast	814	100.00%	9	403	402
Overvotes	0		0	0	0
Undervotes	116		1	39	76

REP Sheriff

Vote For 1

	TOTAL	VOTE %	Absentee	Early Voting	Election Day
Chris V Green	348	38.45%	3	139	206
Larry R. Smith	557	61.55%	7	293	257
Total Votes Cast	905	100.00%	10	432	463
Overvotes	0		0	0	0
Undervotes	25		0	10	15

REP County Tax Assessor-Collector

Vote For 1

	TOTAL	VOTE %	Absentee	Early Voting	Election Day
Gary B Barber	761	100.00%	9	365	387
Total Votes Cast	761	100.00%	9	365	387
Overvotes	0		0	0	0
Undervotes	169		1	77	91

Precinct 0031

REP Constable Pct 3

Vote For 1

	TOTAL	VOTE %	Absentee	Early Voting	Election Day
Jim Blackmon	667	100.00%	8	317	342
Total Votes Cast	667	100.00%	8	317	342
Overvotes	0		0	0	0
Undervotes	263		2	125	136

REP County Chair

Vote For 1

	TOTAL	VOTE %	Absentee	Early Voting	Election Day
David Stein	489	70.36%	7	251	231
Kevin McCall	206	29.64%	1	90	115
Total Votes Cast	695	100.00%	8	341	346
Overvotes	0		0	0	0
Undervotes	235		2	101	132

REP Proposition 1

Vote For 1

	TOTAL	VOTE %	Absentee	Early Voting	Election Day
YES	760	84.16%	8	360	392
NO	143	15.84%	2	68	73
Total Votes Cast	903	100.00%	10	428	465
Overvotes	0		0	0	0
Undervotes	27		0	14	13

REP Proposition 2

Vote For 1

	TOTAL	VOTE %	Absentee	Early Voting	Election Day
YES	867	94.96%	9	410	448
NO	46	5.04%	1	24	21
Total Votes Cast	913	100.00%	10	434	469
Overvotes	0		0	0	0
Undervotes	17		0	8	9

REP Proposition 3

Vote For 1

	TOTAL	VOTE %	Absentee	Early Voting	Election Day
YES	848	93.08%	10	401	437
NO	63	6.92%	0	31	32
Total Votes Cast	911	100.00%	10	432	469
Overvotes	0		0	0	0
Undervotes	19		0	10	9

Precinct 0031

REP Proposition 4

Vote For 1

	TOTAL	VOTE %	Absentee	Early Voting	Election Day
YES	845	93.27%	9	403	433
NO	61	6.73%	1	28	32
Total Votes Cast	906	100.00%	10	431	465
Overvotes	0		0	0	0
Undervotes	24		0	11	13

REP Proposition 5

Vote For 1

	TOTAL	VOTE %	Absentee	Early Voting	Election Day
YES	806	89.06%	9	397	400
NO	99	10.94%	1	35	63
Total Votes Cast	905	100.00%	10	432	463
Overvotes	0		0	0	0
Undervotes	25		0	10	15

REP Proposition 6

Vote For 1

	TOTAL	VOTE %	Absentee	Early Voting	Election Day
YES	800	88.59%	8	388	404
NO	103	11.41%	2	43	58
Total Votes Cast	903	100.00%	10	431	462
Overvotes	0		0	0	0
Undervotes	27		0	11	16

REP Proposition 7

Vote For 1

	TOTAL	VOTE %	Absentee	Early Voting	Election Day
YES	714	82.93%	4	340	370
NO	147	17.07%	4	71	72
Total Votes Cast	861	100.00%	8	411	442
Overvotes	0		0	0	0
Undervotes	69		2	31	36

REP Proposition 8

Vote For 1

	TOTAL	VOTE %	Absentee	Early Voting	Election Day
YES	855	94.48%	9	404	442
NO	50	5.52%	1	28	21
Total Votes Cast	905	100.00%	10	432	463
Overvotes	0		0	0	0
Undervotes	25		0	10	15

Precinct 0031

REP Proposition 9

Vote For 1

	TOTAL	VOTE %	Absentee	Early Voting	Election Day
YES	707	79.35%	6	334	367
NO	184	20.65%	4	91	89
Total Votes Cast	891	100.00%	10	425	456
Overvotes	0		0	0	0
Undervotes	39		0	17	22

REP Proposition 10

Vote For 1

	TOTAL	VOTE %	Absentee	Early Voting	Election Day
YES	835	93.30%	8	401	426
NO	60	6.70%	1	26	33
Total Votes Cast	895	100.00%	9	427	459
Overvotes	0		0	0	0
Undervotes	35		1	15	19

REP Proposition 11

Vote For 1

	TOTAL	VOTE %	Absentee	Early Voting	Election Day
YES	759	84.15%	4	358	397
NO	143	15.85%	6	69	68
Total Votes Cast	902	100.00%	10	427	465
Overvotes	0		0	0	0
Undervotes	28		0	15	13

REP Proposition 12

Vote For 1

	TOTAL	VOTE %	Absentee	Early Voting	Election Day
YES	897	98.36%	9	424	464
NO	15	1.64%	1	9	5
Total Votes Cast	912	100.00%	10	433	469
Overvotes	0		0	0	0
Undervotes	18		0	9	9

REP Proposition 13

Vote For 1

	TOTAL	VOTE %	Absentee	Early Voting	Election Day
YES	892	98.02%	10	423	459
NO	18	1.98%	0	10	8
Total Votes Cast	910	100.00%	10	433	467
Overvotes	0		0	0	0
Undervotes	20		0	9	11

Precinct 0031

DEM President

Vote For 1

	TOTAL	VOTE %	Absentee	Early Voting	Election Day
Gabriel A. Cornejo	1	2.33%	0	0	1
Joseph R. Biden Jr.	37	86.05%	5	14	18
Star Locke	0	0.00%	0	0	0
Dean Phillips	3	6.98%	0	1	2
Armando "Mando" Perez-Serrato	0	0.00%	0	0	0
Marianne Williamson	2	4.65%	0	1	1
Frankie Lozada	0	0.00%	0	0	0
Cenk Uygur	0	0.00%	0	0	0
Total Votes Cast	43	100.00%	5	16	22
Overvotes	0		0	0	0
Undervotes	0		0	0	0

DEM US Senator

Vote For 1

	TOTAL	VOTE %	Absentee	Early Voting	Election Day
Carl Oscar Sherman	1	2.50%	0	0	1
Meri Gomez	3	7.50%	3	0	0
Heli Rodriguez Prilliman	2	5.00%	0	0	2
Colin Allred	25	62.50%	1	10	14
Roland Gutierrez	7	17.50%	1	2	4
A. "Robert" Hassan	1	2.50%	0	1	0
Steven J. Keough	1	2.50%	0	1	0
Thierry Tchenko	0	0.00%	0	0	0
Mark Gonzalez	0	0.00%	0	0	0
Total Votes Cast	40	100.00%	5	14	21
Overvotes	0		0	0	0
Undervotes	3		0	2	1

DEM Railroad Commissioner

Vote For 1

	TOTAL	VOTE %	Absentee	Early Voting	Election Day
Katherine Culbert	27	81.82%	4	8	15
Bill Burch	6	18.18%	1	1	4
Total Votes Cast	33	100.00%	5	9	19
Overvotes	0		0	0	0
Undervotes	10		0	7	3

Precinct 0031

DEM Justice, Supreme Court, PI 2

Vote For 1

	TOTAL	VOTE %	Absentee	Early Voting	Election Day
DaSean Jones	18	64.29%	1	4	13
Randy Sarosdy	10	35.71%	2	3	5
Total Votes Cast	28	100.00%	3	7	18
Overvotes	0		0	0	0
Undervotes	15		2	9	4

DEM Justice, Supreme Court, PI 4

Vote For 1

	TOTAL	VOTE %	Absentee	Early Voting	Election Day
Christine Vinh Weems	33	100.00%	2	12	19
Total Votes Cast	33	100.00%	2	12	19
Overvotes	0		0	0	0
Undervotes	10		3	4	3

DEM Justice, Supreme Court, PI 6

Vote For 1

	TOTAL	VOTE %	Absentee	Early Voting	Election Day
Joe Pool	16	48.48%	0	3	13
Bonnie Lee Goldstein	17	51.52%	4	6	7
Total Votes Cast	33	100.00%	4	9	20
Overvotes	0		0	0	0
Undervotes	10		1	7	2

DEM Presiding Judge, Ct of Crim App

Vote For 1

	TOTAL	VOTE %	Absentee	Early Voting	Election Day
Holly Taylor	33	100.00%	2	12	19
Total Votes Cast	33	100.00%	2	12	19
Overvotes	0		0	0	0
Undervotes	10		3	4	3

DEM Judge, Ct of Crim App, PI 7

Vote For 1

	TOTAL	VOTE %	Absentee	Early Voting	Election Day
Nancy Mulder	33	100.00%	3	11	19
Total Votes Cast	33	100.00%	3	11	19
Overvotes	0		0	0	0
Undervotes	10		2	5	3

Precinct 0031

DEM Judge, Ct of Crim App, PI 8

Vote For 1

	TOTAL	VOTE %	Absentee	Early Voting	Election Day
Chika Anyiam	32	100.00%	2	11	19
Total Votes Cast	32	100.00%	2	11	19
Overvotes	0		0	0	0
Undervotes	11		3	5	3

DEM State Representative, Dist 6

Vote For 1

	TOTAL	VOTE %	Absentee	Early Voting	Election Day
Cody J Grace	36	100.00%	3	12	21
Total Votes Cast	36	100.00%	3	12	21
Overvotes	0		0	0	0
Undervotes	7		2	4	1

DEM County Chair

Vote For 1

	TOTAL	VOTE %	Absentee	Early Voting	Election Day
Hector Garza	32	100.00%	3	12	17
Total Votes Cast	32	100.00%	3	12	17
Overvotes	0		0	0	0
Undervotes	11		2	4	5

Precinct 0032

Statistics	TOTAL	Absentee	Early Voting	Election Day
Registered Voters - Total	1,024			
Ballots Cast - Total	140	6	57	77
Ballots Cast - Republican Party	106	2	47	57
Ballots Cast - Democratic Party	34	4	10	20
Ballots Cast - Blank	0	0	0	0
Voter Turnout - Total	13.67%			
Voter Turnout - Republican Party	0.00%			
Voter Turnout - Democratic Party	0.00%			

REP President

Vote For 1

	TOTAL	VOTE %	Absentee	Early Voting	Election Day
Asa Hutchinson	0	0.00%	0	0	0
Donald J. Trump	92	86.79%	0	42	50
Ron DeSantis	2	1.89%	1	1	0
Vivek Ramaswamy	0	0.00%	0	0	0
David Stuckenberg	0	0.00%	0	0	0
Chris Christie	0	0.00%	0	0	0
Ryan L. Binkley	0	0.00%	0	0	0
Nikki Haley	12	11.32%	1	4	7
Uncommitted	0	0.00%	0	0	0
Total Votes Cast	106	100.00%	2	47	57
Overvotes	0		0	0	0
Undervotes	0		0	0	0

REP US Senator

Vote For 1

	TOTAL	VOTE %	Absentee	Early Voting	Election Day
R E (Rufus) Lopez	5	4.95%	1	1	3
Ted Cruz	93	92.08%	1	42	50
Holland "Redd" Gibson	3	2.97%	0	2	1
Total Votes Cast	101	100.00%	2	45	54
Overvotes	0		0	0	0
Undervotes	5		0	2	3

REP US Representative, Dist 1

Vote For 1

	TOTAL	VOTE %	Absentee	Early Voting	Election Day
Nathaniel Moran	86	100.00%	2	38	46
Total Votes Cast	86	100.00%	2	38	46
Overvotes	0		0	0	0
Undervotes	20		0	9	11

Precinct 0032

REP Railroad Commissioner

Vote For 1

	TOTAL	VOTE %	Absentee	Early Voting	Election Day
Corey Howell	8	9.30%	0	3	5
Petra Reyes	0	0.00%	0	0	0
Christie Clark	16	18.60%	0	7	9
James "Jim" Matlock	20	23.26%	1	10	9
Christi Craddick	42	48.84%	1	20	21
Total Votes Cast	86	100.00%	2	40	44
Overvotes	0		0	0	0
Undervotes	20		0	7	13

REP Justice, Supreme Court, PI 2

Vote For 1

	TOTAL	VOTE %	Absentee	Early Voting	Election Day
Jimmy Blacklock	82	100.00%	2	36	44
Total Votes Cast	82	100.00%	2	36	44
Overvotes	0		0	0	0
Undervotes	24		0	11	13

REP Justice, Supreme Court, PI 4

Vote For 1

	TOTAL	VOTE %	Absentee	Early Voting	Election Day
John Devine	42	53.85%	0	16	26
Brian Walker	36	46.15%	1	20	15
Total Votes Cast	78	100.00%	1	36	41
Overvotes	0		0	0	0
Undervotes	28		1	11	16

REP Justice, Supreme Court, PI 6

Vote For 1

	TOTAL	VOTE %	Absentee	Early Voting	Election Day
Jane Bland	76	100.00%	2	34	40
Total Votes Cast	76	100.00%	2	34	40
Overvotes	0		0	0	0
Undervotes	30		0	13	17

REP Presiding Judge, Ct of Crim App

Vote For 1

	TOTAL	VOTE %	Absentee	Early Voting	Election Day
David J. Schenck	49	61.25%	0	23	26
Sharon Keller	31	38.75%	1	13	17
Total Votes Cast	80	100.00%	1	36	43
Overvotes	0		0	0	0
Undervotes	26		1	11	14

Precinct 0032

REP Judge, Ct of Crim App, PI 7

Vote For 1

	TOTAL	VOTE %	Absentee	Early Voting	Election Day
Gina Parker	52	66.67%	0	19	33
Barbara Parker Hervey	26	33.33%	1	16	9
Total Votes Cast	78	100.00%	1	35	42
Overvotes	0		0	0	0
Undervotes	28		1	12	15

REP Judge, Ct of Crim App, PI 8

Vote For 1

	TOTAL	VOTE %	Absentee	Early Voting	Election Day
Lee Finley	40	53.33%	0	16	24
Michelle Slaughter	35	46.67%	1	18	16
Total Votes Cast	75	100.00%	1	34	40
Overvotes	0		0	0	0
Undervotes	31		1	13	17

REP State Representative, Dist 6

Vote For 1

	TOTAL	VOTE %	Absentee	Early Voting	Election Day
Daniel Alders	76	100.00%	2	34	40
Total Votes Cast	76	100.00%	2	34	40
Overvotes	0		0	0	0
Undervotes	30		0	13	17

REP Justice, 12th Ct of Appeals District, PI 3

Vote For 1

	TOTAL	VOTE %	Absentee	Early Voting	Election Day
Greg Neeley	75	100.00%	2	34	39
Total Votes Cast	75	100.00%	2	34	39
Overvotes	0		0	0	0
Undervotes	31		0	13	18

REP Dist Judge, 7th Judicial Dist

Vote For 1

	TOTAL	VOTE %	Absentee	Early Voting	Election Day
Kerry L. Russell	82	100.00%	2	40	40
Total Votes Cast	82	100.00%	2	40	40
Overvotes	0		0	0	0
Undervotes	24		0	7	17

Precinct 0032

REP Dist Judge, 114th Judicial Dist

Vote For 1

	TOTAL	VOTE %	Absentee	Early Voting	Election Day
Austin Reeve Jackson	81	100.00%	2	38	41
Total Votes Cast	81	100.00%	2	38	41
Overvotes	0		0	0	0
Undervotes	25		0	9	16

REP Dist Judge, 475th Judicial Dist

Vote For 1

	TOTAL	VOTE %	Absentee	Early Voting	Election Day
Taylor Heaton	77	100.00%	2	37	38
Total Votes Cast	77	100.00%	2	37	38
Overvotes	0		0	0	0
Undervotes	29		0	10	19

REP Judge, Co Court at Law No. 2, Unexp

Vote For 1

	TOTAL	VOTE %	Absentee	Early Voting	Election Day
Sara Maynard	41	46.59%	1	24	16
Amy McCullough	47	53.41%	1	17	29
Total Votes Cast	88	100.00%	2	41	45
Overvotes	0		0	0	0
Undervotes	18		0	6	12

REP Sheriff

Vote For 1

	TOTAL	VOTE %	Absentee	Early Voting	Election Day
Chris V Green	42	42.42%	2	20	20
Larry R. Smith	57	57.58%	0	26	31
Total Votes Cast	99	100.00%	2	46	51
Overvotes	0		0	0	0
Undervotes	7		0	1	6

REP County Tax Assessor-Collector

Vote For 1

	TOTAL	VOTE %	Absentee	Early Voting	Election Day
Gary B Barber	85	100.00%	2	39	44
Total Votes Cast	85	100.00%	2	39	44
Overvotes	0		0	0	0
Undervotes	21		0	8	13

Precinct 0032

REP County Commissioner Pct 3

Vote For 1

	TOTAL	VOTE %	Absentee	Early Voting	Election Day
Rusty Smith	17	19.77%	0	8	9
J. Scott Herod	37	43.02%	1	17	19
Terry Phillips	32	37.21%	1	14	17
Total Votes Cast	86	100.00%	2	39	45
Overvotes	0		0	0	0
Undervotes	20		0	8	12

REP Constable Pct 4

Vote For 1

	TOTAL	VOTE %	Absentee	Early Voting	Election Day
Josh Joplin	85	100.00%	2	38	45
Total Votes Cast	85	100.00%	2	38	45
Overvotes	0		0	0	0
Undervotes	21		0	9	12

REP County Chair

Vote For 1

	TOTAL	VOTE %	Absentee	Early Voting	Election Day
David Stein	54	66.67%	2	24	28
Kevin McCall	27	33.33%	0	12	15
Total Votes Cast	81	100.00%	2	36	43
Overvotes	0		0	0	0
Undervotes	25		0	11	14

REP Proposition 1

Vote For 1

	TOTAL	VOTE %	Absentee	Early Voting	Election Day
YES	90	87.38%	1	39	50
NO	13	12.62%	1	6	6
Total Votes Cast	103	100.00%	2	45	56
Overvotes	0		0	0	0
Undervotes	3		0	2	1

REP Proposition 2

Vote For 1

	TOTAL	VOTE %	Absentee	Early Voting	Election Day
YES	101	96.19%	1	46	54
NO	4	3.81%	1	1	2
Total Votes Cast	105	100.00%	2	47	56
Overvotes	0		0	0	0
Undervotes	1		0	0	1

Precinct 0032

REP Proposition 3

Vote For 1

	TOTAL	VOTE %	Absentee	Early Voting	Election Day
YES	99	95.19%	0	45	54
NO	5	4.81%	2	1	2
Total Votes Cast	104	100.00%	2	46	56
Overvotes	0		0	0	0
Undervotes	2		0	1	1

REP Proposition 4

Vote For 1

	TOTAL	VOTE %	Absentee	Early Voting	Election Day
YES	98	93.33%	1	46	51
NO	7	6.67%	1	1	5
Total Votes Cast	105	100.00%	2	47	56
Overvotes	0		0	0	0
Undervotes	1		0	0	1

REP Proposition 5

Vote For 1

	TOTAL	VOTE %	Absentee	Early Voting	Election Day
YES	96	92.31%	0	45	51
NO	8	7.69%	2	2	4
Total Votes Cast	104	100.00%	2	47	55
Overvotes	0		0	0	0
Undervotes	2		0	0	2

REP Proposition 6

Vote For 1

	TOTAL	VOTE %	Absentee	Early Voting	Election Day
YES	94	91.26%	2	40	52
NO	9	8.74%	0	5	4
Total Votes Cast	103	100.00%	2	45	56
Overvotes	0		0	0	0
Undervotes	3		0	2	1

REP Proposition 7

Vote For 1

	TOTAL	VOTE %	Absentee	Early Voting	Election Day
YES	79	82.29%	0	35	44
NO	17	17.71%	1	6	10
Total Votes Cast	96	100.00%	1	41	54
Overvotes	0		0	0	0
Undervotes	10		1	6	3

Precinct 0032

REP Proposition 8

Vote For 1

	TOTAL	VOTE %	Absentee	Early Voting	Election Day
YES	99	96.12%	1	42	56
NO	4	3.88%	1	2	1
Total Votes Cast	103	100.00%	2	44	57
Overvotes	0		0	0	0
Undervotes	3		0	3	0

REP Proposition 9

Vote For 1

	TOTAL	VOTE %	Absentee	Early Voting	Election Day
YES	83	83.00%	1	34	48
NO	17	17.00%	1	9	7
Total Votes Cast	100	100.00%	2	43	55
Overvotes	0		0	0	0
Undervotes	6		0	4	2

REP Proposition 10

Vote For 1

	TOTAL	VOTE %	Absentee	Early Voting	Election Day
YES	99	95.19%	0	44	55
NO	5	4.81%	2	2	1
Total Votes Cast	104	100.00%	2	46	56
Overvotes	0		0	0	0
Undervotes	2		0	1	1

REP Proposition 11

Vote For 1

	TOTAL	VOTE %	Absentee	Early Voting	Election Day
YES	86	82.69%	1	34	51
NO	18	17.31%	1	11	6
Total Votes Cast	104	100.00%	2	45	57
Overvotes	0		0	0	0
Undervotes	2		0	2	0

REP Proposition 12

Vote For 1

	TOTAL	VOTE %	Absentee	Early Voting	Election Day
YES	102	97.14%	1	45	56
NO	3	2.86%	1	1	1
Total Votes Cast	105	100.00%	2	46	57
Overvotes	0		0	0	0
Undervotes	1		0	1	0

Precinct 0032

REP Proposition 13

Vote For 1

	TOTAL	VOTE %	Absentee	Early Voting	Election Day
YES	103	98.10%	1	46	56
NO	2	1.90%	1	0	1
Total Votes Cast	105	100.00%	2	46	57
Overvotes	0		0	0	0
Undervotes	1		0	1	0

DEM President

Vote For 1

	TOTAL	VOTE %	Absentee	Early Voting	Election Day
Gabriel A. Cornejo	0	0.00%	0	0	0
Joseph R. Biden Jr.	26	78.79%	4	10	12
Star Locke	0	0.00%	0	0	0
Dean Phillips	3	9.09%	0	0	3
Armando "Mando" Perez-Serrato	0	0.00%	0	0	0
Marianne Williamson	3	9.09%	0	0	3
Frankie Lozada	0	0.00%	0	0	0
Cenk Uygur	1	3.03%	0	0	1
Total Votes Cast	33	100.00%	4	10	19
Overvotes	0		0	0	0
Undervotes	1		0	0	1

DEM US Senator

Vote For 1

	TOTAL	VOTE %	Absentee	Early Voting	Election Day
Carl Oscar Sherman	4	12.12%	2	1	1
Meri Gomez	5	15.15%	0	1	4
Heli Rodriguez Prilliman	1	3.03%	0	0	1
Colin Allred	16	48.48%	2	6	8
Roland Gutierrez	3	9.09%	0	1	2
A. "Robert" Hassan	1	3.03%	0	0	1
Steven J. Keough	1	3.03%	0	1	0
Thierry Tchenko	0	0.00%	0	0	0
Mark Gonzalez	2	6.06%	0	0	2
Total Votes Cast	33	100.00%	4	10	19
Overvotes	0		0	0	0
Undervotes	1		0	0	1

Precinct 0032

DEM Railroad Commissioner

Vote For 1

	TOTAL	VOTE %	Absentee	Early Voting	Election Day
Katherine Culbert	22	73.33%	3	7	12
Bill Burch	8	26.67%	1	3	4
Total Votes Cast	30	100.00%	4	10	16
Overvotes	0		0	0	0
Undervotes	4		0	0	4

DEM Justice, Supreme Court, PI 2

Vote For 1

	TOTAL	VOTE %	Absentee	Early Voting	Election Day
DaSean Jones	24	80.00%	3	7	14
Randy Sarosdy	6	20.00%	1	1	4
Total Votes Cast	30	100.00%	4	8	18
Overvotes	0		0	0	0
Undervotes	4		0	2	2

DEM Justice, Supreme Court, PI 4

Vote For 1

	TOTAL	VOTE %	Absentee	Early Voting	Election Day
Christine Vinh Weems	27	100.00%	3	7	17
Total Votes Cast	27	100.00%	3	7	17
Overvotes	0		0	0	0
Undervotes	7		1	3	3

DEM Justice, Supreme Court, PI 6

Vote For 1

	TOTAL	VOTE %	Absentee	Early Voting	Election Day
Joe Pool	9	30.00%	1	2	6
Bonnie Lee Goldstein	21	70.00%	3	7	11
Total Votes Cast	30	100.00%	4	9	17
Overvotes	0		0	0	0
Undervotes	4		0	1	3

DEM Presiding Judge, Ct of Crim App

Vote For 1

	TOTAL	VOTE %	Absentee	Early Voting	Election Day
Holly Taylor	26	100.00%	3	7	16
Total Votes Cast	26	100.00%	3	7	16
Overvotes	0		0	0	0
Undervotes	8		1	3	4

Precinct 0032

DEM Judge, Ct of Crim App, PI 7

Vote For 1

	TOTAL	VOTE %	Absentee	Early Voting	Election Day
Nancy Mulder	23	100.00%	3	6	14
Total Votes Cast	23	100.00%	3	6	14
Overvotes	0		0	0	0
Undervotes	11		1	4	6

DEM Judge, Ct of Crim App, PI 8

Vote For 1

	TOTAL	VOTE %	Absentee	Early Voting	Election Day
Chika Anyiam	24	100.00%	3	7	14
Total Votes Cast	24	100.00%	3	7	14
Overvotes	0		0	0	0
Undervotes	10		1	3	6

DEM State Representative, Dist 6

Vote For 1

	TOTAL	VOTE %	Absentee	Early Voting	Election Day
Cody J Grace	26	100.00%	3	7	16
Total Votes Cast	26	100.00%	3	7	16
Overvotes	0		0	0	0
Undervotes	8		1	3	4

DEM County Commissioner Pct 3

Vote For 1

	TOTAL	VOTE %	Absentee	Early Voting	Election Day
Dave Hansen	6	17.65%	1	1	4
Edith Mayfield Wilson	28	82.35%	3	9	16
Total Votes Cast	34	100.00%	4	10	20
Overvotes	0		0	0	0
Undervotes	0		0	0	0

DEM County Chair

Vote For 1

	TOTAL	VOTE %	Absentee	Early Voting	Election Day
Hector Garza	26	100.00%	4	7	15
Total Votes Cast	26	100.00%	4	7	15
Overvotes	0		0	0	0
Undervotes	8		0	3	5

Precinct 0033

Statistics

	TOTAL	Absentee	Early Voting	Election Day
Registered Voters - Total	1,141			
Ballots Cast - Total	286	10	146	130
Ballots Cast - Republican Party	265	8	141	116
Ballots Cast - Democratic Party	21	2	5	14
Ballots Cast - Blank	0	0	0	0
Voter Turnout - Total	25.07%			
Voter Turnout - Republican Party	0.00%			
Voter Turnout - Democratic Party	0.00%			

REP President

Vote For 1

	TOTAL	VOTE %	Absentee	Early Voting	Election Day
Asa Hutchinson	0	0.00%	0	0	0
Donald J. Trump	211	79.62%	5	118	88
Ron DeSantis	3	1.13%	0	1	2
Vivek Ramaswamy	0	0.00%	0	0	0
David Stuckenberg	0	0.00%	0	0	0
Chris Christie	1	0.38%	1	0	0
Ryan L. Binkley	0	0.00%	0	0	0
Nikki Haley	45	16.98%	2	18	25
Uncommitted	5	1.89%	0	4	1
Total Votes Cast	265	100.00%	8	141	116
Overvotes	0		0	0	0
Undervotes	0		0	0	0

REP US Senator

Vote For 1

	TOTAL	VOTE %	Absentee	Early Voting	Election Day
R E (Rufus) Lopez	15	6.05%	1	8	6
Ted Cruz	229	92.34%	6	122	101
Holland "Redd" Gibson	4	1.61%	0	1	3
Total Votes Cast	248	100.00%	7	131	110
Overvotes	0		0	0	0
Undervotes	17		1	10	6

REP US Representative, Dist 1

Vote For 1

	TOTAL	VOTE %	Absentee	Early Voting	Election Day
Nathaniel Moran	196	100.00%	6	102	88
Total Votes Cast	196	100.00%	6	102	88
Overvotes	0		0	0	0
Undervotes	69		2	39	28

Precinct 0033

REP Railroad Commissioner

Vote For 1

	TOTAL	VOTE %	Absentee	Early Voting	Election Day
Corey Howell	19	8.92%	0	6	13
Petra Reyes	10	4.69%	0	5	5
Christie Clark	42	19.72%	1	22	19
James "Jim" Matlock	33	15.49%	0	16	17
Christi Craddick	109	51.17%	6	65	38
Total Votes Cast	213	100.00%	7	114	92
Overvotes	0		0	0	0
Undervotes	52		1	27	24

REP Justice, Supreme Court, PI 2

Vote For 1

	TOTAL	VOTE %	Absentee	Early Voting	Election Day
Jimmy Blacklock	187	100.00%	6	93	88
Total Votes Cast	187	100.00%	6	93	88
Overvotes	0		0	0	0
Undervotes	78		2	48	28

REP Justice, Supreme Court, PI 4

Vote For 1

	TOTAL	VOTE %	Absentee	Early Voting	Election Day
John Devine	107	53.50%	2	55	50
Brian Walker	93	46.50%	4	54	35
Total Votes Cast	200	100.00%	6	109	85
Overvotes	0		0	0	0
Undervotes	65		2	32	31

REP Justice, Supreme Court, PI 6

Vote For 1

	TOTAL	VOTE %	Absentee	Early Voting	Election Day
Jane Bland	167	100.00%	5	84	78
Total Votes Cast	167	100.00%	5	84	78
Overvotes	0		0	0	0
Undervotes	98		3	57	38

REP Presiding Judge, Ct of Crim App

Vote For 1

	TOTAL	VOTE %	Absentee	Early Voting	Election Day
David J. Schenck	130	62.80%	3	74	53
Sharon Keller	77	37.20%	4	33	40
Total Votes Cast	207	100.00%	7	107	93
Overvotes	0		0	0	0
Undervotes	58		1	34	23

Precinct 0033

REP Judge, Ct of Crim App, PI 7

Vote For 1

	TOTAL	VOTE %		Absentee	Early Voting	Election Day
Gina Parker	144	70.94%		3	84	57
Barbara Parker Hervey	59	29.06%		3	23	33
Total Votes Cast	203	100.00%		6	107	90
Overvotes	0			0	0	0
Undervotes	62			2	34	26

REP Judge, Ct of Crim App, PI 8

Vote For 1

	TOTAL	VOTE %		Absentee	Early Voting	Election Day
Lee Finley	103	52.28%		1	62	40
Michelle Slaughter	94	47.72%		5	39	50
Total Votes Cast	197	100.00%		6	101	90
Overvotes	0			0	0	0
Undervotes	68			2	40	26

REP State Representative, Dist 6

Vote For 1

	TOTAL	VOTE %		Absentee	Early Voting	Election Day
Daniel Alders	186	100.00%		6	92	88
Total Votes Cast	186	100.00%		6	92	88
Overvotes	0			0	0	0
Undervotes	79			2	49	28

REP Justice, 12th Ct of Appeals District, PI 3

Vote For 1

	TOTAL	VOTE %		Absentee	Early Voting	Election Day
Greg Neeley	185	100.00%		6	94	85
Total Votes Cast	185	100.00%		6	94	85
Overvotes	0			0	0	0
Undervotes	80			2	47	31

REP Dist Judge, 7th Judicial Dist

Vote For 1

	TOTAL	VOTE %		Absentee	Early Voting	Election Day
Kerry L. Russell	190	100.00%		6	97	87
Total Votes Cast	190	100.00%		6	97	87
Overvotes	0			0	0	0
Undervotes	75			2	44	29

Precinct 0033

REP Dist Judge, 114th Judicial Dist

Vote For 1

	TOTAL	VOTE %	Absentee	Early Voting	Election Day
Austin Reeve Jackson	188	100.00%	6	94	88
Total Votes Cast	188	100.00%	6	94	88
Overvotes	0		0	0	0
Undervotes	77		2	47	28

REP Dist Judge, 475th Judicial Dist

Vote For 1

	TOTAL	VOTE %	Absentee	Early Voting	Election Day
Taylor Heaton	184	100.00%	6	92	86
Total Votes Cast	184	100.00%	6	92	86
Overvotes	0		0	0	0
Undervotes	81		2	49	30

REP Judge, Co Court at Law No. 2, Unexp

Vote For 1

	TOTAL	VOTE %	Absentee	Early Voting	Election Day
Sara Maynard	129	59.45%	4	69	56
Amy McCullough	88	40.55%	2	49	37
Total Votes Cast	217	100.00%	6	118	93
Overvotes	0		0	0	0
Undervotes	48		2	23	23

REP Sheriff

Vote For 1

	TOTAL	VOTE %	Absentee	Early Voting	Election Day
Chris V Green	84	34.29%	3	37	44
Larry R. Smith	161	65.71%	4	95	62
Total Votes Cast	245	100.00%	7	132	106
Overvotes	0		0	0	0
Undervotes	20		1	9	10

REP County Tax Assessor-Collector

Vote For 1

	TOTAL	VOTE %	Absentee	Early Voting	Election Day
Gary B Barber	212	100.00%	7	111	94
Total Votes Cast	212	100.00%	7	111	94
Overvotes	0		0	0	0
Undervotes	53		1	30	22

Precinct 0033

REP County Commissioner Pct 1

Vote For 1

	TOTAL	VOTE %	Absentee	Early Voting	Election Day
Christina Drewry	119	54.59%	1	61	57
Pam Frederick	99	45.41%	5	56	38
Total Votes Cast	218	100.00%	6	117	95
Overvotes	0		0	0	0
Undervotes	47		2	24	21

REP Constable Pct 2

Vote For 1

	TOTAL	VOTE %	Absentee	Early Voting	Election Day
Wayne Allen	185	100.00%	5	92	88
Total Votes Cast	185	100.00%	5	92	88
Overvotes	0		0	0	0
Undervotes	80		3	49	28

REP County Chair

Vote For 1

	TOTAL	VOTE %	Absentee	Early Voting	Election Day
David Stein	119	61.98%	4	63	52
Kevin McCall	73	38.02%	3	36	34
Total Votes Cast	192	100.00%	7	99	86
Overvotes	0		0	0	0
Undervotes	73		1	42	30

REP Proposition 1

Vote For 1

	TOTAL	VOTE %	Absentee	Early Voting	Election Day
YES	192	75.59%	1	107	84
NO	62	24.41%	7	29	26
Total Votes Cast	254	100.00%	8	136	110
Overvotes	0		0	0	0
Undervotes	11		0	5	6

REP Proposition 2

Vote For 1

	TOTAL	VOTE %	Absentee	Early Voting	Election Day
YES	241	92.69%	6	126	109
NO	19	7.31%	2	11	6
Total Votes Cast	260	100.00%	8	137	115
Overvotes	0		0	0	0
Undervotes	5		0	4	1

Precinct 0033

REP Proposition 3

Vote For 1

	TOTAL	VOTE %	Absentee	Early Voting	Election Day
YES	241	94.14%	7	129	105
NO	15	5.86%	1	7	7
Total Votes Cast	256	100.00%	8	136	112
Overvotes	0		0	0	0
Undervotes	9		0	5	4

REP Proposition 4

Vote For 1

	TOTAL	VOTE %	Absentee	Early Voting	Election Day
YES	235	91.80%	4	128	103
NO	21	8.20%	4	8	9
Total Votes Cast	256	100.00%	8	136	112
Overvotes	0		0	0	0
Undervotes	9		0	5	4

REP Proposition 5

Vote For 1

	TOTAL	VOTE %	Absentee	Early Voting	Election Day
YES	227	88.67%	6	123	98
NO	29	11.33%	2	14	13
Total Votes Cast	256	100.00%	8	137	111
Overvotes	0		0	0	0
Undervotes	9		0	4	5

REP Proposition 6

Vote For 1

	TOTAL	VOTE %	Absentee	Early Voting	Election Day
YES	220	87.30%	5	117	98
NO	32	12.70%	3	16	13
Total Votes Cast	252	100.00%	8	133	111
Overvotes	0		0	0	0
Undervotes	13		0	8	5

REP Proposition 7

Vote For 1

	TOTAL	VOTE %	Absentee	Early Voting	Election Day
YES	170	73.59%	2	93	75
NO	61	26.41%	6	28	27
Total Votes Cast	231	100.00%	8	121	102
Overvotes	0		0	0	0
Undervotes	34		0	20	14

Precinct 0033

REP Proposition 8

Vote For 1

	TOTAL	VOTE %	Absentee	Early Voting	Election Day
YES	236	91.12%	4	126	106
NO	23	8.88%	4	10	9
Total Votes Cast	259	100.00%	8	136	115
Overvotes	0		0	0	0
Undervotes	6		0	5	1

REP Proposition 9

Vote For 1

	TOTAL	VOTE %	Absentee	Early Voting	Election Day
YES	191	74.90%	7	105	79
NO	64	25.10%	1	30	33
Total Votes Cast	255	100.00%	8	135	112
Overvotes	0		0	0	0
Undervotes	10		0	6	4

REP Proposition 10

Vote For 1

	TOTAL	VOTE %	Absentee	Early Voting	Election Day
YES	232	91.34%	6	122	104
NO	22	8.66%	2	12	8
Total Votes Cast	254	100.00%	8	134	112
Overvotes	0		0	0	0
Undervotes	11		0	7	4

REP Proposition 11

Vote For 1

	TOTAL	VOTE %	Absentee	Early Voting	Election Day
YES	195	76.77%	3	106	86
NO	59	23.23%	5	27	27
Total Votes Cast	254	100.00%	8	133	113
Overvotes	0		0	0	0
Undervotes	11		0	8	3

REP Proposition 12

Vote For 1

	TOTAL	VOTE %	Absentee	Early Voting	Election Day
YES	255	97.70%	8	135	112
NO	6	2.30%	0	3	3
Total Votes Cast	261	100.00%	8	138	115
Overvotes	0		0	0	0
Undervotes	4		0	3	1

Precinct 0033

REP Proposition 13

Vote For 1

	TOTAL	VOTE %	Absentee	Early Voting	Election Day
YES	251	95.80%	7	133	111
NO	11	4.20%	1	6	4
Total Votes Cast	262	100.00%	8	139	115
Overvotes	0		0	0	0
Undervotes	3		0	2	1

DEM President

Vote For 1

	TOTAL	VOTE %	Absentee	Early Voting	Election Day
Gabriel A. Cornejo	1	4.76%	0	0	1
Joseph R. Biden Jr.	18	85.71%	2	5	11
Star Locke	0	0.00%	0	0	0
Dean Phillips	0	0.00%	0	0	0
Armando "Mando" Perez-Serrato	1	4.76%	0	0	1
Marianne Williamson	1	4.76%	0	0	1
Frankie Lozada	0	0.00%	0	0	0
Cenk Uygur	0	0.00%	0	0	0
Total Votes Cast	21	100.00%	2	5	14
Overvotes	0		0	0	0
Undervotes	0		0	0	0

DEM US Senator

Vote For 1

	TOTAL	VOTE %	Absentee	Early Voting	Election Day
Carl Oscar Sherman	1	5.00%	0	0	1
Meri Gomez	1	5.00%	0	0	1
Heli Rodriguez Prilliman	0	0.00%	0	0	0
Colin Allred	12	60.00%	1	5	6
Roland Gutierrez	3	15.00%	0	0	3
A. "Robert" Hassan	0	0.00%	0	0	0
Steven J. Keough	1	5.00%	0	0	1
Thierry Tchenko	0	0.00%	0	0	0
Mark Gonzalez	2	10.00%	0	0	2
Total Votes Cast	20	100.00%	1	5	14
Overvotes	0		0	0	0
Undervotes	1		1	0	0

Precinct 0033

DEM Railroad Commissioner

Vote For 1

	TOTAL	VOTE %	Absentee	Early Voting	Election Day
Katherine Culbert	11	55.00%	2	2	7
Bill Burch	9	45.00%	0	3	6
Total Votes Cast	20	100.00%	2	5	13
Overvotes	0		0	0	0
Undervotes	1		0	0	1

DEM Justice, Supreme Court, PI 2

Vote For 1

	TOTAL	VOTE %	Absentee	Early Voting	Election Day
DaSean Jones	11	55.00%	1	3	7
Randy Sarosdy	9	45.00%	1	1	7
Total Votes Cast	20	100.00%	2	4	14
Overvotes	0		0	0	0
Undervotes	1		0	1	0

DEM Justice, Supreme Court, PI 4

Vote For 1

	TOTAL	VOTE %	Absentee	Early Voting	Election Day
Christine Vinh Weems	17	100.00%	2	4	11
Total Votes Cast	17	100.00%	2	4	11
Overvotes	0		0	0	0
Undervotes	4		0	1	3

DEM Justice, Supreme Court, PI 6

Vote For 1

	TOTAL	VOTE %	Absentee	Early Voting	Election Day
Joe Pool	1	5.00%	1	0	0
Bonnie Lee Goldstein	19	95.00%	1	4	14
Total Votes Cast	20	100.00%	2	4	14
Overvotes	0		0	0	0
Undervotes	1		0	1	0

DEM Presiding Judge, Ct of Crim App

Vote For 1

	TOTAL	VOTE %	Absentee	Early Voting	Election Day
Holly Taylor	17	100.00%	2	4	11
Total Votes Cast	17	100.00%	2	4	11
Overvotes	0		0	0	0
Undervotes	4		0	1	3

Precinct 0033

DEM Judge, Ct of Crim App, PI 7

Vote For 1

	TOTAL	VOTE %	Absentee	Early Voting	Election Day
Nancy Mulder	18	100.00%	2	4	12
Total Votes Cast	18	100.00%	2	4	12
Overvotes	0		0	0	0
Undervotes	3		0	1	2

DEM Judge, Ct of Crim App, PI 8

Vote For 1

	TOTAL	VOTE %	Absentee	Early Voting	Election Day
Chika Anyiam	15	100.00%	2	4	9
Total Votes Cast	15	100.00%	2	4	9
Overvotes	0		0	0	0
Undervotes	6		0	1	5

DEM State Representative, Dist 6

Vote For 1

	TOTAL	VOTE %	Absentee	Early Voting	Election Day
Cody J Grace	18	100.00%	2	4	12
Total Votes Cast	18	100.00%	2	4	12
Overvotes	0		0	0	0
Undervotes	3		0	1	2

DEM County Chair

Vote For 1

	TOTAL	VOTE %	Absentee	Early Voting	Election Day
Hector Garza	17	100.00%	2	4	11
Total Votes Cast	17	100.00%	2	4	11
Overvotes	0		0	0	0
Undervotes	4		0	1	3

Precinct 0034

Statistics

	TOTAL	Absentee	Early Voting	Election Day
Registered Voters - Total	1,251			
Ballots Cast - Total	270	17	146	107
Ballots Cast - Republican Party	62	3	34	25
Ballots Cast - Democratic Party	208	14	112	82
Ballots Cast - Blank	0	0	0	0
Voter Turnout - Total	21.58%			
Voter Turnout - Republican Party	0.00%			
Voter Turnout - Democratic Party	0.00%			

REP President

Vote For 1

	TOTAL	VOTE %	Absentee	Early Voting	Election Day
Asa Hutchinson	0	0.00%	0	0	0
Donald J. Trump	46	74.19%	3	23	20
Ron DeSantis	0	0.00%	0	0	0
Vivek Ramaswamy	0	0.00%	0	0	0
David Stuckenberg	0	0.00%	0	0	0
Chris Christie	0	0.00%	0	0	0
Ryan L. Binkley	0	0.00%	0	0	0
Nikki Haley	13	20.97%	0	8	5
Uncommitted	3	4.84%	0	3	0
Total Votes Cast	62	100.00%	3	34	25
Overvotes	0		0	0	0
Undervotes	0		0	0	0

REP US Senator

Vote For 1

	TOTAL	VOTE %	Absentee	Early Voting	Election Day
R E (Rufus) Lopez	8	13.33%	0	8	0
Ted Cruz	50	83.33%	3	24	23
Holland "Redd" Gibson	2	3.33%	0	0	2
Total Votes Cast	60	100.00%	3	32	25
Overvotes	0		0	0	0
Undervotes	2		0	2	0

REP US Representative, Dist 1

Vote For 1

	TOTAL	VOTE %	Absentee	Early Voting	Election Day
Nathaniel Moran	49	100.00%	3	28	18
Total Votes Cast	49	100.00%	3	28	18
Overvotes	0		0	0	0
Undervotes	13		0	6	7

Precinct 0034

REP Railroad Commissioner

Vote For 1

	TOTAL	VOTE %	Absentee	Early Voting	Election Day
Corey Howell	2	3.51%	1	0	1
Petra Reyes	3	5.26%	0	2	1
Christie Clark	13	22.81%	1	6	6
James "Jim" Matlock	10	17.54%	0	4	6
Christi Craddick	29	50.88%	1	19	9
Total Votes Cast	57	100.00%	3	31	23
Overvotes	0		0	0	0
Undervotes	5		0	3	2

REP Justice, Supreme Court, PI 2

Vote For 1

	TOTAL	VOTE %	Absentee	Early Voting	Election Day
Jimmy Blacklock	51	100.00%	3	29	19
Total Votes Cast	51	100.00%	3	29	19
Overvotes	0		0	0	0
Undervotes	11		0	5	6

REP Justice, Supreme Court, PI 4

Vote For 1

	TOTAL	VOTE %	Absentee	Early Voting	Election Day
John Devine	28	50.00%	1	13	14
Brian Walker	28	50.00%	2	17	9
Total Votes Cast	56	100.00%	3	30	23
Overvotes	0		0	0	0
Undervotes	6		0	4	2

REP Justice, Supreme Court, PI 6

Vote For 1

	TOTAL	VOTE %	Absentee	Early Voting	Election Day
Jane Bland	45	100.00%	3	26	16
Total Votes Cast	45	100.00%	3	26	16
Overvotes	0		0	0	0
Undervotes	17		0	8	9

REP Presiding Judge, Ct of Crim App

Vote For 1

	TOTAL	VOTE %	Absentee	Early Voting	Election Day
David J. Schenck	32	58.18%	2	16	14
Sharon Keller	23	41.82%	1	13	9
Total Votes Cast	55	100.00%	3	29	23
Overvotes	0		0	0	0
Undervotes	7		0	5	2

Precinct 0034

REP Judge, Ct of Crim App, PI 7

Vote For 1

	TOTAL	VOTE %	Absentee	Early Voting	Election Day
Gina Parker	38	67.86%	2	19	17
Barbara Parker Hervey	18	32.14%	1	11	6
Total Votes Cast	56	100.00%	3	30	23
Overvotes	0		0	0	0
Undervotes	6		0	4	2

REP Judge, Ct of Crim App, PI 8

Vote For 1

	TOTAL	VOTE %	Absentee	Early Voting	Election Day
Lee Finley	24	44.44%	2	9	13
Michelle Slaughter	30	55.56%	1	21	8
Total Votes Cast	54	100.00%	3	30	21
Overvotes	0		0	0	0
Undervotes	8		0	4	4

REP State Representative, Dist 6

Vote For 1

	TOTAL	VOTE %	Absentee	Early Voting	Election Day
Daniel Alders	50	100.00%	3	28	19
Total Votes Cast	50	100.00%	3	28	19
Overvotes	0		0	0	0
Undervotes	12		0	6	6

REP Justice, 12th Ct of Appeals District, PI 3

Vote For 1

	TOTAL	VOTE %	Absentee	Early Voting	Election Day
Greg Neeley	47	100.00%	3	27	17
Total Votes Cast	47	100.00%	3	27	17
Overvotes	0		0	0	0
Undervotes	15		0	7	8

REP Dist Judge, 7th Judicial Dist

Vote For 1

	TOTAL	VOTE %	Absentee	Early Voting	Election Day
Kerry L. Russell	49	100.00%	3	27	19
Total Votes Cast	49	100.00%	3	27	19
Overvotes	0		0	0	0
Undervotes	13		0	7	6

Precinct 0034

REP Dist Judge, 114th Judicial Dist

Vote For 1

	TOTAL	VOTE %	Absentee	Early Voting	Election Day
Austin Reeve Jackson	49	100.00%	3	28	18
Total Votes Cast	49	100.00%	3	28	18
Overvotes	0		0	0	0
Undervotes	13		0	6	7

REP Dist Judge, 475th Judicial Dist

Vote For 1

	TOTAL	VOTE %	Absentee	Early Voting	Election Day
Taylor Heaton	50	100.00%	3	28	19
Total Votes Cast	50	100.00%	3	28	19
Overvotes	0		0	0	0
Undervotes	12		0	6	6

REP Judge, Co Court at Law No. 2, Unexp

Vote For 1

	TOTAL	VOTE %	Absentee	Early Voting	Election Day
Sara Maynard	32	56.14%	1	18	13
Amy McCullough	25	43.86%	2	13	10
Total Votes Cast	57	100.00%	3	31	23
Overvotes	0		0	0	0
Undervotes	5		0	3	2

REP Sheriff

Vote For 1

	TOTAL	VOTE %	Absentee	Early Voting	Election Day
Chris V Green	15	25.86%	0	9	6
Larry R. Smith	43	74.14%	3	23	17
Total Votes Cast	58	100.00%	3	32	23
Overvotes	0		0	0	0
Undervotes	4		0	2	2

REP County Tax Assessor-Collector

Vote For 1

	TOTAL	VOTE %	Absentee	Early Voting	Election Day
Gary B Barber	53	100.00%	3	30	20
Total Votes Cast	53	100.00%	3	30	20
Overvotes	0		0	0	0
Undervotes	9		0	4	5

Precinct 0034

REP County Chair

Vote For 1

	TOTAL	VOTE %	Absentee	Early Voting	Election Day
David Stein	36	66.67%	2	20	14
Kevin McCall	18	33.33%	0	10	8
Total Votes Cast	54	100.00%	2	30	22
Overvotes	0		0	0	0
Undervotes	8		1	4	3

REP Proposition 1

Vote For 1

	TOTAL	VOTE %	Absentee	Early Voting	Election Day
YES	43	72.88%	1	25	17
NO	16	27.12%	1	7	8
Total Votes Cast	59	100.00%	2	32	25
Overvotes	0		0	0	0
Undervotes	3		1	2	0

REP Proposition 2

Vote For 1

	TOTAL	VOTE %	Absentee	Early Voting	Election Day
YES	58	95.08%	3	30	25
NO	3	4.92%	0	3	0
Total Votes Cast	61	100.00%	3	33	25
Overvotes	0		0	0	0
Undervotes	1		0	1	0

REP Proposition 3

Vote For 1

	TOTAL	VOTE %	Absentee	Early Voting	Election Day
YES	55	91.67%	3	30	22
NO	5	8.33%	0	3	2
Total Votes Cast	60	100.00%	3	33	24
Overvotes	0		0	0	0
Undervotes	2		0	1	1

REP Proposition 4

Vote For 1

	TOTAL	VOTE %	Absentee	Early Voting	Election Day
YES	54	88.52%	3	28	23
NO	7	11.48%	0	5	2
Total Votes Cast	61	100.00%	3	33	25
Overvotes	0		0	0	0
Undervotes	1		0	1	0

Precinct 0034

REP Proposition 5

Vote For 1

	TOTAL	VOTE %	Absentee	Early Voting	Election Day
YES	53	86.89%	3	27	23
NO	8	13.11%	0	6	2
Total Votes Cast	61	100.00%	3	33	25
Overvotes	0		0	0	0
Undervotes	1		0	1	0

REP Proposition 6

Vote For 1

	TOTAL	VOTE %	Absentee	Early Voting	Election Day
YES	56	91.80%	2	31	23
NO	5	8.20%	1	2	2
Total Votes Cast	61	100.00%	3	33	25
Overvotes	0		0	0	0
Undervotes	1		0	1	0

REP Proposition 7

Vote For 1

	TOTAL	VOTE %	Absentee	Early Voting	Election Day
YES	45	76.27%	1	21	23
NO	14	23.73%	2	10	2
Total Votes Cast	59	100.00%	3	31	25
Overvotes	0		0	0	0
Undervotes	3		0	3	0

REP Proposition 8

Vote For 1

	TOTAL	VOTE %	Absentee	Early Voting	Election Day
YES	57	95.00%	3	31	23
NO	3	5.00%	0	2	1
Total Votes Cast	60	100.00%	3	33	24
Overvotes	0		0	0	0
Undervotes	2		0	1	1

REP Proposition 9

Vote For 1

	TOTAL	VOTE %	Absentee	Early Voting	Election Day
YES	41	68.33%	3	20	18
NO	19	31.67%	0	12	7
Total Votes Cast	60	100.00%	3	32	25
Overvotes	0		0	0	0
Undervotes	2		0	2	0

Precinct 0034

REP Proposition 10

Vote For 1

	TOTAL	VOTE %	Absentee	Early Voting	Election Day
YES	57	93.44%	3	30	24
NO	4	6.56%	0	3	1
Total Votes Cast	61	100.00%	3	33	25
Overvotes	0		0	0	0
Undervotes	1		0	1	0

REP Proposition 11

Vote For 1

	TOTAL	VOTE %	Absentee	Early Voting	Election Day
YES	50	81.97%	3	27	20
NO	11	18.03%	0	6	5
Total Votes Cast	61	100.00%	3	33	25
Overvotes	0		0	0	0
Undervotes	1		0	1	0

REP Proposition 12

Vote For 1

	TOTAL	VOTE %	Absentee	Early Voting	Election Day
YES	58	93.55%	3	30	25
NO	4	6.45%	0	4	0
Total Votes Cast	62	100.00%	3	34	25
Overvotes	0		0	0	0
Undervotes	0		0	0	0

REP Proposition 13

Vote For 1

	TOTAL	VOTE %	Absentee	Early Voting	Election Day
YES	59	95.16%	3	32	24
NO	3	4.84%	0	2	1
Total Votes Cast	62	100.00%	3	34	25
Overvotes	0		0	0	0
Undervotes	0		0	0	0

Precinct 0034

DEM President

Vote For 1

	TOTAL	VOTE %	Absentee	Early Voting	Election Day
Gabriel A. Cornejo	5	2.55%	0	2	3
Joseph R. Biden Jr.	174	88.78%	9	100	65
Star Locke	1	0.51%	0	0	1
Dean Phillips	6	3.06%	0	2	4
Armando "Mando" Perez-Serrato	2	1.02%	2	0	0
Marianne Williamson	6	3.06%	0	2	4
Frankie Lozada	2	1.02%	0	2	0
Cenk Uygur	0	0.00%	0	0	0
Total Votes Cast	196	100.00%	11	108	77
Overvotes	0		0	0	0
Undervotes	12		3	4	5

DEM US Senator

Vote For 1

	TOTAL	VOTE %	Absentee	Early Voting	Election Day
Carl Oscar Sherman	40	21.16%	2	24	14
Meri Gomez	7	3.70%	0	3	4
Heli Rodriguez Prilliman	6	3.17%	0	1	5
Colin Allred	100	52.91%	7	61	32
Roland Gutierrez	8	4.23%	1	4	3
A. "Robert" Hassan	3	1.59%	0	1	2
Steven J. Keough	8	4.23%	0	4	4
Thierry Tchenko	2	1.06%	0	0	2
Mark Gonzalez	15	7.94%	2	5	8
Total Votes Cast	189	100.00%	12	103	74
Overvotes	0		0	0	0
Undervotes	19		2	9	8

DEM Railroad Commissioner

Vote For 1

	TOTAL	VOTE %	Absentee	Early Voting	Election Day
Katherine Culbert	137	75.27%	10	73	54
Bill Burch	45	24.73%	3	24	18
Total Votes Cast	182	100.00%	13	97	72
Overvotes	0		0	0	0
Undervotes	26		1	15	10

Precinct 0034

DEM Justice, Supreme Court, PI 2

Vote For 1

	TOTAL	VOTE %	Absentee	Early Voting	Election Day
DaSean Jones	140	80.00%	9	75	56
Randy Sarosdy	35	20.00%	3	19	13
Total Votes Cast	175	100.00%	12	94	69
Overvotes	0		0	0	0
Undervotes	33		2	18	13

DEM Justice, Supreme Court, PI 4

Vote For 1

	TOTAL	VOTE %	Absentee	Early Voting	Election Day
Christine Vinh Weems	157	100.00%	12	82	63
Total Votes Cast	157	100.00%	12	82	63
Overvotes	0		0	0	0
Undervotes	51		2	30	19

DEM Justice, Supreme Court, PI 6

Vote For 1

	TOTAL	VOTE %	Absentee	Early Voting	Election Day
Joe Pool	74	42.29%	3	43	28
Bonnie Lee Goldstein	101	57.71%	10	53	38
Total Votes Cast	175	100.00%	13	96	66
Overvotes	0		0	0	0
Undervotes	33		1	16	16

DEM Presiding Judge, Ct of Crim App

Vote For 1

	TOTAL	VOTE %	Absentee	Early Voting	Election Day
Holly Taylor	160	100.00%	12	84	64
Total Votes Cast	160	100.00%	12	84	64
Overvotes	0		0	0	0
Undervotes	48		2	28	18

DEM Judge, Ct of Crim App, PI 7

Vote For 1

	TOTAL	VOTE %	Absentee	Early Voting	Election Day
Nancy Mulder	156	100.00%	12	79	65
Total Votes Cast	156	100.00%	12	79	65
Overvotes	0		0	0	0
Undervotes	52		2	33	17

Precinct 0034

DEM Judge, Ct of Crim App, PI 8

Vote For 1

	TOTAL	VOTE %	Absentee	Early Voting	Election Day
Chika Anyiam	154	100.00%	12	79	63
Total Votes Cast	154	100.00%	12	79	63
Overvotes	0		0	0	0
Undervotes	54		2	33	19

DEM State Representative, Dist 6

Vote For 1

	TOTAL	VOTE %	Absentee	Early Voting	Election Day
Cody J Grace	148	100.00%	12	73	63
Total Votes Cast	148	100.00%	12	73	63
Overvotes	0		0	0	0
Undervotes	60		2	39	19

DEM Constable Pct 1

Vote For 1

	TOTAL	VOTE %	Absentee	Early Voting	Election Day
Ralph Caraway Jr	141	68.12%	10	74	57
Derrick P Holman	11	5.31%	1	6	4
Willie Mims	55	26.57%	3	31	21
Total Votes Cast	207	100.00%	14	111	82
Overvotes	0		0	0	0
Undervotes	1		0	1	0

DEM County Chair

Vote For 1

	TOTAL	VOTE %	Absentee	Early Voting	Election Day
Hector Garza	160	100.00%	12	83	65
Total Votes Cast	160	100.00%	12	83	65
Overvotes	0		0	0	0
Undervotes	48		2	29	17

Precinct 0035

Statistics

	TOTAL	Absentee	Early Voting	Election Day
Registered Voters - Total	2,869			
Ballots Cast - Total	550	32	288	230
Ballots Cast - Republican Party	313	8	164	141
Ballots Cast - Democratic Party	237	24	124	89
Ballots Cast - Blank	0	0	0	0
Voter Turnout - Total	19.17%			
Voter Turnout - Republican Party	0.00%			
Voter Turnout - Democratic Party	0.00%			

REP President

Vote For 1

	TOTAL	VOTE %	Absentee	Early Voting	Election Day
Asa Hutchinson	0	0.00%	0	0	0
Donald J. Trump	240	77.17%	5	121	114
Ron DeSantis	5	1.61%	0	3	2
Vivek Ramaswamy	0	0.00%	0	0	0
David Stuckenberg	0	0.00%	0	0	0
Chris Christie	0	0.00%	0	0	0
Ryan L. Binkley	0	0.00%	0	0	0
Nikki Haley	59	18.97%	3	34	22
Uncommitted	7	2.25%	0	4	3
Total Votes Cast	311	100.00%	8	162	141
Overvotes	0		0	0	0
Undervotes	2		0	2	0

REP US Senator

Vote For 1

	TOTAL	VOTE %	Absentee	Early Voting	Election Day
R E (Rufus) Lopez	10	3.39%	0	7	3
Ted Cruz	273	92.54%	8	149	116
Holland "Redd" Gibson	12	4.07%	0	3	9
Total Votes Cast	295	100.00%	8	159	128
Overvotes	0		0	0	0
Undervotes	18		0	5	13

REP US Representative, Dist 1

Vote For 1

	TOTAL	VOTE %	Absentee	Early Voting	Election Day
Nathaniel Moran	229	100.00%	8	117	104
Total Votes Cast	229	100.00%	8	117	104
Overvotes	0		0	0	0
Undervotes	84		0	47	37

Precinct 0035

REP Railroad Commissioner

Vote For 1

	TOTAL	VOTE %	Absentee	Early Voting	Election Day
Corey Howell	22	9.02%	0	12	10
Petra Reyes	10	4.10%	0	5	5
Christie Clark	32	13.11%	0	19	13
James "Jim" Matlock	55	22.54%	3	23	29
Christi Craddick	125	51.23%	2	79	44
Total Votes Cast	244	100.00%	5	138	101
Overvotes	0		0	0	0
Undervotes	69		3	26	40

REP Justice, Supreme Court, PI 2

Vote For 1

	TOTAL	VOTE %	Absentee	Early Voting	Election Day
Jimmy Blacklock	204	100.00%	6	110	88
Total Votes Cast	204	100.00%	6	110	88
Overvotes	0		0	0	0
Undervotes	109		2	54	53

REP Justice, Supreme Court, PI 4

Vote For 1

	TOTAL	VOTE %	Absentee	Early Voting	Election Day
John Devine	133	59.11%	1	81	51
Brian Walker	92	40.89%	4	42	46
Total Votes Cast	225	100.00%	5	123	97
Overvotes	0		0	0	0
Undervotes	88		3	41	44

REP Justice, Supreme Court, PI 6

Vote For 1

	TOTAL	VOTE %	Absentee	Early Voting	Election Day
Jane Bland	187	100.00%	6	102	79
Total Votes Cast	187	100.00%	6	102	79
Overvotes	0		0	0	0
Undervotes	126		2	62	62

REP Presiding Judge, Ct of Crim App

Vote For 1

	TOTAL	VOTE %	Absentee	Early Voting	Election Day
David J. Schenck	138	62.16%	1	76	61
Sharon Keller	84	37.84%	4	43	37
Total Votes Cast	222	100.00%	5	119	98
Overvotes	0		0	0	0
Undervotes	91		3	45	43

Precinct 0035

REP Judge, Ct of Crim App, PI 7

Vote For 1

	TOTAL	VOTE %	Absentee	Early Voting	Election Day
Gina Parker	159	70.67%	5	82	72
Barbara Parker Hervey	66	29.33%	0	39	27
Total Votes Cast	225	100.00%	5	121	99
Overvotes	0		0	0	0
Undervotes	88		3	43	42

REP Judge, Ct of Crim App, PI 8

Vote For 1

	TOTAL	VOTE %	Absentee	Early Voting	Election Day
Lee Finley	113	54.33%	3	53	57
Michelle Slaughter	95	45.67%	2	55	38
Total Votes Cast	208	100.00%	5	108	95
Overvotes	0		0	0	0
Undervotes	105		3	56	46

REP State Representative, Dist 6

Vote For 1

	TOTAL	VOTE %	Absentee	Early Voting	Election Day
Daniel Alders	204	100.00%	6	109	89
Total Votes Cast	204	100.00%	6	109	89
Overvotes	0		0	0	0
Undervotes	109		2	55	52

REP Justice, 12th Ct of Appeals District, PI 3

Vote For 1

	TOTAL	VOTE %	Absentee	Early Voting	Election Day
Greg Neeley	198	100.00%	6	106	86
Total Votes Cast	198	100.00%	6	106	86
Overvotes	0		0	0	0
Undervotes	115		2	58	55

REP Dist Judge, 7th Judicial Dist

Vote For 1

	TOTAL	VOTE %	Absentee	Early Voting	Election Day
Kerry L. Russell	214	100.00%	6	118	90
Total Votes Cast	214	100.00%	6	118	90
Overvotes	0		0	0	0
Undervotes	99		2	46	51

Precinct 0035

REP Dist Judge, 114th Judicial Dist

Vote For 1

	TOTAL	VOTE %	Absentee	Early Voting	Election Day
Austin Reeve Jackson	208	100.00%	6	116	86
Total Votes Cast	208	100.00%	6	116	86
Overvotes	0		0	0	0
Undervotes	105		2	48	55

REP Dist Judge, 475th Judicial Dist

Vote For 1

	TOTAL	VOTE %	Absentee	Early Voting	Election Day
Taylor Heaton	204	100.00%	6	111	87
Total Votes Cast	204	100.00%	6	111	87
Overvotes	0		0	0	0
Undervotes	109		2	53	54

REP Judge, Co Court at Law No. 2, Unexp

Vote For 1

	TOTAL	VOTE %	Absentee	Early Voting	Election Day
Sara Maynard	121	44.98%	4	66	51
Amy McCullough	148	55.02%	3	77	68
Total Votes Cast	269	100.00%	7	143	119
Overvotes	0		0	0	0
Undervotes	44		1	21	22

REP Sheriff

Vote For 1

	TOTAL	VOTE %	Absentee	Early Voting	Election Day
Chris V Green	99	35.36%	2	46	51
Larry R. Smith	181	64.64%	5	101	75
Total Votes Cast	280	100.00%	7	147	126
Overvotes	0		0	0	0
Undervotes	33		1	17	15

REP County Tax Assessor-Collector

Vote For 1

	TOTAL	VOTE %	Absentee	Early Voting	Election Day
Gary B Barber	227	100.00%	6	124	97
Total Votes Cast	227	100.00%	6	124	97
Overvotes	0		0	0	0
Undervotes	86		2	40	44

Precinct 0035

REP County Chair

Vote For 1

	TOTAL	VOTE %		Absentee	Early Voting	Election Day
David Stein	136	60.99%		5	65	66
Kevin McCall	87	39.01%		0	49	38
Total Votes Cast	223	100.00%		5	114	104
Overvotes	0			0	0	0
Undervotes	90			3	50	37

REP Proposition 1

Vote For 1

	TOTAL	VOTE %		Absentee	Early Voting	Election Day
YES	216	74.23%		4	107	105
NO	75	25.77%		3	42	30
Total Votes Cast	291	100.00%		7	149	135
Overvotes	0			0	0	0
Undervotes	22			1	15	6

REP Proposition 2

Vote For 1

	TOTAL	VOTE %		Absentee	Early Voting	Election Day
YES	280	92.72%		7	149	124
NO	22	7.28%		1	10	11
Total Votes Cast	302	100.00%		8	159	135
Overvotes	0			0	0	0
Undervotes	11			0	5	6

REP Proposition 3

Vote For 1

	TOTAL	VOTE %		Absentee	Early Voting	Election Day
YES	280	93.33%		7	148	125
NO	20	6.67%		1	10	9
Total Votes Cast	300	100.00%		8	158	134
Overvotes	0			0	0	0
Undervotes	13			0	6	7

REP Proposition 4

Vote For 1

	TOTAL	VOTE %		Absentee	Early Voting	Election Day
YES	271	90.33%		7	142	122
NO	29	9.67%		0	17	12
Total Votes Cast	300	100.00%		7	159	134
Overvotes	0			0	0	0
Undervotes	13			1	5	7

Precinct 0035

REP Proposition 5

Vote For 1

	TOTAL	VOTE %	Absentee	Early Voting	Election Day
YES	252	84.56%	8	135	109
NO	46	15.44%	0	22	24
Total Votes Cast	298	100.00%	8	157	133
Overvotes	0		0	0	0
Undervotes	15		0	7	8

REP Proposition 6

Vote For 1

	TOTAL	VOTE %	Absentee	Early Voting	Election Day
YES	246	83.96%	8	132	106
NO	47	16.04%	0	23	24
Total Votes Cast	293	100.00%	8	155	130
Overvotes	0		0	0	0
Undervotes	20		0	9	11

REP Proposition 7

Vote For 1

	TOTAL	VOTE %	Absentee	Early Voting	Election Day
YES	210	75.54%	5	109	96
NO	68	24.46%	1	38	29
Total Votes Cast	278	100.00%	6	147	125
Overvotes	0		0	0	0
Undervotes	35		2	17	16

REP Proposition 8

Vote For 1

	TOTAL	VOTE %	Absentee	Early Voting	Election Day
YES	281	93.98%	8	148	125
NO	18	6.02%	0	8	10
Total Votes Cast	299	100.00%	8	156	135
Overvotes	0		0	0	0
Undervotes	14		0	8	6

REP Proposition 9

Vote For 1

	TOTAL	VOTE %	Absentee	Early Voting	Election Day
YES	209	70.61%	6	111	92
NO	87	29.39%	1	43	43
Total Votes Cast	296	100.00%	7	154	135
Overvotes	0		0	0	0
Undervotes	17		1	10	6

Precinct 0035

REP Proposition 10

Vote For 1

	TOTAL	VOTE %	Absentee	Early Voting	Election Day
YES	272	91.28%	8	139	125
NO	26	8.72%	0	16	10
Total Votes Cast	298	100.00%	8	155	135
Overvotes	0		0	0	0
Undervotes	15		0	9	6

REP Proposition 11

Vote For 1

	TOTAL	VOTE %	Absentee	Early Voting	Election Day
YES	258	85.43%	8	133	117
NO	44	14.57%	0	26	18
Total Votes Cast	302	100.00%	8	159	135
Overvotes	0		0	0	0
Undervotes	11		0	5	6

REP Proposition 12

Vote For 1

	TOTAL	VOTE %	Absentee	Early Voting	Election Day
YES	298	98.35%	8	157	133
NO	5	1.65%	0	2	3
Total Votes Cast	303	100.00%	8	159	136
Overvotes	0		0	0	0
Undervotes	10		0	5	5

REP Proposition 13

Vote For 1

	TOTAL	VOTE %	Absentee	Early Voting	Election Day
YES	295	97.36%	8	157	130
NO	8	2.64%	0	3	5
Total Votes Cast	303	100.00%	8	160	135
Overvotes	0		0	0	0
Undervotes	10		0	4	6

Precinct 0035

DEM President

Vote For 1

	TOTAL	VOTE %	Absentee	Early Voting	Election Day
Gabriel A. Cornejo	6	2.70%	0	3	3
Joseph R. Biden Jr.	196	88.29%	23	99	74
Star Locke	0	0.00%	0	0	0
Dean Phillips	11	4.96%	1	7	3
Armando "Mando" Perez-Serrato	0	0.00%	0	0	0
Marianne Williamson	7	3.15%	0	3	4
Frankie Lozada	2	0.90%	0	1	1
Cenk Uygur	0	0.00%	0	0	0
Total Votes Cast	222	100.00%	24	113	85
Overvotes	0		0	0	0
Undervotes	15		0	11	4

DEM US Senator

Vote For 1

	TOTAL	VOTE %	Absentee	Early Voting	Election Day
Carl Oscar Sherman	38	17.84%	2	21	15
Meri Gomez	18	8.45%	2	8	8
Heli Rodriguez Prilliman	4	1.88%	2	1	1
Colin Allred	110	51.64%	17	56	37
Roland Gutierrez	16	7.51%	0	10	6
A. "Robert" Hassan	3	1.41%	0	1	2
Steven J. Keough	4	1.88%	1	2	1
Thierry Tchenko	4	1.88%	0	3	1
Mark Gonzalez	16	7.51%	0	8	8
Total Votes Cast	213	100.00%	24	110	79
Overvotes	0		0	0	0
Undervotes	24		0	14	10

DEM Railroad Commissioner

Vote For 1

	TOTAL	VOTE %	Absentee	Early Voting	Election Day
Katherine Culbert	135	66.83%	13	71	51
Bill Burch	67	33.17%	9	31	27
Total Votes Cast	202	100.00%	22	102	78
Overvotes	0		0	0	0
Undervotes	35		2	22	11

Precinct 0035

DEM Justice, Supreme Court, PI 2

Vote For 1

	TOTAL	VOTE %	Absentee	Early Voting	Election Day
DaSean Jones	151	80.32%	16	73	62
Randy Sarosdy	37	19.68%	6	22	9
Total Votes Cast	188	100.00%	22	95	71
Overvotes	0		0	0	0
Undervotes	49		2	29	18

DEM Justice, Supreme Court, PI 4

Vote For 1

	TOTAL	VOTE %	Absentee	Early Voting	Election Day
Christine Vinh Weems	172	100.00%	19	91	62
Total Votes Cast	172	100.00%	19	91	62
Overvotes	0		0	0	0
Undervotes	65		5	33	27

DEM Justice, Supreme Court, PI 6

Vote For 1

	TOTAL	VOTE %	Absentee	Early Voting	Election Day
Joe Pool	82	43.16%	5	46	31
Bonnie Lee Goldstein	108	56.84%	16	52	40
Total Votes Cast	190	100.00%	21	98	71
Overvotes	0		0	0	0
Undervotes	47		3	26	18

DEM Presiding Judge, Ct of Crim App

Vote For 1

	TOTAL	VOTE %	Absentee	Early Voting	Election Day
Holly Taylor	179	100.00%	19	96	64
Total Votes Cast	179	100.00%	19	96	64
Overvotes	0		0	0	0
Undervotes	58		5	28	25

DEM Judge, Ct of Crim App, PI 7

Vote For 1

	TOTAL	VOTE %	Absentee	Early Voting	Election Day
Nancy Mulder	177	100.00%	19	96	62
Total Votes Cast	177	100.00%	19	96	62
Overvotes	0		0	0	0
Undervotes	60		5	28	27

Precinct 0035

DEM Judge, Ct of Crim App, PI 8

Vote For 1

	TOTAL	VOTE %		Absentee	Early Voting	Election Day
Chika Anyiam	174	100.00%	<div style="width: 100%; height: 10px; background-color: #ffc107;"></div>	19	92	63
Total Votes Cast	174	100.00%	<div style="width: 100%; height: 10px; background-color: #ffc107;"></div>	19	92	63
Overvotes	0			0	0	0
Undervotes	63			5	32	26

DEM State Representative, Dist 6

Vote For 1

	TOTAL	VOTE %		Absentee	Early Voting	Election Day
Cody J Grace	174	100.00%	<div style="width: 100%; height: 10px; background-color: #ffc107;"></div>	18	94	62
Total Votes Cast	174	100.00%	<div style="width: 100%; height: 10px; background-color: #ffc107;"></div>	18	94	62
Overvotes	0			0	0	0
Undervotes	63			6	30	27

DEM Constable Pct 1

Vote For 1

	TOTAL	VOTE %		Absentee	Early Voting	Election Day
Ralph Caraway Jr	156	69.03%	<div style="width: 69.03%; height: 10px; background-color: #ffc107;"></div>	17	82	57
Derrick P Holman	9	3.98%	<div style="width: 3.98%; height: 10px; background-color: #ffc107;"></div>	1	5	3
Willie Mims	61	26.99%	<div style="width: 26.99%; height: 10px; background-color: #ffc107;"></div>	3	32	26
Total Votes Cast	226	100.00%	<div style="width: 100%; height: 10px; background-color: #ffc107;"></div>	21	119	86
Overvotes	0			0	0	0
Undervotes	11			3	5	3

DEM County Chair

Vote For 1

	TOTAL	VOTE %		Absentee	Early Voting	Election Day
Hector Garza	171	100.00%	<div style="width: 100%; height: 10px; background-color: #ffc107;"></div>	19	91	61
Total Votes Cast	171	100.00%	<div style="width: 100%; height: 10px; background-color: #ffc107;"></div>	19	91	61
Overvotes	0			0	0	0
Undervotes	66			5	33	28

Precinct 0036

Statistics

	TOTAL	Absentee	Early Voting	Election Day
Registered Voters - Total	3,238			
Ballots Cast - Total	393	29	230	134
Ballots Cast - Republican Party	113	2	62	49
Ballots Cast - Democratic Party	280	27	168	85
Ballots Cast - Blank	0	0	0	0
Voter Turnout - Total	12.14%			
Voter Turnout - Republican Party	0.00%			
Voter Turnout - Democratic Party	0.00%			

REP President

Vote For 1

	TOTAL	VOTE %	Absentee	Early Voting	Election Day
Asa Hutchinson	1	0.89%	0	0	1
Donald J. Trump	86	76.79%	1	46	39
Ron DeSantis	2	1.79%	0	1	1
Vivek Ramaswamy	0	0.00%	0	0	0
David Stuckenberg	0	0.00%	0	0	0
Chris Christie	1	0.89%	0	1	0
Ryan L. Binkley	0	0.00%	0	0	0
Nikki Haley	19	16.96%	1	11	7
Uncommitted	3	2.68%	0	2	1
Total Votes Cast	112	100.00%	2	61	49
Overvotes	0		0	0	0
Undervotes	1		0	1	0

REP US Senator

Vote For 1

	TOTAL	VOTE %	Absentee	Early Voting	Election Day
R E (Rufus) Lopez	9	8.65%	0	4	5
Ted Cruz	92	88.46%	2	51	39
Holland "Redd" Gibson	3	2.88%	0	2	1
Total Votes Cast	104	100.00%	2	57	45
Overvotes	0		0	0	0
Undervotes	9		0	5	4

REP US Representative, Dist 1

Vote For 1

	TOTAL	VOTE %	Absentee	Early Voting	Election Day
Nathaniel Moran	83	100.00%	2	47	34
Total Votes Cast	83	100.00%	2	47	34
Overvotes	0		0	0	0
Undervotes	30		0	15	15

Precinct 0036

REP Railroad Commissioner

Vote For 1

	TOTAL	VOTE %	Absentee	Early Voting	Election Day
Corey Howell	4	4.26%	0	2	2
Petra Reyes	9	9.57%	0	4	5
Christie Clark	17	18.09%	0	9	8
James "Jim" Matlock	16	17.02%	0	6	10
Christi Craddick	48	51.06%	2	33	13
Total Votes Cast	94	100.00%	2	54	38
Overvotes	0		0	0	0
Undervotes	19		0	8	11

REP Justice, Supreme Court, PI 2

Vote For 1

	TOTAL	VOTE %	Absentee	Early Voting	Election Day
Jimmy Blacklock	71	100.00%	2	37	32
Total Votes Cast	71	100.00%	2	37	32
Overvotes	0		0	0	0
Undervotes	42		0	25	17

REP Justice, Supreme Court, PI 4

Vote For 1

	TOTAL	VOTE %	Absentee	Early Voting	Election Day
John Devine	45	52.94%	0	27	18
Brian Walker	40	47.06%	2	20	18
Total Votes Cast	85	100.00%	2	47	36
Overvotes	0		0	0	0
Undervotes	28		0	15	13

REP Justice, Supreme Court, PI 6

Vote For 1

	TOTAL	VOTE %	Absentee	Early Voting	Election Day
Jane Bland	66	100.00%	2	35	29
Total Votes Cast	66	100.00%	2	35	29
Overvotes	0		0	0	0
Undervotes	47		0	27	20

REP Presiding Judge, Ct of Crim App

Vote For 1

	TOTAL	VOTE %	Absentee	Early Voting	Election Day
David J. Schenck	46	51.69%	0	24	22
Sharon Keller	43	48.31%	2	25	16
Total Votes Cast	89	100.00%	2	49	38
Overvotes	0		0	0	0
Undervotes	24		0	13	11

Precinct 0036

REP Judge, Ct of Crim App, PI 7

Vote For 1

	TOTAL	VOTE %	Absentee	Early Voting	Election Day
Gina Parker	63	71.59%	2	34	27
Barbara Parker Hervey	25	28.41%	0	15	10
Total Votes Cast	88	100.00%	2	49	37
Overvotes	0		0	0	0
Undervotes	25		0	13	12

REP Judge, Ct of Crim App, PI 8

Vote For 1

	TOTAL	VOTE %	Absentee	Early Voting	Election Day
Lee Finley	36	47.37%	0	17	19
Michelle Slaughter	40	52.63%	2	21	17
Total Votes Cast	76	100.00%	2	38	36
Overvotes	0		0	0	0
Undervotes	37		0	24	13

REP State Representative, Dist 6

Vote For 1

	TOTAL	VOTE %	Absentee	Early Voting	Election Day
Daniel Alders	72	100.00%	2	38	32
Total Votes Cast	72	100.00%	2	38	32
Overvotes	0		0	0	0
Undervotes	41		0	24	17

REP Justice, 12th Ct of Appeals District, PI 3

Vote For 1

	TOTAL	VOTE %	Absentee	Early Voting	Election Day
Greg Neeley	69	100.00%	2	37	30
Total Votes Cast	69	100.00%	2	37	30
Overvotes	0		0	0	0
Undervotes	44		0	25	19

REP Dist Judge, 7th Judicial Dist

Vote For 1

	TOTAL	VOTE %	Absentee	Early Voting	Election Day
Kerry L. Russell	74	100.00%	2	43	29
Total Votes Cast	74	100.00%	2	43	29
Overvotes	0		0	0	0
Undervotes	39		0	19	20

Precinct 0036

REP Dist Judge, 114th Judicial Dist

Vote For 1

	TOTAL	VOTE %	Absentee	Early Voting	Election Day
Austin Reeve Jackson	73	100.00%	2	42	29
Total Votes Cast	73	100.00%	2	42	29
Overvotes	0		0	0	0
Undervotes	40		0	20	20

REP Dist Judge, 475th Judicial Dist

Vote For 1

	TOTAL	VOTE %	Absentee	Early Voting	Election Day
Taylor Heaton	74	100.00%	2	41	31
Total Votes Cast	74	100.00%	2	41	31
Overvotes	0		0	0	0
Undervotes	39		0	21	18

REP Judge, Co Court at Law No. 2, Unexp

Vote For 1

	TOTAL	VOTE %	Absentee	Early Voting	Election Day
Sara Maynard	42	45.65%	1	25	16
Amy McCullough	50	54.35%	1	28	21
Total Votes Cast	92	100.00%	2	53	37
Overvotes	0		0	0	0
Undervotes	21		0	9	12

REP Sheriff

Vote For 1

	TOTAL	VOTE %	Absentee	Early Voting	Election Day
Chris V Green	21	20.79%	0	12	9
Larry R. Smith	80	79.21%	2	47	31
Total Votes Cast	101	100.00%	2	59	40
Overvotes	0		0	0	0
Undervotes	12		0	3	9

REP County Tax Assessor-Collector

Vote For 1

	TOTAL	VOTE %	Absentee	Early Voting	Election Day
Gary B Barber	79	100.00%	2	44	33
Total Votes Cast	79	100.00%	2	44	33
Overvotes	0		0	0	0
Undervotes	34		0	18	16

Precinct 0036

REP County Chair

Vote For 1

	TOTAL	VOTE %	Absentee	Early Voting	Election Day
David Stein	48	61.54%	0	30	18
Kevin McCall	30	38.46%	1	12	17
Total Votes Cast	78	100.00%	1	42	35
Overvotes	0		0	0	0
Undervotes	35		1	20	14

REP Proposition 1

Vote For 1

	TOTAL	VOTE %	Absentee	Early Voting	Election Day
YES	90	85.71%	0	50	40
NO	15	14.29%	2	9	4
Total Votes Cast	105	100.00%	2	59	44
Overvotes	0		0	0	0
Undervotes	8		0	3	5

REP Proposition 2

Vote For 1

	TOTAL	VOTE %	Absentee	Early Voting	Election Day
YES	102	92.73%	2	57	43
NO	8	7.27%	0	4	4
Total Votes Cast	110	100.00%	2	61	47
Overvotes	0		0	0	0
Undervotes	3		0	1	2

REP Proposition 3

Vote For 1

	TOTAL	VOTE %	Absentee	Early Voting	Election Day
YES	93	86.11%	2	50	41
NO	15	13.89%	0	10	5
Total Votes Cast	108	100.00%	2	60	46
Overvotes	0		0	0	0
Undervotes	5		0	2	3

REP Proposition 4

Vote For 1

	TOTAL	VOTE %	Absentee	Early Voting	Election Day
YES	82	74.55%	2	46	34
NO	28	25.45%	0	15	13
Total Votes Cast	110	100.00%	2	61	47
Overvotes	0		0	0	0
Undervotes	3		0	1	2

Precinct 0036

REP Proposition 5

Vote For 1

	TOTAL	VOTE %	Absentee	Early Voting	Election Day
YES	91	83.49%	2	52	37
NO	18	16.51%	0	8	10
Total Votes Cast	109	100.00%	2	60	47
Overvotes	0		0	0	0
Undervotes	4		0	2	2

REP Proposition 6

Vote For 1

	TOTAL	VOTE %	Absentee	Early Voting	Election Day
YES	94	87.04%	2	52	40
NO	14	12.96%	0	8	6
Total Votes Cast	108	100.00%	2	60	46
Overvotes	0		0	0	0
Undervotes	5		0	2	3

REP Proposition 7

Vote For 1

	TOTAL	VOTE %	Absentee	Early Voting	Election Day
YES	89	87.25%	2	46	41
NO	13	12.75%	0	8	5
Total Votes Cast	102	100.00%	2	54	46
Overvotes	0		0	0	0
Undervotes	11		0	8	3

REP Proposition 8

Vote For 1

	TOTAL	VOTE %	Absentee	Early Voting	Election Day
YES	101	93.52%	2	56	43
NO	7	6.48%	0	3	4
Total Votes Cast	108	100.00%	2	59	47
Overvotes	0		0	0	0
Undervotes	5		0	3	2

REP Proposition 9

Vote For 1

	TOTAL	VOTE %	Absentee	Early Voting	Election Day
YES	73	69.52%	2	42	29
NO	32	30.48%	0	16	16
Total Votes Cast	105	100.00%	2	58	45
Overvotes	0		0	0	0
Undervotes	8		0	4	4

Precinct 0036

REP Proposition 10

Vote For 1

	TOTAL	VOTE %	Absentee	Early Voting	Election Day
YES	95	87.96%	2	51	42
NO	13	12.04%	0	8	5
Total Votes Cast	108	100.00%	2	59	47
Overvotes	0		0	0	0
Undervotes	5		0	3	2

REP Proposition 11

Vote For 1

	TOTAL	VOTE %	Absentee	Early Voting	Election Day
YES	92	84.40%	1	52	39
NO	17	15.60%	1	9	7
Total Votes Cast	109	100.00%	2	61	46
Overvotes	0		0	0	0
Undervotes	4		0	1	3

REP Proposition 12

Vote For 1

	TOTAL	VOTE %	Absentee	Early Voting	Election Day
YES	105	96.33%	2	58	45
NO	4	3.67%	0	2	2
Total Votes Cast	109	100.00%	2	60	47
Overvotes	0		0	0	0
Undervotes	4		0	2	2

REP Proposition 13

Vote For 1

	TOTAL	VOTE %	Absentee	Early Voting	Election Day
YES	102	93.58%	2	56	44
NO	7	6.42%	0	4	3
Total Votes Cast	109	100.00%	2	60	47
Overvotes	0		0	0	0
Undervotes	4		0	2	2

Precinct 0036

DEM President

Vote For 1

	TOTAL	VOTE %	Absentee	Early Voting	Election Day
Gabriel A. Cornejo	9	3.53%	0	5	4
Joseph R. Biden Jr.	223	87.45%	23	136	64
Star Locke	3	1.18%	1	2	0
Dean Phillips	8	3.14%	1	4	3
Armando "Mando" Perez-Serrato	7	2.75%	0	3	4
Marianne Williamson	2	0.78%	0	2	0
Frankie Lozada	1	0.39%	1	0	0
Cenk Uygur	2	0.78%	0	2	0
Total Votes Cast	255	100.00%	26	154	75
Overvotes	0		0	0	0
Undervotes	25		1	14	10

DEM US Senator

Vote For 1

	TOTAL	VOTE %	Absentee	Early Voting	Election Day
Carl Oscar Sherman	42	17.50%	3	27	12
Meri Gomez	18	7.50%	1	10	7
Heli Rodriguez Prilliman	12	5.00%	2	4	6
Colin Allred	114	47.50%	14	66	34
Roland Gutierrez	13	5.42%	2	8	3
A. "Robert" Hassan	7	2.92%	3	2	2
Steven J. Keough	7	2.92%	0	5	2
Thierry Tchenko	3	1.25%	0	1	2
Mark Gonzalez	24	10.00%	0	19	5
Total Votes Cast	240	100.00%	25	142	73
Overvotes	0		0	0	0
Undervotes	40		2	26	12

DEM Railroad Commissioner

Vote For 1

	TOTAL	VOTE %	Absentee	Early Voting	Election Day
Katherine Culbert	147	65.92%	15	87	45
Bill Burch	76	34.08%	10	47	19
Total Votes Cast	223	100.00%	25	134	64
Overvotes	0		0	0	0
Undervotes	57		2	34	21

Precinct 0036

DEM Justice, Supreme Court, PI 2

Vote For 1

	TOTAL	VOTE %	Absentee	Early Voting	Election Day
DaSean Jones	157	75.12%	15	91	51
Randy Sarosdy	52	24.88%	7	32	13
Total Votes Cast	209	100.00%	22	123	64
Overvotes	0		0	0	0
Undervotes	71		5	45	21

DEM Justice, Supreme Court, PI 4

Vote For 1

	TOTAL	VOTE %	Absentee	Early Voting	Election Day
Christine Vinh Weems	176	100.00%	20	105	51
Total Votes Cast	176	100.00%	20	105	51
Overvotes	0		0	0	0
Undervotes	104		7	63	34

DEM Justice, Supreme Court, PI 6

Vote For 1

	TOTAL	VOTE %	Absentee	Early Voting	Election Day
Joe Pool	71	33.97%	9	45	17
Bonnie Lee Goldstein	138	66.03%	15	79	44
Total Votes Cast	209	100.00%	24	124	61
Overvotes	0		0	0	0
Undervotes	71		3	44	24

DEM Presiding Judge, Ct of Crim App

Vote For 1

	TOTAL	VOTE %	Absentee	Early Voting	Election Day
Holly Taylor	184	100.00%	21	105	58
Total Votes Cast	184	100.00%	21	105	58
Overvotes	0		0	0	0
Undervotes	96		6	63	27

DEM Judge, Ct of Crim App, PI 7

Vote For 1

	TOTAL	VOTE %	Absentee	Early Voting	Election Day
Nancy Mulder	184	100.00%	21	108	55
Total Votes Cast	184	100.00%	21	108	55
Overvotes	0		0	0	0
Undervotes	96		6	60	30

Precinct 0036

DEM Judge, Ct of Crim App, PI 8

Vote For 1

	TOTAL	VOTE %	Absentee	Early Voting	Election Day
Chika Anyiam	178	100.00%	21	105	52
Total Votes Cast	178	100.00%	21	105	52
Overvotes	0		0	0	0
Undervotes	102		6	63	33

DEM State Representative, Dist 6

Vote For 1

	TOTAL	VOTE %	Absentee	Early Voting	Election Day
Cody J Grace	172	100.00%	21	100	51
Total Votes Cast	172	100.00%	21	100	51
Overvotes	0		0	0	0
Undervotes	108		6	68	34

DEM Constable Pct 1

Vote For 1

	TOTAL	VOTE %	Absentee	Early Voting	Election Day
Ralph Caraway Jr	192	71.11%	20	116	56
Derrick P Holman	12	4.44%	1	6	5
Willie Mims	66	24.44%	6	37	23
Total Votes Cast	270	100.00%	27	159	84
Overvotes	0		0	0	0
Undervotes	10		0	9	1

DEM County Chair

Vote For 1

	TOTAL	VOTE %	Absentee	Early Voting	Election Day
Hector Garza	180	100.00%	22	106	52
Total Votes Cast	180	100.00%	22	106	52
Overvotes	0		0	0	0
Undervotes	100		5	62	33

Precinct 0037

Statistics

	TOTAL	Absentee	Early Voting	Election Day
Registered Voters - Total	1,938			
Ballots Cast - Total	554	3	315	236
Ballots Cast - Republican Party	508	2	294	212
Ballots Cast - Democratic Party	46	1	21	24
Ballots Cast - Blank	0	0	0	0
Voter Turnout - Total	28.59%			
Voter Turnout - Republican Party	0.00%			
Voter Turnout - Democratic Party	0.00%			

REP President

Vote For 1

	TOTAL	VOTE %	Absentee	Early Voting	Election Day
Asa Hutchinson	0	0.00%	0	0	0
Donald J. Trump	396	78.73%	2	215	179
Ron DeSantis	14	2.78%	0	11	3
Vivek Ramaswamy	1	0.20%	0	0	1
David Stuckenberg	0	0.00%	0	0	0
Chris Christie	0	0.00%	0	0	0
Ryan L. Binkley	0	0.00%	0	0	0
Nikki Haley	85	16.90%	0	60	25
Uncommitted	7	1.39%	0	4	3
Total Votes Cast	503	100.00%	2	290	211
Overvotes	0		0	0	0
Undervotes	5		0	4	1

REP US Senator

Vote For 1

	TOTAL	VOTE %	Absentee	Early Voting	Election Day
R E (Rufus) Lopez	12	2.43%	0	8	4
Ted Cruz	469	95.13%	2	268	199
Holland "Redd" Gibson	12	2.43%	0	9	3
Total Votes Cast	493	100.00%	2	285	206
Overvotes	0		0	0	0
Undervotes	15		0	9	6

REP US Representative, Dist 1

Vote For 1

	TOTAL	VOTE %	Absentee	Early Voting	Election Day
Nathaniel Moran	418	100.00%	2	241	175
Total Votes Cast	418	100.00%	2	241	175
Overvotes	0		0	0	0
Undervotes	90		0	53	37

Precinct 0037

REP Railroad Commissioner

Vote For 1

	TOTAL	VOTE %	Absentee	Early Voting	Election Day
Corey Howell	25	6.07%	0	14	11
Petra Reyes	4	0.97%	0	3	1
Christie Clark	49	11.89%	0	33	16
James "Jim" Matlock	62	15.05%	0	33	29
Christi Craddick	272	66.02%	2	168	102
Total Votes Cast	412	100.00%	2	251	159
Overvotes	0		0	0	0
Undervotes	96		0	43	53

REP Justice, Supreme Court, PI 2

Vote For 1

	TOTAL	VOTE %	Absentee	Early Voting	Election Day
Jimmy Blacklock	370	100.00%	2	219	149
Total Votes Cast	370	100.00%	2	219	149
Overvotes	0		0	0	0
Undervotes	138		0	75	63

REP Justice, Supreme Court, PI 4

Vote For 1

	TOTAL	VOTE %	Absentee	Early Voting	Election Day
John Devine	239	60.81%	2	145	92
Brian Walker	154	39.19%	0	90	64
Total Votes Cast	393	100.00%	2	235	156
Overvotes	0		0	0	0
Undervotes	115		0	59	56

REP Justice, Supreme Court, PI 6

Vote For 1

	TOTAL	VOTE %	Absentee	Early Voting	Election Day
Jane Bland	343	100.00%	2	201	140
Total Votes Cast	343	100.00%	2	201	140
Overvotes	0		0	0	0
Undervotes	165		0	93	72

REP Presiding Judge, Ct of Crim App

Vote For 1

	TOTAL	VOTE %	Absentee	Early Voting	Election Day
David J. Schenck	290	72.86%	2	175	113
Sharon Keller	108	27.14%	0	67	41
Total Votes Cast	398	100.00%	2	242	154
Overvotes	0		0	0	0
Undervotes	110		0	52	58

Precinct 0037

REP Judge, Ct of Crim App, PI 7

Vote For 1

	TOTAL	VOTE %	Absentee	Early Voting	Election Day
Gina Parker	298	77.20%	2	177	119
Barbara Parker Hervey	88	22.80%	0	55	33
Total Votes Cast	386	100.00%	2	232	152
Overvotes	0		0	0	0
Undervotes	122		0	62	60

REP Judge, Ct of Crim App, PI 8

Vote For 1

	TOTAL	VOTE %	Absentee	Early Voting	Election Day
Lee Finley	189	54.15%	1	112	76
Michelle Slaughter	160	45.85%	0	95	65
Total Votes Cast	349	100.00%	1	207	141
Overvotes	0		0	0	0
Undervotes	159		1	87	71

REP State Representative, Dist 6

Vote For 1

	TOTAL	VOTE %	Absentee	Early Voting	Election Day
Daniel Alders	357	100.00%	1	210	146
Total Votes Cast	357	100.00%	1	210	146
Overvotes	0		0	0	0
Undervotes	151		1	84	66

REP Justice, 12th Ct of Appeals District, PI 3

Vote For 1

	TOTAL	VOTE %	Absentee	Early Voting	Election Day
Greg Neeley	353	100.00%	1	205	147
Total Votes Cast	353	100.00%	1	205	147
Overvotes	0		0	0	0
Undervotes	155		1	89	65

REP Dist Judge, 7th Judicial Dist

Vote For 1

	TOTAL	VOTE %	Absentee	Early Voting	Election Day
Kerry L. Russell	375	100.00%	1	223	151
Total Votes Cast	375	100.00%	1	223	151
Overvotes	0		0	0	0
Undervotes	133		1	71	61

Precinct 0037

REP Dist Judge, 114th Judicial Dist

Vote For 1

	TOTAL	VOTE %	Absentee	Early Voting	Election Day
Austin Reeve Jackson	388	100.00%	2	228	158
Total Votes Cast	388	100.00%	2	228	158
Overvotes	0		0	0	0
Undervotes	120		0	66	54

REP Dist Judge, 475th Judicial Dist

Vote For 1

	TOTAL	VOTE %	Absentee	Early Voting	Election Day
Taylor Heaton	379	100.00%	2	222	155
Total Votes Cast	379	100.00%	2	222	155
Overvotes	0		0	0	0
Undervotes	129		0	72	57

REP Judge, Co Court at Law No. 2, Unexp

Vote For 1

	TOTAL	VOTE %	Absentee	Early Voting	Election Day
Sara Maynard	234	51.88%	2	136	96
Amy McCullough	217	48.12%	0	135	82
Total Votes Cast	451	100.00%	2	271	178
Overvotes	0		0	0	0
Undervotes	57		0	23	34

REP Sheriff

Vote For 1

	TOTAL	VOTE %	Absentee	Early Voting	Election Day
Chris V Green	147	30.43%	1	87	59
Larry R. Smith	336	69.57%	1	196	139
Total Votes Cast	483	100.00%	2	283	198
Overvotes	0		0	0	0
Undervotes	25		0	11	14

REP County Tax Assessor-Collector

Vote For 1

	TOTAL	VOTE %	Absentee	Early Voting	Election Day
Gary B Barber	398	100.00%	2	237	159
Total Votes Cast	398	100.00%	2	237	159
Overvotes	0		0	0	0
Undervotes	110		0	57	53

Precinct 0037

REP County Commissioner Pct 1

Vote For 1

	TOTAL	VOTE %		Absentee	Early Voting	Election Day
Christina Drewry	234	53.18%	<div style="width: 53.18%;"><div style="width: 53.18%;"></div></div>	1	125	108
Pam Frederick	206	46.82%	<div style="width: 46.82%;"><div style="width: 46.82%;"></div></div>	0	136	70
Total Votes Cast	440	100.00%	<div style="width: 100.00%;"><div style="width: 100.00%;"></div></div>	1	261	178
Overvotes	0			0	0	0
Undervotes	68			1	33	34

REP Constable Pct 2

Vote For 1

	TOTAL	VOTE %		Absentee	Early Voting	Election Day
Wayne Allen	369	100.00%	<div style="width: 100.00%;"><div style="width: 100.00%;"></div></div>	1	217	151
Total Votes Cast	369	100.00%	<div style="width: 100.00%;"><div style="width: 100.00%;"></div></div>	1	217	151
Overvotes	0			0	0	0
Undervotes	139			1	77	61

REP County Chair

Vote For 1

	TOTAL	VOTE %		Absentee	Early Voting	Election Day
David Stein	231	63.81%	<div style="width: 63.81%;"><div style="width: 63.81%;"></div></div>	0	142	89
Kevin McCall	131	36.19%	<div style="width: 36.19%;"><div style="width: 36.19%;"></div></div>	1	73	57
Total Votes Cast	362	100.00%	<div style="width: 100.00%;"><div style="width: 100.00%;"></div></div>	1	215	146
Overvotes	0			0	0	0
Undervotes	146			1	79	66

REP Proposition 1

Vote For 1

	TOTAL	VOTE %		Absentee	Early Voting	Election Day
YES	364	74.13%	<div style="width: 74.13%;"><div style="width: 74.13%;"></div></div>	2	208	154
NO	127	25.87%	<div style="width: 25.87%;"><div style="width: 25.87%;"></div></div>	0	77	50
Total Votes Cast	491	100.00%	<div style="width: 100.00%;"><div style="width: 100.00%;"></div></div>	2	285	204
Overvotes	0			0	0	0
Undervotes	17			0	9	8

REP Proposition 2

Vote For 1

	TOTAL	VOTE %		Absentee	Early Voting	Election Day
YES	473	94.60%	<div style="width: 94.60%;"><div style="width: 94.60%;"></div></div>	2	274	197
NO	27	5.40%	<div style="width: 5.40%;"><div style="width: 5.40%;"></div></div>	0	18	9
Total Votes Cast	500	100.00%	<div style="width: 100.00%;"><div style="width: 100.00%;"></div></div>	2	292	206
Overvotes	0			0	0	0
Undervotes	8			0	2	6

Precinct 0037

REP Proposition 3

Vote For 1

	TOTAL	VOTE %	Absentee	Early Voting	Election Day
YES	453	90.78%	2	265	186
NO	46	9.22%	0	26	20
Total Votes Cast	499	100.00%	2	291	206
Overvotes	0		0	0	0
Undervotes	9		0	3	6

REP Proposition 4

Vote For 1

	TOTAL	VOTE %	Absentee	Early Voting	Election Day
YES	465	92.81%	2	270	193
NO	36	7.19%	0	23	13
Total Votes Cast	501	100.00%	2	293	206
Overvotes	0		0	0	0
Undervotes	7		0	1	6

REP Proposition 5

Vote For 1

	TOTAL	VOTE %	Absentee	Early Voting	Election Day
YES	430	86.69%	2	248	180
NO	66	13.31%	0	42	24
Total Votes Cast	496	100.00%	2	290	204
Overvotes	0		0	0	0
Undervotes	12		0	4	8

REP Proposition 6

Vote For 1

	TOTAL	VOTE %	Absentee	Early Voting	Election Day
YES	433	87.47%	1	251	181
NO	62	12.53%	1	39	22
Total Votes Cast	495	100.00%	2	290	203
Overvotes	0		0	0	0
Undervotes	13		0	4	9

REP Proposition 7

Vote For 1

	TOTAL	VOTE %	Absentee	Early Voting	Election Day
YES	383	80.29%	1	224	158
NO	94	19.71%	1	55	38
Total Votes Cast	477	100.00%	2	279	196
Overvotes	0		0	0	0
Undervotes	31		0	15	16

Precinct 0037

REP Proposition 8

Vote For 1

	TOTAL	VOTE %	Absentee	Early Voting	Election Day
YES	464	93.36%	2	266	196
NO	33	6.64%	0	23	10
Total Votes Cast	497	100.00%	2	289	206
Overvotes	0		0	0	0
Undervotes	11		0	5	6

REP Proposition 9

Vote For 1

	TOTAL	VOTE %	Absentee	Early Voting	Election Day
YES	383	78.32%	2	220	161
NO	106	21.68%	0	63	43
Total Votes Cast	489	100.00%	2	283	204
Overvotes	0		0	0	0
Undervotes	19		0	11	8

REP Proposition 10

Vote For 1

	TOTAL	VOTE %	Absentee	Early Voting	Election Day
YES	455	92.11%	2	267	186
NO	39	7.89%	0	24	15
Total Votes Cast	494	100.00%	2	291	201
Overvotes	0		0	0	0
Undervotes	14		0	3	11

REP Proposition 11

Vote For 1

	TOTAL	VOTE %	Absentee	Early Voting	Election Day
YES	408	81.76%	2	230	176
NO	91	18.24%	0	60	31
Total Votes Cast	499	100.00%	2	290	207
Overvotes	0		0	0	0
Undervotes	9		0	4	5

REP Proposition 12

Vote For 1

	TOTAL	VOTE %	Absentee	Early Voting	Election Day
YES	489	97.22%	2	284	203
NO	14	2.78%	0	9	5
Total Votes Cast	503	100.00%	2	293	208
Overvotes	0		0	0	0
Undervotes	5		0	1	4

Precinct 0037

REP Proposition 13

Vote For 1

	TOTAL	VOTE %	Absentee	Early Voting	Election Day
YES	483	96.79%	2	283	198
NO	16	3.21%	0	10	6
Total Votes Cast	499	100.00%	2	293	204
Overvotes	0		0	0	0
Undervotes	9		0	1	8

DEM President

Vote For 1

	TOTAL	VOTE %	Absentee	Early Voting	Election Day
Gabriel A. Cornejo	2	4.44%	0	1	1
Joseph R. Biden Jr.	39	86.67%	1	19	19
Star Locke	0	0.00%	0	0	0
Dean Phillips	3	6.67%	0	0	3
Armando "Mando" Perez-Serrato	0	0.00%	0	0	0
Marianne Williamson	0	0.00%	0	0	0
Frankie Lozada	0	0.00%	0	0	0
Cenk Uygur	1	2.22%	0	0	1
Total Votes Cast	45	100.00%	1	20	24
Overvotes	0		0	0	0
Undervotes	1		0	1	0

DEM US Senator

Vote For 1

	TOTAL	VOTE %	Absentee	Early Voting	Election Day
Carl Oscar Sherman	4	9.30%	0	3	1
Meri Gomez	5	11.63%	0	3	2
Heli Rodriguez Prilliman	1	2.33%	0	0	1
Colin Allred	23	53.49%	0	12	11
Roland Gutierrez	1	2.33%	0	0	1
A. "Robert" Hassan	2	4.65%	0	0	2
Steven J. Keough	1	2.33%	0	1	0
Thierry Tchenko	2	4.65%	0	1	1
Mark Gonzalez	4	9.30%	1	1	2
Total Votes Cast	43	100.00%	1	21	21
Overvotes	0		0	0	0
Undervotes	3		0	0	3

Precinct 0037

DEM Railroad Commissioner

Vote For 1

	TOTAL	VOTE %	Absentee	Early Voting	Election Day
Katherine Culbert	32	74.42%	1	14	17
Bill Burch	11	25.58%	0	5	6
Total Votes Cast	43	100.00%	1	19	23
Overvotes	0		0	0	0
Undervotes	3		0	2	1

DEM Justice, Supreme Court, PI 2

Vote For 1

	TOTAL	VOTE %	Absentee	Early Voting	Election Day
DaSean Jones	29	67.44%	0	15	14
Randy Sarosdy	14	32.56%	1	5	8
Total Votes Cast	43	100.00%	1	20	22
Overvotes	0		0	0	0
Undervotes	3		0	1	2

DEM Justice, Supreme Court, PI 4

Vote For 1

	TOTAL	VOTE %	Absentee	Early Voting	Election Day
Christine Vinh Weems	39	100.00%	1	19	19
Total Votes Cast	39	100.00%	1	19	19
Overvotes	0		0	0	0
Undervotes	7		0	2	5

DEM Justice, Supreme Court, PI 6

Vote For 1

	TOTAL	VOTE %	Absentee	Early Voting	Election Day
Joe Pool	12	28.57%	0	6	6
Bonnie Lee Goldstein	30	71.43%	1	14	15
Total Votes Cast	42	100.00%	1	20	21
Overvotes	0		0	0	0
Undervotes	4		0	1	3

DEM Presiding Judge, Ct of Crim App

Vote For 1

	TOTAL	VOTE %	Absentee	Early Voting	Election Day
Holly Taylor	41	100.00%	1	20	20
Total Votes Cast	41	100.00%	1	20	20
Overvotes	0		0	0	0
Undervotes	5		0	1	4

Precinct 0037

DEM Judge, Ct of Crim App, PI 7

Vote For 1

	TOTAL	VOTE %	Absentee	Early Voting	Election Day
Nancy Mulder	39	100.00%	1	19	19
Total Votes Cast	39	100.00%	1	19	19
Overvotes	0		0	0	0
Undervotes	7		0	2	5

DEM Judge, Ct of Crim App, PI 8

Vote For 1

	TOTAL	VOTE %	Absentee	Early Voting	Election Day
Chika Anyiam	40	100.00%	1	19	20
Total Votes Cast	40	100.00%	1	19	20
Overvotes	0		0	0	0
Undervotes	6		0	2	4

DEM State Representative, Dist 6

Vote For 1

	TOTAL	VOTE %	Absentee	Early Voting	Election Day
Cody J Grace	40	100.00%	1	18	21
Total Votes Cast	40	100.00%	1	18	21
Overvotes	0		0	0	0
Undervotes	6		0	3	3

DEM County Chair

Vote For 1

	TOTAL	VOTE %	Absentee	Early Voting	Election Day
Hector Garza	43	100.00%	1	21	21
Total Votes Cast	43	100.00%	1	21	21
Overvotes	0		0	0	0
Undervotes	3		0	0	3

Precinct 0038

Statistics

	TOTAL	Absentee	Early Voting	Election Day
Registered Voters - Total	2,574			
Ballots Cast - Total	573	21	339	213
Ballots Cast - Republican Party	510	14	303	193
Ballots Cast - Democratic Party	63	7	36	20
Ballots Cast - Blank	1	0	0	1
Voter Turnout - Total	22.26%			
Voter Turnout - Republican Party	0.00%			
Voter Turnout - Democratic Party	0.00%			

REP President

Vote For 1

	TOTAL	VOTE %	Absentee	Early Voting	Election Day
Asa Hutchinson	2	0.40%	0	1	1
Donald J. Trump	383	75.84%	14	229	140
Ron DeSantis	12	2.38%	0	9	3
Vivek Ramaswamy	1	0.20%	0	1	0
David Stuckenberg	0	0.00%	0	0	0
Chris Christie	3	0.59%	0	0	3
Ryan L. Binkley	0	0.00%	0	0	0
Nikki Haley	90	17.82%	0	51	39
Uncommitted	14	2.77%	0	8	6
Total Votes Cast	505	100.00%	14	299	192
Overvotes	0		0	0	0
Undervotes	5		0	4	1

REP US Senator

Vote For 1

	TOTAL	VOTE %	Absentee	Early Voting	Election Day
R E (Rufus) Lopez	25	5.23%	0	8	17
Ted Cruz	436	91.21%	14	272	150
Holland "Redd" Gibson	17	3.56%	0	9	8
Total Votes Cast	478	100.00%	14	289	175
Overvotes	0		0	0	0
Undervotes	32		0	14	18

REP US Representative, Dist 1

Vote For 1

	TOTAL	VOTE %	Absentee	Early Voting	Election Day
Nathaniel Moran	384	100.00%	10	231	143
Total Votes Cast	384	100.00%	10	231	143
Overvotes	0		0	0	0
Undervotes	126		4	72	50

Precinct 0038

REP Railroad Commissioner

Vote For 1

	TOTAL	VOTE %	Absentee	Early Voting	Election Day
Corey Howell	28	6.73%	0	8	20
Petra Reyes	10	2.40%	0	7	3
Christie Clark	61	14.66%	1	37	23
James "Jim" Matlock	66	15.87%	0	36	30
Christi Craddick	251	60.34%	8	178	65
Total Votes Cast	416	100.00%	9	266	141
Overvotes	0		0	0	0
Undervotes	94		5	37	52

REP Justice, Supreme Court, PI 2

Vote For 1

	TOTAL	VOTE %	Absentee	Early Voting	Election Day
Jimmy Blacklock	372	100.00%	8	237	127
Total Votes Cast	372	100.00%	8	237	127
Overvotes	0		0	0	0
Undervotes	138		6	66	66

REP Justice, Supreme Court, PI 4

Vote For 1

	TOTAL	VOTE %	Absentee	Early Voting	Election Day
John Devine	229	59.64%	7	151	71
Brian Walker	155	40.36%	2	92	61
Total Votes Cast	384	100.00%	9	243	132
Overvotes	0		0	0	0
Undervotes	126		5	60	61

REP Justice, Supreme Court, PI 6

Vote For 1

	TOTAL	VOTE %	Absentee	Early Voting	Election Day
Jane Bland	330	100.00%	8	211	111
Total Votes Cast	330	100.00%	8	211	111
Overvotes	0		0	0	0
Undervotes	180		6	92	82

REP Presiding Judge, Ct of Crim App

Vote For 1

	TOTAL	VOTE %	Absentee	Early Voting	Election Day
David J. Schenck	257	66.93%	8	170	79
Sharon Keller	127	33.07%	1	77	49
Total Votes Cast	384	100.00%	9	247	128
Overvotes	0		0	0	0
Undervotes	126		5	56	65

Precinct 0038

REP Judge, Ct of Crim App, PI 7

Vote For 1

	TOTAL	VOTE %	Absentee	Early Voting	Election Day
Gina Parker	278	73.54%	8	182	88
Barbara Parker Hervey	100	26.46%	1	60	39
Total Votes Cast	378	100.00%	9	242	127
Overvotes	0		0	0	0
Undervotes	132		5	61	66

REP Judge, Ct of Crim App, PI 8

Vote For 1

	TOTAL	VOTE %	Absentee	Early Voting	Election Day
Lee Finley	181	52.46%	7	108	66
Michelle Slaughter	164	47.54%	0	110	54
Total Votes Cast	345	100.00%	7	218	120
Overvotes	0		0	0	0
Undervotes	165		7	85	73

REP State Representative, Dist 6

Vote For 1

	TOTAL	VOTE %	Absentee	Early Voting	Election Day
Daniel Alders	352	100.00%	9	223	120
Total Votes Cast	352	100.00%	9	223	120
Overvotes	0		0	0	0
Undervotes	158		5	80	73

REP Justice, 12th Ct of Appeals District, PI 3

Vote For 1

	TOTAL	VOTE %	Absentee	Early Voting	Election Day
Greg Neeley	355	100.00%	8	223	124
Total Votes Cast	355	100.00%	8	223	124
Overvotes	0		0	0	0
Undervotes	155		6	80	69

REP Dist Judge, 7th Judicial Dist

Vote For 1

	TOTAL	VOTE %	Absentee	Early Voting	Election Day
Kerry L. Russell	381	100.00%	8	239	134
Total Votes Cast	381	100.00%	8	239	134
Overvotes	0		0	0	0
Undervotes	129		6	64	59

Precinct 0038

REP Dist Judge, 114th Judicial Dist

Vote For 1

	TOTAL	VOTE %	Absentee	Early Voting	Election Day
Austin Reeve Jackson	381	100.00%	10	239	132
Total Votes Cast	381	100.00%	10	239	132
Overvotes	0		0	0	0
Undervotes	129		4	64	61

REP Dist Judge, 475th Judicial Dist

Vote For 1

	TOTAL	VOTE %	Absentee	Early Voting	Election Day
Taylor Heaton	363	100.00%	8	232	123
Total Votes Cast	363	100.00%	8	232	123
Overvotes	0		0	0	0
Undervotes	147		6	71	70

REP Judge, Co Court at Law No. 2, Unexp

Vote For 1

	TOTAL	VOTE %	Absentee	Early Voting	Election Day
Sara Maynard	226	50.56%	8	137	81
Amy McCullough	221	49.44%	0	143	78
Total Votes Cast	447	100.00%	8	280	159
Overvotes	0		0	0	0
Undervotes	63		6	23	34

REP Sheriff

Vote For 1

	TOTAL	VOTE %	Absentee	Early Voting	Election Day
Chris V Green	134	27.69%	4	78	52
Larry R. Smith	350	72.31%	7	213	130
Total Votes Cast	484	100.00%	11	291	182
Overvotes	0		0	0	0
Undervotes	26		3	12	11

REP County Tax Assessor-Collector

Vote For 1

	TOTAL	VOTE %	Absentee	Early Voting	Election Day
Gary B Barber	401	100.00%	10	252	139
Total Votes Cast	401	100.00%	10	252	139
Overvotes	0		0	0	0
Undervotes	109		4	51	54

Precinct 0038

REP County Commissioner Pct 1

Vote For 1

	TOTAL	VOTE %		Absentee	Early Voting	Election Day
Christina Drewry	212	49.88%	<div style="width: 49.88%;"><div style="width: 49.88%;"></div></div>	6	138	68
Pam Frederick	213	50.12%	<div style="width: 50.12%;"><div style="width: 50.12%;"></div></div>	3	132	78
Total Votes Cast	425	100.00%	<div style="width: 100.00%;"><div style="width: 100.00%;"></div></div>	9	270	146
Overvotes	0			0	0	0
Undervotes	85			5	33	47

REP Constable Pct 2

Vote For 1

	TOTAL	VOTE %		Absentee	Early Voting	Election Day
Wayne Allen	360	100.00%	<div style="width: 100.00%;"><div style="width: 100.00%;"></div></div>	7	231	122
Total Votes Cast	360	100.00%	<div style="width: 100.00%;"><div style="width: 100.00%;"></div></div>	7	231	122
Overvotes	0			0	0	0
Undervotes	150			7	72	71

REP County Chair

Vote For 1

	TOTAL	VOTE %		Absentee	Early Voting	Election Day
David Stein	261	69.23%	<div style="width: 69.23%;"><div style="width: 69.23%;"></div></div>	2	173	86
Kevin McCall	116	30.77%	<div style="width: 30.77%;"><div style="width: 30.77%;"></div></div>	4	68	44
Total Votes Cast	377	100.00%	<div style="width: 100.00%;"><div style="width: 100.00%;"></div></div>	6	241	130
Overvotes	0			0	0	0
Undervotes	133			8	62	63

REP Proposition 1

Vote For 1

	TOTAL	VOTE %		Absentee	Early Voting	Election Day
YES	355	74.74%	<div style="width: 74.74%;"><div style="width: 74.74%;"></div></div>	6	214	135
NO	120	25.26%	<div style="width: 25.26%;"><div style="width: 25.26%;"></div></div>	5	72	43
Total Votes Cast	475	100.00%	<div style="width: 100.00%;"><div style="width: 100.00%;"></div></div>	11	286	178
Overvotes	0			0	0	0
Undervotes	35			3	17	15

REP Proposition 2

Vote For 1

	TOTAL	VOTE %		Absentee	Early Voting	Election Day
YES	453	92.64%	<div style="width: 92.64%;"><div style="width: 92.64%;"></div></div>	12	272	169
NO	36	7.36%	<div style="width: 7.36%;"><div style="width: 7.36%;"></div></div>	0	21	15
Total Votes Cast	489	100.00%	<div style="width: 100.00%;"><div style="width: 100.00%;"></div></div>	12	293	184
Overvotes	0			0	0	0
Undervotes	21			2	10	9

Precinct 0038

REP Proposition 3

Vote For 1

	TOTAL	VOTE %	Absentee	Early Voting	Election Day
YES	441	90.93%	12	273	156
NO	44	9.07%	0	18	26
Total Votes Cast	485	100.00%	12	291	182
Overvotes	0		0	0	0
Undervotes	25		2	12	11

REP Proposition 4

Vote For 1

	TOTAL	VOTE %	Absentee	Early Voting	Election Day
YES	416	88.14%	12	256	148
NO	56	11.86%	0	30	26
Total Votes Cast	472	100.00%	12	286	174
Overvotes	0		0	0	0
Undervotes	38		2	17	19

REP Proposition 5

Vote For 1

	TOTAL	VOTE %	Absentee	Early Voting	Election Day
YES	408	85.18%	10	255	143
NO	71	14.82%	0	34	37
Total Votes Cast	479	100.00%	10	289	180
Overvotes	0		0	0	0
Undervotes	31		4	14	13

REP Proposition 6

Vote For 1

	TOTAL	VOTE %	Absentee	Early Voting	Election Day
YES	422	88.10%	9	262	151
NO	57	11.90%	2	28	27
Total Votes Cast	479	100.00%	11	290	178
Overvotes	0		0	0	0
Undervotes	31		3	13	15

REP Proposition 7

Vote For 1

	TOTAL	VOTE %	Absentee	Early Voting	Election Day
YES	342	77.03%	10	210	122
NO	102	22.97%	1	60	41
Total Votes Cast	444	100.00%	11	270	163
Overvotes	0		0	0	0
Undervotes	66		3	33	30

Precinct 0038

REP Proposition 8

Vote For 1

	TOTAL	VOTE %	Absentee	Early Voting	Election Day
YES	447	92.74%	11	268	168
NO	35	7.26%	1	20	14
Total Votes Cast	482	100.00%	12	288	182
Overvotes	0		0	0	0
Undervotes	28		2	15	11

REP Proposition 9

Vote For 1

	TOTAL	VOTE %	Absentee	Early Voting	Election Day
YES	364	76.15%	10	236	118
NO	114	23.85%	2	50	62
Total Votes Cast	478	100.00%	12	286	180
Overvotes	0		0	0	0
Undervotes	32		2	17	13

REP Proposition 10

Vote For 1

	TOTAL	VOTE %	Absentee	Early Voting	Election Day
YES	429	90.51%	11	264	154
NO	45	9.49%	1	22	22
Total Votes Cast	474	100.00%	12	286	176
Overvotes	0		0	0	0
Undervotes	36		2	17	17

REP Proposition 11

Vote For 1

	TOTAL	VOTE %	Absentee	Early Voting	Election Day
YES	380	77.55%	10	232	138
NO	110	22.45%	2	59	49
Total Votes Cast	490	100.00%	12	291	187
Overvotes	0		0	0	0
Undervotes	20		2	12	6

REP Proposition 12

Vote For 1

	TOTAL	VOTE %	Absentee	Early Voting	Election Day
YES	475	96.35%	12	288	175
NO	18	3.65%	0	8	10
Total Votes Cast	493	100.00%	12	296	185
Overvotes	0		0	0	0
Undervotes	17		2	7	8

Precinct 0038

REP Proposition 13

Vote For 1

	TOTAL	VOTE %	Absentee	Early Voting	Election Day
YES	465	94.32%	12	281	172
NO	28	5.68%	0	14	14
Total Votes Cast	493	100.00%	12	295	186
Overvotes	0		0	0	0
Undervotes	17		2	8	7

DEM President

Vote For 1

	TOTAL	VOTE %	Absentee	Early Voting	Election Day
Gabriel A. Cornejo	0	0.00%	0	0	0
Joseph R. Biden Jr.	55	88.71%	7	32	16
Star Locke	0	0.00%	0	0	0
Dean Phillips	2	3.23%	0	1	1
Armando "Mando" Perez-Serrato	0	0.00%	0	0	0
Marianne Williamson	3	4.84%	0	2	1
Frankie Lozada	0	0.00%	0	0	0
Cenk Uygur	2	3.23%	0	1	1
Total Votes Cast	62	100.00%	7	36	19
Overvotes	0		0	0	0
Undervotes	1		0	0	1

DEM US Senator

Vote For 1

	TOTAL	VOTE %	Absentee	Early Voting	Election Day
Carl Oscar Sherman	8	13.33%	0	7	1
Meri Gomez	4	6.67%	1	1	2
Heli Rodriguez Prilliman	3	5.00%	0	3	0
Colin Allred	27	45.00%	5	12	10
Roland Gutierrez	6	10.00%	0	4	2
A. "Robert" Hassan	2	3.33%	0	2	0
Steven J. Keough	2	3.33%	0	1	1
Thierry Tchenko	2	3.33%	0	2	0
Mark Gonzalez	6	10.00%	0	3	3
Total Votes Cast	60	100.00%	6	35	19
Overvotes	0		0	0	0
Undervotes	3		1	1	1

Precinct 0038

DEM Railroad Commissioner

Vote For 1

	TOTAL	VOTE %	Absentee	Early Voting	Election Day
Katherine Culbert	45	81.82%	5	26	14
Bill Burch	10	18.18%	0	6	4
Total Votes Cast	55	100.00%	5	32	18
Overvotes	0		0	0	0
Undervotes	8		2	4	2

DEM Justice, Supreme Court, PI 2

Vote For 1

	TOTAL	VOTE %	Absentee	Early Voting	Election Day
DaSean Jones	40	74.07%	1	26	13
Randy Sarosdy	14	25.93%	4	5	5
Total Votes Cast	54	100.00%	5	31	18
Overvotes	0		0	0	0
Undervotes	9		2	5	2

DEM Justice, Supreme Court, PI 4

Vote For 1

	TOTAL	VOTE %	Absentee	Early Voting	Election Day
Christine Vinh Weems	53	100.00%	5	31	17
Total Votes Cast	53	100.00%	5	31	17
Overvotes	0		0	0	0
Undervotes	10		2	5	3

DEM Justice, Supreme Court, PI 6

Vote For 1

	TOTAL	VOTE %	Absentee	Early Voting	Election Day
Joe Pool	15	27.27%	2	9	4
Bonnie Lee Goldstein	40	72.73%	3	23	14
Total Votes Cast	55	100.00%	5	32	18
Overvotes	0		0	0	0
Undervotes	8		2	4	2

DEM Presiding Judge, Ct of Crim App

Vote For 1

	TOTAL	VOTE %	Absentee	Early Voting	Election Day
Holly Taylor	53	100.00%	5	30	18
Total Votes Cast	53	100.00%	5	30	18
Overvotes	0		0	0	0
Undervotes	10		2	6	2

Precinct 0038

DEM Judge, Ct of Crim App, PI 7

Vote For 1

	TOTAL	VOTE %	Absentee	Early Voting	Election Day
Nancy Mulder	51	100.00%	5	29	17
Total Votes Cast	51	100.00%	5	29	17
Overvotes	0		0	0	0
Undervotes	12		2	7	3

DEM Judge, Ct of Crim App, PI 8

Vote For 1

	TOTAL	VOTE %	Absentee	Early Voting	Election Day
Chika Anyiam	54	100.00%	5	31	18
Total Votes Cast	54	100.00%	5	31	18
Overvotes	0		0	0	0
Undervotes	9		2	5	2

DEM State Representative, Dist 6

Vote For 1

	TOTAL	VOTE %	Absentee	Early Voting	Election Day
Cody J Grace	53	100.00%	5	29	19
Total Votes Cast	53	100.00%	5	29	19
Overvotes	0		0	0	0
Undervotes	10		2	7	1

DEM County Chair

Vote For 1

	TOTAL	VOTE %	Absentee	Early Voting	Election Day
Hector Garza	51	100.00%	6	28	17
Total Votes Cast	51	100.00%	6	28	17
Overvotes	0		0	0	0
Undervotes	12		1	8	3

Precinct 0039

Statistics

	TOTAL	Absentee	Early Voting	Election Day
Registered Voters - Total	369			
Ballots Cast - Total	79	5	43	31
Ballots Cast - Republican Party	36	0	21	15
Ballots Cast - Democratic Party	43	5	22	16
Ballots Cast - Blank	0	0	0	0
Voter Turnout - Total	21.41%			
Voter Turnout - Republican Party	0.00%			
Voter Turnout - Democratic Party	0.00%			

REP President

Vote For 1

	TOTAL	VOTE %	Absentee	Early Voting	Election Day
Asa Hutchinson	0	0.00%	0	0	0
Donald J. Trump	32	91.43%	0	21	11
Ron DeSantis	0	0.00%	0	0	0
Vivek Ramaswamy	0	0.00%	0	0	0
David Stuckenberg	0	0.00%	0	0	0
Chris Christie	0	0.00%	0	0	0
Ryan L. Binkley	0	0.00%	0	0	0
Nikki Haley	3	8.57%	0	0	3
Uncommitted	0	0.00%	0	0	0
Total Votes Cast	35	100.00%	0	21	14
Overvotes	0		0	0	0
Undervotes	1		0	0	1

REP US Senator

Vote For 1

	TOTAL	VOTE %	Absentee	Early Voting	Election Day
R E (Rufus) Lopez	1	2.86%	0	0	1
Ted Cruz	32	91.43%	0	21	11
Holland "Redd" Gibson	2	5.71%	0	0	2
Total Votes Cast	35	100.00%	0	21	14
Overvotes	0		0	0	0
Undervotes	1		0	0	1

REP US Representative, Dist 1

Vote For 1

	TOTAL	VOTE %	Absentee	Early Voting	Election Day
Nathaniel Moran	27	100.00%	0	17	10
Total Votes Cast	27	100.00%	0	17	10
Overvotes	0		0	0	0
Undervotes	9		0	4	5

Precinct 0039

REP Railroad Commissioner

Vote For 1

	TOTAL	VOTE %	Absentee	Early Voting	Election Day
Corey Howell	2	5.88%	0	0	2
Petra Reyes	1	2.94%	0	0	1
Christie Clark	7	20.59%	0	5	2
James "Jim" Matlock	5	14.71%	0	4	1
Christi Craddick	19	55.88%	0	11	8
Total Votes Cast	34	100.00%	0	20	14
Overvotes	0		0	0	0
Undervotes	2		0	1	1

REP Justice, Supreme Court, PI 2

Vote For 1

	TOTAL	VOTE %	Absentee	Early Voting	Election Day
Jimmy Blacklock	30	100.00%	0	20	10
Total Votes Cast	30	100.00%	0	20	10
Overvotes	0		0	0	0
Undervotes	6		0	1	5

REP Justice, Supreme Court, PI 4

Vote For 1

	TOTAL	VOTE %	Absentee	Early Voting	Election Day
John Devine	20	66.67%	0	11	9
Brian Walker	10	33.33%	0	7	3
Total Votes Cast	30	100.00%	0	18	12
Overvotes	0		0	0	0
Undervotes	6		0	3	3

REP Justice, Supreme Court, PI 6

Vote For 1

	TOTAL	VOTE %	Absentee	Early Voting	Election Day
Jane Bland	27	100.00%	0	18	9
Total Votes Cast	27	100.00%	0	18	9
Overvotes	0		0	0	0
Undervotes	9		0	3	6

REP Presiding Judge, Ct of Crim App

Vote For 1

	TOTAL	VOTE %	Absentee	Early Voting	Election Day
David J. Schenck	20	66.67%	0	11	9
Sharon Keller	10	33.33%	0	6	4
Total Votes Cast	30	100.00%	0	17	13
Overvotes	0		0	0	0
Undervotes	6		0	4	2

Precinct 0039

REP Judge, Ct of Crim App, PI 7

Vote For 1

	TOTAL	VOTE %	Absentee	Early Voting	Election Day
Gina Parker	25	83.33%	0	15	10
Barbara Parker Hervey	5	16.67%	0	3	2
Total Votes Cast	30	100.00%	0	18	12
Overvotes	0		0	0	0
Undervotes	6		0	3	3

REP Judge, Ct of Crim App, PI 8

Vote For 1

	TOTAL	VOTE %	Absentee	Early Voting	Election Day
Lee Finley	10	38.46%	0	6	4
Michelle Slaughter	16	61.54%	0	12	4
Total Votes Cast	26	100.00%	0	18	8
Overvotes	0		0	0	0
Undervotes	10		0	3	7

REP State Representative, Dist 6

Vote For 1

	TOTAL	VOTE %	Absentee	Early Voting	Election Day
Daniel Alders	31	100.00%	0	20	11
Total Votes Cast	31	100.00%	0	20	11
Overvotes	0		0	0	0
Undervotes	5		0	1	4

REP Justice, 12th Ct of Appeals District, PI 3

Vote For 1

	TOTAL	VOTE %	Absentee	Early Voting	Election Day
Greg Neeley	30	100.00%	0	20	10
Total Votes Cast	30	100.00%	0	20	10
Overvotes	0		0	0	0
Undervotes	6		0	1	5

REP Dist Judge, 7th Judicial Dist

Vote For 1

	TOTAL	VOTE %	Absentee	Early Voting	Election Day
Kerry L. Russell	30	100.00%	0	20	10
Total Votes Cast	30	100.00%	0	20	10
Overvotes	0		0	0	0
Undervotes	6		0	1	5

Precinct 0039

REP Dist Judge, 114th Judicial Dist

Vote For 1

	TOTAL	VOTE %	Absentee	Early Voting	Election Day
Austin Reeve Jackson	29	100.00%	0	20	9
Total Votes Cast	29	100.00%	0	20	9
Overvotes	0		0	0	0
Undervotes	7		0	1	6

REP Dist Judge, 475th Judicial Dist

Vote For 1

	TOTAL	VOTE %	Absentee	Early Voting	Election Day
Taylor Heaton	28	100.00%	0	20	8
Total Votes Cast	28	100.00%	0	20	8
Overvotes	0		0	0	0
Undervotes	8		0	1	7

REP Judge, Co Court at Law No. 2, Unexp

Vote For 1

	TOTAL	VOTE %	Absentee	Early Voting	Election Day
Sara Maynard	14	42.42%	0	10	4
Amy McCullough	19	57.58%	0	10	9
Total Votes Cast	33	100.00%	0	20	13
Overvotes	0		0	0	0
Undervotes	3		0	1	2

REP Sheriff

Vote For 1

	TOTAL	VOTE %	Absentee	Early Voting	Election Day
Chris V Green	13	38.24%	0	7	6
Larry R. Smith	21	61.76%	0	14	7
Total Votes Cast	34	100.00%	0	21	13
Overvotes	0		0	0	0
Undervotes	2		0	0	2

REP County Tax Assessor-Collector

Vote For 1

	TOTAL	VOTE %	Absentee	Early Voting	Election Day
Gary B Barber	31	100.00%	0	20	11
Total Votes Cast	31	100.00%	0	20	11
Overvotes	0		0	0	0
Undervotes	5		0	1	4

Precinct 0039

REP County Chair

Vote For 1

	TOTAL	VOTE %	Absentee	Early Voting	Election Day
David Stein	19	63.33%	0	12	7
Kevin McCall	11	36.67%	0	8	3
Total Votes Cast	30	100.00%	0	20	10
Overvotes	0		0	0	0
Undervotes	6		0	1	5

REP Proposition 1

Vote For 1

	TOTAL	VOTE %	Absentee	Early Voting	Election Day
YES	28	80.00%	0	20	8
NO	7	20.00%	0	1	6
Total Votes Cast	35	100.00%	0	21	14
Overvotes	0		0	0	0
Undervotes	1		0	0	1

REP Proposition 2

Vote For 1

	TOTAL	VOTE %	Absentee	Early Voting	Election Day
YES	34	94.44%	0	21	13
NO	2	5.56%	0	0	2
Total Votes Cast	36	100.00%	0	21	15
Overvotes	0		0	0	0
Undervotes	0		0	0	0

REP Proposition 3

Vote For 1

	TOTAL	VOTE %	Absentee	Early Voting	Election Day
YES	33	91.67%	0	21	12
NO	3	8.33%	0	0	3
Total Votes Cast	36	100.00%	0	21	15
Overvotes	0		0	0	0
Undervotes	0		0	0	0

REP Proposition 4

Vote For 1

	TOTAL	VOTE %	Absentee	Early Voting	Election Day
YES	33	91.67%	0	21	12
NO	3	8.33%	0	0	3
Total Votes Cast	36	100.00%	0	21	15
Overvotes	0		0	0	0
Undervotes	0		0	0	0

Precinct 0039

REP Proposition 5

Vote For 1

	TOTAL	VOTE %	Absentee	Early Voting	Election Day
YES	33	91.67%	0	21	12
NO	3	8.33%	0	0	3
Total Votes Cast	36	100.00%	0	21	15
Overvotes	0		0	0	0
Undervotes	0		0	0	0

REP Proposition 6

Vote For 1

	TOTAL	VOTE %	Absentee	Early Voting	Election Day
YES	35	97.22%	0	21	14
NO	1	2.78%	0	0	1
Total Votes Cast	36	100.00%	0	21	15
Overvotes	0		0	0	0
Undervotes	0		0	0	0

REP Proposition 7

Vote For 1

	TOTAL	VOTE %	Absentee	Early Voting	Election Day
YES	27	79.41%	0	19	8
NO	7	20.59%	0	2	5
Total Votes Cast	34	100.00%	0	21	13
Overvotes	0		0	0	0
Undervotes	2		0	0	2

REP Proposition 8

Vote For 1

	TOTAL	VOTE %	Absentee	Early Voting	Election Day
YES	34	94.44%	0	21	13
NO	2	5.56%	0	0	2
Total Votes Cast	36	100.00%	0	21	15
Overvotes	0		0	0	0
Undervotes	0		0	0	0

REP Proposition 9

Vote For 1

	TOTAL	VOTE %	Absentee	Early Voting	Election Day
YES	27	77.14%	0	18	9
NO	8	22.86%	0	3	5
Total Votes Cast	35	100.00%	0	21	14
Overvotes	0		0	0	0
Undervotes	1		0	0	1

Precinct 0039

REP Proposition 10

Vote For 1

	TOTAL	VOTE %	Absentee	Early Voting	Election Day
YES	33	94.29%	0	21	12
NO	2	5.71%	0	0	2
Total Votes Cast	35	100.00%	0	21	14
Overvotes	0		0	0	0
Undervotes	1		0	0	1

REP Proposition 11

Vote For 1

	TOTAL	VOTE %	Absentee	Early Voting	Election Day
YES	31	86.11%	0	19	12
NO	5	13.89%	0	2	3
Total Votes Cast	36	100.00%	0	21	15
Overvotes	0		0	0	0
Undervotes	0		0	0	0

REP Proposition 12

Vote For 1

	TOTAL	VOTE %	Absentee	Early Voting	Election Day
YES	33	91.67%	0	21	12
NO	3	8.33%	0	0	3
Total Votes Cast	36	100.00%	0	21	15
Overvotes	0		0	0	0
Undervotes	0		0	0	0

REP Proposition 13

Vote For 1

	TOTAL	VOTE %	Absentee	Early Voting	Election Day
YES	35	100.00%	0	21	14
NO	0	0.00%	0	0	0
Total Votes Cast	35	100.00%	0	21	14
Overvotes	0		0	0	0
Undervotes	1		0	0	1

Precinct 0039

DEM President

Vote For 1

	TOTAL	VOTE %	Absentee	Early Voting	Election Day
Gabriel A. Cornejo	0	0.00%	0	0	0
Joseph R. Biden Jr.	39	97.50%	5	20	14
Star Locke	1	2.50%	0	0	1
Dean Phillips	0	0.00%	0	0	0
Armando "Mando" Perez-Serrato	0	0.00%	0	0	0
Marianne Williamson	0	0.00%	0	0	0
Frankie Lozada	0	0.00%	0	0	0
Cenk Uygur	0	0.00%	0	0	0
Total Votes Cast	40	100.00%	5	20	15
Overvotes	0		0	0	0
Undervotes	3		0	2	1

DEM US Senator

Vote For 1

	TOTAL	VOTE %	Absentee	Early Voting	Election Day
Carl Oscar Sherman	12	30.77%	1	9	2
Meri Gomez	0	0.00%	0	0	0
Heli Rodriguez Prilliman	2	5.13%	0	1	1
Colin Allred	18	46.15%	3	8	7
Roland Gutierrez	2	5.13%	0	1	1
A. "Robert" Hassan	2	5.13%	0	0	2
Steven J. Keough	1	2.56%	0	0	1
Thierry Tchenko	0	0.00%	0	0	0
Mark Gonzalez	2	5.13%	0	1	1
Total Votes Cast	39	100.00%	4	20	15
Overvotes	0		0	0	0
Undervotes	4		1	2	1

DEM Railroad Commissioner

Vote For 1

	TOTAL	VOTE %	Absentee	Early Voting	Election Day
Katherine Culbert	24	63.16%	5	13	6
Bill Burch	14	36.84%	0	5	9
Total Votes Cast	38	100.00%	5	18	15
Overvotes	0		0	0	0
Undervotes	5		0	4	1

Precinct 0039

DEM Justice, Supreme Court, PI 2

Vote For 1

	TOTAL	VOTE %	Absentee	Early Voting	Election Day
DaSean Jones	31	83.78%	5	15	11
Randy Sarosdy	6	16.22%	0	2	4
Total Votes Cast	37	100.00%	5	17	15
Overvotes	0		0	0	0
Undervotes	6		0	5	1

DEM Justice, Supreme Court, PI 4

Vote For 1

	TOTAL	VOTE %	Absentee	Early Voting	Election Day
Christine Vinh Weems	34	100.00%	5	16	13
Total Votes Cast	34	100.00%	5	16	13
Overvotes	0		0	0	0
Undervotes	9		0	6	3

DEM Justice, Supreme Court, PI 6

Vote For 1

	TOTAL	VOTE %	Absentee	Early Voting	Election Day
Joe Pool	14	40.00%	2	6	6
Bonnie Lee Goldstein	21	60.00%	3	10	8
Total Votes Cast	35	100.00%	5	16	14
Overvotes	0		0	0	0
Undervotes	8		0	6	2

DEM Presiding Judge, Ct of Crim App

Vote For 1

	TOTAL	VOTE %	Absentee	Early Voting	Election Day
Holly Taylor	35	100.00%	5	15	15
Total Votes Cast	35	100.00%	5	15	15
Overvotes	0		0	0	0
Undervotes	8		0	7	1

DEM Judge, Ct of Crim App, PI 7

Vote For 1

	TOTAL	VOTE %	Absentee	Early Voting	Election Day
Nancy Mulder	33	100.00%	5	14	14
Total Votes Cast	33	100.00%	5	14	14
Overvotes	0		0	0	0
Undervotes	10		0	8	2

Precinct 0039

DEM Judge, Ct of Crim App, PI 8

Vote For 1

	TOTAL	VOTE %	Absentee	Early Voting	Election Day
Chika Anyiam	35	100.00%	4	16	15
Total Votes Cast	35	100.00%	4	16	15
Overvotes	0		0	0	0
Undervotes	8		1	6	1

DEM State Representative, Dist 6

Vote For 1

	TOTAL	VOTE %	Absentee	Early Voting	Election Day
Cody J Grace	30	100.00%	4	13	13
Total Votes Cast	30	100.00%	4	13	13
Overvotes	0		0	0	0
Undervotes	13		1	9	3

DEM Constable Pct 1

Vote For 1

	TOTAL	VOTE %	Absentee	Early Voting	Election Day
Ralph Caraway Jr	35	81.40%	5	18	12
Derrick P Holman	0	0.00%	0	0	0
Willie Mims	8	18.60%	0	4	4
Total Votes Cast	43	100.00%	5	22	16
Overvotes	0		0	0	0
Undervotes	0		0	0	0

DEM County Chair

Vote For 1

	TOTAL	VOTE %	Absentee	Early Voting	Election Day
Hector Garza	36	100.00%	5	17	14
Total Votes Cast	36	100.00%	5	17	14
Overvotes	0		0	0	0
Undervotes	7		0	5	2

Precinct 0040

Statistics	TOTAL	Absentee	Early Voting	Election Day
Registered Voters - Total	4,425			
Ballots Cast - Total	1,174	33	594	547
Ballots Cast - Republican Party	1,079	25	561	493
Ballots Cast - Democratic Party	95	8	33	54
Ballots Cast - Blank	1	0	1	0
Voter Turnout - Total	26.53%			
Voter Turnout - Republican Party	0.00%			
Voter Turnout - Democratic Party	0.00%			

REP President

Vote For 1

	TOTAL	VOTE %	Absentee	Early Voting	Election Day
Asa Hutchinson	2	0.19%	0	0	2
Donald J. Trump	859	79.83%	19	455	385
Ron DeSantis	33	3.07%	1	15	17
Vivek Ramaswamy	4	0.37%	0	2	2
David Stuckenberg	1	0.09%	0	1	0
Chris Christie	0	0.00%	0	0	0
Ryan L. Binkley	0	0.00%	0	0	0
Nikki Haley	159	14.78%	4	78	77
Uncommitted	18	1.67%	0	8	10
Total Votes Cast	1,076	100.00%	24	559	493
Overvotes	0		0	0	0
Undervotes	3		1	2	0

REP US Senator

Vote For 1

	TOTAL	VOTE %	Absentee	Early Voting	Election Day
R E (Rufus) Lopez	28	2.73%	1	9	18
Ted Cruz	978	95.23%	21	520	437
Holland "Redd" Gibson	21	2.04%	0	10	11
Total Votes Cast	1,027	100.00%	22	539	466
Overvotes	0		0	0	0
Undervotes	52		3	22	27

REP US Representative, Dist 1

Vote For 1

	TOTAL	VOTE %	Absentee	Early Voting	Election Day
Nathaniel Moran	844	100.00%	23	434	387
Total Votes Cast	844	100.00%	23	434	387
Overvotes	0		0	0	0
Undervotes	235		2	127	106

Precinct 0040

REP Railroad Commissioner

Vote For 1

	TOTAL	VOTE %	Absentee	Early Voting	Election Day
Corey Howell	70	7.95%	0	32	38
Petra Reyes	17	1.93%	0	5	12
Christie Clark	133	15.10%	3	69	61
James "Jim" Matlock	129	14.64%	1	50	78
Christi Craddick	532	60.39%	16	317	199
Total Votes Cast	881	100.00%	20	473	388
Overvotes	0		0	0	0
Undervotes	198		5	88	105

REP Justice, Supreme Court, PI 2

Vote For 1

	TOTAL	VOTE %	Absentee	Early Voting	Election Day
Jimmy Blacklock	761	100.00%	17	398	346
Total Votes Cast	761	100.00%	17	398	346
Overvotes	0		0	0	0
Undervotes	318		8	163	147

REP Justice, Supreme Court, PI 4

Vote For 1

	TOTAL	VOTE %	Absentee	Early Voting	Election Day
John Devine	476	58.12%	13	267	196
Brian Walker	343	41.88%	6	173	164
Total Votes Cast	819	100.00%	19	440	360
Overvotes	0		0	0	0
Undervotes	260		6	121	133

REP Justice, Supreme Court, PI 6

Vote For 1

	TOTAL	VOTE %	Absentee	Early Voting	Election Day
Jane Bland	697	100.00%	18	358	321
Total Votes Cast	697	100.00%	18	358	321
Overvotes	0		0	0	0
Undervotes	382		7	203	172

REP Presiding Judge, Ct of Crim App

Vote For 1

	TOTAL	VOTE %	Absentee	Early Voting	Election Day
David J. Schenck	588	69.83%	16	321	251
Sharon Keller	254	30.17%	4	128	122
Total Votes Cast	842	100.00%	20	449	373
Overvotes	0		0	0	0
Undervotes	237		5	112	120

Precinct 0040

REP Judge, Ct of Crim App, PI 7

Vote For 1

	TOTAL	VOTE %	Absentee	Early Voting	Election Day
Gina Parker	626	77.76%	16	341	269
Barbara Parker Hervey	179	22.24%	4	88	87
Total Votes Cast	805	100.00%	20	429	356
Overvotes	0		0	0	0
Undervotes	274		5	132	137

REP Judge, Ct of Crim App, PI 8

Vote For 1

	TOTAL	VOTE %	Absentee	Early Voting	Election Day
Lee Finley	400	53.69%	6	207	187
Michelle Slaughter	345	46.31%	11	187	147
Total Votes Cast	745	100.00%	17	394	334
Overvotes	0		0	0	0
Undervotes	334		8	167	159

REP State Representative, Dist 6

Vote For 1

	TOTAL	VOTE %	Absentee	Early Voting	Election Day
Daniel Alders	742	100.00%	18	391	333
Total Votes Cast	742	100.00%	18	391	333
Overvotes	0		0	0	0
Undervotes	337		7	170	160

REP Justice, 12th Ct of Appeals District, PI 3

Vote For 1

	TOTAL	VOTE %	Absentee	Early Voting	Election Day
Greg Neeley	729	100.00%	18	387	324
Total Votes Cast	729	100.00%	18	387	324
Overvotes	0		0	0	0
Undervotes	350		7	174	169

REP Dist Judge, 7th Judicial Dist

Vote For 1

	TOTAL	VOTE %	Absentee	Early Voting	Election Day
Kerry L. Russell	786	100.00%	18	412	356
Total Votes Cast	786	100.00%	18	412	356
Overvotes	0		0	0	0
Undervotes	293		7	149	137

Precinct 0040

REP Dist Judge, 114th Judicial Dist

Vote For 1

	TOTAL	VOTE %	Absentee	Early Voting	Election Day
Austin Reeve Jackson	773	100.00%	20	407	346
Total Votes Cast	773	100.00%	20	407	346
Overvotes	0		0	0	0
Undervotes	306		5	154	147

REP Dist Judge, 475th Judicial Dist

Vote For 1

	TOTAL	VOTE %	Absentee	Early Voting	Election Day
Taylor Heaton	752	100.00%	18	394	340
Total Votes Cast	752	100.00%	18	394	340
Overvotes	0		0	0	0
Undervotes	327		7	167	153

REP Judge, Co Court at Law No. 2, Unexp

Vote For 1

	TOTAL	VOTE %	Absentee	Early Voting	Election Day
Sara Maynard	508	54.86%	13	290	205
Amy McCullough	418	45.14%	8	208	202
Total Votes Cast	926	100.00%	21	498	407
Overvotes	0		0	0	0
Undervotes	153		4	63	86

REP Sheriff

Vote For 1

	TOTAL	VOTE %	Absentee	Early Voting	Election Day
Chris V Green	331	32.20%	6	149	176
Larry R. Smith	697	67.80%	17	396	284
Total Votes Cast	1,028	100.00%	23	545	460
Overvotes	0		0	0	0
Undervotes	51		2	16	33

REP County Tax Assessor-Collector

Vote For 1

	TOTAL	VOTE %	Absentee	Early Voting	Election Day
Gary B Barber	843	100.00%	21	442	380
Total Votes Cast	843	100.00%	21	442	380
Overvotes	0		0	0	0
Undervotes	236		4	119	113

Precinct 0040

REP County Commissioner Pct 1

Vote For 1

	TOTAL	VOTE %	Absentee	Early Voting	Election Day
Christina Drewry	482	51.55%	12	272	198
Pam Frederick	453	48.45%	9	234	210
Total Votes Cast	935	100.00%	21	506	408
Overvotes	0		0	0	0
Undervotes	144		4	55	85

REP Constable Pct 2

Vote For 1

	TOTAL	VOTE %	Absentee	Early Voting	Election Day
Wayne Allen	753	100.00%	17	396	340
Total Votes Cast	753	100.00%	17	396	340
Overvotes	0		0	0	0
Undervotes	326		8	165	153

REP County Chair

Vote For 1

	TOTAL	VOTE %	Absentee	Early Voting	Election Day
David Stein	541	67.88%	15	280	246
Kevin McCall	256	32.12%	3	139	114
Total Votes Cast	797	100.00%	18	419	360
Overvotes	0		0	0	0
Undervotes	282		7	142	133

REP Proposition 1

Vote For 1

	TOTAL	VOTE %	Absentee	Early Voting	Election Day
YES	825	80.02%	22	451	352
NO	206	19.98%	2	86	118
Total Votes Cast	1,031	100.00%	24	537	470
Overvotes	0		0	0	0
Undervotes	48		1	24	23

REP Proposition 2

Vote For 1

	TOTAL	VOTE %	Absentee	Early Voting	Election Day
YES	1,001	94.70%	24	525	452
NO	56	5.30%	1	25	30
Total Votes Cast	1,057	100.00%	25	550	482
Overvotes	0		0	0	0
Undervotes	22		0	11	11

Precinct 0040

REP Proposition 3

Vote For 1

	TOTAL	VOTE %	Absentee	Early Voting	Election Day
YES	953	91.02%	23	513	417
NO	94	8.98%	2	33	59
Total Votes Cast	1,047	100.00%	25	546	476
Overvotes	0		0	0	0
Undervotes	32		0	15	17

REP Proposition 4

Vote For 1

	TOTAL	VOTE %	Absentee	Early Voting	Election Day
YES	944	90.60%	24	505	415
NO	98	9.40%	1	40	57
Total Votes Cast	1,042	100.00%	25	545	472
Overvotes	0		0	0	0
Undervotes	37		0	16	21

REP Proposition 5

Vote For 1

	TOTAL	VOTE %	Absentee	Early Voting	Election Day
YES	919	87.86%	23	492	404
NO	127	12.14%	2	55	70
Total Votes Cast	1,046	100.00%	25	547	474
Overvotes	0		0	0	0
Undervotes	33		0	14	19

REP Proposition 6

Vote For 1

	TOTAL	VOTE %	Absentee	Early Voting	Election Day
YES	894	86.63%	20	480	394
NO	138	13.37%	5	59	74
Total Votes Cast	1,032	100.00%	25	539	468
Overvotes	0		0	0	0
Undervotes	47		0	22	25

REP Proposition 7

Vote For 1

	TOTAL	VOTE %	Absentee	Early Voting	Election Day
YES	785	80.60%	14	427	344
NO	189	19.40%	10	89	90
Total Votes Cast	974	100.00%	24	516	434
Overvotes	0		0	0	0
Undervotes	105		1	45	59

Precinct 0040

REP Proposition 8

Vote For 1

	TOTAL	VOTE %	Absentee	Early Voting	Election Day
YES	989	94.64%	22	520	447
NO	56	5.36%	3	26	27
Total Votes Cast	1,045	100.00%	25	546	474
Overvotes	0		0	0	0
Undervotes	34		0	15	19

REP Proposition 9

Vote For 1

	TOTAL	VOTE %	Absentee	Early Voting	Election Day
YES	824	80.16%	21	451	352
NO	204	19.84%	3	91	110
Total Votes Cast	1,028	100.00%	24	542	462
Overvotes	0		0	0	0
Undervotes	51		1	19	31

REP Proposition 10

Vote For 1

	TOTAL	VOTE %	Absentee	Early Voting	Election Day
YES	952	93.15%	23	510	419
NO	70	6.85%	1	29	40
Total Votes Cast	1,022	100.00%	24	539	459
Overvotes	0		0	0	0
Undervotes	57		1	22	34

REP Proposition 11

Vote For 1

	TOTAL	VOTE %	Absentee	Early Voting	Election Day
YES	837	80.40%	21	444	372
NO	204	19.60%	4	102	98
Total Votes Cast	1,041	100.00%	25	546	470
Overvotes	0		0	0	0
Undervotes	38		0	15	23

REP Proposition 12

Vote For 1

	TOTAL	VOTE %	Absentee	Early Voting	Election Day
YES	1,030	97.72%	24	534	472
NO	24	2.28%	1	13	10
Total Votes Cast	1,054	100.00%	25	547	482
Overvotes	0		0	0	0
Undervotes	25		0	14	11

Precinct 0040

REP Proposition 13

Vote For 1

	TOTAL	VOTE %	Absentee	Early Voting	Election Day
YES	1,010	96.65%	24	525	461
NO	35	3.35%	1	19	15
Total Votes Cast	1,045	100.00%	25	544	476
Overvotes	0		0	0	0
Undervotes	34		0	17	17

DEM President

Vote For 1

	TOTAL	VOTE %	Absentee	Early Voting	Election Day
Gabriel A. Cornejo	1	1.09%	0	0	1
Joseph R. Biden Jr.	86	93.48%	8	30	48
Star Locke	0	0.00%	0	0	0
Dean Phillips	1	1.09%	0	0	1
Armando "Mando" Perez-Serrato	0	0.00%	0	0	0
Marianne Williamson	4	4.35%	0	1	3
Frankie Lozada	0	0.00%	0	0	0
Cenk Uygur	0	0.00%	0	0	0
Total Votes Cast	92	100.00%	8	31	53
Overvotes	0		0	0	0
Undervotes	3		0	2	1

DEM US Senator

Vote For 1

	TOTAL	VOTE %	Absentee	Early Voting	Election Day
Carl Oscar Sherman	7	7.95%	0	3	4
Meri Gomez	8	9.09%	1	2	5
Heli Rodriguez Prilliman	2	2.27%	1	0	1
Colin Allred	49	55.68%	5	20	24
Roland Gutierrez	9	10.23%	1	4	4
A. "Robert" Hassan	4	4.55%	0	0	4
Steven J. Keough	3	3.41%	0	0	3
Thierry Tchenko	3	3.41%	0	1	2
Mark Gonzalez	3	3.41%	0	1	2
Total Votes Cast	88	100.00%	8	31	49
Overvotes	0		0	0	0
Undervotes	7		0	2	5

Precinct 0040

DEM Railroad Commissioner

Vote For 1

	TOTAL	VOTE %	Absentee	Early Voting	Election Day
Katherine Culbert	60	71.43%	5	21	34
Bill Burch	24	28.57%	3	10	11
Total Votes Cast	84	100.00%	8	31	45
Overvotes	0		0	0	0
Undervotes	11		0	2	9

DEM Justice, Supreme Court, PI 2

Vote For 1

	TOTAL	VOTE %	Absentee	Early Voting	Election Day
DaSean Jones	61	72.62%	5	23	33
Randy Sarosdy	23	27.38%	3	9	11
Total Votes Cast	84	100.00%	8	32	44
Overvotes	0		0	0	0
Undervotes	11		0	1	10

DEM Justice, Supreme Court, PI 4

Vote For 1

	TOTAL	VOTE %	Absentee	Early Voting	Election Day
Christine Vinh Weems	80	100.00%	8	29	43
Total Votes Cast	80	100.00%	8	29	43
Overvotes	0		0	0	0
Undervotes	15		0	4	11

DEM Justice, Supreme Court, PI 6

Vote For 1

	TOTAL	VOTE %	Absentee	Early Voting	Election Day
Joe Pool	24	27.91%	2	8	14
Bonnie Lee Goldstein	62	72.09%	6	23	33
Total Votes Cast	86	100.00%	8	31	47
Overvotes	0		0	0	0
Undervotes	9		0	2	7

DEM Presiding Judge, Ct of Crim App

Vote For 1

	TOTAL	VOTE %	Absentee	Early Voting	Election Day
Holly Taylor	75	100.00%	8	29	38
Total Votes Cast	75	100.00%	8	29	38
Overvotes	0		0	0	0
Undervotes	20		0	4	16

Precinct 0040

DEM Judge, Ct of Crim App, PI 7

Vote For 1

	TOTAL	VOTE %	Absentee	Early Voting	Election Day
Nancy Mulder	78	100.00%	8	30	40
Total Votes Cast	78	100.00%	8	30	40
Overvotes	0		0	0	0
Undervotes	17		0	3	14

DEM Judge, Ct of Crim App, PI 8

Vote For 1

	TOTAL	VOTE %	Absentee	Early Voting	Election Day
Chika Anyiam	76	100.00%	8	30	38
Total Votes Cast	76	100.00%	8	30	38
Overvotes	0		0	0	0
Undervotes	19		0	3	16

DEM State Representative, Dist 6

Vote For 1

	TOTAL	VOTE %	Absentee	Early Voting	Election Day
Cody J Grace	77	100.00%	8	30	39
Total Votes Cast	77	100.00%	8	30	39
Overvotes	0		0	0	0
Undervotes	18		0	3	15

DEM County Chair

Vote For 1

	TOTAL	VOTE %	Absentee	Early Voting	Election Day
Hector Garza	80	100.00%	8	31	41
Total Votes Cast	80	100.00%	8	31	41
Overvotes	0		0	0	0
Undervotes	15		0	2	13

Precinct 0041

Statistics

	TOTAL	Absentee	Early Voting	Election Day
Registered Voters - Total	2,869			
Ballots Cast - Total	688	19	238	431
Ballots Cast - Republican Party	660	18	225	417
Ballots Cast - Democratic Party	28	1	13	14
Ballots Cast - Blank	0	0	0	0
Voter Turnout - Total	23.98%			
Voter Turnout - Republican Party	0.00%			
Voter Turnout - Democratic Party	0.00%			

REP President

Vote For 1

	TOTAL	VOTE %	Absentee	Early Voting	Election Day
Asa Hutchinson	1	0.15%	0	1	0
Donald J. Trump	552	84.02%	14	183	355
Ron DeSantis	4	0.61%	0	1	3
Vivek Ramaswamy	3	0.46%	0	0	3
David Stuckenberg	0	0.00%	0	0	0
Chris Christie	1	0.15%	0	0	1
Ryan L. Binkley	0	0.00%	0	0	0
Nikki Haley	83	12.63%	3	33	47
Uncommitted	13	1.98%	0	7	6
Total Votes Cast	657	100.00%	17	225	415
Overvotes	0		0	0	0
Undervotes	3		1	0	2

REP US Senator

Vote For 1

	TOTAL	VOTE %	Absentee	Early Voting	Election Day
R E (Rufus) Lopez	28	4.49%	3	9	16
Ted Cruz	581	93.26%	15	204	362
Holland "Redd" Gibson	14	2.25%	0	6	8
Total Votes Cast	623	100.00%	18	219	386
Overvotes	0		0	0	0
Undervotes	37		0	6	31

REP US Representative, Dist 1

Vote For 1

	TOTAL	VOTE %	Absentee	Early Voting	Election Day
Nathaniel Moran	523	100.00%	15	179	329
Total Votes Cast	523	100.00%	15	179	329
Overvotes	0		0	0	0
Undervotes	137		3	46	88

Precinct 0041

REP Railroad Commissioner

Vote For 1

	TOTAL	VOTE %	Absentee	Early Voting	Election Day
Corey Howell	53	10.47%	0	17	36
Petra Reyes	15	2.96%	0	2	13
Christie Clark	87	17.19%	2	24	61
James "Jim" Matlock	112	22.13%	2	35	75
Christi Craddick	239	47.23%	13	112	114
Total Votes Cast	506	100.00%	17	190	299
Overvotes	0		0	0	0
Undervotes	154		1	35	118

REP Justice, Supreme Court, PI 2

Vote For 1

	TOTAL	VOTE %	Absentee	Early Voting	Election Day
Jimmy Blacklock	476	100.00%	16	166	294
Total Votes Cast	476	100.00%	16	166	294
Overvotes	0		0	0	0
Undervotes	184		2	59	123

REP Justice, Supreme Court, PI 4

Vote For 1

	TOTAL	VOTE %	Absentee	Early Voting	Election Day
John Devine	238	50.42%	11	89	138
Brian Walker	234	49.58%	6	79	149
Total Votes Cast	472	100.00%	17	168	287
Overvotes	0		0	0	0
Undervotes	188		1	57	130

REP Justice, Supreme Court, PI 6

Vote For 1

	TOTAL	VOTE %	Absentee	Early Voting	Election Day
Jane Bland	435	100.00%	15	153	267
Total Votes Cast	435	100.00%	15	153	267
Overvotes	0		0	0	0
Undervotes	225		3	72	150

REP Presiding Judge, Ct of Crim App

Vote For 1

	TOTAL	VOTE %	Absentee	Early Voting	Election Day
David J. Schenck	319	66.05%	12	108	199
Sharon Keller	164	33.95%	5	62	97
Total Votes Cast	483	100.00%	17	170	296
Overvotes	0		0	0	0
Undervotes	177		1	55	121

Precinct 0041

REP Judge, Ct of Crim App, PI 7

Vote For 1

	TOTAL	VOTE %	Absentee	Early Voting	Election Day
Gina Parker	328	70.39%	14	118	196
Barbara Parker Hervey	138	29.61%	3	49	86
Total Votes Cast	466	100.00%	17	167	282
Overvotes	0		0	0	0
Undervotes	194		1	58	135

REP Judge, Ct of Crim App, PI 8

Vote For 1

	TOTAL	VOTE %	Absentee	Early Voting	Election Day
Lee Finley	250	56.05%	6	81	163
Michelle Slaughter	196	43.95%	11	73	112
Total Votes Cast	446	100.00%	17	154	275
Overvotes	0		0	0	0
Undervotes	214		1	71	142

REP State Representative, Dist 6

Vote For 1

	TOTAL	VOTE %	Absentee	Early Voting	Election Day
Daniel Alders	447	100.00%	15	155	277
Total Votes Cast	447	100.00%	15	155	277
Overvotes	0		0	0	0
Undervotes	213		3	70	140

REP Justice, 12th Ct of Appeals District, PI 3

Vote For 1

	TOTAL	VOTE %	Absentee	Early Voting	Election Day
Greg Neeley	444	100.00%	15	156	273
Total Votes Cast	444	100.00%	15	156	273
Overvotes	0		0	0	0
Undervotes	216		3	69	144

REP Dist Judge, 7th Judicial Dist

Vote For 1

	TOTAL	VOTE %	Absentee	Early Voting	Election Day
Kerry L. Russell	467	100.00%	16	164	287
Total Votes Cast	467	100.00%	16	164	287
Overvotes	0		0	0	0
Undervotes	193		2	61	130

Precinct 0041

REP Dist Judge, 114th Judicial Dist

Vote For 1

	TOTAL	VOTE %	Absentee	Early Voting	Election Day
Austin Reeve Jackson	468	100.00%	16	160	292
Total Votes Cast	468	100.00%	16	160	292
Overvotes	0		0	0	0
Undervotes	192		2	65	125

REP Dist Judge, 475th Judicial Dist

Vote For 1

	TOTAL	VOTE %	Absentee	Early Voting	Election Day
Taylor Heaton	454	100.00%	16	156	282
Total Votes Cast	454	100.00%	16	156	282
Overvotes	0		0	0	0
Undervotes	206		2	69	135

REP Judge, Co Court at Law No. 2, Unexp

Vote For 1

	TOTAL	VOTE %	Absentee	Early Voting	Election Day
Sara Maynard	289	53.52%	13	100	176
Amy McCullough	251	46.48%	4	90	157
Total Votes Cast	540	100.00%	17	190	333
Overvotes	0		0	0	0
Undervotes	120		1	35	84

REP Sheriff

Vote For 1

	TOTAL	VOTE %	Absentee	Early Voting	Election Day
Chris V Green	233	37.95%	5	83	145
Larry R. Smith	381	62.05%	12	131	238
Total Votes Cast	614	100.00%	17	214	383
Overvotes	0		0	0	0
Undervotes	46		1	11	34

REP County Tax Assessor-Collector

Vote For 1

	TOTAL	VOTE %	Absentee	Early Voting	Election Day
Gary B Barber	497	100.00%	17	171	309
Total Votes Cast	497	100.00%	17	171	309
Overvotes	0		0	0	0
Undervotes	163		1	54	108

Precinct 0041

REP County Commissioner Pct 1

Vote For 1

	TOTAL	VOTE %		Absentee	Early Voting	Election Day
Christina Drewry	257	43.27%	<div style="width: 43.27%;"><div style="width: 43.27%;"></div></div>	10	79	168
Pam Frederick	337	56.73%	<div style="width: 56.73%;"><div style="width: 56.73%;"></div></div>	8	125	204
Total Votes Cast	594	100.00%	<div style="width: 100.00%;"><div style="width: 100.00%;"></div></div>	18	204	372
Overvotes	0			0	0	0
Undervotes	66			0	21	45

REP Constable Pct 2

Vote For 1

	TOTAL	VOTE %		Absentee	Early Voting	Election Day
Wayne Allen	454	100.00%	<div style="width: 100.00%;"><div style="width: 100.00%;"></div></div>	16	159	279
Total Votes Cast	454	100.00%	<div style="width: 100.00%;"><div style="width: 100.00%;"></div></div>	16	159	279
Overvotes	0			0	0	0
Undervotes	206			2	66	138

REP County Chair

Vote For 1

	TOTAL	VOTE %		Absentee	Early Voting	Election Day
David Stein	284	61.74%	<div style="width: 61.74%;"><div style="width: 61.74%;"></div></div>	12	123	149
Kevin McCall	176	38.26%	<div style="width: 38.26%;"><div style="width: 38.26%;"></div></div>	5	42	129
Total Votes Cast	460	100.00%	<div style="width: 100.00%;"><div style="width: 100.00%;"></div></div>	17	165	278
Overvotes	0			0	0	0
Undervotes	200			1	60	139

REP Precinct Chair Pct 41

Vote For 1

	TOTAL	VOTE %		Absentee	Early Voting	Election Day
Charles W. Turner	269	62.41%	<div style="width: 62.41%;"><div style="width: 62.41%;"></div></div>	9	106	154
Jesse Constante	162	37.59%	<div style="width: 37.59%;"><div style="width: 37.59%;"></div></div>	6	53	103
Total Votes Cast	431	100.00%	<div style="width: 100.00%;"><div style="width: 100.00%;"></div></div>	15	159	257
Overvotes	0			0	0	0
Undervotes	229			3	66	160

REP Proposition 1

Vote For 1

	TOTAL	VOTE %		Absentee	Early Voting	Election Day
YES	497	79.27%	<div style="width: 79.27%;"><div style="width: 79.27%;"></div></div>	15	174	308
NO	130	20.73%	<div style="width: 20.73%;"><div style="width: 20.73%;"></div></div>	3	39	88
Total Votes Cast	627	100.00%	<div style="width: 100.00%;"><div style="width: 100.00%;"></div></div>	18	213	396
Overvotes	0			0	0	0
Undervotes	33			0	12	21

Precinct 0041

REP Proposition 2

Vote For 1

	TOTAL	VOTE %	Absentee	Early Voting	Election Day
YES	619	96.12%	17	218	384
NO	25	3.88%	1	4	20
Total Votes Cast	644	100.00%	18	222	404
Overvotes	0		0	0	0
Undervotes	16		0	3	13

REP Proposition 3

Vote For 1

	TOTAL	VOTE %	Absentee	Early Voting	Election Day
YES	597	94.16%	18	204	375
NO	37	5.84%	0	13	24
Total Votes Cast	634	100.00%	18	217	399
Overvotes	0		0	0	0
Undervotes	26		0	8	18

REP Proposition 4

Vote For 1

	TOTAL	VOTE %	Absentee	Early Voting	Election Day
YES	589	93.20%	17	206	366
NO	43	6.80%	1	12	30
Total Votes Cast	632	100.00%	18	218	396
Overvotes	0		0	0	0
Undervotes	28		0	7	21

REP Proposition 5

Vote For 1

	TOTAL	VOTE %	Absentee	Early Voting	Election Day
YES	569	90.46%	17	195	357
NO	60	9.54%	1	20	39
Total Votes Cast	629	100.00%	18	215	396
Overvotes	0		0	0	0
Undervotes	31		0	10	21

REP Proposition 6

Vote For 1

	TOTAL	VOTE %	Absentee	Early Voting	Election Day
YES	528	84.34%	12	186	330
NO	98	15.66%	6	27	65
Total Votes Cast	626	100.00%	18	213	395
Overvotes	0		0	0	0
Undervotes	34		0	12	22

Precinct 0041

REP Proposition 7

Vote For 1

	TOTAL	VOTE %	Absentee	Early Voting	Election Day
YES	493	84.56%	13	171	309
NO	90	15.44%	5	32	53
Total Votes Cast	583	100.00%	18	203	362
Overvotes	0		0	0	0
Undervotes	77		0	22	55

REP Proposition 8

Vote For 1

	TOTAL	VOTE %	Absentee	Early Voting	Election Day
YES	605	94.24%	17	214	374
NO	37	5.76%	1	5	31
Total Votes Cast	642	100.00%	18	219	405
Overvotes	0		0	0	0
Undervotes	18		0	6	12

REP Proposition 9

Vote For 1

	TOTAL	VOTE %	Absentee	Early Voting	Election Day
YES	482	77.49%	17	172	293
NO	140	22.51%	1	42	97
Total Votes Cast	622	100.00%	18	214	390
Overvotes	0		0	0	0
Undervotes	38		0	11	27

REP Proposition 10

Vote For 1

	TOTAL	VOTE %	Absentee	Early Voting	Election Day
YES	588	93.93%	17	206	365
NO	38	6.07%	1	9	28
Total Votes Cast	626	100.00%	18	215	393
Overvotes	0		0	0	0
Undervotes	34		0	10	24

REP Proposition 11

Vote For 1

	TOTAL	VOTE %	Absentee	Early Voting	Election Day
YES	470	74.25%	14	172	284
NO	163	25.75%	4	44	115
Total Votes Cast	633	100.00%	18	216	399
Overvotes	0		0	0	0
Undervotes	27		0	9	18

Precinct 0041

REP Proposition 12

Vote For 1

	TOTAL	VOTE %	Absentee	Early Voting	Election Day
YES	628	98.28%	17	217	394
NO	11	1.72%	1	3	7
Total Votes Cast	639	100.00%	18	220	401
Overvotes	0		0	0	0
Undervotes	21		0	5	16

REP Proposition 13

Vote For 1

	TOTAL	VOTE %	Absentee	Early Voting	Election Day
YES	620	97.18%	17	213	390
NO	18	2.82%	1	5	12
Total Votes Cast	638	100.00%	18	218	402
Overvotes	0		0	0	0
Undervotes	22		0	7	15

DEM President

Vote For 1

	TOTAL	VOTE %	Absentee	Early Voting	Election Day
Gabriel A. Cornejo	0	0.00%	0	0	0
Joseph R. Biden Jr.	26	92.86%	1	12	13
Star Locke	0	0.00%	0	0	0
Dean Phillips	2	7.14%	0	1	1
Armando "Mando" Perez-Serrato	0	0.00%	0	0	0
Marianne Williamson	0	0.00%	0	0	0
Frankie Lozada	0	0.00%	0	0	0
Cenk Uygur	0	0.00%	0	0	0
Total Votes Cast	28	100.00%	1	13	14
Overvotes	0		0	0	0
Undervotes	0		0	0	0

Precinct 0041

DEM US Senator

Vote For 1

	TOTAL	VOTE %	Absentee	Early Voting	Election Day
Carl Oscar Sherman	1	3.57%	0	0	1
Meri Gomez	0	0.00%	0	0	0
Heli Rodriguez Prilliman	0	0.00%	0	0	0
Colin Allred	21	75.00%	0	10	11
Roland Gutierrez	2	7.14%	0	2	0
A. "Robert" Hassan	0	0.00%	0	0	0
Steven J. Keough	0	0.00%	0	0	0
Thierry Tchenko	1	3.57%	0	0	1
Mark Gonzalez	3	10.71%	1	1	1
Total Votes Cast	28	100.00%	1	13	14
Overvotes	0		0	0	0
Undervotes	0		0	0	0

DEM Railroad Commissioner

Vote For 1

	TOTAL	VOTE %	Absentee	Early Voting	Election Day
Katherine Culbert	14	53.85%	0	3	11
Bill Burch	12	46.15%	1	8	3
Total Votes Cast	26	100.00%	1	11	14
Overvotes	0		0	0	0
Undervotes	2		0	2	0

DEM Justice, Supreme Court, PI 2

Vote For 1

	TOTAL	VOTE %	Absentee	Early Voting	Election Day
DaSean Jones	19	76.00%	1	7	11
Randy Sarosdy	6	24.00%	0	4	2
Total Votes Cast	25	100.00%	1	11	13
Overvotes	0		0	0	0
Undervotes	3		0	2	1

DEM Justice, Supreme Court, PI 4

Vote For 1

	TOTAL	VOTE %	Absentee	Early Voting	Election Day
Christine Vinh Weems	21	100.00%	1	10	10
Total Votes Cast	21	100.00%	1	10	10
Overvotes	0		0	0	0
Undervotes	7		0	3	4

Precinct 0041

DEM Justice, Supreme Court, PI 6

Vote For 1

	TOTAL	VOTE %	Absentee	Early Voting	Election Day
Joe Pool	3	13.64%	0	0	3
Bonnie Lee Goldstein	19	86.36%	1	11	7
Total Votes Cast	22	100.00%	1	11	10
Overvotes	0		0	0	0
Undervotes	6		0	2	4

DEM Presiding Judge, Ct of Crim App

Vote For 1

	TOTAL	VOTE %	Absentee	Early Voting	Election Day
Holly Taylor	19	100.00%	1	9	9
Total Votes Cast	19	100.00%	1	9	9
Overvotes	0		0	0	0
Undervotes	9		0	4	5

DEM Judge, Ct of Crim App, PI 7

Vote For 1

	TOTAL	VOTE %	Absentee	Early Voting	Election Day
Nancy Mulder	20	100.00%	1	10	9
Total Votes Cast	20	100.00%	1	10	9
Overvotes	0		0	0	0
Undervotes	8		0	3	5

DEM Judge, Ct of Crim App, PI 8

Vote For 1

	TOTAL	VOTE %	Absentee	Early Voting	Election Day
Chika Anyiam	20	100.00%	1	9	10
Total Votes Cast	20	100.00%	1	9	10
Overvotes	0		0	0	0
Undervotes	8		0	4	4

DEM State Representative, Dist 6



Vote For 1

	TOTAL	VOTE %	Absentee	Early Voting	Election Day
Cody J Grace	21	100.00%	1	10	10
Total Votes Cast	21	100.00%	1	10	10
Overvotes	0		0	0	0
Undervotes	7		0	3	4

Precinct 0041

DEM County Chair

Vote For 1

	TOTAL	VOTE %	Absentee	Early Voting	Election Day
Hector Garza	21	100.00% 	1	10	10
Total Votes Cast	21	100.00% 	1	10	10
Overvotes	0		0	0	0
Undervotes	7		0	3	4

Precinct 0042

Statistics

	TOTAL	Absentee	Early Voting	Election Day
Registered Voters - Total	4,434			
Ballots Cast - Total	1,341	12	803	526
Ballots Cast - Republican Party	1,242	4	751	487
Ballots Cast - Democratic Party	99	8	52	39
Ballots Cast - Blank	0	0	0	0
Voter Turnout - Total	30.24%			
Voter Turnout - Republican Party	0.00%			
Voter Turnout - Democratic Party	0.00%			

REP President

Vote For 1

	TOTAL	VOTE %	Absentee	Early Voting	Election Day
Asa Hutchinson	1	0.08%	0	1	0
Donald J. Trump	1,030	83.27%	1	624	405
Ron DeSantis	26	2.10%	1	16	9
Vivek Ramaswamy	2	0.16%	0	2	0
David Stuckenberg	1	0.08%	0	1	0
Chris Christie	5	0.40%	0	3	2
Ryan L. Binkley	0	0.00%	0	0	0
Nikki Haley	155	12.53%	1	90	64
Uncommitted	17	1.37%	1	9	7
Total Votes Cast	1,237	100.00%	4	746	487
Overvotes	0		0	0	0
Undervotes	5		0	5	0

REP US Senator

Vote For 1

	TOTAL	VOTE %	Absentee	Early Voting	Election Day
R E (Rufus) Lopez	44	3.70%	0	25	19
Ted Cruz	1,118	94.11%	3	680	435
Holland "Redd" Gibson	26	2.19%	1	15	10
Total Votes Cast	1,188	100.00%	4	720	464
Overvotes	0		0	0	0
Undervotes	54		0	31	23

REP US Representative, Dist 1

Vote For 1

	TOTAL	VOTE %	Absentee	Early Voting	Election Day
Nathaniel Moran	923	100.00%	4	561	358
Total Votes Cast	923	100.00%	4	561	358
Overvotes	0		0	0	0
Undervotes	319		0	190	129

Precinct 0042

REP Railroad Commissioner

Vote For 1

	TOTAL	VOTE %	Absentee	Early Voting	Election Day
Corey Howell	92	9.07%	0	40	52
Petra Reyes	26	2.56%	0	15	11
Christie Clark	177	17.46%	1	95	81
James "Jim" Matlock	152	14.99%	1	76	75
Christi Craddick	567	55.92%	2	407	158
Total Votes Cast	1,014	100.00%	4	633	377
Overvotes	0		0	0	0
Undervotes	228		0	118	110

REP Justice, Supreme Court, PI 2

Vote For 1

	TOTAL	VOTE %	Absentee	Early Voting	Election Day
Jimmy Blacklock	862	100.00%	3	517	342
Total Votes Cast	862	100.00%	3	517	342
Overvotes	0		0	0	0
Undervotes	380		1	234	145

REP Justice, Supreme Court, PI 4

Vote For 1

	TOTAL	VOTE %	Absentee	Early Voting	Election Day
John Devine	544	58.06%	3	354	187
Brian Walker	393	41.94%	1	227	165
Total Votes Cast	937	100.00%	4	581	352
Overvotes	0		0	0	0
Undervotes	305		0	170	135

REP Justice, Supreme Court, PI 6

Vote For 1

	TOTAL	VOTE %	Absentee	Early Voting	Election Day
Jane Bland	792	100.00%	3	478	311
Total Votes Cast	792	100.00%	3	478	311
Overvotes	0		0	0	0
Undervotes	450		1	273	176

REP Presiding Judge, Ct of Crim App

Vote For 1

	TOTAL	VOTE %	Absentee	Early Voting	Election Day
David J. Schenck	681	70.50%	3	432	246
Sharon Keller	285	29.50%	1	168	116
Total Votes Cast	966	100.00%	4	600	362
Overvotes	0		0	0	0
Undervotes	276		0	151	125

Precinct 0042

REP Judge, Ct of Crim App, PI 7

Vote For 1

	TOTAL	VOTE %	Absentee	Early Voting	Election Day
Gina Parker	713	76.42%	2	445	266
Barbara Parker Hervey	220	23.58%	2	130	88
Total Votes Cast	933	100.00%	4	575	354
Overvotes	0		0	0	0
Undervotes	309		0	176	133

REP Judge, Ct of Crim App, PI 8

Vote For 1

	TOTAL	VOTE %	Absentee	Early Voting	Election Day
Lee Finley	491	57.70%	1	303	187
Michelle Slaughter	360	42.30%	1	223	136
Total Votes Cast	851	100.00%	2	526	323
Overvotes	0		0	0	0
Undervotes	391		2	225	164

REP State Representative, Dist 6

Vote For 1

	TOTAL	VOTE %	Absentee	Early Voting	Election Day
Daniel Alders	840	100.00%	3	506	331
Total Votes Cast	840	100.00%	3	506	331
Overvotes	0		0	0	0
Undervotes	402		1	245	156

REP Justice, 12th Ct of Appeals District, PI 3

Vote For 1

	TOTAL	VOTE %	Absentee	Early Voting	Election Day
Greg Neeley	831	100.00%	4	497	330
Total Votes Cast	831	100.00%	4	497	330
Overvotes	0		0	0	0
Undervotes	411		0	254	157

REP Dist Judge, 7th Judicial Dist

Vote For 1

	TOTAL	VOTE %	Absentee	Early Voting	Election Day
Kerry L. Russell	872	100.00%	3	534	335
Total Votes Cast	872	100.00%	3	534	335
Overvotes	0		0	0	0
Undervotes	370		1	217	152

Precinct 0042

REP Dist Judge, 114th Judicial Dist

Vote For 1

	TOTAL	VOTE %	Absentee	Early Voting	Election Day
Austin Reeve Jackson	861	100.00%	4	523	334
Total Votes Cast	861	100.00%	4	523	334
Overvotes	0		0	0	0
Undervotes	381		0	228	153

REP Dist Judge, 475th Judicial Dist

Vote For 1

	TOTAL	VOTE %	Absentee	Early Voting	Election Day
Taylor Heaton	857	100.00%	4	524	329
Total Votes Cast	857	100.00%	4	524	329
Overvotes	0		0	0	0
Undervotes	385		0	227	158

REP Judge, Co Court at Law No. 2, Unexp

Vote For 1

	TOTAL	VOTE %	Absentee	Early Voting	Election Day
Sara Maynard	567	54.05%	2	355	210
Amy McCullough	482	45.95%	2	302	178
Total Votes Cast	1,049	100.00%	4	657	388
Overvotes	0		0	0	0
Undervotes	193		0	94	99

REP Sheriff

Vote For 1

	TOTAL	VOTE %	Absentee	Early Voting	Election Day
Chris V Green	413	35.27%	0	230	183
Larry R. Smith	758	64.73%	4	492	262
Total Votes Cast	1,171	100.00%	4	722	445
Overvotes	0		0	0	0
Undervotes	71		0	29	42

REP County Tax Assessor-Collector

Vote For 1

	TOTAL	VOTE %	Absentee	Early Voting	Election Day
Gary B Barber	949	100.00%	3	585	361
Total Votes Cast	949	100.00%	3	585	361
Overvotes	0		0	0	0
Undervotes	293		1	166	126

Precinct 0042

REP County Commissioner Pct 1

Vote For 1

	TOTAL	VOTE %		Absentee	Early Voting	Election Day
Christina Drewry	621	57.98%		3	385	233
Pam Frederick	450	42.02%		1	288	161
Total Votes Cast	1,071	100.00%		4	673	394
Overvotes	0			0	0	0
Undervotes	171			0	78	93

REP Constable Pct 2

Vote For 1

	TOTAL	VOTE %		Absentee	Early Voting	Election Day
Wayne Allen	874	100.00%		3	541	330
Total Votes Cast	874	100.00%		3	541	330
Overvotes	0			0	0	0
Undervotes	368			1	210	157

REP County Chair

Vote For 1

	TOTAL	VOTE %		Absentee	Early Voting	Election Day
David Stein	546	63.27%		2	341	203
Kevin McCall	317	36.73%		1	198	118
Total Votes Cast	863	100.00%		3	539	321
Overvotes	0			0	0	0
Undervotes	379			1	212	166

REP Precinct Chair Pct 42

Vote For 1

	TOTAL	VOTE %		Absentee	Early Voting	Election Day
Shannon Mercer	319	35.92%		2	191	126
Chris Drewry	569	64.08%		1	367	201
Total Votes Cast	888	100.00%		3	558	327
Overvotes	0			0	0	0
Undervotes	354			1	193	160

REP Proposition 1

Vote For 1

	TOTAL	VOTE %		Absentee	Early Voting	Election Day
YES	977	81.42%		2	603	372
NO	223	18.58%		2	121	100
Total Votes Cast	1,200	100.00%		4	724	472
Overvotes	0			0	0	0
Undervotes	42			0	27	15

Precinct 0042

REP Proposition 2

Vote For 1

	TOTAL	VOTE %	Absentee	Early Voting	Election Day
YES	1,167	95.11%	3	708	456
NO	60	4.89%	1	34	25
Total Votes Cast	1,227	100.00%	4	742	481
Overvotes	0		0	0	0
Undervotes	15		0	9	6

REP Proposition 3

Vote For 1

	TOTAL	VOTE %	Absentee	Early Voting	Election Day
YES	1,114	92.37%	3	686	425
NO	92	7.63%	1	42	49
Total Votes Cast	1,206	100.00%	4	728	474
Overvotes	0		0	0	0
Undervotes	36		0	23	13

REP Proposition 4

Vote For 1

	TOTAL	VOTE %	Absentee	Early Voting	Election Day
YES	1,116	91.93%	3	676	437
NO	98	8.07%	1	58	39
Total Votes Cast	1,214	100.00%	4	734	476
Overvotes	0		0	0	0
Undervotes	28		0	17	11

REP Proposition 5

Vote For 1

	TOTAL	VOTE %	Absentee	Early Voting	Election Day
YES	1,077	88.79%	3	656	418
NO	136	11.21%	1	75	60
Total Votes Cast	1,213	100.00%	4	731	478
Overvotes	0		0	0	0
Undervotes	29		0	20	9

REP Proposition 6

Vote For 1

	TOTAL	VOTE %	Absentee	Early Voting	Election Day
YES	1,054	88.20%	3	641	410
NO	141	11.80%	1	81	59
Total Votes Cast	1,195	100.00%	4	722	469
Overvotes	0		0	0	0
Undervotes	47		0	29	18

Precinct 0042

REP Proposition 7

Vote For 1

	TOTAL	VOTE %	Absentee	Early Voting	Election Day
YES	922	81.52%	2	561	359
NO	209	18.48%	2	128	79
Total Votes Cast	1,131	100.00%	4	689	438
Overvotes	0		0	0	0
Undervotes	111		0	62	49

REP Proposition 8

Vote For 1

	TOTAL	VOTE %	Absentee	Early Voting	Election Day
YES	1,140	94.14%	3	697	440
NO	71	5.86%	1	36	34
Total Votes Cast	1,211	100.00%	4	733	474
Overvotes	0		0	0	0
Undervotes	31		0	18	13

REP Proposition 9

Vote For 1

	TOTAL	VOTE %	Absentee	Early Voting	Election Day
YES	937	79.27%	3	575	359
NO	245	20.73%	1	141	103
Total Votes Cast	1,182	100.00%	4	716	462
Overvotes	0		0	0	0
Undervotes	60		0	35	25

REP Proposition 10

Vote For 1

	TOTAL	VOTE %	Absentee	Early Voting	Election Day
YES	1,123	93.97%	3	687	433
NO	72	6.03%	1	38	33
Total Votes Cast	1,195	100.00%	4	725	466
Overvotes	0		0	0	0
Undervotes	47		0	26	21

REP Proposition 11

Vote For 1

	TOTAL	VOTE %	Absentee	Early Voting	Election Day
YES	1,023	84.48%	2	627	394
NO	188	15.52%	2	104	82
Total Votes Cast	1,211	100.00%	4	731	476
Overvotes	0		0	0	0
Undervotes	31		0	20	11

Precinct 0042

REP Proposition 12

Vote For 1

	TOTAL	VOTE %	Absentee	Early Voting	Election Day
YES	1,202	98.04%	3	730	469
NO	24	1.96%	1	10	13
Total Votes Cast	1,226	100.00%	4	740	482
Overvotes	0		0	0	0
Undervotes	16		0	11	5

REP Proposition 13

Vote For 1

	TOTAL	VOTE %	Absentee	Early Voting	Election Day
YES	1,184	97.37%	3	723	458
NO	32	2.63%	1	14	17
Total Votes Cast	1,216	100.00%	4	737	475
Overvotes	0		0	0	0
Undervotes	26		0	14	12

DEM President

Vote For 1

	TOTAL	VOTE %	Absentee	Early Voting	Election Day
Gabriel A. Cornejo	2	2.08%	0	1	1
Joseph R. Biden Jr.	90	93.75%	8	48	34
Star Locke	0	0.00%	0	0	0
Dean Phillips	1	1.04%	0	1	0
Armando "Mando" Perez-Serrato	1	1.04%	0	0	1
Marianne Williamson	2	2.08%	0	1	1
Frankie Lozada	0	0.00%	0	0	0
Cenk Uygur	0	0.00%	0	0	0
Total Votes Cast	96	100.00%	8	51	37
Overvotes	0		0	0	0
Undervotes	3		0	1	2

Precinct 0042

DEM US Senator

Vote For 1

	TOTAL	VOTE %	Absentee	Early Voting	Election Day
Carl Oscar Sherman	10	10.64%	1	4	5
Meri Gomez	11	11.70%	0	5	6
Heli Rodriguez Prilliman	1	1.06%	0	1	0
Colin Allred	54	57.45%	2	32	20
Roland Gutierrez	7	7.45%	0	3	4
A. "Robert" Hassan	0	0.00%	0	0	0
Steven J. Keough	3	3.19%	0	1	2
Thierry Tchenko	0	0.00%	0	0	0
Mark Gonzalez	8	8.51%	2	4	2
Total Votes Cast	94	100.00%	5	50	39
Overvotes	0		0	0	0
Undervotes	5		3	2	0

DEM Railroad Commissioner

Vote For 1

	TOTAL	VOTE %	Absentee	Early Voting	Election Day
Katherine Culbert	64	71.91%	7	30	27
Bill Burch	25	28.09%	0	17	8
Total Votes Cast	89	100.00%	7	47	35
Overvotes	0		0	0	0
Undervotes	10		1	5	4

DEM Justice, Supreme Court, PI 2

Vote For 1

	TOTAL	VOTE %	Absentee	Early Voting	Election Day
DaSean Jones	62	71.26%	4	36	22
Randy Sarosdy	25	28.74%	2	11	12
Total Votes Cast	87	100.00%	6	47	34
Overvotes	0		0	0	0
Undervotes	12		2	5	5

DEM Justice, Supreme Court, PI 4

Vote For 1

	TOTAL	VOTE %	Absentee	Early Voting	Election Day
Christine Vinh Weems	74	100.00%	7	37	30
Total Votes Cast	74	100.00%	7	37	30
Overvotes	0		0	0	0
Undervotes	25		1	15	9

Precinct 0042

DEM Justice, Supreme Court, PI 6

Vote For 1

	TOTAL	VOTE %	Absentee	Early Voting	Election Day
Joe Pool	32	36.78%	2	20	10
Bonnie Lee Goldstein	55	63.22%	4	25	26
Total Votes Cast	87	100.00%	6	45	36
Overvotes	0		0	0	0
Undervotes	12		2	7	3

DEM Presiding Judge, Ct of Crim App

Vote For 1

	TOTAL	VOTE %	Absentee	Early Voting	Election Day
Holly Taylor	77	100.00%	7	40	30
Total Votes Cast	77	100.00%	7	40	30
Overvotes	0		0	0	0
Undervotes	22		1	12	9

DEM Judge, Ct of Crim App, PI 7

Vote For 1

	TOTAL	VOTE %	Absentee	Early Voting	Election Day
Nancy Mulder	74	100.00%	6	38	30
Total Votes Cast	74	100.00%	6	38	30
Overvotes	0		0	0	0
Undervotes	25		2	14	9

DEM Judge, Ct of Crim App, PI 8

Vote For 1

	TOTAL	VOTE %	Absentee	Early Voting	Election Day
Chika Anyiam	74	100.00%	6	38	30
Total Votes Cast	74	100.00%	6	38	30
Overvotes	0		0	0	0
Undervotes	25		2	14	9

DEM State Representative, Dist 6



Vote For 1

	TOTAL	VOTE %	Absentee	Early Voting	Election Day
Cody J Grace	78	100.00%	6	41	31
Total Votes Cast	78	100.00%	6	41	31
Overvotes	0		0	0	0
Undervotes	21		2	11	8

Precinct 0042

DEM County Chair

Vote For 1

	TOTAL	VOTE %	Absentee	Early Voting	Election Day
Hector Garza	79	100.00% 	6	41	32
Total Votes Cast	79	100.00% 	6	41	32
Overvotes	0		0	0	0
Undervotes	20		2	11	7

Precinct 0043

Statistics

	TOTAL	Absentee	Early Voting	Election Day
Registered Voters - Total	1,395			
Ballots Cast - Total	366	13	204	149
Ballots Cast - Republican Party	329	9	185	135
Ballots Cast - Democratic Party	37	4	19	14
Ballots Cast - Blank	0	0	0	0
Voter Turnout - Total	26.24%			
Voter Turnout - Republican Party	0.00%			
Voter Turnout - Democratic Party	0.00%			

REP President

Vote For 1

	TOTAL	VOTE %	Absentee	Early Voting	Election Day
Asa Hutchinson	0	0.00%	0	0	0
Donald J. Trump	210	64.42%	5	116	89
Ron DeSantis	3	0.92%	0	2	1
Vivek Ramaswamy	1	0.31%	0	1	0
David Stuckenberg	0	0.00%	0	0	0
Chris Christie	0	0.00%	0	0	0
Ryan L. Binkley	0	0.00%	0	0	0
Nikki Haley	100	30.67%	4	58	38
Uncommitted	12	3.68%	0	6	6
Total Votes Cast	326	100.00%	9	183	134
Overvotes	0		0	0	0
Undervotes	3		0	2	1

REP US Senator

Vote For 1

	TOTAL	VOTE %	Absentee	Early Voting	Election Day
R E (Rufus) Lopez	25	8.20%	0	11	14
Ted Cruz	265	86.89%	8	156	101
Holland "Redd" Gibson	15	4.92%	1	8	6
Total Votes Cast	305	100.00%	9	175	121
Overvotes	0		0	0	0
Undervotes	24		0	10	14

REP US Representative, Dist 1

Vote For 1

	TOTAL	VOTE %	Absentee	Early Voting	Election Day
Nathaniel Moran	238	100.00%	7	137	94
Total Votes Cast	238	100.00%	7	137	94
Overvotes	0		0	0	0
Undervotes	91		2	48	41

Precinct 0043

REP Railroad Commissioner

Vote For 1

	TOTAL	VOTE %	Absentee	Early Voting	Election Day
Corey Howell	18	7.17%	0	8	10
Petra Reyes	8	3.19%	0	5	3
Christie Clark	42	16.73%	0	21	21
James "Jim" Matlock	39	15.54%	2	24	13
Christi Craddick	144	57.37%	5	96	43
Total Votes Cast	251	100.00%	7	154	90
Overvotes	0		0	0	0
Undervotes	78		2	31	45

REP Justice, Supreme Court, PI 2

Vote For 1

	TOTAL	VOTE %	Absentee	Early Voting	Election Day
Jimmy Blacklock	202	100.00%	7	116	79
Total Votes Cast	202	100.00%	7	116	79
Overvotes	0		0	0	0
Undervotes	127		2	69	56

REP Justice, Supreme Court, PI 4

Vote For 1

	TOTAL	VOTE %	Absentee	Early Voting	Election Day
John Devine	117	52.70%	1	80	36
Brian Walker	105	47.30%	4	54	47
Total Votes Cast	222	100.00%	5	134	83
Overvotes	0		0	0	0
Undervotes	107		4	51	52

REP Justice, Supreme Court, PI 6

Vote For 1

	TOTAL	VOTE %	Absentee	Early Voting	Election Day
Jane Bland	180	100.00%	5	104	71
Total Votes Cast	180	100.00%	5	104	71
Overvotes	0		0	0	0
Undervotes	149		4	81	64

REP Presiding Judge, Ct of Crim App

Vote For 1

	TOTAL	VOTE %	Absentee	Early Voting	Election Day
David J. Schenck	156	66.10%	5	94	57
Sharon Keller	80	33.90%	2	47	31
Total Votes Cast	236	100.00%	7	141	88
Overvotes	0		0	0	0
Undervotes	93		2	44	47

Precinct 0043

REP Judge, Ct of Crim App, PI 7

Vote For 1

	TOTAL	VOTE %	Absentee	Early Voting	Election Day
Gina Parker	158	72.15%	5	98	55
Barbara Parker Hervey	61	27.85%	2	34	25
Total Votes Cast	219	100.00%	7	132	80
Overvotes	0		0	0	0
Undervotes	110		2	53	55

REP Judge, Ct of Crim App, PI 8

Vote For 1

	TOTAL	VOTE %	Absentee	Early Voting	Election Day
Lee Finley	108	55.38%	4	62	42
Michelle Slaughter	87	44.62%	2	52	33
Total Votes Cast	195	100.00%	6	114	75
Overvotes	0		0	0	0
Undervotes	134		3	71	60

REP State Representative, Dist 6

Vote For 1

	TOTAL	VOTE %	Absentee	Early Voting	Election Day
Daniel Alders	213	100.00%	7	126	80
Total Votes Cast	213	100.00%	7	126	80
Overvotes	0		0	0	0
Undervotes	116		2	59	55

REP Justice, 12th Ct of Appeals District, PI 3

Vote For 1

	TOTAL	VOTE %	Absentee	Early Voting	Election Day
Greg Neeley	197	100.00%	7	114	76
Total Votes Cast	197	100.00%	7	114	76
Overvotes	0		0	0	0
Undervotes	132		2	71	59

REP Dist Judge, 7th Judicial Dist

Vote For 1

	TOTAL	VOTE %	Absentee	Early Voting	Election Day
Kerry L. Russell	216	100.00%	7	130	79
Total Votes Cast	216	100.00%	7	130	79
Overvotes	0		0	0	0
Undervotes	113		2	55	56

Precinct 0043

REP Dist Judge, 114th Judicial Dist

Vote For 1

	TOTAL	VOTE %	Absentee	Early Voting	Election Day
Austin Reeve Jackson	240	100.00%	7	146	87
Total Votes Cast	240	100.00%	7	146	87
Overvotes	0		0	0	0
Undervotes	89		2	39	48

REP Dist Judge, 475th Judicial Dist

Vote For 1

	TOTAL	VOTE %	Absentee	Early Voting	Election Day
Taylor Heaton	226	100.00%	7	139	80
Total Votes Cast	226	100.00%	7	139	80
Overvotes	0		0	0	0
Undervotes	103		2	46	55

REP Judge, Co Court at Law No. 2, Unexp

Vote For 1

	TOTAL	VOTE %	Absentee	Early Voting	Election Day
Sara Maynard	91	30.33%	0	53	38
Amy McCullough	209	69.67%	8	122	79
Total Votes Cast	300	100.00%	8	175	117
Overvotes	0		0	0	0
Undervotes	29		1	10	18

REP Sheriff

Vote For 1

	TOTAL	VOTE %	Absentee	Early Voting	Election Day
Chris V Green	93	30.69%	2	48	43
Larry R. Smith	210	69.31%	7	127	76
Total Votes Cast	303	100.00%	9	175	119
Overvotes	0		0	0	0
Undervotes	26		0	10	16

REP County Tax Assessor-Collector

Vote For 1

	TOTAL	VOTE %	Absentee	Early Voting	Election Day
Gary B Barber	230	100.00%	7	139	84
Total Votes Cast	230	100.00%	7	139	84
Overvotes	0		0	0	0
Undervotes	99		2	46	51

Precinct 0043

REP County Commissioner Pct 1

Vote For 1

	TOTAL	VOTE %	Absentee	Early Voting	Election Day
Christina Drewry	112	43.24%	3	71	38
Pam Frederick	147	56.76%	5	88	54
Total Votes Cast	259	100.00%	8	159	92
Overvotes	0		0	0	0
Undervotes	70		1	26	43

REP Constable Pct 2

Vote For 1

	TOTAL	VOTE %	Absentee	Early Voting	Election Day
Wayne Allen	200	100.00%	7	117	76
Total Votes Cast	200	100.00%	7	117	76
Overvotes	0		0	0	0
Undervotes	129		2	68	59

REP County Chair

Vote For 1

	TOTAL	VOTE %	Absentee	Early Voting	Election Day
David Stein	177	72.84%	5	109	63
Kevin McCall	66	27.16%	3	34	29
Total Votes Cast	243	100.00%	8	143	92
Overvotes	0		0	0	0
Undervotes	86		1	42	43

REP Proposition 1

Vote For 1

	TOTAL	VOTE %	Absentee	Early Voting	Election Day
YES	218	70.32%	6	115	97
NO	92	29.68%	2	59	31
Total Votes Cast	310	100.00%	8	174	128
Overvotes	0		0	0	0
Undervotes	19		1	11	7

REP Proposition 2

Vote For 1

	TOTAL	VOTE %	Absentee	Early Voting	Election Day
YES	285	88.78%	8	162	115
NO	36	11.22%	1	19	16
Total Votes Cast	321	100.00%	9	181	131
Overvotes	0		0	0	0
Undervotes	8		0	4	4

Precinct 0043

REP Proposition 3

Vote For 1

	TOTAL	VOTE %	Absentee	Early Voting	Election Day
YES	268	85.62%	8	154	106
NO	45	14.38%	0	24	21
Total Votes Cast	313	100.00%	8	178	127
Overvotes	0		0	0	0
Undervotes	16		1	7	8

REP Proposition 4

Vote For 1

	TOTAL	VOTE %	Absentee	Early Voting	Election Day
YES	264	84.08%	9	147	108
NO	50	15.92%	0	29	21
Total Votes Cast	314	100.00%	9	176	129
Overvotes	0		0	0	0
Undervotes	15		0	9	6

REP Proposition 5

Vote For 1

	TOTAL	VOTE %	Absentee	Early Voting	Election Day
YES	232	74.60%	6	136	90
NO	79	25.40%	2	40	37
Total Votes Cast	311	100.00%	8	176	127
Overvotes	0		0	0	0
Undervotes	18		1	9	8

REP Proposition 6

Vote For 1

	TOTAL	VOTE %	Absentee	Early Voting	Election Day
YES	250	81.43%	7	141	102
NO	57	18.57%	1	33	23
Total Votes Cast	307	100.00%	8	174	125
Overvotes	0		0	0	0
Undervotes	22		1	11	10

REP Proposition 7

Vote For 1

	TOTAL	VOTE %	Absentee	Early Voting	Election Day
YES	203	70.98%	6	110	87
NO	83	29.02%	2	49	32
Total Votes Cast	286	100.00%	8	159	119
Overvotes	0		0	0	0
Undervotes	43		1	26	16

Precinct 0043

REP Proposition 8

Vote For 1

	TOTAL	VOTE %	Absentee	Early Voting	Election Day
YES	273	87.22%	7	150	116
NO	40	12.78%	2	26	12
Total Votes Cast	313	100.00%	9	176	128
Overvotes	0		0	0	0
Undervotes	16		0	9	7

REP Proposition 9

Vote For 1

	TOTAL	VOTE %	Absentee	Early Voting	Election Day
YES	199	65.25%	8	117	74
NO	106	34.75%	1	56	49
Total Votes Cast	305	100.00%	9	173	123
Overvotes	0		0	0	0
Undervotes	24		0	12	12

REP Proposition 10

Vote For 1

	TOTAL	VOTE %	Absentee	Early Voting	Election Day
YES	255	83.88%	4	142	109
NO	49	16.12%	4	30	15
Total Votes Cast	304	100.00%	8	172	124
Overvotes	0		0	0	0
Undervotes	25		1	13	11

REP Proposition 11

Vote For 1

	TOTAL	VOTE %	Absentee	Early Voting	Election Day
YES	254	81.41%	7	135	112
NO	58	18.59%	1	41	16
Total Votes Cast	312	100.00%	8	176	128
Overvotes	0		0	0	0
Undervotes	17		1	9	7

REP Proposition 12

Vote For 1

	TOTAL	VOTE %	Absentee	Early Voting	Election Day
YES	304	94.12%	9	166	129
NO	19	5.88%	0	15	4
Total Votes Cast	323	100.00%	9	181	133
Overvotes	0		0	0	0
Undervotes	6		0	4	2

Precinct 0043

REP Proposition 13

Vote For 1

	TOTAL	VOTE %	Absentee	Early Voting	Election Day
YES	286	90.51%	9	159	118
NO	30	9.49%	0	19	11
Total Votes Cast	316	100.00%	9	178	129
Overvotes	0		0	0	0
Undervotes	13		0	7	6

DEM President

Vote For 1

	TOTAL	VOTE %	Absentee	Early Voting	Election Day
Gabriel A. Cornejo	2	5.56%	0	1	1
Joseph R. Biden Jr.	30	83.33%	4	15	11
Star Locke	0	0.00%	0	0	0
Dean Phillips	0	0.00%	0	0	0
Armando "Mando" Perez-Serrato	0	0.00%	0	0	0
Marianne Williamson	3	8.33%	0	1	2
Frankie Lozada	0	0.00%	0	0	0
Cenk Uygur	1	2.78%	0	1	0
Total Votes Cast	36	100.00%	4	18	14
Overvotes	0		0	0	0
Undervotes	1		0	1	0

DEM US Senator

Vote For 1

	TOTAL	VOTE %	Absentee	Early Voting	Election Day
Carl Oscar Sherman	2	5.56%	0	1	1
Meri Gomez	3	8.33%	0	1	2
Heli Rodriguez Prilliman	2	5.56%	0	2	0
Colin Allred	23	63.89%	4	10	9
Roland Gutierrez	4	11.11%	0	3	1
A. "Robert" Hassan	0	0.00%	0	0	0
Steven J. Keough	1	2.78%	0	1	0
Thierry Tchenko	0	0.00%	0	0	0
Mark Gonzalez	1	2.78%	0	0	1
Total Votes Cast	36	100.00%	4	18	14
Overvotes	0		0	0	0
Undervotes	1		0	1	0

Precinct 0043

DEM Railroad Commissioner

Vote For 1

	TOTAL	VOTE %		Absentee	Early Voting	Election Day
Katherine Culbert	25	73.53%		3	10	12
Bill Burch	9	26.47%		1	7	1
Total Votes Cast	34	100.00%		4	17	13
Overvotes	0			0	0	0
Undervotes	3			0	2	1

DEM Justice, Supreme Court, PI 2

Vote For 1

	TOTAL	VOTE %		Absentee	Early Voting	Election Day
DaSean Jones	16	51.61%		2	8	6
Randy Sarosdy	15	48.39%		2	8	5
Total Votes Cast	31	100.00%		4	16	11
Overvotes	0			0	0	0
Undervotes	6			0	3	3

DEM Justice, Supreme Court, PI 4

Vote For 1

	TOTAL	VOTE %		Absentee	Early Voting	Election Day
Christine Vinh Weems	26	100.00%		4	13	9
Total Votes Cast	26	100.00%		4	13	9
Overvotes	0			0	0	0
Undervotes	11			0	6	5

DEM Justice, Supreme Court, PI 6

Vote For 1

	TOTAL	VOTE %		Absentee	Early Voting	Election Day
Joe Pool	6	19.35%		0	3	3
Bonnie Lee Goldstein	25	80.65%		4	12	9
Total Votes Cast	31	100.00%		4	15	12
Overvotes	0			0	0	0
Undervotes	6			0	4	2

DEM Presiding Judge, Ct of Crim App

Vote For 1

	TOTAL	VOTE %		Absentee	Early Voting	Election Day
Holly Taylor	27	100.00%		4	13	10
Total Votes Cast	27	100.00%		4	13	10
Overvotes	0			0	0	0
Undervotes	10			0	6	4

Precinct 0043

DEM Judge, Ct of Crim App, PI 7

Vote For 1

	TOTAL	VOTE %	Absentee	Early Voting	Election Day
Nancy Mulder	27	100.00%	4	13	10
Total Votes Cast	27	100.00%	4	13	10
Overvotes	0		0	0	0
Undervotes	10		0	6	4

DEM Judge, Ct of Crim App, PI 8

Vote For 1

	TOTAL	VOTE %	Absentee	Early Voting	Election Day
Chika Anyiam	25	100.00%	4	12	9
Total Votes Cast	25	100.00%	4	12	9
Overvotes	0		0	0	0
Undervotes	12		0	7	5

DEM State Representative, Dist 6

Vote For 1

	TOTAL	VOTE %	Absentee	Early Voting	Election Day
Cody J Grace	27	100.00%	4	13	10
Total Votes Cast	27	100.00%	4	13	10
Overvotes	0		0	0	0
Undervotes	10		0	6	4

DEM County Chair

Vote For 1

	TOTAL	VOTE %	Absentee	Early Voting	Election Day
Hector Garza	27	100.00%	4	13	10
Total Votes Cast	27	100.00%	4	13	10
Overvotes	0		0	0	0
Undervotes	10		0	6	4

Precinct 0044

Statistics

	TOTAL	Absentee	Early Voting	Election Day
Registered Voters - Total	4,222			
Ballots Cast - Total	815	14	446	355
Ballots Cast - Republican Party	592	6	323	263
Ballots Cast - Democratic Party	223	8	123	92
Ballots Cast - Blank	1	0	0	1
Voter Turnout - Total	19.30%			
Voter Turnout - Republican Party	0.00%			
Voter Turnout - Democratic Party	0.00%			

REP President

Vote For 1

	TOTAL	VOTE %	Absentee	Early Voting	Election Day
Asa Hutchinson	0	0.00%	0	0	0
Donald J. Trump	512	86.78%	5	273	234
Ron DeSantis	8	1.36%	0	5	3
Vivek Ramaswamy	2	0.34%	0	1	1
David Stuckenberg	0	0.00%	0	0	0
Chris Christie	2	0.34%	0	1	1
Ryan L. Binkley	1	0.17%	0	1	0
Nikki Haley	53	8.98%	1	32	20
Uncommitted	12	2.03%	0	8	4
Total Votes Cast	590	100.00%	6	321	263
Overvotes	0		0	0	0
Undervotes	2		0	2	0

REP US Senator

Vote For 1

	TOTAL	VOTE %	Absentee	Early Voting	Election Day
R E (Rufus) Lopez	17	3.03%	0	6	11
Ted Cruz	527	93.94%	6	288	233
Holland "Redd" Gibson	17	3.03%	0	13	4
Total Votes Cast	561	100.00%	6	307	248
Overvotes	0		0	0	0
Undervotes	31		0	16	15

REP US Representative, Dist 1

Vote For 1

	TOTAL	VOTE %	Absentee	Early Voting	Election Day
Nathaniel Moran	459	100.00%	6	256	197
Total Votes Cast	459	100.00%	6	256	197
Overvotes	0		0	0	0
Undervotes	133		0	67	66

Precinct 0044

REP Railroad Commissioner

Vote For 1

	TOTAL	VOTE %	Absentee	Early Voting	Election Day
Corey Howell	46	9.24%	0	22	24
Petra Reyes	10	2.01%	0	4	6
Christie Clark	82	16.47%	0	53	29
James "Jim" Matlock	105	21.08%	4	45	56
Christi Craddick	255	51.20%	2	158	95
Total Votes Cast	498	100.00%	6	282	210
Overvotes	0		0	0	0
Undervotes	94		0	41	53

REP Justice, Supreme Court, PI 2

Vote For 1

	TOTAL	VOTE %	Absentee	Early Voting	Election Day
Jimmy Blacklock	440	100.00%	4	250	186
Total Votes Cast	440	100.00%	4	250	186
Overvotes	0		0	0	0
Undervotes	152		2	73	77

REP Justice, Supreme Court, PI 4

Vote For 1

	TOTAL	VOTE %	Absentee	Early Voting	Election Day
John Devine	266	58.21%	1	159	106
Brian Walker	191	41.79%	3	101	87
Total Votes Cast	457	100.00%	4	260	193
Overvotes	0		0	0	0
Undervotes	135		2	63	70

REP Justice, Supreme Court, PI 6

Vote For 1

	TOTAL	VOTE %	Absentee	Early Voting	Election Day
Jane Bland	395	100.00%	5	216	174
Total Votes Cast	395	100.00%	5	216	174
Overvotes	0		0	0	0
Undervotes	197		1	107	89

REP Presiding Judge, Ct of Crim App

Vote For 1

	TOTAL	VOTE %	Absentee	Early Voting	Election Day
David J. Schenck	334	70.76%	2	183	149
Sharon Keller	138	29.24%	1	79	58
Total Votes Cast	472	100.00%	3	262	207
Overvotes	0		0	0	0
Undervotes	120		3	61	56

Precinct 0044

REP Judge, Ct of Crim App, PI 7

Vote For 1

	TOTAL	VOTE %	Absentee	Early Voting	Election Day
Gina Parker	346	74.57%	2	198	146
Barbara Parker Hervey	118	25.43%	2	60	56
Total Votes Cast	464	100.00%	4	258	202
Overvotes	0		0	0	0
Undervotes	128		2	65	61

REP Judge, Ct of Crim App, PI 8

Vote For 1

	TOTAL	VOTE %	Absentee	Early Voting	Election Day
Lee Finley	238	55.74%	1	134	103
Michelle Slaughter	189	44.26%	3	100	86
Total Votes Cast	427	100.00%	4	234	189
Overvotes	0		0	0	0
Undervotes	165		2	89	74

REP State Representative, Dist 6

Vote For 1

	TOTAL	VOTE %	Absentee	Early Voting	Election Day
Daniel Alders	427	100.00%	6	244	177
Total Votes Cast	427	100.00%	6	244	177
Overvotes	0		0	0	0
Undervotes	165		0	79	86

REP Justice, 12th Ct of Appeals District, PI 3

Vote For 1

	TOTAL	VOTE %	Absentee	Early Voting	Election Day
Greg Neeley	428	100.00%	4	243	181
Total Votes Cast	428	100.00%	4	243	181
Overvotes	0		0	0	0
Undervotes	164		2	80	82

REP Dist Judge, 7th Judicial Dist

Vote For 1

	TOTAL	VOTE %	Absentee	Early Voting	Election Day
Kerry L. Russell	445	100.00%	4	252	189
Total Votes Cast	445	100.00%	4	252	189
Overvotes	0		0	0	0
Undervotes	147		2	71	74

Precinct 0044

REP Dist Judge, 114th Judicial Dist

Vote For 1

	TOTAL	VOTE %	Absentee	Early Voting	Election Day
Austin Reeve Jackson	438	100.00%	6	249	183
Total Votes Cast	438	100.00%	6	249	183
Overvotes	0		0	0	0
Undervotes	154		0	74	80

REP Dist Judge, 475th Judicial Dist

Vote For 1

	TOTAL	VOTE %	Absentee	Early Voting	Election Day
Taylor Heaton	424	100.00%	4	239	181
Total Votes Cast	424	100.00%	4	239	181
Overvotes	0		0	0	0
Undervotes	168		2	84	82

REP Judge, Co Court at Law No. 2, Unexp

Vote For 1

	TOTAL	VOTE %	Absentee	Early Voting	Election Day
Sara Maynard	289	56.67%	2	167	120
Amy McCullough	221	43.33%	4	122	95
Total Votes Cast	510	100.00%	6	289	215
Overvotes	0		0	0	0
Undervotes	82		0	34	48

REP Sheriff

Vote For 1

	TOTAL	VOTE %	Absentee	Early Voting	Election Day
Chris V Green	212	37.72%	1	111	100
Larry R. Smith	350	62.28%	5	200	145
Total Votes Cast	562	100.00%	6	311	245
Overvotes	0		0	0	0
Undervotes	30		0	12	18

REP County Tax Assessor-Collector

Vote For 1

	TOTAL	VOTE %	Absentee	Early Voting	Election Day
Gary B Barber	483	100.00%	6	273	204
Total Votes Cast	483	100.00%	6	273	204
Overvotes	0		0	0	0
Undervotes	109		0	50	59

Precinct 0044

REP Constable Pct 2

Vote For 1

	TOTAL	VOTE %	Absentee	Early Voting	Election Day
Wayne Allen	431	100.00%	6	246	179
Total Votes Cast	431	100.00%	6	246	179
Overvotes	0		0	0	0
Undervotes	161		0	77	84

REP County Chair

Vote For 1

	TOTAL	VOTE %	Absentee	Early Voting	Election Day
David Stein	286	66.67%	1	171	114
Kevin McCall	143	33.33%	4	72	67
Total Votes Cast	429	100.00%	5	243	181
Overvotes	0		0	0	0
Undervotes	163		1	80	82

REP Proposition 1

Vote For 1

	TOTAL	VOTE %	Absentee	Early Voting	Election Day
YES	502	88.07%	3	278	221
NO	68	11.93%	3	36	29
Total Votes Cast	570	100.00%	6	314	250
Overvotes	0		0	0	0
Undervotes	22		0	9	13

REP Proposition 2

Vote For 1

	TOTAL	VOTE %	Absentee	Early Voting	Election Day
YES	555	95.20%	5	303	247
NO	28	4.80%	1	14	13
Total Votes Cast	583	100.00%	6	317	260
Overvotes	0		0	0	0
Undervotes	9		0	6	3

REP Proposition 3

Vote For 1

	TOTAL	VOTE %	Absentee	Early Voting	Election Day
YES	545	94.29%	5	297	243
NO	33	5.71%	1	17	15
Total Votes Cast	578	100.00%	6	314	258
Overvotes	0		0	0	0
Undervotes	14		0	9	5

Precinct 0044

REP Proposition 4

Vote For 1

	TOTAL	VOTE %	Absentee	Early Voting	Election Day
YES	547	94.47%	5	300	242
NO	32	5.53%	1	15	16
Total Votes Cast	579	100.00%	6	315	258
Overvotes	0		0	0	0
Undervotes	13		0	8	5

REP Proposition 5

Vote For 1

	TOTAL	VOTE %	Absentee	Early Voting	Election Day
YES	521	90.45%	5	285	231
NO	55	9.55%	1	30	24
Total Votes Cast	576	100.00%	6	315	255
Overvotes	0		0	0	0
Undervotes	16		0	8	8

REP Proposition 6

Vote For 1

	TOTAL	VOTE %	Absentee	Early Voting	Election Day
YES	514	89.24%	4	282	228
NO	62	10.76%	2	32	28
Total Votes Cast	576	100.00%	6	314	256
Overvotes	0		0	0	0
Undervotes	16		0	9	7

REP Proposition 7

Vote For 1

	TOTAL	VOTE %	Absentee	Early Voting	Election Day
YES	475	86.68%	4	262	209
NO	73	13.32%	1	41	31
Total Votes Cast	548	100.00%	5	303	240
Overvotes	0		0	0	0
Undervotes	44		1	20	23

REP Proposition 8

Vote For 1

	TOTAL	VOTE %	Absentee	Early Voting	Election Day
YES	566	97.08%	6	312	248
NO	17	2.92%	0	6	11
Total Votes Cast	583	100.00%	6	318	259
Overvotes	0		0	0	0
Undervotes	9		0	5	4

Precinct 0044

REP Proposition 9

Vote For 1

	TOTAL	VOTE %		Absentee	Early Voting	Election Day
YES	458	80.35%	<div style="width: 80.35%;"><div style="width: 80.35%;"></div></div>	3	258	197
NO	112	19.65%	<div style="width: 19.65%;"><div style="width: 19.65%;"></div></div>	3	56	53
Total Votes Cast	570	100.00%	<div style="width: 100%;"><div style="width: 100%;"></div></div>	6	314	250
Overvotes	0			0	0	0
Undervotes	22			0	9	13

REP Proposition 10

Vote For 1

	TOTAL	VOTE %		Absentee	Early Voting	Election Day
YES	555	95.52%	<div style="width: 95.52%;"><div style="width: 95.52%;"></div></div>	6	303	246
NO	26	4.48%	<div style="width: 4.48%;"><div style="width: 4.48%;"></div></div>	0	14	12
Total Votes Cast	581	100.00%	<div style="width: 100%;"><div style="width: 100%;"></div></div>	6	317	258
Overvotes	0			0	0	0
Undervotes	11			0	6	5

REP Proposition 11

Vote For 1

	TOTAL	VOTE %		Absentee	Early Voting	Election Day
YES	502	86.40%	<div style="width: 86.40%;"><div style="width: 86.40%;"></div></div>	4	269	229
NO	79	13.60%	<div style="width: 13.60%;"><div style="width: 13.60%;"></div></div>	2	49	28
Total Votes Cast	581	100.00%	<div style="width: 100%;"><div style="width: 100%;"></div></div>	6	318	257
Overvotes	0			0	0	0
Undervotes	11			0	5	6

REP Proposition 12

Vote For 1

	TOTAL	VOTE %		Absentee	Early Voting	Election Day
YES	576	98.29%	<div style="width: 98.29%;"><div style="width: 98.29%;"></div></div>	6	313	257
NO	10	1.71%	<div style="width: 1.71%;"><div style="width: 1.71%;"></div></div>	0	7	3
Total Votes Cast	586	100.00%	<div style="width: 100%;"><div style="width: 100%;"></div></div>	6	320	260
Overvotes	0			0	0	0
Undervotes	6			0	3	3

REP Proposition 13

Vote For 1

	TOTAL	VOTE %		Absentee	Early Voting	Election Day
YES	574	98.29%	<div style="width: 98.29%;"><div style="width: 98.29%;"></div></div>	6	314	254
NO	10	1.71%	<div style="width: 1.71%;"><div style="width: 1.71%;"></div></div>	0	5	5
Total Votes Cast	584	100.00%	<div style="width: 100%;"><div style="width: 100%;"></div></div>	6	319	259
Overvotes	0			0	0	0
Undervotes	8			0	4	4

Precinct 0044

DEM President

Vote For 1

	TOTAL	VOTE %	Absentee	Early Voting	Election Day
Gabriel A. Cornejo	4	1.83%	0	1	3
Joseph R. Biden Jr.	195	89.04%	8	109	78
Star Locke	2	0.91%	0	1	1
Dean Phillips	11	5.02%	0	7	4
Armando "Mando" Perez-Serrato	1	0.46%	0	1	0
Marianne Williamson	4	1.83%	0	1	3
Frankie Lozada	0	0.00%	0	0	0
Cenk Uygur	2	0.91%	0	2	0
Total Votes Cast	219	100.00%	8	122	89
Overvotes	0		0	0	0
Undervotes	4		0	1	3

DEM US Senator

Vote For 1

	TOTAL	VOTE %	Absentee	Early Voting	Election Day
Carl Oscar Sherman	34	17.09%	0	19	15
Meri Gomez	17	8.54%	0	9	8
Heli Rodriguez Prilliman	3	1.51%	0	1	2
Colin Allred	102	51.26%	6	60	36
Roland Gutierrez	13	6.53%	0	6	7
A. "Robert" Hassan	4	2.01%	1	1	2
Steven J. Keough	4	2.01%	0	1	3
Thierry Tchenko	2	1.00%	0	1	1
Mark Gonzalez	20	10.05%	0	12	8
Total Votes Cast	199	100.00%	7	110	82
Overvotes	0		0	0	0
Undervotes	24		1	13	10

DEM Railroad Commissioner

Vote For 1

	TOTAL	VOTE %	Absentee	Early Voting	Election Day
Katherine Culbert	135	69.95%	3	76	56
Bill Burch	58	30.05%	3	30	25
Total Votes Cast	193	100.00%	6	106	81
Overvotes	0		0	0	0
Undervotes	30		2	17	11

Precinct 0044

DEM Justice, Supreme Court, PI 2

Vote For 1

	TOTAL	VOTE %	Absentee	Early Voting	Election Day
DaSean Jones	149	79.68%	4	76	69
Randy Sarosdy	38	20.32%	3	27	8
Total Votes Cast	187	100.00%	7	103	77
Overvotes	0		0	0	0
Undervotes	36		1	20	15

DEM Justice, Supreme Court, PI 4

Vote For 1

	TOTAL	VOTE %	Absentee	Early Voting	Election Day
Christine Vinh Weems	169	100.00%	5	91	73
Total Votes Cast	169	100.00%	5	91	73
Overvotes	0		0	0	0
Undervotes	54		3	32	19

DEM Justice, Supreme Court, PI 6

Vote For 1

	TOTAL	VOTE %	Absentee	Early Voting	Election Day
Joe Pool	87	46.52%	2	48	37
Bonnie Lee Goldstein	100	53.48%	4	56	40
Total Votes Cast	187	100.00%	6	104	77
Overvotes	0		0	0	0
Undervotes	36		2	19	15

DEM Presiding Judge, Ct of Crim App

Vote For 1

	TOTAL	VOTE %	Absentee	Early Voting	Election Day
Holly Taylor	173	100.00%	5	93	75
Total Votes Cast	173	100.00%	5	93	75
Overvotes	0		0	0	0
Undervotes	50		3	30	17

DEM Judge, Ct of Crim App, PI 7

Vote For 1

	TOTAL	VOTE %	Absentee	Early Voting	Election Day
Nancy Mulder	167	100.00%	5	90	72
Total Votes Cast	167	100.00%	5	90	72
Overvotes	0		0	0	0
Undervotes	56		3	33	20

Precinct 0044

DEM Judge, Ct of Crim App, PI 8

Vote For 1

	TOTAL	VOTE %	Absentee	Early Voting	Election Day
Chika Anyiam	167	100.00%	5	89	73
Total Votes Cast	167	100.00%	5	89	73
Overvotes	0		0	0	0
Undervotes	56		3	34	19

DEM State Representative, Dist 6

Vote For 1

	TOTAL	VOTE %	Absentee	Early Voting	Election Day
Cody J Grace	171	100.00%	5	95	71
Total Votes Cast	171	100.00%	5	95	71
Overvotes	0		0	0	0
Undervotes	52		3	28	21

DEM County Chair

Vote For 1

	TOTAL	VOTE %	Absentee	Early Voting	Election Day
Hector Garza	177	100.00%	4	96	77
Total Votes Cast	177	100.00%	4	96	77
Overvotes	0		0	0	0
Undervotes	46		4	27	15

Precinct 0045

Statistics

	TOTAL	Absentee	Early Voting	Election Day
Registered Voters - Total	2,242			
Ballots Cast - Total	675	10	343	322
Ballots Cast - Republican Party	632	9	318	305
Ballots Cast - Democratic Party	43	1	25	17
Ballots Cast - Blank	0	0	0	0
Voter Turnout - Total	30.11%			
Voter Turnout - Republican Party	0.00%			
Voter Turnout - Democratic Party	0.00%			

REP President

Vote For 1

	TOTAL	VOTE %	Absentee	Early Voting	Election Day
Asa Hutchinson	0	0.00%	0	0	0
Donald J. Trump	542	86.17%	4	277	261
Ron DeSantis	12	1.91%	0	8	4
Vivek Ramaswamy	1	0.16%	0	0	1
David Stuckenberg	0	0.00%	0	0	0
Chris Christie	0	0.00%	0	0	0
Ryan L. Binkley	0	0.00%	0	0	0
Nikki Haley	68	10.81%	5	31	32
Uncommitted	6	0.95%	0	2	4
Total Votes Cast	629	100.00%	9	318	302
Overvotes	0		0	0	0
Undervotes	3		0	0	3

REP US Senator

Vote For 1

	TOTAL	VOTE %	Absentee	Early Voting	Election Day
R E (Rufus) Lopez	9	1.50%	0	4	5
Ted Cruz	579	96.18%	6	298	275
Holland "Redd" Gibson	14	2.33%	1	5	8
Total Votes Cast	602	100.00%	7	307	288
Overvotes	0		0	0	0
Undervotes	30		2	11	17

REP US Representative, Dist 1

Vote For 1

	TOTAL	VOTE %	Absentee	Early Voting	Election Day
Nathaniel Moran	513	100.00%	8	272	233
Total Votes Cast	513	100.00%	8	272	233
Overvotes	0		0	0	0
Undervotes	119		1	46	72

Precinct 0045

REP Railroad Commissioner

Vote For 1

	TOTAL	VOTE %	Absentee	Early Voting	Election Day
Corey Howell	53	10.43%	0	24	29
Petra Reyes	9	1.77%	0	1	8
Christie Clark	82	16.14%	1	39	42
James "Jim" Matlock	94	18.50%	1	35	58
Christi Craddick	270	53.15%	4	174	92
Total Votes Cast	508	100.00%	6	273	229
Overvotes	0		0	0	0
Undervotes	124		3	45	76

REP Justice, Supreme Court, PI 2

Vote For 1

	TOTAL	VOTE %	Absentee	Early Voting	Election Day
Jimmy Blacklock	463	100.00%	6	242	215
Total Votes Cast	463	100.00%	6	242	215
Overvotes	0		0	0	0
Undervotes	169		3	76	90

REP Justice, Supreme Court, PI 4

Vote For 1

	TOTAL	VOTE %	Absentee	Early Voting	Election Day
John Devine	251	53.52%	5	133	113
Brian Walker	218	46.48%	1	114	103
Total Votes Cast	469	100.00%	6	247	216
Overvotes	0		0	0	0
Undervotes	163		3	71	89

REP Justice, Supreme Court, PI 6

Vote For 1

	TOTAL	VOTE %	Absentee	Early Voting	Election Day
Jane Bland	414	100.00%	6	220	188
Total Votes Cast	414	100.00%	6	220	188
Overvotes	0		0	0	0
Undervotes	218		3	98	117

REP Presiding Judge, Ct of Crim App

Vote For 1

	TOTAL	VOTE %	Absentee	Early Voting	Election Day
David J. Schenck	337	69.92%	5	193	139
Sharon Keller	145	30.08%	1	60	84
Total Votes Cast	482	100.00%	6	253	223
Overvotes	0		0	0	0
Undervotes	150		3	65	82

Precinct 0045

REP Judge, Ct of Crim App, PI 7

Vote For 1

	TOTAL	VOTE %	Absentee	Early Voting	Election Day
Gina Parker	356	77.06%	4	200	152
Barbara Parker Hervey	106	22.94%	2	45	59
Total Votes Cast	462	100.00%	6	245	211
Overvotes	0		0	0	0
Undervotes	170		3	73	94

REP Judge, Ct of Crim App, PI 8

Vote For 1

	TOTAL	VOTE %	Absentee	Early Voting	Election Day
Lee Finley	243	55.48%	2	125	116
Michelle Slaughter	195	44.52%	3	102	90
Total Votes Cast	438	100.00%	5	227	206
Overvotes	0		0	0	0
Undervotes	194		4	91	99

REP State Representative, Dist 6

Vote For 1

	TOTAL	VOTE %	Absentee	Early Voting	Election Day
Daniel Alders	438	100.00%	6	235	197
Total Votes Cast	438	100.00%	6	235	197
Overvotes	0		0	0	0
Undervotes	194		3	83	108

REP Justice, 12th Ct of Appeals District, PI 3

Vote For 1

	TOTAL	VOTE %	Absentee	Early Voting	Election Day
Greg Neeley	429	100.00%	6	230	193
Total Votes Cast	429	100.00%	6	230	193
Overvotes	0		0	0	0
Undervotes	203		3	88	112

REP Dist Judge, 7th Judicial Dist

Vote For 1

	TOTAL	VOTE %	Absentee	Early Voting	Election Day
Kerry L. Russell	456	100.00%	7	241	208
Total Votes Cast	456	100.00%	7	241	208
Overvotes	0		0	0	0
Undervotes	176		2	77	97

Precinct 0045

REP Dist Judge, 114th Judicial Dist

Vote For 1

	TOTAL	VOTE %	Absentee	Early Voting	Election Day
Austin Reeve Jackson	457	100.00%	6	245	206
Total Votes Cast	457	100.00%	6	245	206
Overvotes	0		0	0	0
Undervotes	175		3	73	99

REP Dist Judge, 475th Judicial Dist

Vote For 1

	TOTAL	VOTE %	Absentee	Early Voting	Election Day
Taylor Heaton	450	100.00%	6	243	201
Total Votes Cast	450	100.00%	6	243	201
Overvotes	0		0	0	0
Undervotes	182		3	75	104

REP Judge, Co Court at Law No. 2, Unexp

Vote For 1

	TOTAL	VOTE %	Absentee	Early Voting	Election Day
Sara Maynard	282	52.81%	6	153	123
Amy McCullough	252	47.19%	1	134	117
Total Votes Cast	534	100.00%	7	287	240
Overvotes	0		0	0	0
Undervotes	98		2	31	65

REP Sheriff

Vote For 1

	TOTAL	VOTE %	Absentee	Early Voting	Election Day
Chris V Green	208	34.27%	2	111	95
Larry R. Smith	399	65.73%	7	201	191
Total Votes Cast	607	100.00%	9	312	286
Overvotes	0		0	0	0
Undervotes	25		0	6	19

REP County Tax Assessor-Collector

Vote For 1

	TOTAL	VOTE %	Absentee	Early Voting	Election Day
Gary B Barber	512	100.00%	7	268	237
Total Votes Cast	512	100.00%	7	268	237
Overvotes	0		0	0	0
Undervotes	120		2	50	68

Precinct 0045

REP Constable Pct 3

Vote For 1

	TOTAL	VOTE %	Absentee	Early Voting	Election Day
Jim Blackmon	461	100.00%	6	244	211
Total Votes Cast	461	100.00%	6	244	211
Overvotes	0		0	0	0
Undervotes	171		3	74	94

REP County Chair

Vote For 1

	TOTAL	VOTE %	Absentee	Early Voting	Election Day
David Stein	319	70.11%	2	189	128
Kevin McCall	136	29.89%	1	64	71
Total Votes Cast	455	100.00%	3	253	199
Overvotes	0		0	0	0
Undervotes	177		6	65	106

REP Proposition 1

Vote For 1

	TOTAL	VOTE %	Absentee	Early Voting	Election Day
YES	515	84.84%	7	266	242
NO	92	15.16%	2	42	48
Total Votes Cast	607	100.00%	9	308	290
Overvotes	0		0	0	0
Undervotes	25		0	10	15

REP Proposition 2

Vote For 1

	TOTAL	VOTE %	Absentee	Early Voting	Election Day
YES	597	95.67%	8	301	288
NO	27	4.33%	1	14	12
Total Votes Cast	624	100.00%	9	315	300
Overvotes	0		0	0	0
Undervotes	8		0	3	5

REP Proposition 3

Vote For 1

	TOTAL	VOTE %	Absentee	Early Voting	Election Day
YES	579	94.45%	7	301	271
NO	34	5.55%	1	10	23
Total Votes Cast	613	100.00%	8	311	294
Overvotes	0		0	0	0
Undervotes	19		1	7	11

Precinct 0045

REP Proposition 4

Vote For 1

	TOTAL	VOTE %	Absentee	Early Voting	Election Day
YES	576	93.05%	7	300	269
NO	43	6.95%	2	15	26
Total Votes Cast	619	100.00%	9	315	295
Overvotes	0		0	0	0
Undervotes	13		0	3	10

REP Proposition 5

Vote For 1

	TOTAL	VOTE %	Absentee	Early Voting	Election Day
YES	558	90.58%	7	287	264
NO	58	9.42%	2	24	32
Total Votes Cast	616	100.00%	9	311	296
Overvotes	0		0	0	0
Undervotes	16		0	7	9

REP Proposition 6

Vote For 1

	TOTAL	VOTE %	Absentee	Early Voting	Election Day
YES	546	90.25%	7	287	252
NO	59	9.75%	2	24	33
Total Votes Cast	605	100.00%	9	311	285
Overvotes	0		0	0	0
Undervotes	27		0	7	20

REP Proposition 7

Vote For 1

	TOTAL	VOTE %	Absentee	Early Voting	Election Day
YES	502	85.67%	6	261	235
NO	84	14.33%	1	41	42
Total Votes Cast	586	100.00%	7	302	277
Overvotes	0		0	0	0
Undervotes	46		2	16	28

REP Proposition 8

Vote For 1

	TOTAL	VOTE %	Absentee	Early Voting	Election Day
YES	589	94.69%	7	305	277
NO	33	5.31%	2	10	21
Total Votes Cast	622	100.00%	9	315	298
Overvotes	0		0	0	0
Undervotes	10		0	3	7

Precinct 0045

REP Proposition 9

Vote For 1

	TOTAL	VOTE %	Absentee	Early Voting	Election Day
YES	495	81.01%	7	260	228
NO	116	18.99%	2	52	62
Total Votes Cast	611	100.00%	9	312	290
Overvotes	0		0	0	0
Undervotes	21		0	6	15

REP Proposition 10

Vote For 1

	TOTAL	VOTE %	Absentee	Early Voting	Election Day
YES	586	96.07%	7	303	276
NO	24	3.93%	2	8	14
Total Votes Cast	610	100.00%	9	311	290
Overvotes	0		0	0	0
Undervotes	22		0	7	15

REP Proposition 11

Vote For 1

	TOTAL	VOTE %	Absentee	Early Voting	Election Day
YES	507	82.84%	7	261	239
NO	105	17.16%	2	50	53
Total Votes Cast	612	100.00%	9	311	292
Overvotes	0		0	0	0
Undervotes	20		0	7	13

REP Proposition 12

Vote For 1

	TOTAL	VOTE %	Absentee	Early Voting	Election Day
YES	609	98.38%	7	311	291
NO	10	1.62%	2	3	5
Total Votes Cast	619	100.00%	9	314	296
Overvotes	0		0	0	0
Undervotes	13		0	4	9

REP Proposition 13

Vote For 1

	TOTAL	VOTE %	Absentee	Early Voting	Election Day
YES	610	97.91%	8	314	288
NO	13	2.09%	1	1	11
Total Votes Cast	623	100.00%	9	315	299
Overvotes	0		0	0	0
Undervotes	9		0	3	6

Precinct 0045

DEM President

Vote For 1

	TOTAL	VOTE %	Absentee	Early Voting	Election Day
Gabriel A. Cornejo	0	0.00%	0	0	0
Joseph R. Biden Jr.	40	93.02%	1	25	14
Star Locke	1	2.33%	0	0	1
Dean Phillips	0	0.00%	0	0	0
Armando "Mando" Perez-Serrato	0	0.00%	0	0	0
Marianne Williamson	2	4.65%	0	0	2
Frankie Lozada	0	0.00%	0	0	0
Cenk Uygur	0	0.00%	0	0	0
Total Votes Cast	43	100.00%	1	25	17
Overvotes	0		0	0	0
Undervotes	0		0	0	0

DEM US Senator

Vote For 1

	TOTAL	VOTE %	Absentee	Early Voting	Election Day
Carl Oscar Sherman	4	9.52%	1	2	1
Meri Gomez	4	9.52%	0	2	2
Heli Rodriguez Prilliman	1	2.38%	0	0	1
Colin Allred	28	66.67%	0	18	10
Roland Gutierrez	2	4.76%	0	2	0
A. "Robert" Hassan	1	2.38%	0	0	1
Steven J. Keough	0	0.00%	0	0	0
Thierry Tchenko	0	0.00%	0	0	0
Mark Gonzalez	2	4.76%	0	1	1
Total Votes Cast	42	100.00%	1	25	16
Overvotes	0		0	0	0
Undervotes	1		0	0	1

DEM Railroad Commissioner

Vote For 1

	TOTAL	VOTE %	Absentee	Early Voting	Election Day
Katherine Culbert	31	83.78%	0	15	16
Bill Burch	6	16.22%	0	5	1
Total Votes Cast	37	100.00%	0	20	17
Overvotes	0		0	0	0
Undervotes	6		1	5	0

Precinct 0045

DEM Justice, Supreme Court, PI 2

Vote For 1

	TOTAL	VOTE %	Absentee	Early Voting	Election Day
DaSean Jones	21	63.64%	0	10	11
Randy Sarosdy	12	36.36%	0	9	3
Total Votes Cast	33	100.00%	0	19	14
Overvotes	0		0	0	0
Undervotes	10		1	6	3

DEM Justice, Supreme Court, PI 4

Vote For 1

	TOTAL	VOTE %	Absentee	Early Voting	Election Day
Christine Vinh Weems	33	100.00%	1	18	14
Total Votes Cast	33	100.00%	1	18	14
Overvotes	0		0	0	0
Undervotes	10		0	7	3

DEM Justice, Supreme Court, PI 6

Vote For 1

	TOTAL	VOTE %	Absentee	Early Voting	Election Day
Joe Pool	11	32.35%	0	6	5
Bonnie Lee Goldstein	23	67.65%	1	12	10
Total Votes Cast	34	100.00%	1	18	15
Overvotes	0		0	0	0
Undervotes	9		0	7	2

DEM Presiding Judge, Ct of Crim App

Vote For 1

	TOTAL	VOTE %	Absentee	Early Voting	Election Day
Holly Taylor	32	100.00%	1	17	14
Total Votes Cast	32	100.00%	1	17	14
Overvotes	0		0	0	0
Undervotes	11		0	8	3

DEM Judge, Ct of Crim App, PI 7

Vote For 1

	TOTAL	VOTE %	Absentee	Early Voting	Election Day
Nancy Mulder	31	100.00%	1	16	14
Total Votes Cast	31	100.00%	1	16	14
Overvotes	0		0	0	0
Undervotes	12		0	9	3

Precinct 0045

DEM Judge, Ct of Crim App, PI 8

Vote For 1

	TOTAL	VOTE %	Absentee	Early Voting	Election Day
Chika Anyiam	31	100.00%	1	16	14
Total Votes Cast	31	100.00%	1	16	14
Overvotes	0		0	0	0
Undervotes	12		0	9	3

DEM State Representative, Dist 6

Vote For 1

	TOTAL	VOTE %	Absentee	Early Voting	Election Day
Cody J Grace	34	100.00%	1	18	15
Total Votes Cast	34	100.00%	1	18	15
Overvotes	0		0	0	0
Undervotes	9		0	7	2

DEM County Chair

Vote For 1

	TOTAL	VOTE %	Absentee	Early Voting	Election Day
Hector Garza	31	100.00%	1	16	14
Total Votes Cast	31	100.00%	1	16	14
Overvotes	0		0	0	0
Undervotes	12		0	9	3

Precinct 0046

Statistics

	TOTAL	Absentee	Early Voting	Election Day
Registered Voters - Total	1,248			
Ballots Cast - Total	288	6	87	195
Ballots Cast - Republican Party	232	1	68	163
Ballots Cast - Democratic Party	56	5	19	32
Ballots Cast - Blank	0	0	0	0
Voter Turnout - Total	23.08%			
Voter Turnout - Republican Party	0.00%			
Voter Turnout - Democratic Party	0.00%			

REP President

Vote For 1

	TOTAL	VOTE %	Absentee	Early Voting	Election Day
Asa Hutchinson	0	0.00%	0	0	0
Donald J. Trump	193	84.28%	1	53	139
Ron DeSantis	2	0.87%	0	0	2
Vivek Ramaswamy	0	0.00%	0	0	0
David Stuckenberg	0	0.00%	0	0	0
Chris Christie	0	0.00%	0	0	0
Ryan L. Binkley	0	0.00%	0	0	0
Nikki Haley	32	13.97%	0	12	20
Uncommitted	2	0.87%	0	2	0
Total Votes Cast	229	100.00%	1	67	161
Overvotes	0		0	0	0
Undervotes	3		0	1	2

REP US Senator

Vote For 1

	TOTAL	VOTE %	Absentee	Early Voting	Election Day
R E (Rufus) Lopez	2	0.94%	0	2	0
Ted Cruz	205	96.24%	1	59	145
Holland "Redd" Gibson	6	2.82%	0	1	5
Total Votes Cast	213	100.00%	1	62	150
Overvotes	0		0	0	0
Undervotes	19		0	6	13

REP US Representative, Dist 1

Vote For 1

	TOTAL	VOTE %	Absentee	Early Voting	Election Day
Nathaniel Moran	168	100.00%	1	58	109
Total Votes Cast	168	100.00%	1	58	109
Overvotes	0		0	0	0
Undervotes	64		0	10	54

Precinct 0046

REP Railroad Commissioner

Vote For 1

	TOTAL	VOTE %	Absentee	Early Voting	Election Day
Corey Howell	26	14.61%	0	8	18
Petra Reyes	0	0.00%	0	0	0
Christie Clark	24	13.48%	0	4	20
James "Jim" Matlock	43	24.16%	0	15	28
Christi Craddick	85	47.75%	1	29	55
Total Votes Cast	178	100.00%	1	56	121
Overvotes	0		0	0	0
Undervotes	54		0	12	42

REP Justice, Supreme Court, PI 2

Vote For 1

	TOTAL	VOTE %	Absentee	Early Voting	Election Day
Jimmy Blacklock	158	100.00%	1	53	104
Total Votes Cast	158	100.00%	1	53	104
Overvotes	0		0	0	0
Undervotes	74		0	15	59

REP Justice, Supreme Court, PI 4

Vote For 1

	TOTAL	VOTE %	Absentee	Early Voting	Election Day
John Devine	90	53.89%	1	30	59
Brian Walker	77	46.11%	0	24	53
Total Votes Cast	167	100.00%	1	54	112
Overvotes	0		0	0	0
Undervotes	65		0	14	51

REP Justice, Supreme Court, PI 6

Vote For 1

	TOTAL	VOTE %	Absentee	Early Voting	Election Day
Jane Bland	146	100.00%	1	48	97
Total Votes Cast	146	100.00%	1	48	97
Overvotes	0		0	0	0
Undervotes	86		0	20	66

REP Presiding Judge, Ct of Crim App

Vote For 1

	TOTAL	VOTE %	Absentee	Early Voting	Election Day
David J. Schenck	124	72.09%	1	38	85
Sharon Keller	48	27.91%	0	16	32
Total Votes Cast	172	100.00%	1	54	117
Overvotes	0		0	0	0
Undervotes	60		0	14	46

Precinct 0046

REP Judge, Ct of Crim App, PI 7

Vote For 1

	TOTAL	VOTE %		Absentee	Early Voting	Election Day
Gina Parker	122	73.94%	<div style="width: 73.94%;"><div style="width: 73.94%;"></div></div>	1	40	81
Barbara Parker Hervey	43	26.06%	<div style="width: 26.06%;"><div style="width: 26.06%;"></div></div>	0	13	30
Total Votes Cast	165	100.00%	<div style="width: 100%;"><div style="width: 100%;"></div></div>	1	53	111
Overvotes	0			0	0	0
Undervotes	67			0	15	52

REP Judge, Ct of Crim App, PI 8

Vote For 1

	TOTAL	VOTE %		Absentee	Early Voting	Election Day
Lee Finley	103	65.19%	<div style="width: 65.19%;"><div style="width: 65.19%;"></div></div>	1	32	70
Michelle Slaughter	55	34.81%	<div style="width: 34.81%;"><div style="width: 34.81%;"></div></div>	0	22	33
Total Votes Cast	158	100.00%	<div style="width: 100%;"><div style="width: 100%;"></div></div>	1	54	103
Overvotes	0			0	0	0
Undervotes	74			0	14	60

REP State Representative, Dist 5

Vote For 1

	TOTAL	VOTE %		Absentee	Early Voting	Election Day
Jeff Fletcher	53	27.60%	<div style="width: 27.60%;"><div style="width: 27.60%;"></div></div>	1	11	41
Cole Hefner	127	66.15%	<div style="width: 66.15%;"><div style="width: 66.15%;"></div></div>	0	47	80
Dewey Collier	12	6.25%	<div style="width: 6.25%;"><div style="width: 6.25%;"></div></div>	0	4	8
Total Votes Cast	192	100.00%	<div style="width: 100%;"><div style="width: 100%;"></div></div>	1	62	129
Overvotes	0			0	0	0
Undervotes	40			0	6	34

REP Justice, 12th Ct of Appeals District, PI 3

Vote For 1

	TOTAL	VOTE %		Absentee	Early Voting	Election Day
Greg Neeley	152	100.00%	<div style="width: 100%;"><div style="width: 100%;"></div></div>	1	50	101
Total Votes Cast	152	100.00%	<div style="width: 100%;"><div style="width: 100%;"></div></div>	1	50	101
Overvotes	0			0	0	0
Undervotes	80			0	18	62

REP Dist Judge, 7th Judicial Dist

Vote For 1

	TOTAL	VOTE %		Absentee	Early Voting	Election Day
Kerry L. Russell	156	100.00%	<div style="width: 100%;"><div style="width: 100%;"></div></div>	1	50	105
Total Votes Cast	156	100.00%	<div style="width: 100%;"><div style="width: 100%;"></div></div>	1	50	105
Overvotes	0			0	0	0
Undervotes	76			0	18	58

Precinct 0046

REP Dist Judge, 114th Judicial Dist

Vote For 1

	TOTAL	VOTE %	Absentee	Early Voting	Election Day
Austin Reeve Jackson	160	100.00%	1	53	106
Total Votes Cast	160	100.00%	1	53	106
Overvotes	0		0	0	0
Undervotes	72		0	15	57

REP Dist Judge, 475th Judicial Dist

Vote For 1

	TOTAL	VOTE %	Absentee	Early Voting	Election Day
Taylor Heaton	154	100.00%	1	51	102
Total Votes Cast	154	100.00%	1	51	102
Overvotes	0		0	0	0
Undervotes	78		0	17	61

REP Judge, Co Court at Law No. 2, Unexp

Vote For 1

	TOTAL	VOTE %	Absentee	Early Voting	Election Day
Sara Maynard	99	57.23%	1	34	64
Amy McCullough	74	42.77%	0	25	49
Total Votes Cast	173	100.00%	1	59	113
Overvotes	0		0	0	0
Undervotes	59		0	9	50

REP Sheriff

Vote For 1

	TOTAL	VOTE %	Absentee	Early Voting	Election Day
Chris V Green	80	37.21%	0	21	59
Larry R. Smith	135	62.79%	1	45	89
Total Votes Cast	215	100.00%	1	66	148
Overvotes	0		0	0	0
Undervotes	17		0	2	15

REP County Tax Assessor-Collector

Vote For 1

	TOTAL	VOTE %	Absentee	Early Voting	Election Day
Gary B Barber	167	100.00%	1	53	113
Total Votes Cast	167	100.00%	1	53	113
Overvotes	0		0	0	0
Undervotes	65		0	15	50

Precinct 0046

REP County Commissioner Pct 3

Vote For 1

	TOTAL	VOTE %	Absentee	Early Voting	Election Day
Rusty Smith	54	30.00%	0	16	38
J. Scott Herod	73	40.56%	0	26	47
Terry Phillips	53	29.44%	1	16	36
Total Votes Cast	180	100.00%	1	58	121
Overvotes	0		0	0	0
Undervotes	52		0	10	42

REP Constable Pct 4

Vote For 1

	TOTAL	VOTE %	Absentee	Early Voting	Election Day
Josh Joplin	169	100.00%	1	55	113
Total Votes Cast	169	100.00%	1	55	113
Overvotes	0		0	0	0
Undervotes	63		0	13	50

REP County Chair

Vote For 1

	TOTAL	VOTE %	Absentee	Early Voting	Election Day
David Stein	89	61.81%	0	36	53
Kevin McCall	55	38.19%	1	16	38
Total Votes Cast	144	100.00%	1	52	91
Overvotes	0		0	0	0
Undervotes	88		0	16	72

REP Proposition 1

Vote For 1

	TOTAL	VOTE %	Absentee	Early Voting	Election Day
YES	183	82.06%	0	50	133
NO	40	17.94%	1	16	23
Total Votes Cast	223	100.00%	1	66	156
Overvotes	0		0	0	0
Undervotes	9		0	2	7

REP Proposition 2

Vote For 1

	TOTAL	VOTE %	Absentee	Early Voting	Election Day
YES	220	96.92%	1	63	156
NO	7	3.08%	0	4	3
Total Votes Cast	227	100.00%	1	67	159
Overvotes	0		0	0	0
Undervotes	5		0	1	4

Precinct 0046

REP Proposition 3

Vote For 1

	TOTAL	VOTE %	Absentee	Early Voting	Election Day
YES	205	91.93%	1	59	145
NO	18	8.07%	0	7	11
Total Votes Cast	223	100.00%	1	66	156
Overvotes	0		0	0	0
Undervotes	9		0	2	7

REP Proposition 4

Vote For 1

	TOTAL	VOTE %	Absentee	Early Voting	Election Day
YES	203	90.62%	1	62	140
NO	21	9.38%	0	5	16
Total Votes Cast	224	100.00%	1	67	156
Overvotes	0		0	0	0
Undervotes	8		0	1	7

REP Proposition 5

Vote For 1

	TOTAL	VOTE %	Absentee	Early Voting	Election Day
YES	206	91.96%	1	63	142
NO	18	8.04%	0	3	15
Total Votes Cast	224	100.00%	1	66	157
Overvotes	0		0	0	0
Undervotes	8		0	2	6

REP Proposition 6

Vote For 1

	TOTAL	VOTE %	Absentee	Early Voting	Election Day
YES	187	85.78%	1	55	131
NO	31	14.22%	0	9	22
Total Votes Cast	218	100.00%	1	64	153
Overvotes	0		0	0	0
Undervotes	14		0	4	10

REP Proposition 7

Vote For 1

	TOTAL	VOTE %	Absentee	Early Voting	Election Day
YES	157	77.34%	1	46	110
NO	46	22.66%	0	17	29
Total Votes Cast	203	100.00%	1	63	139
Overvotes	0		0	0	0
Undervotes	29		0	5	24

Precinct 0046

REP Proposition 8

Vote For 1

	TOTAL	VOTE %	Absentee	Early Voting	Election Day
YES	215	97.29%	1	64	150
NO	6	2.71%	0	2	4
Total Votes Cast	221	100.00%	1	66	154
Overvotes	0		0	0	0
Undervotes	11		0	2	9

REP Proposition 9

Vote For 1

	TOTAL	VOTE %	Absentee	Early Voting	Election Day
YES	173	80.09%	1	48	124
NO	43	19.91%	0	17	26
Total Votes Cast	216	100.00%	1	65	150
Overvotes	0		0	0	0
Undervotes	16		0	3	13

REP Proposition 10

Vote For 1

	TOTAL	VOTE %	Absentee	Early Voting	Election Day
YES	211	95.48%	1	63	147
NO	10	4.52%	0	3	7
Total Votes Cast	221	100.00%	1	66	154
Overvotes	0		0	0	0
Undervotes	11		0	2	9

REP Proposition 11

Vote For 1

	TOTAL	VOTE %	Absentee	Early Voting	Election Day
YES	191	85.65%	1	51	139
NO	32	14.35%	0	15	17
Total Votes Cast	223	100.00%	1	66	156
Overvotes	0		0	0	0
Undervotes	9		0	2	7

REP Proposition 12

Vote For 1

	TOTAL	VOTE %	Absentee	Early Voting	Election Day
YES	220	97.35%	1	65	154
NO	6	2.65%	0	2	4
Total Votes Cast	226	100.00%	1	67	158
Overvotes	0		0	0	0
Undervotes	6		0	1	5

Precinct 0046

REP Proposition 13

Vote For 1

	TOTAL	VOTE %	Absentee	Early Voting	Election Day
YES	225	98.68%	1	66	158
NO	3	1.32%	0	1	2
Total Votes Cast	228	100.00%	1	67	160
Overvotes	0		0	0	0
Undervotes	4		0	1	3

DEM President

Vote For 1

	TOTAL	VOTE %	Absentee	Early Voting	Election Day
Gabriel A. Cornejo	0	0.00%	0	0	0
Joseph R. Biden Jr.	51	91.07%	5	17	29
Star Locke	0	0.00%	0	0	0
Dean Phillips	2	3.57%	0	0	2
Armando "Mando" Perez-Serrato	0	0.00%	0	0	0
Marianne Williamson	2	3.57%	0	1	1
Frankie Lozada	0	0.00%	0	0	0
Cenk Uygur	1	1.79%	0	1	0
Total Votes Cast	56	100.00%	5	19	32
Overvotes	0		0	0	0
Undervotes	0		0	0	0

DEM US Senator

Vote For 1

	TOTAL	VOTE %	Absentee	Early Voting	Election Day
Carl Oscar Sherman	8	15.09%	0	3	5
Meri Gomez	4	7.55%	0	1	3
Heli Rodriguez Prilliman	1	1.89%	0	0	1
Colin Allred	29	54.72%	4	11	14
Roland Gutierrez	0	0.00%	0	0	0
A. "Robert" Hassan	1	1.89%	0	0	1
Steven J. Keough	3	5.66%	1	1	1
Thierry Tchenko	1	1.89%	0	0	1
Mark Gonzalez	6	11.32%	0	2	4
Total Votes Cast	53	100.00%	5	18	30
Overvotes	0		0	0	0
Undervotes	3		0	1	2

Precinct 0046

DEM Railroad Commissioner

Vote For 1

	TOTAL	VOTE %		Absentee	Early Voting	Election Day
Katherine Culbert	27	55.10%	<div style="width: 55.10%;"><div style="width: 55.10%;"></div></div>	3	8	16
Bill Burch	22	44.90%	<div style="width: 44.90%;"><div style="width: 44.90%;"></div></div>	2	7	13
Total Votes Cast	49	100.00%	<div style="width: 100.00%;"><div style="width: 100.00%;"></div></div>	5	15	29
Overvotes	0			0	0	0
Undervotes	7			0	4	3

DEM Justice, Supreme Court, PI 2

Vote For 1

	TOTAL	VOTE %		Absentee	Early Voting	Election Day
DaSean Jones	37	80.43%	<div style="width: 80.43%;"><div style="width: 80.43%;"></div></div>	4	11	22
Randy Sarosdy	9	19.57%	<div style="width: 19.57%;"><div style="width: 19.57%;"></div></div>	1	4	4
Total Votes Cast	46	100.00%	<div style="width: 100.00%;"><div style="width: 100.00%;"></div></div>	5	15	26
Overvotes	0			0	0	0
Undervotes	10			0	4	6

DEM Justice, Supreme Court, PI 4

Vote For 1

	TOTAL	VOTE %		Absentee	Early Voting	Election Day
Christine Vinh Weems	46	100.00%	<div style="width: 100.00%;"><div style="width: 100.00%;"></div></div>	3	16	27
Total Votes Cast	46	100.00%	<div style="width: 100.00%;"><div style="width: 100.00%;"></div></div>	3	16	27
Overvotes	0			0	0	0
Undervotes	10			2	3	5

DEM Justice, Supreme Court, PI 6

Vote For 1

	TOTAL	VOTE %		Absentee	Early Voting	Election Day
Joe Pool	23	47.92%	<div style="width: 47.92%;"><div style="width: 47.92%;"></div></div>	1	7	15
Bonnie Lee Goldstein	25	52.08%	<div style="width: 52.08%;"><div style="width: 52.08%;"></div></div>	4	7	14
Total Votes Cast	48	100.00%	<div style="width: 100.00%;"><div style="width: 100.00%;"></div></div>	5	14	29
Overvotes	0			0	0	0
Undervotes	8			0	5	3

DEM Presiding Judge, Ct of Crim App

Vote For 1

	TOTAL	VOTE %		Absentee	Early Voting	Election Day
Holly Taylor	47	100.00%	<div style="width: 100.00%;"><div style="width: 100.00%;"></div></div>	4	14	29
Total Votes Cast	47	100.00%	<div style="width: 100.00%;"><div style="width: 100.00%;"></div></div>	4	14	29
Overvotes	0			0	0	0
Undervotes	9			1	5	3

Precinct 0046

DEM Judge, Ct of Crim App, PI 7

Vote For 1

	TOTAL	VOTE %	Absentee	Early Voting	Election Day
Nancy Mulder	48	100.00%	4	14	30
Total Votes Cast	48	100.00%	4	14	30
Overvotes	0		0	0	0
Undervotes	8		1	5	2

DEM Judge, Ct of Crim App, PI 8

Vote For 1

	TOTAL	VOTE %	Absentee	Early Voting	Election Day
Chika Anyiam	41	100.00%	3	14	24
Total Votes Cast	41	100.00%	3	14	24
Overvotes	0		0	0	0
Undervotes	15		2	5	8

DEM County Commissioner Pct 3

Vote For 1

	TOTAL	VOTE %	Absentee	Early Voting	Election Day
Dave Hansen	14	25.93%	0	5	9
Edith Mayfield Wilson	40	74.07%	5	12	23
Total Votes Cast	54	100.00%	5	17	32
Overvotes	0		0	0	0
Undervotes	2		0	2	0

DEM County Chair

Vote For 1

	TOTAL	VOTE %	Absentee	Early Voting	Election Day
Hector Garza	46	100.00%	3	14	29
Total Votes Cast	46	100.00%	3	14	29
Overvotes	0		0	0	0
Undervotes	10		2	5	3

Precinct 0047

Statistics

	TOTAL	Absentee	Early Voting	Election Day
Registered Voters - Total	510			
Ballots Cast - Total	118	3	49	66
Ballots Cast - Republican Party	97	0	46	51
Ballots Cast - Democratic Party	21	3	3	15
Ballots Cast - Blank	0	0	0	0
Voter Turnout - Total	23.14%			
Voter Turnout - Republican Party	0.00%			
Voter Turnout - Democratic Party	0.00%			

REP President

Vote For 1

	TOTAL	VOTE %	Absentee	Early Voting	Election Day
Asa Hutchinson	0	0.00%	0	0	0
Donald J. Trump	85	87.63%	0	37	48
Ron DeSantis	3	3.09%	0	3	0
Vivek Ramaswamy	0	0.00%	0	0	0
David Stuckenberg	0	0.00%	0	0	0
Chris Christie	0	0.00%	0	0	0
Ryan L. Binkley	0	0.00%	0	0	0
Nikki Haley	6	6.19%	0	4	2
Uncommitted	3	3.09%	0	2	1
Total Votes Cast	97	100.00%	0	46	51
Overvotes	0		0	0	0
Undervotes	0		0	0	0

REP US Senator

Vote For 1

	TOTAL	VOTE %	Absentee	Early Voting	Election Day
R E (Rufus) Lopez	2	2.20%	0	1	1
Ted Cruz	87	95.60%	0	43	44
Holland "Redd" Gibson	2	2.20%	0	1	1
Total Votes Cast	91	100.00%	0	45	46
Overvotes	0		0	0	0
Undervotes	6		0	1	5

REP US Representative, Dist 1

Vote For 1

	TOTAL	VOTE %	Absentee	Early Voting	Election Day
Nathaniel Moran	77	100.00%	0	37	40
Total Votes Cast	77	100.00%	0	37	40
Overvotes	0		0	0	0
Undervotes	20		0	9	11

Precinct 0047

REP Railroad Commissioner

Vote For 1

	TOTAL	VOTE %	Absentee	Early Voting	Election Day
Corey Howell	11	14.67%	0	2	9
Petra Reyes	2	2.67%	0	1	1
Christie Clark	6	8.00%	0	2	4
James "Jim" Matlock	24	32.00%	0	8	16
Christi Craddick	32	42.67%	0	24	8
Total Votes Cast	75	100.00%	0	37	38
Overvotes	0		0	0	0
Undervotes	22		0	9	13

REP Justice, Supreme Court, PI 2

Vote For 1

	TOTAL	VOTE %	Absentee	Early Voting	Election Day
Jimmy Blacklock	66	100.00%	0	31	35
Total Votes Cast	66	100.00%	0	31	35
Overvotes	0		0	0	0
Undervotes	31		0	15	16

REP Justice, Supreme Court, PI 4

Vote For 1

	TOTAL	VOTE %	Absentee	Early Voting	Election Day
John Devine	35	50.00%	0	19	16
Brian Walker	35	50.00%	0	17	18
Total Votes Cast	70	100.00%	0	36	34
Overvotes	0		0	0	0
Undervotes	27		0	10	17

REP Justice, Supreme Court, PI 6

Vote For 1

	TOTAL	VOTE %	Absentee	Early Voting	Election Day
Jane Bland	62	100.00%	0	32	30
Total Votes Cast	62	100.00%	0	32	30
Overvotes	0		0	0	0
Undervotes	35		0	14	21

REP Presiding Judge, Ct of Crim App

Vote For 1

	TOTAL	VOTE %	Absentee	Early Voting	Election Day
David J. Schenck	47	65.28%	0	23	24
Sharon Keller	25	34.72%	0	14	11
Total Votes Cast	72	100.00%	0	37	35
Overvotes	0		0	0	0
Undervotes	25		0	9	16

Precinct 0047

REP Judge, Ct of Crim App, PI 7

Vote For 1

	TOTAL	VOTE %	Absentee	Early Voting	Election Day
Gina Parker	51	76.12%	0	30	21
Barbara Parker Hervey	16	23.88%	0	6	10
Total Votes Cast	67	100.00%	0	36	31
Overvotes	0		0	0	0
Undervotes	30		0	10	20

REP Judge, Ct of Crim App, PI 8

Vote For 1

	TOTAL	VOTE %	Absentee	Early Voting	Election Day
Lee Finley	35	56.45%	0	15	20
Michelle Slaughter	27	43.55%	0	15	12
Total Votes Cast	62	100.00%	0	30	32
Overvotes	0		0	0	0
Undervotes	35		0	16	19

REP State Representative, Dist 5

Vote For 1

	TOTAL	VOTE %	Absentee	Early Voting	Election Day
Jeff Fletcher	27	32.93%	0	16	11
Cole Hefner	42	51.22%	0	17	25
Dewey Collier	13	15.85%	0	9	4
Total Votes Cast	82	100.00%	0	42	40
Overvotes	0		0	0	0
Undervotes	15		0	4	11

REP Justice, 12th Ct of Appeals District, PI 3

Vote For 1

	TOTAL	VOTE %	Absentee	Early Voting	Election Day
Greg Neeley	65	100.00%	0	34	31
Total Votes Cast	65	100.00%	0	34	31
Overvotes	0		0	0	0
Undervotes	32		0	12	20

REP Dist Judge, 7th Judicial Dist

Vote For 1

	TOTAL	VOTE %	Absentee	Early Voting	Election Day
Kerry L. Russell	65	100.00%	0	34	31
Total Votes Cast	65	100.00%	0	34	31
Overvotes	0		0	0	0
Undervotes	32		0	12	20

Precinct 0047

REP Dist Judge, 114th Judicial Dist

Vote For 1

	TOTAL	VOTE %	Absentee	Early Voting	Election Day
Austin Reeve Jackson	68	100.00%	0	36	32
Total Votes Cast	68	100.00%	0	36	32
Overvotes	0		0	0	0
Undervotes	29		0	10	19

REP Dist Judge, 475th Judicial Dist

Vote For 1

	TOTAL	VOTE %	Absentee	Early Voting	Election Day
Taylor Heaton	67	100.00%	0	36	31
Total Votes Cast	67	100.00%	0	36	31
Overvotes	0		0	0	0
Undervotes	30		0	10	20

REP Judge, Co Court at Law No. 2, Unexp

Vote For 1

	TOTAL	VOTE %	Absentee	Early Voting	Election Day
Sara Maynard	54	70.13%	0	29	25
Amy McCullough	23	29.87%	0	13	10
Total Votes Cast	77	100.00%	0	42	35
Overvotes	0		0	0	0
Undervotes	20		0	4	16

REP Sheriff

Vote For 1

	TOTAL	VOTE %	Absentee	Early Voting	Election Day
Chris V Green	49	56.32%	0	24	25
Larry R. Smith	38	43.68%	0	20	18
Total Votes Cast	87	100.00%	0	44	43
Overvotes	0		0	0	0
Undervotes	10		0	2	8

REP County Tax Assessor-Collector

Vote For 1

	TOTAL	VOTE %	Absentee	Early Voting	Election Day
Gary B Barber	73	100.00%	0	37	36
Total Votes Cast	73	100.00%	0	37	36
Overvotes	0		0	0	0
Undervotes	24		0	9	15

Precinct 0047

REP County Commissioner Pct 3

Vote For 1

	TOTAL	VOTE %	Absentee	Early Voting	Election Day
Rusty Smith	21	28.77%	0	10	11
J. Scott Herod	28	38.36%	0	14	14
Terry Phillips	24	32.88%	0	13	11
Total Votes Cast	73	100.00%	0	37	36
Overvotes	0		0	0	0
Undervotes	24		0	9	15

REP Constable Pct 4

Vote For 1

	TOTAL	VOTE %	Absentee	Early Voting	Election Day
Josh Joplin	72	100.00%	0	37	35
Total Votes Cast	72	100.00%	0	37	35
Overvotes	0		0	0	0
Undervotes	25		0	9	16

REP County Chair

Vote For 1

	TOTAL	VOTE %	Absentee	Early Voting	Election Day
David Stein	28	46.67%	0	15	13
Kevin McCall	32	53.33%	0	18	14
Total Votes Cast	60	100.00%	0	33	27
Overvotes	0		0	0	0
Undervotes	37		0	13	24

REP Proposition 1

Vote For 1

	TOTAL	VOTE %	Absentee	Early Voting	Election Day
YES	82	87.23%	0	38	44
NO	12	12.77%	0	7	5
Total Votes Cast	94	100.00%	0	45	49
Overvotes	0		0	0	0
Undervotes	3		0	1	2

REP Proposition 2

Vote For 1

	TOTAL	VOTE %	Absentee	Early Voting	Election Day
YES	91	94.79%	0	42	49
NO	5	5.21%	0	4	1
Total Votes Cast	96	100.00%	0	46	50
Overvotes	0		0	0	0
Undervotes	1		0	0	1

Precinct 0047

REP Proposition 3

Vote For 1

	TOTAL	VOTE %	Absentee	Early Voting	Election Day
YES	88	92.63%	0	41	47
NO	7	7.37%	0	5	2
Total Votes Cast	95	100.00%	0	46	49
Overvotes	0		0	0	0
Undervotes	2		0	0	2

REP Proposition 4

Vote For 1

	TOTAL	VOTE %	Absentee	Early Voting	Election Day
YES	85	89.47%	0	40	45
NO	10	10.53%	0	6	4
Total Votes Cast	95	100.00%	0	46	49
Overvotes	0		0	0	0
Undervotes	2		0	0	2

REP Proposition 5

Vote For 1

	TOTAL	VOTE %	Absentee	Early Voting	Election Day
YES	89	92.71%	0	41	48
NO	7	7.29%	0	5	2
Total Votes Cast	96	100.00%	0	46	50
Overvotes	0		0	0	0
Undervotes	1		0	0	1

REP Proposition 6

Vote For 1

	TOTAL	VOTE %	Absentee	Early Voting	Election Day
YES	84	87.50%	0	39	45
NO	12	12.50%	0	7	5
Total Votes Cast	96	100.00%	0	46	50
Overvotes	0		0	0	0
Undervotes	1		0	0	1

REP Proposition 7

Vote For 1

	TOTAL	VOTE %	Absentee	Early Voting	Election Day
YES	77	81.91%	0	37	40
NO	17	18.09%	0	8	9
Total Votes Cast	94	100.00%	0	45	49
Overvotes	0		0	0	0
Undervotes	3		0	1	2

Precinct 0047

REP Proposition 8

Vote For 1

	TOTAL	VOTE %	Absentee	Early Voting	Election Day
YES	89	92.71%	0	41	48
NO	7	7.29%	0	5	2
Total Votes Cast	96	100.00%	0	46	50
Overvotes	0		0	0	0
Undervotes	1		0	0	1

REP Proposition 9

Vote For 1

	TOTAL	VOTE %	Absentee	Early Voting	Election Day
YES	69	72.63%	0	34	35
NO	26	27.37%	0	12	14
Total Votes Cast	95	100.00%	0	46	49
Overvotes	0		0	0	0
Undervotes	2		0	0	2

REP Proposition 10

Vote For 1

	TOTAL	VOTE %	Absentee	Early Voting	Election Day
YES	86	90.53%	0	40	46
NO	9	9.47%	0	6	3
Total Votes Cast	95	100.00%	0	46	49
Overvotes	0		0	0	0
Undervotes	2		0	0	2

REP Proposition 11

Vote For 1

	TOTAL	VOTE %	Absentee	Early Voting	Election Day
YES	71	73.96%	0	34	37
NO	25	26.04%	0	12	13
Total Votes Cast	96	100.00%	0	46	50
Overvotes	0		0	0	0
Undervotes	1		0	0	1

REP Proposition 12

Vote For 1

	TOTAL	VOTE %	Absentee	Early Voting	Election Day
YES	91	96.81%	0	44	47
NO	3	3.19%	0	2	1
Total Votes Cast	94	100.00%	0	46	48
Overvotes	0		0	0	0
Undervotes	3		0	0	3

Precinct 0047

REP Proposition 13

Vote For 1

	TOTAL	VOTE %	Absentee	Early Voting	Election Day
YES	93	98.94%	0	45	48
NO	1	1.06%	0	1	0
Total Votes Cast	94	100.00%	0	46	48
Overvotes	0		0	0	0
Undervotes	3		0	0	3

DEM President

Vote For 1

	TOTAL	VOTE %	Absentee	Early Voting	Election Day
Gabriel A. Cornejo	0	0.00%	0	0	0
Joseph R. Biden Jr.	21	100.00%	3	3	15
Star Locke	0	0.00%	0	0	0
Dean Phillips	0	0.00%	0	0	0
Armando "Mando" Perez-Serrato	0	0.00%	0	0	0
Marianne Williamson	0	0.00%	0	0	0
Frankie Lozada	0	0.00%	0	0	0
Cenk Uygur	0	0.00%	0	0	0
Total Votes Cast	21	100.00%	3	3	15
Overvotes	0		0	0	0
Undervotes	0		0	0	0

DEM US Senator

Vote For 1

	TOTAL	VOTE %	Absentee	Early Voting	Election Day
Carl Oscar Sherman	2	10.53%	0	1	1
Meri Gomez	2	10.53%	0	0	2
Heli Rodriguez Prilliman	0	0.00%	0	0	0
Colin Allred	10	52.63%	3	0	7
Roland Gutierrez	3	15.79%	0	1	2
A. "Robert" Hassan	0	0.00%	0	0	0
Steven J. Keough	1	5.26%	0	0	1
Thierry Tchenko	0	0.00%	0	0	0
Mark Gonzalez	1	5.26%	0	0	1
Total Votes Cast	19	100.00%	3	2	14
Overvotes	0		0	0	0
Undervotes	2		0	1	1

Precinct 0047

DEM Railroad Commissioner

Vote For 1

	TOTAL	VOTE %		Absentee	Early Voting	Election Day
Katherine Culbert	15	78.95%		3	2	10
Bill Burch	4	21.05%		0	0	4
Total Votes Cast	19	100.00%		3	2	14
Overvotes	0			0	0	0
Undervotes	2			0	1	1

DEM Justice, Supreme Court, PI 2

Vote For 1

	TOTAL	VOTE %		Absentee	Early Voting	Election Day
DaSean Jones	17	89.47%		3	2	12
Randy Sarosdy	2	10.53%		0	0	2
Total Votes Cast	19	100.00%		3	2	14
Overvotes	0			0	0	0
Undervotes	2			0	1	1

DEM Justice, Supreme Court, PI 4

Vote For 1

	TOTAL	VOTE %		Absentee	Early Voting	Election Day
Christine Vinh Weems	16	100.00%		3	2	11
Total Votes Cast	16	100.00%		3	2	11
Overvotes	0			0	0	0
Undervotes	5			0	1	4

DEM Justice, Supreme Court, PI 6

Vote For 1

	TOTAL	VOTE %		Absentee	Early Voting	Election Day
Joe Pool	8	42.11%		2	1	5
Bonnie Lee Goldstein	11	57.89%		1	1	9
Total Votes Cast	19	100.00%		3	2	14
Overvotes	0			0	0	0
Undervotes	2			0	1	1

DEM Presiding Judge, Ct of Crim App

Vote For 1

	TOTAL	VOTE %		Absentee	Early Voting	Election Day
Holly Taylor	16	100.00%		3	2	11
Total Votes Cast	16	100.00%		3	2	11
Overvotes	0			0	0	0
Undervotes	5			0	1	4

Precinct 0047

DEM Judge, Ct of Crim App, PI 7

Vote For 1

	TOTAL	VOTE %	Absentee	Early Voting	Election Day
Nancy Mulder	17	100.00%	3	2	12
Total Votes Cast	17	100.00%	3	2	12
Overvotes	0		0	0	0
Undervotes	4		0	1	3

DEM Judge, Ct of Crim App, PI 8

Vote For 1

	TOTAL	VOTE %	Absentee	Early Voting	Election Day
Chika Anyiam	17	100.00%	3	2	12
Total Votes Cast	17	100.00%	3	2	12
Overvotes	0		0	0	0
Undervotes	4		0	1	3

DEM County Commissioner Pct 3

Vote For 1

	TOTAL	VOTE %	Absentee	Early Voting	Election Day
Dave Hansen	5	25.00%	0	1	4
Edith Mayfield Wilson	15	75.00%	3	1	11
Total Votes Cast	20	100.00%	3	2	15
Overvotes	0		0	0	0
Undervotes	1		0	1	0

DEM County Chair

Vote For 1

	TOTAL	VOTE %	Absentee	Early Voting	Election Day
Hector Garza	17	100.00%	3	2	12
Total Votes Cast	17	100.00%	3	2	12
Overvotes	0		0	0	0
Undervotes	4		0	1	3

Precinct 0048

Statistics

	TOTAL	Absentee	Early Voting	Election Day
Registered Voters - Total	1,184			
Ballots Cast - Total	129	6	58	65
Ballots Cast - Republican Party	100	5	41	54
Ballots Cast - Democratic Party	29	1	17	11
Ballots Cast - Blank	1	0	1	0
Voter Turnout - Total	10.90%			
Voter Turnout - Republican Party	0.00%			
Voter Turnout - Democratic Party	0.00%			

REP President

Vote For 1

	TOTAL	VOTE %	Absentee	Early Voting	Election Day
Asa Hutchinson	1	1.00%	0	1	0
Donald J. Trump	91	91.00%	5	37	49
Ron DeSantis	1	1.00%	0	0	1
Vivek Ramaswamy	0	0.00%	0	0	0
David Stuckenberg	0	0.00%	0	0	0
Chris Christie	0	0.00%	0	0	0
Ryan L. Binkley	0	0.00%	0	0	0
Nikki Haley	6	6.00%	0	3	3
Uncommitted	1	1.00%	0	0	1
Total Votes Cast	100	100.00%	5	41	54
Overvotes	0		0	0	0
Undervotes	0		0	0	0

REP US Senator

Vote For 1

	TOTAL	VOTE %	Absentee	Early Voting	Election Day
R E (Rufus) Lopez	4	4.17%	0	2	2
Ted Cruz	90	93.75%	5	37	48
Holland "Redd" Gibson	2	2.08%	0	0	2
Total Votes Cast	96	100.00%	5	39	52
Overvotes	0		0	0	0
Undervotes	4		0	2	2

REP US Representative, Dist 1

Vote For 1

	TOTAL	VOTE %	Absentee	Early Voting	Election Day
Nathaniel Moran	75	100.00%	3	33	39
Total Votes Cast	75	100.00%	3	33	39
Overvotes	0		0	0	0
Undervotes	25		2	8	15

Precinct 0048

REP Railroad Commissioner

Vote For 1

	TOTAL	VOTE %	Absentee	Early Voting	Election Day
Corey Howell	8	9.20%	0	2	6
Petra Reyes	5	5.75%	0	1	4
Christie Clark	12	13.79%	0	7	5
James "Jim" Matlock	20	22.99%	2	5	13
Christi Craddick	42	48.28%	3	24	15
Total Votes Cast	87	100.00%	5	39	43
Overvotes	0		0	0	0
Undervotes	13		0	2	11

REP Justice, Supreme Court, PI 2

Vote For 1

	TOTAL	VOTE %	Absentee	Early Voting	Election Day
Jimmy Blacklock	68	100.00%	3	30	35
Total Votes Cast	68	100.00%	3	30	35
Overvotes	0		0	0	0
Undervotes	32		2	11	19

REP Justice, Supreme Court, PI 4

Vote For 1

	TOTAL	VOTE %	Absentee	Early Voting	Election Day
John Devine	42	51.85%	1	21	20
Brian Walker	39	48.15%	4	15	20
Total Votes Cast	81	100.00%	5	36	40
Overvotes	0		0	0	0
Undervotes	19		0	5	14

REP Justice, Supreme Court, PI 6

Vote For 1

	TOTAL	VOTE %	Absentee	Early Voting	Election Day
Jane Bland	60	100.00%	3	26	31
Total Votes Cast	60	100.00%	3	26	31
Overvotes	0		0	0	0
Undervotes	40		2	15	23

REP Presiding Judge, Ct of Crim App

Vote For 1

	TOTAL	VOTE %	Absentee	Early Voting	Election Day
David J. Schenck	50	61.73%	3	19	28
Sharon Keller	31	38.27%	2	17	12
Total Votes Cast	81	100.00%	5	36	40
Overvotes	0		0	0	0
Undervotes	19		0	5	14

Precinct 0048

REP Judge, Ct of Crim App, PI 7

Vote For 1

	TOTAL	VOTE %	Absentee	Early Voting	Election Day
Gina Parker	58	71.60%	3	28	27
Barbara Parker Hervey	23	28.40%	2	9	12
Total Votes Cast	81	100.00%	5	37	39
Overvotes	0		0	0	0
Undervotes	19		0	4	15

REP Judge, Ct of Crim App, PI 8

Vote For 1

	TOTAL	VOTE %	Absentee	Early Voting	Election Day
Lee Finley	44	58.67%	3	16	25
Michelle Slaughter	31	41.33%	2	16	13
Total Votes Cast	75	100.00%	5	32	38
Overvotes	0		0	0	0
Undervotes	25		0	9	16

REP State Representative, Dist 6

Vote For 1

	TOTAL	VOTE %	Absentee	Early Voting	Election Day
Daniel Alders	66	100.00%	3	29	34
Total Votes Cast	66	100.00%	3	29	34
Overvotes	0		0	0	0
Undervotes	34		2	12	20

REP Justice, 12th Ct of Appeals District, PI 3

Vote For 1

	TOTAL	VOTE %	Absentee	Early Voting	Election Day
Greg Neeley	65	100.00%	3	28	34
Total Votes Cast	65	100.00%	3	28	34
Overvotes	0		0	0	0
Undervotes	35		2	13	20

REP Dist Judge, 7th Judicial Dist

Vote For 1

	TOTAL	VOTE %	Absentee	Early Voting	Election Day
Kerry L. Russell	67	100.00%	3	29	35
Total Votes Cast	67	100.00%	3	29	35
Overvotes	0		0	0	0
Undervotes	33		2	12	19

Precinct 0048

REP Dist Judge, 114th Judicial Dist

Vote For 1

	TOTAL	VOTE %		Absentee	Early Voting	Election Day
Austin Reeve Jackson	66	100.00%	<div style="width: 100%; height: 10px; background-color: #ffc107;"></div>	3	29	34
Total Votes Cast	66	100.00%	<div style="width: 100%; height: 10px; background-color: #ffc107;"></div>	3	29	34
Overvotes	0			0	0	0
Undervotes	34			2	12	20

REP Dist Judge, 475th Judicial Dist

Vote For 1

	TOTAL	VOTE %		Absentee	Early Voting	Election Day
Taylor Heaton	65	100.00%	<div style="width: 100%; height: 10px; background-color: #ffc107;"></div>	3	28	34
Total Votes Cast	65	100.00%	<div style="width: 100%; height: 10px; background-color: #ffc107;"></div>	3	28	34
Overvotes	0			0	0	0
Undervotes	35			2	13	20

REP Judge, Co Court at Law No. 2, Unexp

Vote For 1

	TOTAL	VOTE %		Absentee	Early Voting	Election Day
Sara Maynard	44	51.16%	<div style="width: 51.16%; height: 10px; background-color: #ffc107;"></div>	3	20	21
Amy McCullough	42	48.84%	<div style="width: 48.84%; height: 10px; background-color: #ffc107;"></div>	2	17	23
Total Votes Cast	86	100.00%	<div style="width: 100%; height: 10px; background-color: #ffc107;"></div>	5	37	44
Overvotes	0			0	0	0
Undervotes	14			0	4	10

REP Sheriff

Vote For 1

	TOTAL	VOTE %		Absentee	Early Voting	Election Day
Chris V Green	30	30.93%	<div style="width: 30.93%; height: 10px; background-color: #ffc107;"></div>	1	7	22
Larry R. Smith	67	69.07%	<div style="width: 69.07%; height: 10px; background-color: #ffc107;"></div>	4	33	30
Total Votes Cast	97	100.00%	<div style="width: 100%; height: 10px; background-color: #ffc107;"></div>	5	40	52
Overvotes	0			0	0	0
Undervotes	3			0	1	2

REP County Tax Assessor-Collector

Vote For 1

	TOTAL	VOTE %		Absentee	Early Voting	Election Day
Gary B Barber	78	100.00%	<div style="width: 100%; height: 10px; background-color: #ffc107;"></div>	3	32	43
Total Votes Cast	78	100.00%	<div style="width: 100%; height: 10px; background-color: #ffc107;"></div>	3	32	43
Overvotes	0			0	0	0
Undervotes	22			2	9	11

Precinct 0048

REP Constable Pct 5

Vote For 1

	TOTAL	VOTE %	Absentee	Early Voting	Election Day
Wesley Hicks	68	100.00%	3	29	36
Total Votes Cast	68	100.00%	3	29	36
Overvotes	0		0	0	0
Undervotes	32		2	12	18

REP County Chair

Vote For 1

	TOTAL	VOTE %	Absentee	Early Voting	Election Day
David Stein	39	52.70%	3	16	20
Kevin McCall	35	47.30%	2	17	16
Total Votes Cast	74	100.00%	5	33	36
Overvotes	0		0	0	0
Undervotes	26		0	8	18

REP Proposition 1

Vote For 1

	TOTAL	VOTE %	Absentee	Early Voting	Election Day
YES	87	90.62%	5	36	46
NO	9	9.38%	0	4	5
Total Votes Cast	96	100.00%	5	40	51
Overvotes	0		0	0	0
Undervotes	4		0	1	3

REP Proposition 2

Vote For 1

	TOTAL	VOTE %	Absentee	Early Voting	Election Day
YES	96	96.97%	5	39	52
NO	3	3.03%	0	2	1
Total Votes Cast	99	100.00%	5	41	53
Overvotes	0		0	0	0
Undervotes	1		0	0	1

REP Proposition 3

Vote For 1

	TOTAL	VOTE %	Absentee	Early Voting	Election Day
YES	93	94.90%	5	38	50
NO	5	5.10%	0	2	3
Total Votes Cast	98	100.00%	5	40	53
Overvotes	0		0	0	0
Undervotes	2		0	1	1

Precinct 0048

REP Proposition 4

Vote For 1

	TOTAL	VOTE %	Absentee	Early Voting	Election Day
YES	95	96.94%	5	38	52
NO	3	3.06%	0	2	1
Total Votes Cast	98	100.00%	5	40	53
Overvotes	0		0	0	0
Undervotes	2		0	1	1

REP Proposition 5

Vote For 1

	TOTAL	VOTE %	Absentee	Early Voting	Election Day
YES	85	87.63%	4	35	46
NO	12	12.37%	1	6	5
Total Votes Cast	97	100.00%	5	41	51
Overvotes	0		0	0	0
Undervotes	3		0	0	3

REP Proposition 6

Vote For 1

	TOTAL	VOTE %	Absentee	Early Voting	Election Day
YES	87	90.62%	5	36	46
NO	9	9.38%	0	4	5
Total Votes Cast	96	100.00%	5	40	51
Overvotes	0		0	0	0
Undervotes	4		0	1	3

REP Proposition 7

Vote For 1

	TOTAL	VOTE %	Absentee	Early Voting	Election Day
YES	84	88.42%	5	35	44
NO	11	11.58%	0	5	6
Total Votes Cast	95	100.00%	5	40	50
Overvotes	0		0	0	0
Undervotes	5		0	1	4

REP Proposition 8

Vote For 1

	TOTAL	VOTE %	Absentee	Early Voting	Election Day
YES	94	95.92%	5	37	52
NO	4	4.08%	0	3	1
Total Votes Cast	98	100.00%	5	40	53
Overvotes	0		0	0	0
Undervotes	2		0	1	1

Precinct 0048

REP Proposition 9

Vote For 1

	TOTAL	VOTE %	Absentee	Early Voting	Election Day
YES	73	75.26%	5	32	36
NO	24	24.74%	0	8	16
Total Votes Cast	97	100.00%	5	40	52
Overvotes	0		0	0	0
Undervotes	3		0	1	2

REP Proposition 10

Vote For 1

	TOTAL	VOTE %	Absentee	Early Voting	Election Day
YES	95	97.94%	5	38	52
NO	2	2.06%	0	2	0
Total Votes Cast	97	100.00%	5	40	52
Overvotes	0		0	0	0
Undervotes	3		0	1	2

REP Proposition 11

Vote For 1

	TOTAL	VOTE %	Absentee	Early Voting	Election Day
YES	92	93.88%	5	37	50
NO	6	6.12%	0	3	3
Total Votes Cast	98	100.00%	5	40	53
Overvotes	0		0	0	0
Undervotes	2		0	1	1

REP Proposition 12

Vote For 1

	TOTAL	VOTE %	Absentee	Early Voting	Election Day
YES	97	98.98%	5	40	52
NO	1	1.02%	0	0	1
Total Votes Cast	98	100.00%	5	40	53
Overvotes	0		0	0	0
Undervotes	2		0	1	1

REP Proposition 13

Vote For 1

	TOTAL	VOTE %	Absentee	Early Voting	Election Day
YES	94	97.92%	5	39	50
NO	2	2.08%	0	1	1
Total Votes Cast	96	100.00%	5	40	51
Overvotes	0		0	0	0
Undervotes	4		0	1	3

Precinct 0048

DEM President

Vote For 1

	TOTAL	VOTE %	Absentee	Early Voting	Election Day
Gabriel A. Cornejo	2	7.14%	0	0	2
Joseph R. Biden Jr.	24	85.71%	1	16	7
Star Locke	0	0.00%	0	0	0
Dean Phillips	1	3.57%	0	0	1
Armando "Mando" Perez-Serrato	0	0.00%	0	0	0
Marianne Williamson	1	3.57%	0	0	1
Frankie Lozada	0	0.00%	0	0	0
Cenk Uygur	0	0.00%	0	0	0
Total Votes Cast	28	100.00%	1	16	11
Overvotes	0		0	0	0
Undervotes	1		0	1	0

DEM US Senator

Vote For 1

	TOTAL	VOTE %	Absentee	Early Voting	Election Day
Carl Oscar Sherman	4	14.81%	0	3	1
Meri Gomez	2	7.41%	0	0	2
Heli Rodriguez Prilliman	2	7.41%	1	1	0
Colin Allred	11	40.74%	0	7	4
Roland Gutierrez	4	14.81%	0	1	3
A. "Robert" Hassan	0	0.00%	0	0	0
Steven J. Keough	1	3.70%	0	0	1
Thierry Tchenko	1	3.70%	0	1	0
Mark Gonzalez	2	7.41%	0	2	0
Total Votes Cast	27	100.00%	1	15	11
Overvotes	0		0	0	0
Undervotes	2		0	2	0

DEM Railroad Commissioner

Vote For 1

	TOTAL	VOTE %	Absentee	Early Voting	Election Day
Katherine Culbert	15	60.00%	0	9	6
Bill Burch	10	40.00%	1	4	5
Total Votes Cast	25	100.00%	1	13	11
Overvotes	0		0	0	0
Undervotes	4		0	4	0

Precinct 0048

DEM Justice, Supreme Court, PI 2

Vote For 1

	TOTAL	VOTE %	Absentee	Early Voting	Election Day
DaSean Jones	16	64.00%	0	9	7
Randy Sarosdy	9	36.00%	1	5	3
Total Votes Cast	25	100.00%	1	14	10
Overvotes	0		0	0	0
Undervotes	4		0	3	1

DEM Justice, Supreme Court, PI 4

Vote For 1

	TOTAL	VOTE %	Absentee	Early Voting	Election Day
Christine Vinh Weems	22	100.00%	1	11	10
Total Votes Cast	22	100.00%	1	11	10
Overvotes	0		0	0	0
Undervotes	7		0	6	1

DEM Justice, Supreme Court, PI 6

Vote For 1

	TOTAL	VOTE %	Absentee	Early Voting	Election Day
Joe Pool	8	33.33%	0	5	3
Bonnie Lee Goldstein	16	66.67%	1	9	6
Total Votes Cast	24	100.00%	1	14	9
Overvotes	0		0	0	0
Undervotes	5		0	3	2

DEM Presiding Judge, Ct of Crim App

Vote For 1

	TOTAL	VOTE %	Absentee	Early Voting	Election Day
Holly Taylor	23	100.00%	1	11	11
Total Votes Cast	23	100.00%	1	11	11
Overvotes	0		0	0	0
Undervotes	6		0	6	0

DEM Judge, Ct of Crim App, PI 7

Vote For 1

	TOTAL	VOTE %	Absentee	Early Voting	Election Day
Nancy Mulder	23	100.00%	1	11	11
Total Votes Cast	23	100.00%	1	11	11
Overvotes	0		0	0	0
Undervotes	6		0	6	0

Precinct 0048

DEM Judge, Ct of Crim App, PI 8

Vote For 1

	TOTAL	VOTE %	Absentee	Early Voting	Election Day
Chika Anyiam	23	100.00%	1	11	11
Total Votes Cast	23	100.00%	1	11	11
Overvotes	0		0	0	0
Undervotes	6		0	6	0

DEM State Representative, Dist 6

Vote For 1

	TOTAL	VOTE %	Absentee	Early Voting	Election Day
Cody J Grace	23	100.00%	1	11	11
Total Votes Cast	23	100.00%	1	11	11
Overvotes	0		0	0	0
Undervotes	6		0	6	0

DEM County Chair

Vote For 1

	TOTAL	VOTE %	Absentee	Early Voting	Election Day
Hector Garza	24	100.00%	1	12	11
Total Votes Cast	24	100.00%	1	12	11
Overvotes	0		0	0	0
Undervotes	5		0	5	0

Precinct 0049

Statistics

	TOTAL	Absentee	Early Voting	Election Day
Registered Voters - Total	1,554			
Ballots Cast - Total	413	3	237	173
Ballots Cast - Republican Party	399	3	232	164
Ballots Cast - Democratic Party	14	0	5	9
Ballots Cast - Blank	0	0	0	0
Voter Turnout - Total	26.58%			
Voter Turnout - Republican Party	0.00%			
Voter Turnout - Democratic Party	0.00%			

REP President

Vote For 1

	TOTAL	VOTE %	Absentee	Early Voting	Election Day
Asa Hutchinson	0	0.00%	0	0	0
Donald J. Trump	335	84.17%	2	191	142
Ron DeSantis	6	1.51%	0	4	2
Vivek Ramaswamy	3	0.75%	0	1	2
David Stuckenberg	0	0.00%	0	0	0
Chris Christie	1	0.25%	0	1	0
Ryan L. Binkley	0	0.00%	0	0	0
Nikki Haley	39	9.80%	0	26	13
Uncommitted	14	3.52%	1	9	4
Total Votes Cast	398	100.00%	3	232	163
Overvotes	0		0	0	0
Undervotes	1		0	0	1

REP US Senator

Vote For 1

	TOTAL	VOTE %	Absentee	Early Voting	Election Day
R E (Rufus) Lopez	8	2.11%	0	4	4
Ted Cruz	363	95.78%	3	213	147
Holland "Redd" Gibson	8	2.11%	0	3	5
Total Votes Cast	379	100.00%	3	220	156
Overvotes	0		0	0	0
Undervotes	20		0	12	8

REP US Representative, Dist 1

Vote For 1

	TOTAL	VOTE %	Absentee	Early Voting	Election Day
Nathaniel Moran	297	100.00%	3	175	119
Total Votes Cast	297	100.00%	3	175	119
Overvotes	0		0	0	0
Undervotes	102		0	57	45

Precinct 0049

REP Railroad Commissioner

Vote For 1

	TOTAL	VOTE %	Absentee	Early Voting	Election Day
Corey Howell	49	14.50%	1	20	28
Petra Reyes	6	1.78%	0	5	1
Christie Clark	54	15.98%	1	29	24
James "Jim" Matlock	72	21.30%	0	49	23
Christi Craddick	157	46.45%	1	106	50
Total Votes Cast	338	100.00%	3	209	126
Overvotes	0		0	0	0
Undervotes	61		0	23	38

REP Justice, Supreme Court, PI 2

Vote For 1

	TOTAL	VOTE %	Absentee	Early Voting	Election Day
Jimmy Blacklock	303	100.00%	3	183	117
Total Votes Cast	303	100.00%	3	183	117
Overvotes	0		0	0	0
Undervotes	96		0	49	47

REP Justice, Supreme Court, PI 4

Vote For 1

	TOTAL	VOTE %	Absentee	Early Voting	Election Day
John Devine	186	58.49%	2	113	71
Brian Walker	132	41.51%	1	82	49
Total Votes Cast	318	100.00%	3	195	120
Overvotes	0		0	0	0
Undervotes	81		0	37	44

REP Justice, Supreme Court, PI 6

Vote For 1

	TOTAL	VOTE %	Absentee	Early Voting	Election Day
Jane Bland	277	100.00%	3	167	107
Total Votes Cast	277	100.00%	3	167	107
Overvotes	0		0	0	0
Undervotes	122		0	65	57

REP Presiding Judge, Ct of Crim App

Vote For 1

	TOTAL	VOTE %	Absentee	Early Voting	Election Day
David J. Schenck	222	69.81%	2	137	83
Sharon Keller	96	30.19%	1	58	37
Total Votes Cast	318	100.00%	3	195	120
Overvotes	0		0	0	0
Undervotes	81		0	37	44

Precinct 0049

REP Judge, Ct of Crim App, PI 7

Vote For 1

	TOTAL	VOTE %		Absentee	Early Voting	Election Day
Gina Parker	241	77.00%		2	150	89
Barbara Parker Hervey	72	23.00%		1	41	30
Total Votes Cast	313	100.00%		3	191	119
Overvotes	0			0	0	0
Undervotes	86			0	41	45

REP Judge, Ct of Crim App, PI 8

Vote For 1

	TOTAL	VOTE %		Absentee	Early Voting	Election Day
Lee Finley	163	56.79%		1	88	74
Michelle Slaughter	124	43.21%		2	84	38
Total Votes Cast	287	100.00%		3	172	112
Overvotes	0			0	0	0
Undervotes	112			0	60	52

REP State Representative, Dist 5

Vote For 1

	TOTAL	VOTE %		Absentee	Early Voting	Election Day
Jeff Fletcher	122	32.97%		0	81	41
Cole Hefner	222	60.00%		3	125	94
Dewey Collier	26	7.03%		0	16	10
Total Votes Cast	370	100.00%		3	222	145
Overvotes	0			0	0	0
Undervotes	29			0	10	19

REP Justice, 12th Ct of Appeals District, PI 3

Vote For 1

	TOTAL	VOTE %		Absentee	Early Voting	Election Day
Greg Neeley	287	100.00%		3	175	109
Total Votes Cast	287	100.00%		3	175	109
Overvotes	0			0	0	0
Undervotes	112			0	57	55

REP Dist Judge, 7th Judicial Dist

Vote For 1

	TOTAL	VOTE %		Absentee	Early Voting	Election Day
Kerry L. Russell	289	100.00%		3	174	112
Total Votes Cast	289	100.00%		3	174	112
Overvotes	0			0	0	0
Undervotes	110			0	58	52

Precinct 0049

REP Dist Judge, 114th Judicial Dist

Vote For 1

	TOTAL	VOTE %	Absentee	Early Voting	Election Day
Austin Reeve Jackson	296	100.00%	3	178	115
Total Votes Cast	296	100.00%	3	178	115
Overvotes	0		0	0	0
Undervotes	103		0	54	49

REP Dist Judge, 475th Judicial Dist

Vote For 1

	TOTAL	VOTE %	Absentee	Early Voting	Election Day
Taylor Heaton	289	100.00%	3	175	111
Total Votes Cast	289	100.00%	3	175	111
Overvotes	0		0	0	0
Undervotes	110		0	57	53

REP Judge, Co Court at Law No. 2, Unexp

Vote For 1

	TOTAL	VOTE %	Absentee	Early Voting	Election Day
Sara Maynard	220	66.07%	1	140	79
Amy McCullough	113	33.93%	2	61	50
Total Votes Cast	333	100.00%	3	201	129
Overvotes	0		0	0	0
Undervotes	66		0	31	35

REP Sheriff

Vote For 1

	TOTAL	VOTE %	Absentee	Early Voting	Election Day
Chris V Green	119	31.40%	0	70	49
Larry R. Smith	260	68.60%	3	157	100
Total Votes Cast	379	100.00%	3	227	149
Overvotes	0		0	0	0
Undervotes	20		0	5	15

REP County Tax Assessor-Collector

Vote For 1

	TOTAL	VOTE %	Absentee	Early Voting	Election Day
Gary B Barber	323	100.00%	3	196	124
Total Votes Cast	323	100.00%	3	196	124
Overvotes	0		0	0	0
Undervotes	76		0	36	40

Precinct 0049

REP County Commissioner Pct 3

Vote For 1

	TOTAL	VOTE %	Absentee	Early Voting	Election Day
Rusty Smith	82	23.56%	2	46	34
J. Scott Herod	161	46.26%	1	101	59
Terry Phillips	105	30.17%	0	70	35
Total Votes Cast	348	100.00%	3	217	128
Overvotes	0		0	0	0
Undervotes	51		0	15	36

REP Constable Pct 5

Vote For 1

	TOTAL	VOTE %	Absentee	Early Voting	Election Day
Wesley Hicks	300	100.00%	3	176	121
Total Votes Cast	300	100.00%	3	176	121
Overvotes	0		0	0	0
Undervotes	99		0	56	43

REP County Chair

Vote For 1

	TOTAL	VOTE %	Absentee	Early Voting	Election Day
David Stein	182	63.86%	2	102	78
Kevin McCall	103	36.14%	1	65	37
Total Votes Cast	285	100.00%	3	167	115
Overvotes	0		0	0	0
Undervotes	114		0	65	49

REP Proposition 1

Vote For 1

	TOTAL	VOTE %	Absentee	Early Voting	Election Day
YES	331	85.53%	3	201	127
NO	56	14.47%	0	27	29
Total Votes Cast	387	100.00%	3	228	156
Overvotes	0		0	0	0
Undervotes	12		0	4	8

REP Proposition 2

Vote For 1

	TOTAL	VOTE %	Absentee	Early Voting	Election Day
YES	384	97.71%	3	226	155
NO	9	2.29%	0	2	7
Total Votes Cast	393	100.00%	3	228	162
Overvotes	0		0	0	0
Undervotes	6		0	4	2

Precinct 0049

REP Proposition 3

Vote For 1

	TOTAL	VOTE %	Absentee	Early Voting	Election Day
YES	372	95.63%	3	215	154
NO	17	4.37%	0	11	6
Total Votes Cast	389	100.00%	3	226	160
Overvotes	0		0	0	0
Undervotes	10		0	6	4

REP Proposition 4

Vote For 1

	TOTAL	VOTE %	Absentee	Early Voting	Election Day
YES	367	93.86%	3	215	149
NO	24	6.14%	0	12	12
Total Votes Cast	391	100.00%	3	227	161
Overvotes	0		0	0	0
Undervotes	8		0	5	3

REP Proposition 5

Vote For 1

	TOTAL	VOTE %	Absentee	Early Voting	Election Day
YES	360	92.31%	3	211	146
NO	30	7.69%	0	16	14
Total Votes Cast	390	100.00%	3	227	160
Overvotes	0		0	0	0
Undervotes	9		0	5	4

REP Proposition 6

Vote For 1

	TOTAL	VOTE %	Absentee	Early Voting	Election Day
YES	348	90.16%	3	212	133
NO	38	9.84%	0	15	23
Total Votes Cast	386	100.00%	3	227	156
Overvotes	0		0	0	0
Undervotes	13		0	5	8

REP Proposition 7

Vote For 1

	TOTAL	VOTE %	Absentee	Early Voting	Election Day
YES	315	85.60%	2	191	122
NO	53	14.40%	1	26	26
Total Votes Cast	368	100.00%	3	217	148
Overvotes	0		0	0	0
Undervotes	31		0	15	16

Precinct 0049

REP Proposition 8

Vote For 1

	TOTAL	VOTE %	Absentee	Early Voting	Election Day
YES	379	95.95%	2	221	156
NO	16	4.05%	1	9	6
Total Votes Cast	395	100.00%	3	230	162
Overvotes	0		0	0	0
Undervotes	4		0	2	2

REP Proposition 9

Vote For 1

	TOTAL	VOTE %	Absentee	Early Voting	Election Day
YES	302	78.04%	1	184	117
NO	85	21.96%	2	43	40
Total Votes Cast	387	100.00%	3	227	157
Overvotes	0		0	0	0
Undervotes	12		0	5	7

REP Proposition 10

Vote For 1

	TOTAL	VOTE %	Absentee	Early Voting	Election Day
YES	367	95.57%	3	218	146
NO	17	4.43%	0	8	9
Total Votes Cast	384	100.00%	3	226	155
Overvotes	0		0	0	0
Undervotes	15		0	6	9

REP Proposition 11

Vote For 1

	TOTAL	VOTE %	Absentee	Early Voting	Election Day
YES	301	76.40%	2	182	117
NO	93	23.60%	1	48	44
Total Votes Cast	394	100.00%	3	230	161
Overvotes	0		0	0	0
Undervotes	5		0	2	3

REP Proposition 12

Vote For 1

	TOTAL	VOTE %	Absentee	Early Voting	Election Day
YES	392	99.24%	3	227	162
NO	3	0.76%	0	2	1
Total Votes Cast	395	100.00%	3	229	163
Overvotes	0		0	0	0
Undervotes	4		0	3	1

Precinct 0049

REP Proposition 13

Vote For 1

	TOTAL	VOTE %	Absentee	Early Voting	Election Day
YES	386	98.22%	3	226	157
NO	7	1.78%	0	2	5
Total Votes Cast	393	100.00%	3	228	162
Overvotes	0		0	0	0
Undervotes	6		0	4	2

DEM President

Vote For 1

	TOTAL	VOTE %	Absentee	Early Voting	Election Day
Gabriel A. Cornejo	0	0.00%	0	0	0
Joseph R. Biden Jr.	12	85.71%	0	4	8
Star Locke	1	7.14%	0	1	0
Dean Phillips	1	7.14%	0	0	1
Armando "Mando" Perez-Serrato	0	0.00%	0	0	0
Marianne Williamson	0	0.00%	0	0	0
Frankie Lozada	0	0.00%	0	0	0
Cenk Uygur	0	0.00%	0	0	0
Total Votes Cast	14	100.00%	0	5	9
Overvotes	0		0	0	0
Undervotes	0		0	0	0

DEM US Senator

Vote For 1

	TOTAL	VOTE %	Absentee	Early Voting	Election Day
Carl Oscar Sherman	1	7.69%	0	0	1
Meri Gomez	0	0.00%	0	0	0
Heli Rodriguez Prilliman	1	7.69%	0	0	1
Colin Allred	6	46.15%	0	2	4
Roland Gutierrez	2	15.38%	0	1	1
A. "Robert" Hassan	0	0.00%	0	0	0
Steven J. Keough	0	0.00%	0	0	0
Thierry Tchenko	0	0.00%	0	0	0
Mark Gonzalez	3	23.08%	0	2	1
Total Votes Cast	13	100.00%	0	5	8
Overvotes	0		0	0	0
Undervotes	1		0	0	1

Precinct 0049

DEM Railroad Commissioner

Vote For 1

	TOTAL	VOTE %	Absentee	Early Voting	Election Day
Katherine Culbert	7	58.33%	0	3	4
Bill Burch	5	41.67%	0	2	3
Total Votes Cast	12	100.00%	0	5	7
Overvotes	0		0	0	0
Undervotes	2		0	0	2

DEM Justice, Supreme Court, PI 2

Vote For 1

	TOTAL	VOTE %	Absentee	Early Voting	Election Day
DaSean Jones	11	84.62%	0	4	7
Randy Sarosdy	2	15.38%	0	1	1
Total Votes Cast	13	100.00%	0	5	8
Overvotes	0		0	0	0
Undervotes	1		0	0	1

DEM Justice, Supreme Court, PI 4

Vote For 1

	TOTAL	VOTE %	Absentee	Early Voting	Election Day
Christine Vinh Weems	11	100.00%	0	5	6
Total Votes Cast	11	100.00%	0	5	6
Overvotes	0		0	0	0
Undervotes	3		0	0	3

DEM Justice, Supreme Court, PI 6

Vote For 1

	TOTAL	VOTE %	Absentee	Early Voting	Election Day
Joe Pool	6	50.00%	0	3	3
Bonnie Lee Goldstein	6	50.00%	0	2	4
Total Votes Cast	12	100.00%	0	5	7
Overvotes	0		0	0	0
Undervotes	2		0	0	2

DEM Presiding Judge, Ct of Crim App

Vote For 1

	TOTAL	VOTE %	Absentee	Early Voting	Election Day
Holly Taylor	11	100.00%	0	5	6
Total Votes Cast	11	100.00%	0	5	6
Overvotes	0		0	0	0
Undervotes	3		0	0	3

Precinct 0049

DEM Judge, Ct of Crim App, PI 7

Vote For 1

	TOTAL	VOTE %	Absentee	Early Voting	Election Day
Nancy Mulder	12	100.00%	0	5	7
Total Votes Cast	12	100.00%	0	5	7
Overvotes	0		0	0	0
Undervotes	2		0	0	2

DEM Judge, Ct of Crim App, PI 8

Vote For 1

	TOTAL	VOTE %	Absentee	Early Voting	Election Day
Chika Anyiam	11	100.00%	0	5	6
Total Votes Cast	11	100.00%	0	5	6
Overvotes	0		0	0	0
Undervotes	3		0	0	3

DEM County Commissioner Pct 3

Vote For 1

	TOTAL	VOTE %	Absentee	Early Voting	Election Day
Dave Hansen	4	30.77%	0	2	2
Edith Mayfield Wilson	9	69.23%	0	3	6
Total Votes Cast	13	100.00%	0	5	8
Overvotes	0		0	0	0
Undervotes	1		0	0	1

DEM County Chair

Vote For 1

	TOTAL	VOTE %	Absentee	Early Voting	Election Day
Hector Garza	13	100.00%	0	5	8
Total Votes Cast	13	100.00%	0	5	8
Overvotes	0		0	0	0
Undervotes	1		0	0	1

Precinct 0050

Statistics

	TOTAL	Absentee	Early Voting	Election Day
Registered Voters - Total	2,340			
Ballots Cast - Total	664	22	349	293
Ballots Cast - Republican Party	595	14	311	270
Ballots Cast - Democratic Party	69	8	38	23
Ballots Cast - Blank	0	0	0	0
Voter Turnout - Total	28.38%			
Voter Turnout - Republican Party	0.00%			
Voter Turnout - Democratic Party	0.00%			

REP President

Vote For 1

	TOTAL	VOTE %	Absentee	Early Voting	Election Day
Asa Hutchinson	2	0.34%	0	1	1
Donald J. Trump	442	75.30%	10	216	216
Ron DeSantis	17	2.90%	0	12	5
Vivek Ramaswamy	3	0.51%	0	0	3
David Stuckenberg	0	0.00%	0	0	0
Chris Christie	0	0.00%	0	0	0
Ryan L. Binkley	0	0.00%	0	0	0
Nikki Haley	113	19.25%	3	72	38
Uncommitted	10	1.70%	1	6	3
Total Votes Cast	587	100.00%	14	307	266
Overvotes	0		0	0	0
Undervotes	8		0	4	4

REP US Senator

Vote For 1

	TOTAL	VOTE %	Absentee	Early Voting	Election Day
R E (Rufus) Lopez	20	3.62%	0	9	11
Ted Cruz	516	93.48%	14	270	232
Holland "Redd" Gibson	16	2.90%	0	11	5
Total Votes Cast	552	100.00%	14	290	248
Overvotes	0		0	0	0
Undervotes	43		0	21	22

REP US Representative, Dist 1

Vote For 1

	TOTAL	VOTE %	Absentee	Early Voting	Election Day
Nathaniel Moran	450	100.00%	12	245	193
Total Votes Cast	450	100.00%	12	245	193
Overvotes	0		0	0	0
Undervotes	145		2	66	77

Precinct 0050

REP Railroad Commissioner

Vote For 1

	TOTAL	VOTE %	Absentee	Early Voting	Election Day
Corey Howell	37	7.72%	0	20	17
Petra Reyes	5	1.04%	0	3	2
Christie Clark	74	15.45%	1	40	33
James "Jim" Matlock	71	14.82%	1	29	41
Christi Craddick	292	60.96%	11	169	112
Total Votes Cast	479	100.00%	13	261	205
Overvotes	0		0	0	0
Undervotes	116		1	50	65

REP Justice, Supreme Court, PI 2

Vote For 1

	TOTAL	VOTE %	Absentee	Early Voting	Election Day
Jimmy Blacklock	404	100.00%	10	214	180
Total Votes Cast	404	100.00%	10	214	180
Overvotes	0		0	0	0
Undervotes	191		4	97	90

REP Justice, Supreme Court, PI 4

Vote For 1

	TOTAL	VOTE %	Absentee	Early Voting	Election Day
John Devine	252	59.15%	2	154	96
Brian Walker	174	40.85%	6	83	85
Total Votes Cast	426	100.00%	8	237	181
Overvotes	0		0	0	0
Undervotes	169		6	74	89

REP Justice, Supreme Court, PI 6

Vote For 1

	TOTAL	VOTE %	Absentee	Early Voting	Election Day
Jane Bland	349	100.00%	9	188	152
Total Votes Cast	349	100.00%	9	188	152
Overvotes	0		0	0	0
Undervotes	246		5	123	118

REP Presiding Judge, Ct of Crim App

Vote For 1

	TOTAL	VOTE %	Absentee	Early Voting	Election Day
David J. Schenck	293	66.59%	7	160	126
Sharon Keller	147	33.41%	3	79	65
Total Votes Cast	440	100.00%	10	239	191
Overvotes	0		0	0	0
Undervotes	155		4	72	79

Precinct 0050

REP Judge, Ct of Crim App, PI 7

Vote For 1

	TOTAL	VOTE %	Absentee	Early Voting	Election Day
Gina Parker	302	73.12%	5	160	137
Barbara Parker Hervey	111	26.88%	2	67	42
Total Votes Cast	413	100.00%	7	227	179
Overvotes	0		0	0	0
Undervotes	182		7	84	91

REP Judge, Ct of Crim App, PI 8

Vote For 1

	TOTAL	VOTE %	Absentee	Early Voting	Election Day
Lee Finley	174	47.03%	1	93	80
Michelle Slaughter	196	52.97%	5	108	83
Total Votes Cast	370	100.00%	6	201	163
Overvotes	0		0	0	0
Undervotes	225		8	110	107

REP State Representative, Dist 6

Vote For 1

	TOTAL	VOTE %	Absentee	Early Voting	Election Day
Daniel Alders	390	100.00%	8	205	177
Total Votes Cast	390	100.00%	8	205	177
Overvotes	0		0	0	0
Undervotes	205		6	106	93

REP Justice, 12th Ct of Appeals District, PI 3

Vote For 1

	TOTAL	VOTE %	Absentee	Early Voting	Election Day
Greg Neeley	375	100.00%	8	198	169
Total Votes Cast	375	100.00%	8	198	169
Overvotes	0		0	0	0
Undervotes	220		6	113	101

REP Dist Judge, 7th Judicial Dist

Vote For 1

	TOTAL	VOTE %	Absentee	Early Voting	Election Day
Kerry L. Russell	428	100.00%	10	232	186
Total Votes Cast	428	100.00%	10	232	186
Overvotes	0		0	0	0
Undervotes	167		4	79	84

Precinct 0050

REP Dist Judge, 114th Judicial Dist

Vote For 1

	TOTAL	VOTE %	Absentee	Early Voting	Election Day
Austin Reeve Jackson	426	100.00%	8	229	189
Total Votes Cast	426	100.00%	8	229	189
Overvotes	0		0	0	0
Undervotes	169		6	82	81

REP Dist Judge, 475th Judicial Dist

Vote For 1

	TOTAL	VOTE %	Absentee	Early Voting	Election Day
Taylor Heaton	412	100.00%	7	221	184
Total Votes Cast	412	100.00%	7	221	184
Overvotes	0		0	0	0
Undervotes	183		7	90	86

REP Judge, Co Court at Law No. 2, Unexp

Vote For 1

	TOTAL	VOTE %	Absentee	Early Voting	Election Day
Sara Maynard	216	41.06%	3	116	97
Amy McCullough	310	58.94%	7	168	135
Total Votes Cast	526	100.00%	10	284	232
Overvotes	0		0	0	0
Undervotes	69		4	27	38

REP Sheriff

Vote For 1

	TOTAL	VOTE %	Absentee	Early Voting	Election Day
Chris V Green	154	27.35%	2	82	70
Larry R. Smith	409	72.65%	12	221	176
Total Votes Cast	563	100.00%	14	303	246
Overvotes	0		0	0	0
Undervotes	32		0	8	24

REP County Tax Assessor-Collector

Vote For 1

	TOTAL	VOTE %	Absentee	Early Voting	Election Day
Gary B Barber	453	100.00%	14	240	199
Total Votes Cast	453	100.00%	14	240	199
Overvotes	0		0	0	0
Undervotes	142		0	71	71

Precinct 0050

REP County Commissioner Pct 1

Vote For 1

	TOTAL	VOTE %	Absentee	Early Voting	Election Day
Christina Drewry	230	46.65%	2	125	103
Pam Frederick	263	53.35%	6	144	113
Total Votes Cast	493	100.00%	8	269	216
Overvotes	0		0	0	0
Undervotes	102		6	42	54

REP Constable Pct 2

Vote For 1

	TOTAL	VOTE %	Absentee	Early Voting	Election Day
Wayne Allen	389	100.00%	8	209	172
Total Votes Cast	389	100.00%	8	209	172
Overvotes	0		0	0	0
Undervotes	206		6	102	98

REP County Chair

Vote For 1

	TOTAL	VOTE %	Absentee	Early Voting	Election Day
David Stein	332	72.65%	9	182	141
Kevin McCall	125	27.35%	2	65	58
Total Votes Cast	457	100.00%	11	247	199
Overvotes	0		0	0	0
Undervotes	138		3	64	71

REP Proposition 1

Vote For 1

	TOTAL	VOTE %	Absentee	Early Voting	Election Day
YES	389	69.71%	7	197	185
NO	169	30.29%	6	98	65
Total Votes Cast	558	100.00%	13	295	250
Overvotes	0		0	0	0
Undervotes	37		1	16	20

REP Proposition 2

Vote For 1

	TOTAL	VOTE %	Absentee	Early Voting	Election Day
YES	528	91.19%	14	270	244
NO	51	8.81%	0	33	18
Total Votes Cast	579	100.00%	14	303	262
Overvotes	0		0	0	0
Undervotes	16		0	8	8

Precinct 0050

REP Proposition 3

Vote For 1

	TOTAL	VOTE %	Absentee	Early Voting	Election Day
YES	496	87.48%	14	263	219
NO	71	12.52%	0	33	38
Total Votes Cast	567	100.00%	14	296	257
Overvotes	0		0	0	0
Undervotes	28		0	15	13

REP Proposition 4

Vote For 1

	TOTAL	VOTE %	Absentee	Early Voting	Election Day
YES	495	86.99%	13	255	227
NO	74	13.01%	1	41	32
Total Votes Cast	569	100.00%	14	296	259
Overvotes	0		0	0	0
Undervotes	26		0	15	11

REP Proposition 5

Vote For 1

	TOTAL	VOTE %	Absentee	Early Voting	Election Day
YES	461	82.03%	13	236	212
NO	101	17.97%	1	57	43
Total Votes Cast	562	100.00%	14	293	255
Overvotes	0		0	0	0
Undervotes	33		0	18	15

REP Proposition 6

Vote For 1

	TOTAL	VOTE %	Absentee	Early Voting	Election Day
YES	475	86.36%	14	238	223
NO	75	13.64%	0	46	29
Total Votes Cast	550	100.00%	14	284	252
Overvotes	0		0	0	0
Undervotes	45		0	27	18

REP Proposition 7

Vote For 1

	TOTAL	VOTE %	Absentee	Early Voting	Election Day
YES	381	74.27%	6	195	180
NO	132	25.73%	6	76	50
Total Votes Cast	513	100.00%	12	271	230
Overvotes	0		0	0	0
Undervotes	82		2	40	40

Precinct 0050

REP Proposition 8

Vote For 1

	TOTAL	VOTE %	Absentee	Early Voting	Election Day
YES	513	90.64%	11	260	242
NO	53	9.36%	2	35	16
Total Votes Cast	566	100.00%	13	295	258
Overvotes	0		0	0	0
Undervotes	29		1	16	12

REP Proposition 9

Vote For 1

	TOTAL	VOTE %	Absentee	Early Voting	Election Day
YES	412	73.97%	12	209	191
NO	145	26.03%	2	80	63
Total Votes Cast	557	100.00%	14	289	254
Overvotes	0		0	0	0
Undervotes	38		0	22	16

REP Proposition 10

Vote For 1

	TOTAL	VOTE %	Absentee	Early Voting	Election Day
YES	494	89.66%	11	251	232
NO	57	10.34%	2	37	18
Total Votes Cast	551	100.00%	13	288	250
Overvotes	0		0	0	0
Undervotes	44		1	23	20

REP Proposition 11

Vote For 1

	TOTAL	VOTE %	Absentee	Early Voting	Election Day
YES	452	79.58%	10	229	213
NO	116	20.42%	4	67	45
Total Votes Cast	568	100.00%	14	296	258
Overvotes	0		0	0	0
Undervotes	27		0	15	12

REP Proposition 12

Vote For 1

	TOTAL	VOTE %	Absentee	Early Voting	Election Day
YES	559	96.38%	14	288	257
NO	21	3.62%	0	15	6
Total Votes Cast	580	100.00%	14	303	263
Overvotes	0		0	0	0
Undervotes	15		0	8	7

Precinct 0050

REP Proposition 13

Vote For 1

	TOTAL	VOTE %	Absentee	Early Voting	Election Day
YES	543	94.60%	14	280	249
NO	31	5.40%	0	21	10
Total Votes Cast	574	100.00%	14	301	259
Overvotes	0		0	0	0
Undervotes	21		0	10	11

DEM President

Vote For 1

	TOTAL	VOTE %	Absentee	Early Voting	Election Day
Gabriel A. Cornejo	1	1.47%	0	1	0
Joseph R. Biden Jr.	63	92.65%	8	33	22
Star Locke	0	0.00%	0	0	0
Dean Phillips	1	1.47%	0	1	0
Armando "Mando" Perez-Serrato	2	2.94%	0	2	0
Marianne Williamson	1	1.47%	0	0	1
Frankie Lozada	0	0.00%	0	0	0
Cenk Uygur	0	0.00%	0	0	0
Total Votes Cast	68	100.00%	8	37	23
Overvotes	0		0	0	0
Undervotes	1		0	1	0

DEM US Senator

Vote For 1

	TOTAL	VOTE %	Absentee	Early Voting	Election Day
Carl Oscar Sherman	8	11.94%	2	1	5
Meri Gomez	4	5.97%	0	2	2
Heli Rodriguez Prilliman	1	1.49%	0	1	0
Colin Allred	33	49.25%	3	23	7
Roland Gutierrez	12	17.91%	1	6	5
A. "Robert" Hassan	1	1.49%	0	0	1
Steven J. Keough	2	2.99%	0	1	1
Thierry Tchenko	0	0.00%	0	0	0
Mark Gonzalez	6	8.96%	1	4	1
Total Votes Cast	67	100.00%	7	38	22
Overvotes	0		0	0	0
Undervotes	2		1	0	1

Precinct 0050

DEM Railroad Commissioner

Vote For 1

	TOTAL	VOTE %		Absentee	Early Voting	Election Day
Katherine Culbert	44	70.97%	<div style="width: 70.97%;"><div style="width: 70.97%;"></div></div>	3	27	14
Bill Burch	18	29.03%	<div style="width: 29.03%;"><div style="width: 29.03%;"></div></div>	2	9	7
Total Votes Cast	62	100.00%	<div style="width: 100%;"><div style="width: 100%;"></div></div>	5	36	21
Overvotes	0			0	0	0
Undervotes	7			3	2	2

DEM Justice, Supreme Court, PI 2

Vote For 1

	TOTAL	VOTE %		Absentee	Early Voting	Election Day
DaSean Jones	38	63.33%	<div style="width: 63.33%;"><div style="width: 63.33%;"></div></div>	3	23	12
Randy Sarosdy	22	36.67%	<div style="width: 36.67%;"><div style="width: 36.67%;"></div></div>	2	12	8
Total Votes Cast	60	100.00%	<div style="width: 100%;"><div style="width: 100%;"></div></div>	5	35	20
Overvotes	0			0	0	0
Undervotes	9			3	3	3

DEM Justice, Supreme Court, PI 4

Vote For 1

	TOTAL	VOTE %		Absentee	Early Voting	Election Day
Christine Vinh Weems	51	100.00%	<div style="width: 100%;"><div style="width: 100%;"></div></div>	5	31	15
Total Votes Cast	51	100.00%	<div style="width: 100%;"><div style="width: 100%;"></div></div>	5	31	15
Overvotes	0			0	0	0
Undervotes	18			3	7	8

DEM Justice, Supreme Court, PI 6

Vote For 1

	TOTAL	VOTE %		Absentee	Early Voting	Election Day
Joe Pool	28	45.16%	<div style="width: 45.16%;"><div style="width: 45.16%;"></div></div>	4	18	6
Bonnie Lee Goldstein	34	54.84%	<div style="width: 54.84%;"><div style="width: 54.84%;"></div></div>	1	19	14
Total Votes Cast	62	100.00%	<div style="width: 100%;"><div style="width: 100%;"></div></div>	5	37	20
Overvotes	0			0	0	0
Undervotes	7			3	1	3

DEM Presiding Judge, Ct of Crim App

Vote For 1

	TOTAL	VOTE %		Absentee	Early Voting	Election Day
Holly Taylor	52	100.00%	<div style="width: 100%;"><div style="width: 100%;"></div></div>	5	32	15
Total Votes Cast	52	100.00%	<div style="width: 100%;"><div style="width: 100%;"></div></div>	5	32	15
Overvotes	0			0	0	0
Undervotes	17			3	6	8

Precinct 0050

DEM Judge, Ct of Crim App, PI 7

Vote For 1

	TOTAL	VOTE %	Absentee	Early Voting	Election Day
Nancy Mulder	52	100.00%	5	32	15
Total Votes Cast	52	100.00%	5	32	15
Overvotes	0		0	0	0
Undervotes	17		3	6	8

DEM Judge, Ct of Crim App, PI 8

Vote For 1

	TOTAL	VOTE %	Absentee	Early Voting	Election Day
Chika Anyiam	52	100.00%	5	32	15
Total Votes Cast	52	100.00%	5	32	15
Overvotes	0		0	0	0
Undervotes	17		3	6	8

DEM State Representative, Dist 6

Vote For 1

	TOTAL	VOTE %	Absentee	Early Voting	Election Day
Cody J Grace	51	100.00%	5	30	16
Total Votes Cast	51	100.00%	5	30	16
Overvotes	0		0	0	0
Undervotes	18		3	8	7

DEM County Chair

Vote For 1

	TOTAL	VOTE %	Absentee	Early Voting	Election Day
Hector Garza	53	100.00%	4	31	18
Total Votes Cast	53	100.00%	4	31	18
Overvotes	0		0	0	0
Undervotes	16		4	7	5

Precinct 0051

Statistics

	TOTAL	Absentee	Early Voting	Election Day
Registered Voters - Total	3,618			
Ballots Cast - Total	666	24	359	283
Ballots Cast - Republican Party	572	10	311	251
Ballots Cast - Democratic Party	94	14	48	32
Ballots Cast - Blank	2	1	0	1
Voter Turnout - Total	18.41%			
Voter Turnout - Republican Party	0.00%			
Voter Turnout - Democratic Party	0.00%			

REP President

Vote For 1

	TOTAL	VOTE %	Absentee	Early Voting	Election Day
Asa Hutchinson	0	0.00%	0	0	0
Donald J. Trump	431	75.48%	8	236	187
Ron DeSantis	9	1.58%	0	8	1
Vivek Ramaswamy	4	0.70%	0	2	2
David Stuckenberg	1	0.18%	0	0	1
Chris Christie	3	0.53%	0	1	2
Ryan L. Binkley	1	0.18%	0	1	0
Nikki Haley	113	19.79%	2	59	52
Uncommitted	9	1.58%	0	4	5
Total Votes Cast	571	100.00%	10	311	250
Overvotes	0		0	0	0
Undervotes	1		0	0	1

REP US Senator

Vote For 1

	TOTAL	VOTE %	Absentee	Early Voting	Election Day
R E (Rufus) Lopez	28	5.20%	0	11	17
Ted Cruz	488	90.71%	10	272	206
Holland "Redd" Gibson	22	4.09%	0	10	12
Total Votes Cast	538	100.00%	10	293	235
Overvotes	0		0	0	0
Undervotes	34		0	18	16

REP US Representative, Dist 1

Vote For 1

	TOTAL	VOTE %	Absentee	Early Voting	Election Day
Nathaniel Moran	452	100.00%	10	248	194
Total Votes Cast	452	100.00%	10	248	194
Overvotes	0		0	0	0
Undervotes	120		0	63	57

Precinct 0051

REP Railroad Commissioner

Vote For 1

	TOTAL	VOTE %	Absentee	Early Voting	Election Day
Corey Howell	39	8.37%	0	17	22
Petra Reyes	15	3.22%	0	8	7
Christie Clark	62	13.30%	0	38	24
James "Jim" Matlock	78	16.74%	3	40	35
Christi Craddick	272	58.37%	5	176	91
Total Votes Cast	466	100.00%	8	279	179
Overvotes	0		0	0	0
Undervotes	106		2	32	72

REP Justice, Supreme Court, PI 2

Vote For 1

	TOTAL	VOTE %	Absentee	Early Voting	Election Day
Jimmy Blacklock	411	100.00%	9	234	168
Total Votes Cast	411	100.00%	9	234	168
Overvotes	0		0	0	0
Undervotes	161		1	77	83

REP Justice, Supreme Court, PI 4

Vote For 1

	TOTAL	VOTE %	Absentee	Early Voting	Election Day
John Devine	233	53.56%	7	145	81
Brian Walker	202	46.44%	1	113	88
Total Votes Cast	435	100.00%	8	258	169
Overvotes	0		0	0	0
Undervotes	137		2	53	82

REP Justice, Supreme Court, PI 6

Vote For 1

	TOTAL	VOTE %	Absentee	Early Voting	Election Day
Jane Bland	384	100.00%	9	218	157
Total Votes Cast	384	100.00%	9	218	157
Overvotes	0		0	0	0
Undervotes	188		1	93	94

REP Presiding Judge, Ct of Crim App

Vote For 1

	TOTAL	VOTE %	Absentee	Early Voting	Election Day
David J. Schenck	307	68.53%	7	179	121
Sharon Keller	141	31.47%	0	87	54
Total Votes Cast	448	100.00%	7	266	175
Overvotes	0		0	0	0
Undervotes	124		3	45	76

Precinct 0051

REP Judge, Ct of Crim App, PI 7

Vote For 1

	TOTAL	VOTE %	Absentee	Early Voting	Election Day
Gina Parker	312	72.06%	6	178	128
Barbara Parker Hervey	121	27.94%	1	74	46
Total Votes Cast	433	100.00%	7	252	174
Overvotes	0		0	0	0
Undervotes	139		3	59	77

REP Judge, Ct of Crim App, PI 8

Vote For 1

	TOTAL	VOTE %	Absentee	Early Voting	Election Day
Lee Finley	222	54.95%	2	123	97
Michelle Slaughter	182	45.05%	4	112	66
Total Votes Cast	404	100.00%	6	235	163
Overvotes	0		0	0	0
Undervotes	168		4	76	88

REP State Representative, Dist 6

Vote For 1

	TOTAL	VOTE %	Absentee	Early Voting	Election Day
Daniel Alders	401	100.00%	9	221	171
Total Votes Cast	401	100.00%	9	221	171
Overvotes	0		0	0	0
Undervotes	171		1	90	80

REP Justice, 12th Ct of Appeals District, PI 3

Vote For 1

	TOTAL	VOTE %	Absentee	Early Voting	Election Day
Greg Neeley	401	100.00%	9	224	168
Total Votes Cast	401	100.00%	9	224	168
Overvotes	0		0	0	0
Undervotes	171		1	87	83

REP Dist Judge, 7th Judicial Dist

Vote For 1

	TOTAL	VOTE %	Absentee	Early Voting	Election Day
Kerry L. Russell	424	100.00%	9	238	177
Total Votes Cast	424	100.00%	9	238	177
Overvotes	0		0	0	0
Undervotes	148		1	73	74

Precinct 0051

REP Dist Judge, 114th Judicial Dist

Vote For 1

	TOTAL	VOTE %		Absentee	Early Voting	Election Day
Austin Reeve Jackson	417	100.00%	<div style="width: 100%; height: 10px; background-color: #ffc107;"></div>	9	232	176
Total Votes Cast	417	100.00%	<div style="width: 100%; height: 10px; background-color: #ffc107;"></div>	9	232	176
Overvotes	0			0	0	0
Undervotes	155			1	79	75

REP Dist Judge, 475th Judicial Dist

Vote For 1

	TOTAL	VOTE %		Absentee	Early Voting	Election Day
Taylor Heaton	417	100.00%	<div style="width: 100%; height: 10px; background-color: #ffc107;"></div>	9	234	174
Total Votes Cast	417	100.00%	<div style="width: 100%; height: 10px; background-color: #ffc107;"></div>	9	234	174
Overvotes	0			0	0	0
Undervotes	155			1	77	77

REP Judge, Co Court at Law No. 2, Unexp

Vote For 1

	TOTAL	VOTE %		Absentee	Early Voting	Election Day
Sara Maynard	260	52.00%	<div style="width: 52%; height: 10px; background-color: #ffc107;"></div>	0	153	107
Amy McCullough	240	48.00%	<div style="width: 48%; height: 10px; background-color: #ffc107;"></div>	7	132	101
Total Votes Cast	500	100.00%	<div style="width: 100%; height: 10px; background-color: #ffc107;"></div>	7	285	208
Overvotes	0			0	0	0
Undervotes	72			3	26	43

REP Sheriff

Vote For 1

	TOTAL	VOTE %		Absentee	Early Voting	Election Day
Chris V Green	153	28.92%	<div style="width: 28.92%; height: 10px; background-color: #ffc107;"></div>	1	74	78
Larry R. Smith	376	71.08%	<div style="width: 71.08%; height: 10px; background-color: #ffc107;"></div>	8	225	143
Total Votes Cast	529	100.00%	<div style="width: 100%; height: 10px; background-color: #ffc107;"></div>	9	299	221
Overvotes	0			0	0	0
Undervotes	43			1	12	30

REP County Tax Assessor-Collector

Vote For 1

	TOTAL	VOTE %		Absentee	Early Voting	Election Day
Gary B Barber	464	100.00%	<div style="width: 100%; height: 10px; background-color: #ffc107;"></div>	9	257	198
Total Votes Cast	464	100.00%	<div style="width: 100%; height: 10px; background-color: #ffc107;"></div>	9	257	198
Overvotes	0			0	0	0
Undervotes	108			1	54	53

Precinct 0051

REP Constable Pct 3

Vote For 1

	TOTAL	VOTE %		Absentee	Early Voting	Election Day
Jim Blackmon	415	100.00%	<div style="width: 100%; height: 10px; background-color: #ffc107;"></div>	9	231	175
Total Votes Cast	415	100.00%	<div style="width: 100%; height: 10px; background-color: #ffc107;"></div>	9	231	175
Overvotes	0			0	0	0
Undervotes	157			1	80	76

REP County Chair

Vote For 1

	TOTAL	VOTE %		Absentee	Early Voting	Election Day
David Stein	286	67.45%	<div style="width: 67.45%; height: 10px; background-color: #ffc107;"></div>	5	168	113
Kevin McCall	138	32.55%	<div style="width: 32.55%; height: 10px; background-color: #ffc107;"></div>	2	72	64
Total Votes Cast	424	100.00%	<div style="width: 100%; height: 10px; background-color: #ffc107;"></div>	7	240	177
Overvotes	0			0	0	0
Undervotes	148			3	71	74

REP Proposition 1

Vote For 1

	TOTAL	VOTE %		Absentee	Early Voting	Election Day
YES	421	76.82%	<div style="width: 76.82%; height: 10px; background-color: #ffc107;"></div>	5	230	186
NO	127	23.18%	<div style="width: 23.18%; height: 10px; background-color: #ffc107;"></div>	5	72	50
Total Votes Cast	548	100.00%	<div style="width: 100%; height: 10px; background-color: #ffc107;"></div>	10	302	236
Overvotes	0			0	0	0
Undervotes	24			0	9	15

REP Proposition 2

Vote For 1

	TOTAL	VOTE %		Absentee	Early Voting	Election Day
YES	525	93.42%	<div style="width: 93.42%; height: 10px; background-color: #ffc107;"></div>	10	289	226
NO	37	6.58%	<div style="width: 6.58%; height: 10px; background-color: #ffc107;"></div>	0	21	16
Total Votes Cast	562	100.00%	<div style="width: 100%; height: 10px; background-color: #ffc107;"></div>	10	310	242
Overvotes	0			0	0	0
Undervotes	10			0	1	9

REP Proposition 3




Vote For 1

	TOTAL	VOTE %		Absentee	Early Voting	Election Day
YES	516	91.65%	<div style="width: 91.65%; height: 10px; background-color: #ffc107;"></div>	10	290	216
NO	47	8.35%	<div style="width: 8.35%; height: 10px; background-color: #ffc107;"></div>	0	18	29
Total Votes Cast	563	100.00%	<div style="width: 100%; height: 10px; background-color: #ffc107;"></div>	10	308	245
Overvotes	0			0	0	0
Undervotes	9			0	3	6

Precinct 0051




REP Proposition 4

Vote For 1

	TOTAL	VOTE %	Absentee	Early Voting	Election Day
YES	494	88.06% 	10	276	208
NO	67	11.94% 	0	32	35
Total Votes Cast	561	100.00% 	10	308	243
Overvotes	0		0	0	0
Undervotes	11		0	3	8




REP Proposition 5

Vote For 1

	TOTAL	VOTE %	Absentee	Early Voting	Election Day
YES	467	83.99% 	9	265	193
NO	89	16.01% 	1	43	45
Total Votes Cast	556	100.00% 	10	308	238
Overvotes	0		0	0	0
Undervotes	16		0	3	13




REP Proposition 6

Vote For 1

	TOTAL	VOTE %	Absentee	Early Voting	Election Day
YES	475	86.68% 	10	281	184
NO	73	13.32% 	0	25	48
Total Votes Cast	548	100.00% 	10	306	232
Overvotes	0		0	0	0
Undervotes	24		0	5	19




REP Proposition 7

Vote For 1

	TOTAL	VOTE %	Absentee	Early Voting	Election Day
YES	388	74.76% 	6	227	155
NO	131	25.24% 	4	63	64
Total Votes Cast	519	100.00% 	10	290	219
Overvotes	0		0	0	0
Undervotes	53		0	21	32

REP Proposition 8

Vote For 1

	TOTAL	VOTE %	Absentee	Early Voting	Election Day
YES	512	91.43% 	10	285	217
NO	48	8.57% 	0	25	23
Total Votes Cast	560	100.00% 	10	310	240
Overvotes	0		0	0	0
Undervotes	12		0	1	11

Precinct 0051

REP Proposition 9

Vote For 1

	TOTAL	VOTE %	Absentee	Early Voting	Election Day
YES	424	76.81%	10	239	175
NO	128	23.19%	0	66	62
Total Votes Cast	552	100.00%	10	305	237
Overvotes	0		0	0	0
Undervotes	20		0	6	14

REP Proposition 10

Vote For 1

	TOTAL	VOTE %	Absentee	Early Voting	Election Day
YES	505	91.49%	10	285	210
NO	47	8.51%	0	19	28
Total Votes Cast	552	100.00%	10	304	238
Overvotes	0		0	0	0
Undervotes	20		0	7	13

REP Proposition 11

Vote For 1

	TOTAL	VOTE %	Absentee	Early Voting	Election Day
YES	447	80.54%	10	253	184
NO	108	19.46%	0	55	53
Total Votes Cast	555	100.00%	10	308	237
Overvotes	0		0	0	0
Undervotes	17		0	3	14

REP Proposition 12

Vote For 1

	TOTAL	VOTE %	Absentee	Early Voting	Election Day
YES	555	98.40%	10	306	239
NO	9	1.60%	0	4	5
Total Votes Cast	564	100.00%	10	310	244
Overvotes	0		0	0	0
Undervotes	8		0	1	7

REP Proposition 13

Vote For 1

	TOTAL	VOTE %	Absentee	Early Voting	Election Day
YES	528	94.96%	10	295	223
NO	28	5.04%	0	14	14
Total Votes Cast	556	100.00%	10	309	237
Overvotes	0		0	0	0
Undervotes	16		0	2	14

Precinct 0051

DEM President

Vote For 1

	TOTAL	VOTE %	Absentee	Early Voting	Election Day
Gabriel A. Cornejo	1	1.14%	0	1	0
Joseph R. Biden Jr.	80	90.91%	13	39	28
Star Locke	0	0.00%	0	0	0
Dean Phillips	5	5.68%	0	5	0
Armando "Mando" Perez-Serrato	0	0.00%	0	0	0
Marianne Williamson	0	0.00%	0	0	0
Frankie Lozada	0	0.00%	0	0	0
Cenk Uygur	2	2.27%	0	0	2
Total Votes Cast	88	100.00%	13	45	30
Overvotes	0		0	0	0
Undervotes	6		1	3	2

DEM US Senator

Vote For 1

	TOTAL	VOTE %	Absentee	Early Voting	Election Day
Carl Oscar Sherman	13	14.61%	1	7	5
Meri Gomez	3	3.37%	0	0	3
Heli Rodriguez Prilliman	2	2.25%	0	2	0
Colin Allred	56	62.92%	11	29	16
Roland Gutierrez	3	3.37%	0	1	2
A. "Robert" Hassan	4	4.49%	0	2	2
Steven J. Keough	2	2.25%	1	1	0
Thierry Tchenko	0	0.00%	0	0	0
Mark Gonzalez	6	6.74%	0	3	3
Total Votes Cast	89	100.00%	13	45	31
Overvotes	0		0	0	0
Undervotes	5		1	3	1

DEM Railroad Commissioner

Vote For 1

	TOTAL	VOTE %	Absentee	Early Voting	Election Day
Katherine Culbert	67	82.72%	12	33	22
Bill Burch	14	17.28%	0	9	5
Total Votes Cast	81	100.00%	12	42	27
Overvotes	0		0	0	0
Undervotes	13		2	6	5

Precinct 0051

DEM Justice, Supreme Court, PI 2

Vote For 1

	TOTAL	VOTE %	Absentee	Early Voting	Election Day
DaSean Jones	64	79.01%	10	34	20
Randy Sarosdy	17	20.99%	2	10	5
Total Votes Cast	81	100.00%	12	44	25
Overvotes	0		0	0	0
Undervotes	13		2	4	7

DEM Justice, Supreme Court, PI 4

Vote For 1

	TOTAL	VOTE %	Absentee	Early Voting	Election Day
Christine Vinh Weems	72	100.00%	10	39	23
Total Votes Cast	72	100.00%	10	39	23
Overvotes	0		0	0	0
Undervotes	22		4	9	9

DEM Justice, Supreme Court, PI 6

Vote For 1

	TOTAL	VOTE %	Absentee	Early Voting	Election Day
Joe Pool	25	33.33%	3	10	12
Bonnie Lee Goldstein	50	66.67%	9	29	12
Total Votes Cast	75	100.00%	12	39	24
Overvotes	0		0	0	0
Undervotes	19		2	9	8

DEM Presiding Judge, Ct of Crim App

Vote For 1

	TOTAL	VOTE %	Absentee	Early Voting	Election Day
Holly Taylor	73	100.00%	11	38	24
Total Votes Cast	73	100.00%	11	38	24
Overvotes	0		0	0	0
Undervotes	21		3	10	8

DEM Judge, Ct of Crim App, PI 7

Vote For 1

	TOTAL	VOTE %	Absentee	Early Voting	Election Day
Nancy Mulder	73	100.00%	11	38	24
Total Votes Cast	73	100.00%	11	38	24
Overvotes	0		0	0	0
Undervotes	21		3	10	8

Precinct 0051

DEM Judge, Ct of Crim App, PI 8

Vote For 1

	TOTAL	VOTE %	Absentee	Early Voting	Election Day
Chika Anyiam	69	100.00%	10	35	24
Total Votes Cast	69	100.00%	10	35	24
Overvotes	0		0	0	0
Undervotes	25		4	13	8

DEM State Representative, Dist 6

Vote For 1

	TOTAL	VOTE %	Absentee	Early Voting	Election Day
Cody J Grace	79	100.00%	11	42	26
Total Votes Cast	79	100.00%	11	42	26
Overvotes	0		0	0	0
Undervotes	15		3	6	6

DEM County Chair

Vote For 1

	TOTAL	VOTE %	Absentee	Early Voting	Election Day
Hector Garza	77	100.00%	11	39	27
Total Votes Cast	77	100.00%	11	39	27
Overvotes	0		0	0	0
Undervotes	17		3	9	5

Precinct 0052

Statistics

	TOTAL	Absentee	Early Voting	Election Day
Registered Voters - Total	2,627			
Ballots Cast - Total	813	10	373	430
Ballots Cast - Republican Party	768	7	355	406
Ballots Cast - Democratic Party	45	3	18	24
Ballots Cast - Blank	1	0	0	1
Voter Turnout - Total	30.95%			
Voter Turnout - Republican Party	0.00%			
Voter Turnout - Democratic Party	0.00%			

REP President

Vote For 1

	TOTAL	VOTE %	Absentee	Early Voting	Election Day
Asa Hutchinson	2	0.26%	0	1	1
Donald J. Trump	651	85.21%	2	296	353
Ron DeSantis	24	3.14%	0	12	12
Vivek Ramaswamy	0	0.00%	0	0	0
David Stuckenberg	0	0.00%	0	0	0
Chris Christie	0	0.00%	0	0	0
Ryan L. Binkley	2	0.26%	0	1	1
Nikki Haley	71	9.29%	3	34	34
Uncommitted	14	1.83%	2	8	4
Total Votes Cast	764	100.00%	7	352	405
Overvotes	0		0	0	0
Undervotes	4		0	3	1

REP US Senator

Vote For 1

	TOTAL	VOTE %	Absentee	Early Voting	Election Day
R E (Rufus) Lopez	17	2.31%	0	6	11
Ted Cruz	703	95.52%	6	324	373
Holland "Redd" Gibson	16	2.17%	1	9	6
Total Votes Cast	736	100.00%	7	339	390
Overvotes	0		0	0	0
Undervotes	32		0	16	16

REP US Representative, Dist 1

Vote For 1

	TOTAL	VOTE %	Absentee	Early Voting	Election Day
Nathaniel Moran	584	100.00%	7	273	304
Total Votes Cast	584	100.00%	7	273	304
Overvotes	0		0	0	0
Undervotes	184		0	82	102

Precinct 0052

REP Railroad Commissioner

Vote For 1

	TOTAL	VOTE %	Absentee	Early Voting	Election Day
Corey Howell	68	11.04%	0	27	41
Petra Reyes	14	2.27%	1	1	12
Christie Clark	89	14.45%	1	35	53
James "Jim" Matlock	111	18.02%	1	47	63
Christi Craddick	334	54.22%	4	179	151
Total Votes Cast	616	100.00%	7	289	320
Overvotes	0		0	0	0
Undervotes	152		0	66	86

REP Justice, Supreme Court, PI 2

Vote For 1

	TOTAL	VOTE %	Absentee	Early Voting	Election Day
Jimmy Blacklock	547	100.00%	5	260	282
Total Votes Cast	547	100.00%	5	260	282
Overvotes	0		0	0	0
Undervotes	221		2	95	124

REP Justice, Supreme Court, PI 4

Vote For 1

	TOTAL	VOTE %	Absentee	Early Voting	Election Day
John Devine	347	59.11%	4	183	160
Brian Walker	240	40.89%	3	92	145
Total Votes Cast	587	100.00%	7	275	305
Overvotes	0		0	0	0
Undervotes	181		0	80	101

REP Justice, Supreme Court, PI 6

Vote For 1

	TOTAL	VOTE %	Absentee	Early Voting	Election Day
Jane Bland	507	100.00%	5	238	264
Total Votes Cast	507	100.00%	5	238	264
Overvotes	0		0	0	0
Undervotes	261		2	117	142

REP Presiding Judge, Ct of Crim App

Vote For 1

	TOTAL	VOTE %	Absentee	Early Voting	Election Day
David J. Schenck	426	70.88%	6	203	217
Sharon Keller	175	29.12%	1	73	101
Total Votes Cast	601	100.00%	7	276	318
Overvotes	0		0	0	0
Undervotes	167		0	79	88

Precinct 0052

REP Judge, Ct of Crim App, PI 7

Vote For 1

	TOTAL	VOTE %	Absentee	Early Voting	Election Day
Gina Parker	458	78.29%	5	225	228
Barbara Parker Hervey	127	21.71%	2	46	79
Total Votes Cast	585	100.00%	7	271	307
Overvotes	0		0	0	0
Undervotes	183		0	84	99

REP Judge, Ct of Crim App, PI 8

Vote For 1

	TOTAL	VOTE %	Absentee	Early Voting	Election Day
Lee Finley	342	62.75%	0	157	185
Michelle Slaughter	203	37.25%	5	91	107
Total Votes Cast	545	100.00%	5	248	292
Overvotes	0		0	0	0
Undervotes	223		2	107	114

REP State Representative, Dist 6

Vote For 1

	TOTAL	VOTE %	Absentee	Early Voting	Election Day
Daniel Alders	535	100.00%	5	253	277
Total Votes Cast	535	100.00%	5	253	277
Overvotes	0		0	0	0
Undervotes	233		2	102	129

REP Justice, 12th Ct of Appeals District, PI 3

Vote For 1

	TOTAL	VOTE %	Absentee	Early Voting	Election Day
Greg Neeley	535	100.00%	5	252	278
Total Votes Cast	535	100.00%	5	252	278
Overvotes	0		0	0	0
Undervotes	233		2	103	128

REP Dist Judge, 7th Judicial Dist

Vote For 1

	TOTAL	VOTE %	Absentee	Early Voting	Election Day
Kerry L. Russell	530	100.00%	5	256	269
Total Votes Cast	530	100.00%	5	256	269
Overvotes	0		0	0	0
Undervotes	238		2	99	137

Precinct 0052

REP Dist Judge, 114th Judicial Dist

Vote For 1

	TOTAL	VOTE %	Absentee	Early Voting	Election Day
Austin Reeve Jackson	533	100.00%	5	251	277
Total Votes Cast	533	100.00%	5	251	277
Overvotes	0		0	0	0
Undervotes	235		2	104	129

REP Dist Judge, 475th Judicial Dist

Vote For 1

	TOTAL	VOTE %	Absentee	Early Voting	Election Day
Taylor Heaton	526	100.00%	5	253	268
Total Votes Cast	526	100.00%	5	253	268
Overvotes	0		0	0	0
Undervotes	242		2	102	138

REP Judge, Co Court at Law No. 2, Unexp

Vote For 1

	TOTAL	VOTE %	Absentee	Early Voting	Election Day
Sara Maynard	398	62.88%	4	195	199
Amy McCullough	235	37.12%	3	103	129
Total Votes Cast	633	100.00%	7	298	328
Overvotes	0		0	0	0
Undervotes	135		0	57	78

REP Sheriff

Vote For 1

	TOTAL	VOTE %	Absentee	Early Voting	Election Day
Chris V Green	253	36.09%	2	102	149
Larry R. Smith	448	63.91%	5	224	219
Total Votes Cast	701	100.00%	7	326	368
Overvotes	0		0	0	0
Undervotes	67		0	29	38

REP County Tax Assessor-Collector

Vote For 1

	TOTAL	VOTE %	Absentee	Early Voting	Election Day
Gary B Barber	603	100.00%	5	286	312
Total Votes Cast	603	100.00%	5	286	312
Overvotes	0		0	0	0
Undervotes	165		2	69	94

Precinct 0052

REP Constable Pct 5

Vote For 1

	TOTAL	VOTE %	Absentee	Early Voting	Election Day
Wesley Hicks	555	100.00%	5	262	288
Total Votes Cast	555	100.00%	5	262	288
Overvotes	0		0	0	0
Undervotes	213		2	93	118

REP County Chair

Vote For 1

	TOTAL	VOTE %	Absentee	Early Voting	Election Day
David Stein	294	56.54%	3	137	154
Kevin McCall	226	43.46%	0	118	108
Total Votes Cast	520	100.00%	3	255	262
Overvotes	0		0	0	0
Undervotes	248		4	100	144

REP Proposition 1

Vote For 1

	TOTAL	VOTE %	Absentee	Early Voting	Election Day
YES	627	85.77%	5	294	328
NO	104	14.23%	2	41	61
Total Votes Cast	731	100.00%	7	335	389
Overvotes	0		0	0	0
Undervotes	37		0	20	17

REP Proposition 2

Vote For 1

	TOTAL	VOTE %	Absentee	Early Voting	Election Day
YES	734	97.61%	7	342	385
NO	18	2.39%	0	5	13
Total Votes Cast	752	100.00%	7	347	398
Overvotes	0		0	0	0
Undervotes	16		0	8	8

REP Proposition 3

Vote For 1

	TOTAL	VOTE %	Absentee	Early Voting	Election Day
YES	699	94.08%	7	321	371
NO	44	5.92%	0	19	25
Total Votes Cast	743	100.00%	7	340	396
Overvotes	0		0	0	0
Undervotes	25		0	15	10

Precinct 0052

REP Proposition 4

Vote For 1

	TOTAL	VOTE %	Absentee	Early Voting	Election Day
YES	711	95.18%	7	330	374
NO	36	4.82%	0	12	24
Total Votes Cast	747	100.00%	7	342	398
Overvotes	0		0	0	0
Undervotes	21		0	13	8

REP Proposition 5

Vote For 1

	TOTAL	VOTE %	Absentee	Early Voting	Election Day
YES	684	91.81%	7	320	357
NO	61	8.19%	0	22	39
Total Votes Cast	745	100.00%	7	342	396
Overvotes	0		0	0	0
Undervotes	23		0	13	10

REP Proposition 6

Vote For 1

	TOTAL	VOTE %	Absentee	Early Voting	Election Day
YES	660	89.80%	7	309	344
NO	75	10.20%	0	29	46
Total Votes Cast	735	100.00%	7	338	390
Overvotes	0		0	0	0
Undervotes	33		0	17	16

REP Proposition 7

Vote For 1

	TOTAL	VOTE %	Absentee	Early Voting	Election Day
YES	610	86.89%	5	289	316
NO	92	13.11%	2	31	59
Total Votes Cast	702	100.00%	7	320	375
Overvotes	0		0	0	0
Undervotes	66		0	35	31

REP Proposition 8

Vote For 1

	TOTAL	VOTE %	Absentee	Early Voting	Election Day
YES	717	95.22%	5	335	377
NO	36	4.78%	2	12	22
Total Votes Cast	753	100.00%	7	347	399
Overvotes	0		0	0	0
Undervotes	15		0	8	7

Precinct 0052

REP Proposition 9

Vote For 1

	TOTAL	VOTE %	Absentee	Early Voting	Election Day
YES	596	80.32%	4	287	305
NO	146	19.68%	3	55	88
Total Votes Cast	742	100.00%	7	342	393
Overvotes	0		0	0	0
Undervotes	26		0	13	13

REP Proposition 10

Vote For 1

	TOTAL	VOTE %	Absentee	Early Voting	Election Day
YES	704	95.26%	7	324	373
NO	35	4.74%	0	17	18
Total Votes Cast	739	100.00%	7	341	391
Overvotes	0		0	0	0
Undervotes	29		0	14	15

REP Proposition 11

Vote For 1

	TOTAL	VOTE %	Absentee	Early Voting	Election Day
YES	606	81.34%	5	289	312
NO	139	18.66%	2	54	83
Total Votes Cast	745	100.00%	7	343	395
Overvotes	0		0	0	0
Undervotes	23		0	12	11

REP Proposition 12

Vote For 1

	TOTAL	VOTE %	Absentee	Early Voting	Election Day
YES	743	99.20%	7	341	395
NO	6	0.80%	0	2	4
Total Votes Cast	749	100.00%	7	343	399
Overvotes	0		0	0	0
Undervotes	19		0	12	7

REP Proposition 13

Vote For 1

	TOTAL	VOTE %	Absentee	Early Voting	Election Day
YES	736	98.53%	7	335	394
NO	11	1.47%	0	5	6
Total Votes Cast	747	100.00%	7	340	400
Overvotes	0		0	0	0
Undervotes	21		0	15	6

Precinct 0052

DEM President

Vote For 1

	TOTAL	VOTE %	Absentee	Early Voting	Election Day
Gabriel A. Cornejo	2	4.65%	0	0	2
Joseph R. Biden Jr.	38	88.37%	3	17	18
Star Locke	1	2.33%	0	0	1
Dean Phillips	2	4.65%	0	1	1
Armando "Mando" Perez-Serrato	0	0.00%	0	0	0
Marianne Williamson	0	0.00%	0	0	0
Frankie Lozada	0	0.00%	0	0	0
Cenk Uygur	0	0.00%	0	0	0
Total Votes Cast	43	100.00%	3	18	22
Overvotes	0		0	0	0
Undervotes	2		0	0	2

DEM US Senator

Vote For 1

	TOTAL	VOTE %	Absentee	Early Voting	Election Day
Carl Oscar Sherman	6	14.29%	0	3	3
Meri Gomez	5	11.90%	0	1	4
Heli Rodriguez Prilliman	3	7.14%	0	2	1
Colin Allred	21	50.00%	3	7	11
Roland Gutierrez	1	2.38%	0	0	1
A. "Robert" Hassan	1	2.38%	0	1	0
Steven J. Keough	1	2.38%	0	1	0
Thierry Tchenko	1	2.38%	0	1	0
Mark Gonzalez	3	7.14%	0	1	2
Total Votes Cast	42	100.00%	3	17	22
Overvotes	0		0	0	0
Undervotes	3		0	1	2

DEM Railroad Commissioner

Vote For 1

	TOTAL	VOTE %	Absentee	Early Voting	Election Day
Katherine Culbert	27	71.05%	3	10	14
Bill Burch	11	28.95%	0	8	3
Total Votes Cast	38	100.00%	3	18	17
Overvotes	0		0	0	0
Undervotes	7		0	0	7

Precinct 0052

DEM Justice, Supreme Court, PI 2

Vote For 1

	TOTAL	VOTE %	Absentee	Early Voting	Election Day
DaSean Jones	21	58.33%	1	9	11
Randy Sarosdy	15	41.67%	2	9	4
Total Votes Cast	36	100.00%	3	18	15
Overvotes	0		0	0	0
Undervotes	9		0	0	9

DEM Justice, Supreme Court, PI 4

Vote For 1

	TOTAL	VOTE %	Absentee	Early Voting	Election Day
Christine Vinh Weems	35	100.00%	2	15	18
Total Votes Cast	35	100.00%	2	15	18
Overvotes	0		0	0	0
Undervotes	10		1	3	6

DEM Justice, Supreme Court, PI 6

Vote For 1

	TOTAL	VOTE %	Absentee	Early Voting	Election Day
Joe Pool	15	40.54%	2	7	6
Bonnie Lee Goldstein	22	59.46%	1	11	10
Total Votes Cast	37	100.00%	3	18	16
Overvotes	0		0	0	0
Undervotes	8		0	0	8

DEM Presiding Judge, Ct of Crim App

Vote For 1

	TOTAL	VOTE %	Absentee	Early Voting	Election Day
Holly Taylor	34	100.00%	2	15	17
Total Votes Cast	34	100.00%	2	15	17
Overvotes	0		0	0	0
Undervotes	11		1	3	7

DEM Judge, Ct of Crim App, PI 7

Vote For 1

	TOTAL	VOTE %	Absentee	Early Voting	Election Day
Nancy Mulder	39	100.00%	2	17	20
Total Votes Cast	39	100.00%	2	17	20
Overvotes	0		0	0	0
Undervotes	6		1	1	4

Precinct 0052

DEM Judge, Ct of Crim App, PI 8

Vote For 1

	TOTAL	VOTE %	Absentee	Early Voting	Election Day
Chika Anyiam	34	100.00%	2	15	17
Total Votes Cast	34	100.00%	2	15	17
Overvotes	0		0	0	0
Undervotes	11		1	3	7

DEM State Representative, Dist 6

Vote For 1

	TOTAL	VOTE %	Absentee	Early Voting	Election Day
Cody J Grace	39	100.00%	2	16	21
Total Votes Cast	39	100.00%	2	16	21
Overvotes	0		0	0	0
Undervotes	6		1	2	3

DEM County Chair

Vote For 1

	TOTAL	VOTE %	Absentee	Early Voting	Election Day
Hector Garza	35	100.00%	2	15	18
Total Votes Cast	35	100.00%	2	15	18
Overvotes	0		0	0	0
Undervotes	10		1	3	6

Precinct 0053

Statistics

	TOTAL	Absentee	Early Voting	Election Day
Registered Voters - Total	434			
Ballots Cast - Total	102	7	37	58
Ballots Cast - Republican Party	93	6	33	54
Ballots Cast - Democratic Party	9	1	4	4
Ballots Cast - Blank	0	0	0	0
Voter Turnout - Total	23.50%			
Voter Turnout - Republican Party	0.00%			
Voter Turnout - Democratic Party	0.00%			

REP President

Vote For 1

	TOTAL	VOTE %	Absentee	Early Voting	Election Day
Asa Hutchinson	0	0.00%	0	0	0
Donald J. Trump	78	83.87%	3	26	49
Ron DeSantis	6	6.45%	3	1	2
Vivek Ramaswamy	0	0.00%	0	0	0
David Stuckenberg	0	0.00%	0	0	0
Chris Christie	0	0.00%	0	0	0
Ryan L. Binkley	0	0.00%	0	0	0
Nikki Haley	7	7.53%	0	4	3
Uncommitted	2	2.15%	0	2	0
Total Votes Cast	93	100.00%	6	33	54
Overvotes	0		0	0	0
Undervotes	0		0	0	0

REP US Senator

Vote For 1

	TOTAL	VOTE %	Absentee	Early Voting	Election Day
R E (Rufus) Lopez	2	2.27%	0	0	2
Ted Cruz	83	94.32%	6	32	45
Holland "Redd" Gibson	3	3.41%	0	0	3
Total Votes Cast	88	100.00%	6	32	50
Overvotes	0		0	0	0
Undervotes	5		0	1	4

REP US Representative, Dist 1

Vote For 1

	TOTAL	VOTE %	Absentee	Early Voting	Election Day
Nathaniel Moran	75	100.00%	6	26	43
Total Votes Cast	75	100.00%	6	26	43
Overvotes	0		0	0	0
Undervotes	18		0	7	11

Precinct 0053

REP Railroad Commissioner

Vote For 1

	TOTAL	VOTE %	Absentee	Early Voting	Election Day
Corey Howell	11	14.29%	0	5	6
Petra Reyes	2	2.60%	0	0	2
Christie Clark	10	12.99%	0	3	7
James "Jim" Matlock	22	28.57%	1	5	16
Christi Craddick	32	41.56%	5	13	14
Total Votes Cast	77	100.00%	6	26	45
Overvotes	0		0	0	0
Undervotes	16		0	7	9

REP Justice, Supreme Court, PI 2

Vote For 1

	TOTAL	VOTE %	Absentee	Early Voting	Election Day
Jimmy Blacklock	69	100.00%	5	24	40
Total Votes Cast	69	100.00%	5	24	40
Overvotes	0		0	0	0
Undervotes	24		1	9	14

REP Justice, Supreme Court, PI 4

Vote For 1

	TOTAL	VOTE %	Absentee	Early Voting	Election Day
John Devine	37	49.33%	4	12	21
Brian Walker	38	50.67%	1	14	23
Total Votes Cast	75	100.00%	5	26	44
Overvotes	0		0	0	0
Undervotes	18		1	7	10

REP Justice, Supreme Court, PI 6

Vote For 1

	TOTAL	VOTE %	Absentee	Early Voting	Election Day
Jane Bland	65	100.00%	4	22	39
Total Votes Cast	65	100.00%	4	22	39
Overvotes	0		0	0	0
Undervotes	28		2	11	15

REP Presiding Judge, Ct of Crim App

Vote For 1

	TOTAL	VOTE %	Absentee	Early Voting	Election Day
David J. Schenck	42	55.26%	2	15	25
Sharon Keller	34	44.74%	3	11	20
Total Votes Cast	76	100.00%	5	26	45
Overvotes	0		0	0	0
Undervotes	17		1	7	9

Precinct 0053

REP Judge, Ct of Crim App, PI 7

Vote For 1

	TOTAL	VOTE %	Absentee	Early Voting	Election Day
Gina Parker	55	71.43%	3	19	33
Barbara Parker Hervey	22	28.57%	2	8	12
Total Votes Cast	77	100.00%	5	27	45
Overvotes	0		0	0	0
Undervotes	16		1	6	9

REP Judge, Ct of Crim App, PI 8

Vote For 1

	TOTAL	VOTE %	Absentee	Early Voting	Election Day
Lee Finley	41	54.67%	1	18	22
Michelle Slaughter	34	45.33%	4	9	21
Total Votes Cast	75	100.00%	5	27	43
Overvotes	0		0	0	0
Undervotes	18		1	6	11

REP State Representative, Dist 5

Vote For 1

	TOTAL	VOTE %	Absentee	Early Voting	Election Day
Jeff Fletcher	15	19.23%	0	3	12
Cole Hefner	53	67.95%	5	23	25
Dewey Collier	10	12.82%	0	2	8
Total Votes Cast	78	100.00%	5	28	45
Overvotes	0		0	0	0
Undervotes	15		1	5	9

REP Justice, 12th Ct of Appeals District, PI 3

Vote For 1

	TOTAL	VOTE %	Absentee	Early Voting	Election Day
Greg Neeley	66	100.00%	5	22	39
Total Votes Cast	66	100.00%	5	22	39
Overvotes	0		0	0	0
Undervotes	27		1	11	15

REP Dist Judge, 7th Judicial Dist

Vote For 1

	TOTAL	VOTE %	Absentee	Early Voting	Election Day
Kerry L. Russell	66	100.00%	5	21	40
Total Votes Cast	66	100.00%	5	21	40
Overvotes	0		0	0	0
Undervotes	27		1	12	14

Precinct 0053

REP Dist Judge, 114th Judicial Dist

Vote For 1

	TOTAL	VOTE %	Absentee	Early Voting	Election Day
Austin Reeve Jackson	64	100.00%	5	21	38
Total Votes Cast	64	100.00%	5	21	38
Overvotes	0		0	0	0
Undervotes	29		1	12	16

REP Dist Judge, 475th Judicial Dist

Vote For 1

	TOTAL	VOTE %	Absentee	Early Voting	Election Day
Taylor Heaton	66	100.00%	6	21	39
Total Votes Cast	66	100.00%	6	21	39
Overvotes	0		0	0	0
Undervotes	27		0	12	15

REP Judge, Co Court at Law No. 2, Unexp

Vote For 1

	TOTAL	VOTE %	Absentee	Early Voting	Election Day
Sara Maynard	43	53.09%	2	18	23
Amy McCullough	38	46.91%	3	10	25
Total Votes Cast	81	100.00%	5	28	48
Overvotes	0		0	0	0
Undervotes	12		1	5	6

REP Sheriff

Vote For 1

	TOTAL	VOTE %	Absentee	Early Voting	Election Day
Chris V Green	35	40.23%	1	11	23
Larry R. Smith	52	59.77%	5	21	26
Total Votes Cast	87	100.00%	6	32	49
Overvotes	0		0	0	0
Undervotes	6		0	1	5

REP County Tax Assessor-Collector

Vote For 1

	TOTAL	VOTE %	Absentee	Early Voting	Election Day
Gary B Barber	77	100.00%	6	28	43
Total Votes Cast	77	100.00%	6	28	43
Overvotes	0		0	0	0
Undervotes	16		0	5	11

Precinct 0053

REP Constable Pct 4

Vote For 1

	TOTAL	VOTE %	Absentee	Early Voting	Election Day
Josh Joplin	74	100.00%	5	24	45
Total Votes Cast	74	100.00%	5	24	45
Overvotes	0		0	0	0
Undervotes	19		1	9	9

REP County Chair

Vote For 1

	TOTAL	VOTE %	Absentee	Early Voting	Election Day
David Stein	44	59.46%	3	18	23
Kevin McCall	30	40.54%	2	8	20
Total Votes Cast	74	100.00%	5	26	43
Overvotes	0		0	0	0
Undervotes	19		1	7	11

REP Proposition 1

Vote For 1

	TOTAL	VOTE %	Absentee	Early Voting	Election Day
YES	78	84.78%	3	27	48
NO	14	15.22%	3	6	5
Total Votes Cast	92	100.00%	6	33	53
Overvotes	0		0	0	0
Undervotes	1		0	0	1

REP Proposition 2

Vote For 1

	TOTAL	VOTE %	Absentee	Early Voting	Election Day
YES	91	97.85%	6	32	53
NO	2	2.15%	0	1	1
Total Votes Cast	93	100.00%	6	33	54
Overvotes	0		0	0	0
Undervotes	0		0	0	0

REP Proposition 3

Vote For 1

	TOTAL	VOTE %	Absentee	Early Voting	Election Day
YES	86	94.51%	6	31	49
NO	5	5.49%	0	1	4
Total Votes Cast	91	100.00%	6	32	53
Overvotes	0		0	0	0
Undervotes	2		0	1	1

Precinct 0053

REP Proposition 4

Vote For 1

	TOTAL	VOTE %	Absentee	Early Voting	Election Day
YES	84	92.31%	6	30	48
NO	7	7.69%	0	3	4
Total Votes Cast	91	100.00%	6	33	52
Overvotes	0		0	0	0
Undervotes	2		0	0	2

REP Proposition 5

Vote For 1

	TOTAL	VOTE %	Absentee	Early Voting	Election Day
YES	87	95.60%	6	30	51
NO	4	4.40%	0	3	1
Total Votes Cast	91	100.00%	6	33	52
Overvotes	0		0	0	0
Undervotes	2		0	0	2

REP Proposition 6

Vote For 1

	TOTAL	VOTE %	Absentee	Early Voting	Election Day
YES	84	95.45%	6	31	47
NO	4	4.55%	0	1	3
Total Votes Cast	88	100.00%	6	32	50
Overvotes	0		0	0	0
Undervotes	5		0	1	4

REP Proposition 7

Vote For 1

	TOTAL	VOTE %	Absentee	Early Voting	Election Day
YES	72	83.72%	6	24	42
NO	14	16.28%	0	6	8
Total Votes Cast	86	100.00%	6	30	50
Overvotes	0		0	0	0
Undervotes	7		0	3	4

REP Proposition 8

Vote For 1

	TOTAL	VOTE %	Absentee	Early Voting	Election Day
YES	93	100.00%	6	33	54
NO	0	0.00%	0	0	0
Total Votes Cast	93	100.00%	6	33	54
Overvotes	0		0	0	0
Undervotes	0		0	0	0

Precinct 0053

REP Proposition 9

Vote For 1

	TOTAL	VOTE %	Absentee	Early Voting	Election Day
YES	68	78.16%	5	24	39
NO	19	21.84%	1	8	10
Total Votes Cast	87	100.00%	6	32	49
Overvotes	0		0	0	0
Undervotes	6		0	1	5

REP Proposition 10

Vote For 1

	TOTAL	VOTE %	Absentee	Early Voting	Election Day
YES	89	97.80%	6	30	53
NO	2	2.20%	0	1	1
Total Votes Cast	91	100.00%	6	31	54
Overvotes	0		0	0	0
Undervotes	2		0	2	0

REP Proposition 11

Vote For 1

	TOTAL	VOTE %	Absentee	Early Voting	Election Day
YES	76	83.52%	6	27	43
NO	15	16.48%	0	5	10
Total Votes Cast	91	100.00%	6	32	53
Overvotes	0		0	0	0
Undervotes	2		0	1	1

REP Proposition 12

Vote For 1

	TOTAL	VOTE %	Absentee	Early Voting	Election Day
YES	90	98.90%	6	32	52
NO	1	1.10%	0	0	1
Total Votes Cast	91	100.00%	6	32	53
Overvotes	0		0	0	0
Undervotes	2		0	1	1

REP Proposition 13

Vote For 1

	TOTAL	VOTE %	Absentee	Early Voting	Election Day
YES	89	98.89%	6	32	51
NO	1	1.11%	0	0	1
Total Votes Cast	90	100.00%	6	32	52
Overvotes	0		0	0	0
Undervotes	3		0	1	2

Precinct 0053

DEM President

Vote For 1

	TOTAL	VOTE %	Absentee	Early Voting	Election Day
Gabriel A. Cornejo	0	0.00%	0	0	0
Joseph R. Biden Jr.	7	87.50%	1	4	2
Star Locke	0	0.00%	0	0	0
Dean Phillips	1	12.50%	0	0	1
Armando "Mando" Perez-Serrato	0	0.00%	0	0	0
Marianne Williamson	0	0.00%	0	0	0
Frankie Lozada	0	0.00%	0	0	0
Cenk Uygur	0	0.00%	0	0	0
Total Votes Cast	8	100.00%	1	4	3
Overvotes	0		0	0	0
Undervotes	1		0	0	1

DEM US Senator

Vote For 1

	TOTAL	VOTE %	Absentee	Early Voting	Election Day
Carl Oscar Sherman	0	0.00%	0	0	0
Meri Gomez	1	16.67%	0	0	1
Heli Rodriguez Prilliman	1	16.67%	0	1	0
Colin Allred	4	66.67%	1	2	1
Roland Gutierrez	0	0.00%	0	0	0
A. "Robert" Hassan	0	0.00%	0	0	0
Steven J. Keough	0	0.00%	0	0	0
Thierry Tchenko	0	0.00%	0	0	0
Mark Gonzalez	0	0.00%	0	0	0
Total Votes Cast	6	100.00%	1	3	2
Overvotes	0		0	0	0
Undervotes	3		0	1	2

DEM Railroad Commissioner

Vote For 1

	TOTAL	VOTE %	Absentee	Early Voting	Election Day
Katherine Culbert	4	66.67%	1	2	1
Bill Burch	2	33.33%	0	1	1
Total Votes Cast	6	100.00%	1	3	2
Overvotes	0		0	0	0
Undervotes	3		0	1	2

Precinct 0053

DEM Justice, Supreme Court, PI 2

Vote For 1

	TOTAL	VOTE %	Absentee	Early Voting	Election Day
DaSean Jones	3	60.00%	0	1	2
Randy Sarosdy	2	40.00%	0	2	0
Total Votes Cast	5	100.00%	0	3	2
Overvotes	0		0	0	0
Undervotes	4		1	1	2

DEM Justice, Supreme Court, PI 4

Vote For 1

	TOTAL	VOTE %	Absentee	Early Voting	Election Day
Christine Vinh Weems	7	100.00%	1	3	3
Total Votes Cast	7	100.00%	1	3	3
Overvotes	0		0	0	0
Undervotes	2		0	1	1

DEM Justice, Supreme Court, PI 6

Vote For 1

	TOTAL	VOTE %	Absentee	Early Voting	Election Day
Joe Pool	1	16.67%	0	0	1
Bonnie Lee Goldstein	5	83.33%	1	3	1
Total Votes Cast	6	100.00%	1	3	2
Overvotes	0		0	0	0
Undervotes	3		0	1	2

DEM Presiding Judge, Ct of Crim App

Vote For 1

	TOTAL	VOTE %	Absentee	Early Voting	Election Day
Holly Taylor	6	100.00%	1	3	2
Total Votes Cast	6	100.00%	1	3	2
Overvotes	0		0	0	0
Undervotes	3		0	1	2

DEM Judge, Ct of Crim App, PI 7

Vote For 1

	TOTAL	VOTE %	Absentee	Early Voting	Election Day
Nancy Mulder	7	100.00%	1	3	3
Total Votes Cast	7	100.00%	1	3	3
Overvotes	0		0	0	0
Undervotes	2		0	1	1

Precinct 0053

DEM Judge, Ct of Crim App, PI 8

Vote For 1

	TOTAL	VOTE %	Absentee	Early Voting	Election Day
Chika Anyiam	6	100.00%	1	3	2
Total Votes Cast	6	100.00%	1	3	2
Overvotes	0		0	0	0
Undervotes	3		0	1	2

DEM County Chair

Vote For 1

	TOTAL	VOTE %	Absentee	Early Voting	Election Day
Hector Garza	6	100.00%	1	3	2
Total Votes Cast	6	100.00%	1	3	2
Overvotes	0		0	0	0
Undervotes	3		0	1	2

Precinct 0054

Statistics

	TOTAL	Absentee	Early Voting	Election Day
Registered Voters - Total	3,239			
Ballots Cast - Total	767	35	420	312
Ballots Cast - Republican Party	650	21	384	245
Ballots Cast - Democratic Party	117	14	36	67
Ballots Cast - Blank	1	0	0	1
Voter Turnout - Total	23.68%			
Voter Turnout - Republican Party	0.00%			
Voter Turnout - Democratic Party	0.00%			

REP President

Vote For 1

	TOTAL	VOTE %	Absentee	Early Voting	Election Day
Asa Hutchinson	0	0.00%	0	0	0
Donald J. Trump	520	80.37%	18	309	193
Ron DeSantis	9	1.39%	0	6	3
Vivek Ramaswamy	5	0.77%	0	3	2
David Stuckenberg	0	0.00%	0	0	0
Chris Christie	0	0.00%	0	0	0
Ryan L. Binkley	1	0.15%	0	1	0
Nikki Haley	100	15.46%	2	55	43
Uncommitted	12	1.85%	1	9	2
Total Votes Cast	647	100.00%	21	383	243
Overvotes	0		0	0	0
Undervotes	3		0	1	2

REP US Senator

Vote For 1

	TOTAL	VOTE %	Absentee	Early Voting	Election Day
R E (Rufus) Lopez	20	3.34%	0	14	6
Ted Cruz	556	92.82%	20	329	207
Holland "Redd" Gibson	23	3.84%	1	11	11
Total Votes Cast	599	100.00%	21	354	224
Overvotes	0		0	0	0
Undervotes	51		0	30	21

REP US Representative, Dist 1

Vote For 1

	TOTAL	VOTE %	Absentee	Early Voting	Election Day
Nathaniel Moran	475	100.00%	17	286	172
Total Votes Cast	475	100.00%	17	286	172
Overvotes	0		0	0	0
Undervotes	175		4	98	73

Precinct 0054

REP Railroad Commissioner

Vote For 1

	TOTAL	VOTE %	Absentee	Early Voting	Election Day
Corey Howell	38	7.27%	0	25	13
Petra Reyes	10	1.91%	0	2	8
Christie Clark	65	12.43%	5	30	30
James "Jim" Matlock	84	16.06%	2	43	39
Christi Craddick	326	62.33%	9	224	93
Total Votes Cast	523	100.00%	16	324	183
Overvotes	0		0	0	0
Undervotes	127		5	60	62

REP Justice, Supreme Court, PI 2

Vote For 1

	TOTAL	VOTE %	Absentee	Early Voting	Election Day
Jimmy Blacklock	441	100.00%	17	268	156
Total Votes Cast	441	100.00%	17	268	156
Overvotes	0		0	0	0
Undervotes	209		4	116	89

REP Justice, Supreme Court, PI 4

Vote For 1

	TOTAL	VOTE %	Absentee	Early Voting	Election Day
John Devine	280	57.73%	6	182	92
Brian Walker	205	42.27%	10	122	73
Total Votes Cast	485	100.00%	16	304	165
Overvotes	0		0	0	0
Undervotes	165		5	80	80

REP Justice, Supreme Court, PI 6

Vote For 1

	TOTAL	VOTE %	Absentee	Early Voting	Election Day
Jane Bland	387	100.00%	17	235	135
Total Votes Cast	387	100.00%	17	235	135
Overvotes	0		0	0	0
Undervotes	263		4	149	110

REP Presiding Judge, Ct of Crim App

Vote For 1

	TOTAL	VOTE %	Absentee	Early Voting	Election Day
David J. Schenck	340	69.67%	9	218	113
Sharon Keller	148	30.33%	7	87	54
Total Votes Cast	488	100.00%	16	305	167
Overvotes	0		0	0	0
Undervotes	162		5	79	78

Precinct 0054

REP Judge, Ct of Crim App, PI 7

Vote For 1

	TOTAL	VOTE %	Absentee	Early Voting	Election Day
Gina Parker	367	75.51%	12	228	127
Barbara Parker Hervey	119	24.49%	4	73	42
Total Votes Cast	486	100.00%	16	301	169
Overvotes	0		0	0	0
Undervotes	164		5	83	76

REP Judge, Ct of Crim App, PI 8

Vote For 1

	TOTAL	VOTE %	Absentee	Early Voting	Election Day
Lee Finley	236	53.51%	8	148	80
Michelle Slaughter	205	46.49%	7	123	75
Total Votes Cast	441	100.00%	15	271	155
Overvotes	0		0	0	0
Undervotes	209		6	113	90

REP State Representative, Dist 6

Vote For 1

	TOTAL	VOTE %	Absentee	Early Voting	Election Day
Daniel Alders	429	100.00%	17	259	153
Total Votes Cast	429	100.00%	17	259	153
Overvotes	0		0	0	0
Undervotes	221		4	125	92

REP Justice, 12th Ct of Appeals District, PI 3

Vote For 1

	TOTAL	VOTE %	Absentee	Early Voting	Election Day
Greg Neeley	426	100.00%	17	261	148
Total Votes Cast	426	100.00%	17	261	148
Overvotes	0		0	0	0
Undervotes	224		4	123	97

REP Dist Judge, 7th Judicial Dist

Vote For 1

	TOTAL	VOTE %	Absentee	Early Voting	Election Day
Kerry L. Russell	453	100.00%	17	277	159
Total Votes Cast	453	100.00%	17	277	159
Overvotes	0		0	0	0
Undervotes	197		4	107	86

Precinct 0054

REP Dist Judge, 114th Judicial Dist

Vote For 1

	TOTAL	VOTE %	Absentee	Early Voting	Election Day
Austin Reeve Jackson	452	100.00%	17	274	161
Total Votes Cast	452	100.00%	17	274	161
Overvotes	0		0	0	0
Undervotes	198		4	110	84

REP Dist Judge, 475th Judicial Dist

Vote For 1

	TOTAL	VOTE %	Absentee	Early Voting	Election Day
Taylor Heaton	434	100.00%	17	262	155
Total Votes Cast	434	100.00%	17	262	155
Overvotes	0		0	0	0
Undervotes	216		4	122	90

REP Judge, Co Court at Law No. 2, Unexp

Vote For 1

	TOTAL	VOTE %	Absentee	Early Voting	Election Day
Sara Maynard	274	49.64%	5	169	100
Amy McCullough	278	50.36%	13	168	97
Total Votes Cast	552	100.00%	18	337	197
Overvotes	0		0	0	0
Undervotes	98		3	47	48

REP Sheriff

Vote For 1

	TOTAL	VOTE %	Absentee	Early Voting	Election Day
Chris V Green	140	23.03%	4	89	47
Larry R. Smith	468	76.97%	15	276	177
Total Votes Cast	608	100.00%	19	365	224
Overvotes	0		0	0	0
Undervotes	42		2	19	21

REP County Tax Assessor-Collector

Vote For 1

	TOTAL	VOTE %	Absentee	Early Voting	Election Day
Gary B Barber	506	100.00%	17	308	181
Total Votes Cast	506	100.00%	17	308	181
Overvotes	0		0	0	0
Undervotes	144		4	76	64

Precinct 0054

REP County Commissioner Pct 1

Vote For 1

	TOTAL	VOTE %	Absentee	Early Voting	Election Day
Christina Drewry	273	51.70%	8	164	101
Pam Frederick	255	48.30%	8	159	88
Total Votes Cast	528	100.00%	16	323	189
Overvotes	0		0	0	0
Undervotes	122		5	61	56

REP Constable Pct 2

Vote For 1

	TOTAL	VOTE %	Absentee	Early Voting	Election Day
Wayne Allen	440	100.00%	16	262	162
Total Votes Cast	440	100.00%	16	262	162
Overvotes	0		0	0	0
Undervotes	210		5	122	83

REP County Chair

Vote For 1

	TOTAL	VOTE %	Absentee	Early Voting	Election Day
David Stein	357	73.61%	13	222	122
Kevin McCall	128	26.39%	3	81	44
Total Votes Cast	485	100.00%	16	303	166
Overvotes	0		0	0	0
Undervotes	165		5	81	79

REP Proposition 1

Vote For 1

	TOTAL	VOTE %	Absentee	Early Voting	Election Day
YES	482	78.25%	13	280	189
NO	134	21.75%	6	85	43
Total Votes Cast	616	100.00%	19	365	232
Overvotes	0		0	0	0
Undervotes	34		2	19	13

REP Proposition 2

Vote For 1

	TOTAL	VOTE %	Absentee	Early Voting	Election Day
YES	584	92.99%	20	344	220
NO	44	7.01%	0	30	14
Total Votes Cast	628	100.00%	20	374	234
Overvotes	0		0	0	0
Undervotes	22		1	10	11

Precinct 0054

REP Proposition 3

Vote For 1

	TOTAL	VOTE %	Absentee	Early Voting	Election Day
YES	565	91.42%	17	336	212
NO	53	8.58%	3	32	18
Total Votes Cast	618	100.00%	20	368	230
Overvotes	0		0	0	0
Undervotes	32		1	16	15

REP Proposition 4

Vote For 1

	TOTAL	VOTE %	Absentee	Early Voting	Election Day
YES	558	88.71%	20	331	207
NO	71	11.29%	1	41	29
Total Votes Cast	629	100.00%	21	372	236
Overvotes	0		0	0	0
Undervotes	21		0	12	9

REP Proposition 5

Vote For 1

	TOTAL	VOTE %	Absentee	Early Voting	Election Day
YES	540	86.82%	21	323	196
NO	82	13.18%	0	48	34
Total Votes Cast	622	100.00%	21	371	230
Overvotes	0		0	0	0
Undervotes	28		0	13	15

REP Proposition 6

Vote For 1

	TOTAL	VOTE %	Absentee	Early Voting	Election Day
YES	528	86.70%	20	311	197
NO	81	13.30%	0	56	25
Total Votes Cast	609	100.00%	20	367	222
Overvotes	0		0	0	0
Undervotes	41		1	17	23

REP Proposition 7

Vote For 1

	TOTAL	VOTE %	Absentee	Early Voting	Election Day
YES	428	75.62%	14	248	166
NO	138	24.38%	6	96	36
Total Votes Cast	566	100.00%	20	344	202
Overvotes	0		0	0	0
Undervotes	84		1	40	43

Precinct 0054

REP Proposition 8

Vote For 1

	TOTAL	VOTE %	Absentee	Early Voting	Election Day
YES	575	92.44%	17	343	215
NO	47	7.56%	3	29	15
Total Votes Cast	622	100.00%	20	372	230
Overvotes	0		0	0	0
Undervotes	28		1	12	15

REP Proposition 9

Vote For 1

	TOTAL	VOTE %	Absentee	Early Voting	Election Day
YES	478	78.10%	18	287	173
NO	134	21.90%	3	81	50
Total Votes Cast	612	100.00%	21	368	223
Overvotes	0		0	0	0
Undervotes	38		0	16	22

REP Proposition 10

Vote For 1

	TOTAL	VOTE %	Absentee	Early Voting	Election Day
YES	556	92.21%	20	333	203
NO	47	7.79%	1	31	15
Total Votes Cast	603	100.00%	21	364	218
Overvotes	0		0	0	0
Undervotes	47		0	20	27

REP Proposition 11

Vote For 1

	TOTAL	VOTE %	Absentee	Early Voting	Election Day
YES	488	78.08%	12	283	193
NO	137	21.92%	8	89	40
Total Votes Cast	625	100.00%	20	372	233
Overvotes	0		0	0	0
Undervotes	25		1	12	12

REP Proposition 12

Vote For 1

	TOTAL	VOTE %	Absentee	Early Voting	Election Day
YES	610	96.37%	21	361	228
NO	23	3.63%	0	16	7
Total Votes Cast	633	100.00%	21	377	235
Overvotes	0		0	0	0
Undervotes	17		0	7	10

Precinct 0054

REP Proposition 13

Vote For 1

	TOTAL	VOTE %	Absentee	Early Voting	Election Day
YES	607	96.35%	21	360	226
NO	23	3.65%	0	16	7
Total Votes Cast	630	100.00%	21	376	233
Overvotes	0		0	0	0
Undervotes	20		0	8	12

DEM President

Vote For 1

	TOTAL	VOTE %	Absentee	Early Voting	Election Day
Gabriel A. Cornejo	2	1.74%	0	2	0
Joseph R. Biden Jr.	103	89.57%	13	30	60
Star Locke	1	0.87%	0	1	0
Dean Phillips	1	0.87%	0	0	1
Armando "Mando" Perez-Serrato	0	0.00%	0	0	0
Marianne Williamson	6	5.22%	0	2	4
Frankie Lozada	0	0.00%	0	0	0
Cenk Uygur	2	1.74%	0	1	1
Total Votes Cast	115	100.00%	13	36	66
Overvotes	0		0	0	0
Undervotes	2		1	0	1

DEM US Senator

Vote For 1

	TOTAL	VOTE %	Absentee	Early Voting	Election Day
Carl Oscar Sherman	14	12.61%	0	5	9
Meri Gomez	14	12.61%	2	2	10
Heli Rodriguez Prilliman	5	4.50%	0	3	2
Colin Allred	48	43.24%	10	14	24
Roland Gutierrez	15	13.51%	0	7	8
A. "Robert" Hassan	2	1.80%	0	0	2
Steven J. Keough	5	4.50%	1	1	3
Thierry Tchenko	2	1.80%	0	1	1
Mark Gonzalez	6	5.41%	0	2	4
Total Votes Cast	111	100.00%	13	35	63
Overvotes	0		0	0	0
Undervotes	6		1	1	4

Precinct 0054

DEM Railroad Commissioner

Vote For 1

	TOTAL	VOTE %	Absentee	Early Voting	Election Day
Katherine Culbert	78	72.90%	9	21	48
Bill Burch	29	27.10%	4	14	11
Total Votes Cast	107	100.00%	13	35	59
Overvotes	0		0	0	0
Undervotes	10		1	1	8

DEM Justice, Supreme Court, PI 2

Vote For 1

	TOTAL	VOTE %	Absentee	Early Voting	Election Day
DaSean Jones	74	68.52%	6	26	42
Randy Sarosdy	34	31.48%	7	9	18
Total Votes Cast	108	100.00%	13	35	60
Overvotes	0		0	0	0
Undervotes	9		1	1	7

DEM Justice, Supreme Court, PI 4

Vote For 1

	TOTAL	VOTE %	Absentee	Early Voting	Election Day
Christine Vinh Weems	98	100.00%	11	30	57
Total Votes Cast	98	100.00%	11	30	57
Overvotes	0		0	0	0
Undervotes	19		3	6	10

DEM Justice, Supreme Court, PI 6

Vote For 1

	TOTAL	VOTE %	Absentee	Early Voting	Election Day
Joe Pool	31	29.25%	3	10	18
Bonnie Lee Goldstein	75	70.75%	10	23	42
Total Votes Cast	106	100.00%	13	33	60
Overvotes	0		0	0	0
Undervotes	11		1	3	7

DEM Presiding Judge, Ct of Crim App

Vote For 1

	TOTAL	VOTE %	Absentee	Early Voting	Election Day
Holly Taylor	102	100.00%	11	30	61
Total Votes Cast	102	100.00%	11	30	61
Overvotes	0		0	0	0
Undervotes	15		3	6	6

Precinct 0054

DEM Judge, Ct of Crim App, PI 7

Vote For 1

	TOTAL	VOTE %	Absentee	Early Voting	Election Day
Nancy Mulder	101	100.00%	11	31	59
Total Votes Cast	101	100.00%	11	31	59
Overvotes	0		0	0	0
Undervotes	16		3	5	8

DEM Judge, Ct of Crim App, PI 8

Vote For 1

	TOTAL	VOTE %	Absentee	Early Voting	Election Day
Chika Anyiam	100	100.00%	10	31	59
Total Votes Cast	100	100.00%	10	31	59
Overvotes	0		0	0	0
Undervotes	17		4	5	8

DEM State Representative, Dist 6

Vote For 1

	TOTAL	VOTE %	Absentee	Early Voting	Election Day
Cody J Grace	101	100.00%	10	32	59
Total Votes Cast	101	100.00%	10	32	59
Overvotes	0		0	0	0
Undervotes	16		4	4	8

DEM County Chair

Vote For 1

	TOTAL	VOTE %	Absentee	Early Voting	Election Day
Hector Garza	103	100.00%	11	33	59
Total Votes Cast	103	100.00%	11	33	59
Overvotes	0		0	0	0
Undervotes	14		3	3	8

Precinct 0055

Statistics

	TOTAL	Absentee	Early Voting	Election Day
Registered Voters - Total	2,195			
Ballots Cast - Total	264	9	128	127
Ballots Cast - Republican Party	196	4	102	90
Ballots Cast - Democratic Party	68	5	26	37
Ballots Cast - Blank	1	0	1	0
Voter Turnout - Total	12.03%			
Voter Turnout - Republican Party	0.00%			
Voter Turnout - Democratic Party	0.00%			

REP President

Vote For 1

	TOTAL	VOTE %	Absentee	Early Voting	Election Day
Asa Hutchinson	0	0.00%	0	0	0
Donald J. Trump	163	83.59%	2	80	81
Ron DeSantis	2	1.03%	0	1	1
Vivek Ramaswamy	0	0.00%	0	0	0
David Stuckenberg	0	0.00%	0	0	0
Chris Christie	1	0.51%	0	0	1
Ryan L. Binkley	0	0.00%	0	0	0
Nikki Haley	27	13.85%	2	18	7
Uncommitted	2	1.03%	0	2	0
Total Votes Cast	195	100.00%	4	101	90
Overvotes	0		0	0	0
Undervotes	1		0	1	0

REP US Senator

Vote For 1

	TOTAL	VOTE %	Absentee	Early Voting	Election Day
R E (Rufus) Lopez	10	5.49%	2	5	3
Ted Cruz	169	92.86%	2	86	81
Holland "Redd" Gibson	3	1.65%	0	2	1
Total Votes Cast	182	100.00%	4	93	85
Overvotes	0		0	0	0
Undervotes	14		0	9	5

REP US Representative, Dist 1

Vote For 1

	TOTAL	VOTE %	Absentee	Early Voting	Election Day
Nathaniel Moran	150	100.00%	2	82	66
Total Votes Cast	150	100.00%	2	82	66
Overvotes	0		0	0	0
Undervotes	46		2	20	24

Precinct 0055

REP Railroad Commissioner

Vote For 1

	TOTAL	VOTE %	Absentee	Early Voting	Election Day
Corey Howell	19	12.18%	0	9	10
Petra Reyes	6	3.85%	0	6	0
Christie Clark	25	16.03%	2	7	16
James "Jim" Matlock	25	16.03%	0	9	16
Christi Craddick	81	51.92%	2	54	25
Total Votes Cast	156	100.00%	4	85	67
Overvotes	0		0	0	0
Undervotes	40		0	17	23

REP Justice, Supreme Court, PI 2

Vote For 1

	TOTAL	VOTE %	Absentee	Early Voting	Election Day
Jimmy Blacklock	134	100.00%	2	73	59
Total Votes Cast	134	100.00%	2	73	59
Overvotes	0		0	0	0
Undervotes	62		2	29	31

REP Justice, Supreme Court, PI 4

Vote For 1

	TOTAL	VOTE %	Absentee	Early Voting	Election Day
John Devine	81	54.00%	4	45	32
Brian Walker	69	46.00%	0	37	32
Total Votes Cast	150	100.00%	4	82	64
Overvotes	0		0	0	0
Undervotes	46		0	20	26

REP Justice, Supreme Court, PI 6

Vote For 1

	TOTAL	VOTE %	Absentee	Early Voting	Election Day
Jane Bland	122	100.00%	2	69	51
Total Votes Cast	122	100.00%	2	69	51
Overvotes	0		0	0	0
Undervotes	74		2	33	39

REP Presiding Judge, Ct of Crim App

Vote For 1

	TOTAL	VOTE %	Absentee	Early Voting	Election Day
David J. Schenck	102	65.38%	3	54	45
Sharon Keller	54	34.62%	1	31	22
Total Votes Cast	156	100.00%	4	85	67
Overvotes	0		0	0	0
Undervotes	40		0	17	23

Precinct 0055

REP Judge, Ct of Crim App, PI 7

Vote For 1

	TOTAL	VOTE %		Absentee	Early Voting	Election Day
Gina Parker	110	75.34%	<div style="width: 75.34%;"><div style="width: 75.34%;"></div></div>	2	58	50
Barbara Parker Hervey	36	24.66%	<div style="width: 24.66%;"><div style="width: 24.66%;"></div></div>	2	19	15
Total Votes Cast	146	100.00%	<div style="width: 100.00%;"><div style="width: 100.00%;"></div></div>	4	77	65
Overvotes	0			0	0	0
Undervotes	50			0	25	25

REP Judge, Ct of Crim App, PI 8

Vote For 1

	TOTAL	VOTE %		Absentee	Early Voting	Election Day
Lee Finley	67	52.34%	<div style="width: 52.34%;"><div style="width: 52.34%;"></div></div>	0	35	32
Michelle Slaughter	61	47.66%	<div style="width: 47.66%;"><div style="width: 47.66%;"></div></div>	3	30	28
Total Votes Cast	128	100.00%	<div style="width: 100.00%;"><div style="width: 100.00%;"></div></div>	3	65	60
Overvotes	0			0	0	0
Undervotes	68			1	37	30

REP State Representative, Dist 6

Vote For 1

	TOTAL	VOTE %		Absentee	Early Voting	Election Day
Daniel Alders	130	100.00%	<div style="width: 100.00%;"><div style="width: 100.00%;"></div></div>	1	70	59
Total Votes Cast	130	100.00%	<div style="width: 100.00%;"><div style="width: 100.00%;"></div></div>	1	70	59
Overvotes	0			0	0	0
Undervotes	66			3	32	31

REP Justice, 12th Ct of Appeals District, PI 3

Vote For 1

	TOTAL	VOTE %		Absentee	Early Voting	Election Day
Greg Neeley	123	100.00%	<div style="width: 100.00%;"><div style="width: 100.00%;"></div></div>	0	67	56
Total Votes Cast	123	100.00%	<div style="width: 100.00%;"><div style="width: 100.00%;"></div></div>	0	67	56
Overvotes	0			0	0	0
Undervotes	73			4	35	34

REP Dist Judge, 7th Judicial Dist

Vote For 1

	TOTAL	VOTE %		Absentee	Early Voting	Election Day
Kerry L. Russell	134	100.00%	<div style="width: 100.00%;"><div style="width: 100.00%;"></div></div>	1	76	57
Total Votes Cast	134	100.00%	<div style="width: 100.00%;"><div style="width: 100.00%;"></div></div>	1	76	57
Overvotes	0			0	0	0
Undervotes	62			3	26	33

Precinct 0055

REP Dist Judge, 114th Judicial Dist

Vote For 1

	TOTAL	VOTE %	Absentee	Early Voting	Election Day
Austin Reeve Jackson	135	100.00%	1	78	56
Total Votes Cast	135	100.00%	1	78	56
Overvotes	0		0	0	0
Undervotes	61		3	24	34

REP Dist Judge, 475th Judicial Dist

Vote For 1

	TOTAL	VOTE %	Absentee	Early Voting	Election Day
Taylor Heaton	125	100.00%	1	71	53
Total Votes Cast	125	100.00%	1	71	53
Overvotes	0		0	0	0
Undervotes	71		3	31	37

REP Judge, Co Court at Law No. 2, Unexp

Vote For 1

	TOTAL	VOTE %	Absentee	Early Voting	Election Day
Sara Maynard	84	50.30%	2	48	34
Amy McCullough	83	49.70%	2	44	37
Total Votes Cast	167	100.00%	4	92	71
Overvotes	0		0	0	0
Undervotes	29		0	10	19

REP Sheriff

Vote For 1

	TOTAL	VOTE %	Absentee	Early Voting	Election Day
Chris V Green	65	35.33%	2	33	30
Larry R. Smith	119	64.67%	2	64	53
Total Votes Cast	184	100.00%	4	97	83
Overvotes	0		0	0	0
Undervotes	12		0	5	7

REP County Tax Assessor-Collector

Vote For 1

	TOTAL	VOTE %	Absentee	Early Voting	Election Day
Gary B Barber	148	100.00%	2	80	66
Total Votes Cast	148	100.00%	2	80	66
Overvotes	0		0	0	0
Undervotes	48		2	22	24

Precinct 0055

REP Constable Pct 3

Vote For 1

	TOTAL	VOTE %	Absentee	Early Voting	Election Day
Jim Blackmon	124	100.00%	1	69	54
Total Votes Cast	124	100.00%	1	69	54
Overvotes	0		0	0	0
Undervotes	72		3	33	36

REP County Chair

Vote For 1

	TOTAL	VOTE %	Absentee	Early Voting	Election Day
David Stein	115	77.18%	2	59	54
Kevin McCall	34	22.82%	0	21	13
Total Votes Cast	149	100.00%	2	80	67
Overvotes	0		0	0	0
Undervotes	47		2	22	23

REP Proposition 1

Vote For 1

	TOTAL	VOTE %	Absentee	Early Voting	Election Day
YES	151	80.75%	2	79	70
NO	36	19.25%	2	19	15
Total Votes Cast	187	100.00%	4	98	85
Overvotes	0		0	0	0
Undervotes	9		0	4	5

REP Proposition 2

Vote For 1

	TOTAL	VOTE %	Absentee	Early Voting	Election Day
YES	182	93.81%	2	97	83
NO	12	6.19%	2	4	6
Total Votes Cast	194	100.00%	4	101	89
Overvotes	0		0	0	0
Undervotes	2		0	1	1

REP Proposition 3

Vote For 1

	TOTAL	VOTE %	Absentee	Early Voting	Election Day
YES	177	93.16%	4	96	77
NO	13	6.84%	0	5	8
Total Votes Cast	190	100.00%	4	101	85
Overvotes	0		0	0	0
Undervotes	6		0	1	5

Precinct 0055

REP Proposition 4

Vote For 1

	TOTAL	VOTE %	Absentee	Early Voting	Election Day
YES	174	90.62%	3	93	78
NO	18	9.38%	1	8	9
Total Votes Cast	192	100.00%	4	101	87
Overvotes	0		0	0	0
Undervotes	4		0	1	3

REP Proposition 5

Vote For 1

	TOTAL	VOTE %	Absentee	Early Voting	Election Day
YES	163	85.79%	3	88	72
NO	27	14.21%	1	13	13
Total Votes Cast	190	100.00%	4	101	85
Overvotes	0		0	0	0
Undervotes	6		0	1	5

REP Proposition 6

Vote For 1

	TOTAL	VOTE %	Absentee	Early Voting	Election Day
YES	172	91.49%	2	93	77
NO	16	8.51%	2	7	7
Total Votes Cast	188	100.00%	4	100	84
Overvotes	0		0	0	0
Undervotes	8		0	2	6

REP Proposition 7

Vote For 1

	TOTAL	VOTE %	Absentee	Early Voting	Election Day
YES	155	84.24%	2	88	65
NO	29	15.76%	2	12	15
Total Votes Cast	184	100.00%	4	100	80
Overvotes	0		0	0	0
Undervotes	12		0	2	10

REP Proposition 8

Vote For 1

	TOTAL	VOTE %	Absentee	Early Voting	Election Day
YES	183	95.31%	4	95	84
NO	9	4.69%	0	5	4
Total Votes Cast	192	100.00%	4	100	88
Overvotes	0		0	0	0
Undervotes	4		0	2	2

Precinct 0055

REP Proposition 9

Vote For 1

	TOTAL	VOTE %	Absentee	Early Voting	Election Day
YES	151	80.32%	3	83	65
NO	37	19.68%	1	17	19
Total Votes Cast	188	100.00%	4	100	84
Overvotes	0		0	0	0
Undervotes	8		0	2	6

REP Proposition 10

Vote For 1

	TOTAL	VOTE %	Absentee	Early Voting	Election Day
YES	172	91.98%	2	93	77
NO	15	8.02%	2	7	6
Total Votes Cast	187	100.00%	4	100	83
Overvotes	0		0	0	0
Undervotes	9		0	2	7

REP Proposition 11

Vote For 1

	TOTAL	VOTE %	Absentee	Early Voting	Election Day
YES	157	83.96%	1	83	73
NO	30	16.04%	3	14	13
Total Votes Cast	187	100.00%	4	97	86
Overvotes	0		0	0	0
Undervotes	9		0	5	4

REP Proposition 12

Vote For 1

	TOTAL	VOTE %	Absentee	Early Voting	Election Day
YES	188	97.41%	4	98	86
NO	5	2.59%	0	2	3
Total Votes Cast	193	100.00%	4	100	89
Overvotes	0		0	0	0
Undervotes	3		0	2	1

REP Proposition 13

Vote For 1

	TOTAL	VOTE %	Absentee	Early Voting	Election Day
YES	184	95.34%	4	97	83
NO	9	4.66%	0	4	5
Total Votes Cast	193	100.00%	4	101	88
Overvotes	0		0	0	0
Undervotes	3		0	1	2

Precinct 0055

DEM President

Vote For 1

	TOTAL	VOTE %	Absentee	Early Voting	Election Day
Gabriel A. Cornejo	2	3.08%	0	1	1
Joseph R. Biden Jr.	56	86.15%	5	23	28
Star Locke	0	0.00%	0	0	0
Dean Phillips	3	4.62%	0	1	2
Armando "Mando" Perez-Serrato	0	0.00%	0	0	0
Marianne Williamson	3	4.62%	0	0	3
Frankie Lozada	0	0.00%	0	0	0
Cenk Uygur	1	1.54%	0	0	1
Total Votes Cast	65	100.00%	5	25	35
Overvotes	0		0	0	0
Undervotes	3		0	1	2

DEM US Senator

Vote For 1

	TOTAL	VOTE %	Absentee	Early Voting	Election Day
Carl Oscar Sherman	10	15.15%	0	3	7
Meri Gomez	6	9.09%	0	3	3
Heli Rodriguez Prilliman	3	4.55%	0	0	3
Colin Allred	28	42.42%	5	11	12
Roland Gutierrez	6	9.09%	0	0	6
A. "Robert" Hassan	2	3.03%	0	0	2
Steven J. Keough	5	7.58%	0	4	1
Thierry Tchenko	1	1.52%	0	0	1
Mark Gonzalez	5	7.58%	0	3	2
Total Votes Cast	66	100.00%	5	24	37
Overvotes	0		0	0	0
Undervotes	2		0	2	0

DEM Railroad Commissioner

Vote For 1

	TOTAL	VOTE %	Absentee	Early Voting	Election Day
Katherine Culbert	44	68.75%	4	13	27
Bill Burch	20	31.25%	0	11	9
Total Votes Cast	64	100.00%	4	24	36
Overvotes	0		0	0	0
Undervotes	4		1	2	1

Precinct 0055

DEM Justice, Supreme Court, PI 2

Vote For 1

	TOTAL	VOTE %	Absentee	Early Voting	Election Day
DaSean Jones	43	69.35%	2	18	23
Randy Sarosdy	19	30.65%	1	5	13
Total Votes Cast	62	100.00%	3	23	36
Overvotes	0		0	0	0
Undervotes	6		2	3	1

DEM Justice, Supreme Court, PI 4

Vote For 1

	TOTAL	VOTE %	Absentee	Early Voting	Election Day
Christine Vinh Weems	58	100.00%	2	24	32
Total Votes Cast	58	100.00%	2	24	32
Overvotes	0		0	0	0
Undervotes	10		3	2	5

DEM Justice, Supreme Court, PI 6

Vote For 1

	TOTAL	VOTE %	Absentee	Early Voting	Election Day
Joe Pool	20	31.25%	0	8	12
Bonnie Lee Goldstein	44	68.75%	4	16	24
Total Votes Cast	64	100.00%	4	24	36
Overvotes	0		0	0	0
Undervotes	4		1	2	1

DEM Presiding Judge, Ct of Crim App

Vote For 1

	TOTAL	VOTE %	Absentee	Early Voting	Election Day
Holly Taylor	59	100.00%	2	23	34
Total Votes Cast	59	100.00%	2	23	34
Overvotes	0		0	0	0
Undervotes	9		3	3	3

DEM Judge, Ct of Crim App, PI 7

Vote For 1

	TOTAL	VOTE %	Absentee	Early Voting	Election Day
Nancy Mulder	58	100.00%	2	23	33
Total Votes Cast	58	100.00%	2	23	33
Overvotes	0		0	0	0
Undervotes	10		3	3	4

Precinct 0055

DEM Judge, Ct of Crim App, PI 8

Vote For 1

	TOTAL	VOTE %	Absentee	Early Voting	Election Day
Chika Anyiam	54	100.00%	1	20	33
Total Votes Cast	54	100.00%	1	20	33
Overvotes	0		0	0	0
Undervotes	14		4	6	4

DEM State Representative, Dist 6

Vote For 1

	TOTAL	VOTE %	Absentee	Early Voting	Election Day
Cody J Grace	55	100.00%	1	23	31
Total Votes Cast	55	100.00%	1	23	31
Overvotes	0		0	0	0
Undervotes	13		4	3	6

DEM County Chair

Vote For 1

	TOTAL	VOTE %	Absentee	Early Voting	Election Day
Hector Garza	54	100.00%	0	22	32
Total Votes Cast	54	100.00%	0	22	32
Overvotes	0		0	0	0
Undervotes	14		5	4	5

Precinct 0056

Statistics

	TOTAL	Absentee	Early Voting	Election Day
Registered Voters - Total	3,516			
Ballots Cast - Total	905	27	495	383
Ballots Cast - Republican Party	816	21	459	336
Ballots Cast - Democratic Party	89	6	36	47
Ballots Cast - Blank	0	0	0	0
Voter Turnout - Total	25.74%			
Voter Turnout - Republican Party	0.00%			
Voter Turnout - Democratic Party	0.00%			

REP President

Vote For 1

	TOTAL	VOTE %	Absentee	Early Voting	Election Day
Asa Hutchinson	0	0.00%	0	0	0
Donald J. Trump	599	73.95%	14	342	243
Ron DeSantis	25	3.09%	0	14	11
Vivek Ramaswamy	1	0.12%	0	1	0
David Stuckenberg	0	0.00%	0	0	0
Chris Christie	2	0.25%	0	1	1
Ryan L. Binkley	0	0.00%	0	0	0
Nikki Haley	158	19.51%	2	87	69
Uncommitted	25	3.09%	5	11	9
Total Votes Cast	810	100.00%	21	456	333
Overvotes	0		0	0	0
Undervotes	6		0	3	3

REP US Senator

Vote For 1

	TOTAL	VOTE %	Absentee	Early Voting	Election Day
R E (Rufus) Lopez	35	4.56%	0	16	19
Ted Cruz	710	92.45%	19	405	286
Holland "Redd" Gibson	23	2.99%	1	13	9
Total Votes Cast	768	100.00%	20	434	314
Overvotes	0		0	0	0
Undervotes	48		1	25	22

REP US Representative, Dist 1

Vote For 1

	TOTAL	VOTE %	Absentee	Early Voting	Election Day
Nathaniel Moran	666	100.00%	20	380	266
Total Votes Cast	666	100.00%	20	380	266
Overvotes	0		0	0	0
Undervotes	150		1	79	70

Precinct 0056

REP Railroad Commissioner

Vote For 1

	TOTAL	VOTE %	Absentee	Early Voting	Election Day
Corey Howell	37	5.61%	1	13	23
Petra Reyes	15	2.27%	0	9	6
Christie Clark	89	13.48%	1	47	41
James "Jim" Matlock	106	16.06%	1	55	50
Christi Craddick	413	62.58%	14	261	138
Total Votes Cast	660	100.00%	17	385	258
Overvotes	0		0	0	0
Undervotes	156		4	74	78

REP Justice, Supreme Court, PI 2

Vote For 1

	TOTAL	VOTE %	Absentee	Early Voting	Election Day
Jimmy Blacklock	586	100.00%	16	339	231
Total Votes Cast	586	100.00%	16	339	231
Overvotes	0		0	0	0
Undervotes	230		5	120	105

REP Justice, Supreme Court, PI 4

Vote For 1

	TOTAL	VOTE %	Absentee	Early Voting	Election Day
John Devine	344	57.53%	8	203	133
Brian Walker	254	42.47%	8	142	104
Total Votes Cast	598	100.00%	16	345	237
Overvotes	0		0	0	0
Undervotes	218		5	114	99

REP Justice, Supreme Court, PI 6

Vote For 1

	TOTAL	VOTE %	Absentee	Early Voting	Election Day
Jane Bland	514	100.00%	15	301	198
Total Votes Cast	514	100.00%	15	301	198
Overvotes	0		0	0	0
Undervotes	302		6	158	138

REP Presiding Judge, Ct of Crim App

Vote For 1

	TOTAL	VOTE %	Absentee	Early Voting	Election Day
David J. Schenck	409	66.18%	8	227	174
Sharon Keller	209	33.82%	9	121	79
Total Votes Cast	618	100.00%	17	348	253
Overvotes	0		0	0	0
Undervotes	198		4	111	83

Precinct 0056

REP Judge, Ct of Crim App, PI 7

Vote For 1

	TOTAL	VOTE %	Absentee	Early Voting	Election Day
Gina Parker	438	74.49%	11	251	176
Barbara Parker Hervey	150	25.51%	5	84	61
Total Votes Cast	588	100.00%	16	335	237
Overvotes	0		0	0	0
Undervotes	228		5	124	99

REP Judge, Ct of Crim App, PI 8

Vote For 1

	TOTAL	VOTE %	Absentee	Early Voting	Election Day
Lee Finley	288	53.83%	8	157	123
Michelle Slaughter	247	46.17%	7	141	99
Total Votes Cast	535	100.00%	15	298	222
Overvotes	0		0	0	0
Undervotes	281		6	161	114

REP State Representative, Dist 6

Vote For 1

	TOTAL	VOTE %	Absentee	Early Voting	Election Day
Daniel Alders	564	100.00%	14	328	222
Total Votes Cast	564	100.00%	14	328	222
Overvotes	0		0	0	0
Undervotes	252		7	131	114

REP Justice, 12th Ct of Appeals District, PI 3

Vote For 1

	TOTAL	VOTE %	Absentee	Early Voting	Election Day
Greg Neeley	554	100.00%	15	320	219
Total Votes Cast	554	100.00%	15	320	219
Overvotes	0		0	0	0
Undervotes	262		6	139	117

REP Dist Judge, 7th Judicial Dist

Vote For 1

	TOTAL	VOTE %	Absentee	Early Voting	Election Day
Kerry L. Russell	595	100.00%	16	349	230
Total Votes Cast	595	100.00%	16	349	230
Overvotes	0		0	0	0
Undervotes	221		5	110	106

Precinct 0056

REP Dist Judge, 114th Judicial Dist

Vote For 1

	TOTAL	VOTE %	Absentee	Early Voting	Election Day
Austin Reeve Jackson	612	100.00%	16	364	232
Total Votes Cast	612	100.00%	16	364	232
Overvotes	0		0	0	0
Undervotes	204		5	95	104

REP Dist Judge, 475th Judicial Dist

Vote For 1

	TOTAL	VOTE %	Absentee	Early Voting	Election Day
Taylor Heaton	584	100.00%	16	343	225
Total Votes Cast	584	100.00%	16	343	225
Overvotes	0		0	0	0
Undervotes	232		5	116	111

REP Judge, Co Court at Law No. 2, Unexp

Vote For 1

	TOTAL	VOTE %	Absentee	Early Voting	Election Day
Sara Maynard	314	41.92%	6	178	130
Amy McCullough	435	58.08%	11	261	163
Total Votes Cast	749	100.00%	17	439	293
Overvotes	0		0	0	0
Undervotes	67		4	20	43

REP Sheriff

Vote For 1

	TOTAL	VOTE %	Absentee	Early Voting	Election Day
Chris V Green	182	23.67%	4	100	78
Larry R. Smith	587	76.33%	16	344	227
Total Votes Cast	769	100.00%	20	444	305
Overvotes	0		0	0	0
Undervotes	47		1	15	31

REP County Tax Assessor-Collector

Vote For 1

	TOTAL	VOTE %	Absentee	Early Voting	Election Day
Gary B Barber	654	100.00%	20	383	251
Total Votes Cast	654	100.00%	20	383	251
Overvotes	0		0	0	0
Undervotes	162		1	76	85

Precinct 0056

REP County Commissioner Pct 3

Vote For 1

	TOTAL	VOTE %	Absentee	Early Voting	Election Day
Rusty Smith	104	14.94%	3	43	58
J. Scott Herod	369	53.02%	7	229	133
Terry Phillips	223	32.04%	7	129	87
Total Votes Cast	696	100.00%	17	401	278
Overvotes	0		0	0	0
Undervotes	120		4	58	58

REP Constable Pct 3

Vote For 1

	TOTAL	VOTE %	Absentee	Early Voting	Election Day
Jim Blackmon	558	100.00%	15	326	217
Total Votes Cast	558	100.00%	15	326	217
Overvotes	0		0	0	0
Undervotes	258		6	133	119

REP County Chair

Vote For 1

	TOTAL	VOTE %	Absentee	Early Voting	Election Day
David Stein	444	71.61%	12	255	177
Kevin McCall	176	28.39%	4	104	68
Total Votes Cast	620	100.00%	16	359	245
Overvotes	0		0	0	0
Undervotes	196		5	100	91

REP Proposition 1

Vote For 1

	TOTAL	VOTE %	Absentee	Early Voting	Election Day
YES	579	74.23%	12	323	244
NO	201	25.77%	7	116	78
Total Votes Cast	780	100.00%	19	439	322
Overvotes	0		0	0	0
Undervotes	36		2	20	14

REP Proposition 2

Vote For 1

	TOTAL	VOTE %	Absentee	Early Voting	Election Day
YES	741	92.97%	20	412	309
NO	56	7.03%	1	35	20
Total Votes Cast	797	100.00%	21	447	329
Overvotes	0		0	0	0
Undervotes	19		0	12	7

Precinct 0056

REP Proposition 3

Vote For 1

	TOTAL	VOTE %	Absentee	Early Voting	Election Day
YES	727	92.38%	20	403	304
NO	60	7.62%	1	39	20
Total Votes Cast	787	100.00%	21	442	324
Overvotes	0		0	0	0
Undervotes	29		0	17	12

REP Proposition 4

Vote For 1

	TOTAL	VOTE %	Absentee	Early Voting	Election Day
YES	704	88.55%	20	400	284
NO	91	11.45%	1	49	41
Total Votes Cast	795	100.00%	21	449	325
Overvotes	0		0	0	0
Undervotes	21		0	10	11

REP Proposition 5

Vote For 1

	TOTAL	VOTE %	Absentee	Early Voting	Election Day
YES	654	82.78%	16	375	263
NO	136	17.22%	4	71	61
Total Votes Cast	790	100.00%	20	446	324
Overvotes	0		0	0	0
Undervotes	26		1	13	12

REP Proposition 6

Vote For 1

	TOTAL	VOTE %	Absentee	Early Voting	Election Day
YES	669	86.43%	17	384	268
NO	105	13.57%	4	54	47
Total Votes Cast	774	100.00%	21	438	315
Overvotes	0		0	0	0
Undervotes	42		0	21	21

REP Proposition 7

Vote For 1

	TOTAL	VOTE %	Absentee	Early Voting	Election Day
YES	545	76.44%	8	313	224
NO	168	23.56%	9	96	63
Total Votes Cast	713	100.00%	17	409	287
Overvotes	0		0	0	0
Undervotes	103		4	50	49

Precinct 0056

REP Proposition 8

Vote For 1

	TOTAL	VOTE %	Absentee	Early Voting	Election Day
YES	722	91.51%	19	401	302
NO	67	8.49%	2	43	22
Total Votes Cast	789	100.00%	21	444	324
Overvotes	0		0	0	0
Undervotes	27		0	15	12

REP Proposition 9

Vote For 1

	TOTAL	VOTE %	Absentee	Early Voting	Election Day
YES	592	76.49%	18	344	230
NO	182	23.51%	3	96	83
Total Votes Cast	774	100.00%	21	440	313
Overvotes	0		0	0	0
Undervotes	42		0	19	23

REP Proposition 10

Vote For 1

	TOTAL	VOTE %	Absentee	Early Voting	Election Day
YES	708	92.07%	20	405	283
NO	61	7.93%	1	33	27
Total Votes Cast	769	100.00%	21	438	310
Overvotes	0		0	0	0
Undervotes	47		0	21	26

REP Proposition 11

Vote For 1

	TOTAL	VOTE %	Absentee	Early Voting	Election Day
YES	634	80.15%	15	350	269
NO	157	19.85%	6	94	57
Total Votes Cast	791	100.00%	21	444	326
Overvotes	0		0	0	0
Undervotes	25		0	15	10

REP Proposition 12

Vote For 1

	TOTAL	VOTE %	Absentee	Early Voting	Election Day
YES	779	97.50%	21	440	318
NO	20	2.50%	0	10	10
Total Votes Cast	799	100.00%	21	450	328
Overvotes	0		0	0	0
Undervotes	17		0	9	8

Precinct 0056

REP Proposition 13

Vote For 1

	TOTAL	VOTE %	Absentee	Early Voting	Election Day
YES	754	95.56%	21	424	309
NO	35	4.44%	0	19	16
Total Votes Cast	789	100.00%	21	443	325
Overvotes	0		0	0	0
Undervotes	27		0	16	11

DEM President

Vote For 1

	TOTAL	VOTE %	Absentee	Early Voting	Election Day
Gabriel A. Cornejo	0	0.00%	0	0	0
Joseph R. Biden Jr.	80	91.95%	6	33	41
Star Locke	0	0.00%	0	0	0
Dean Phillips	1	1.15%	0	1	0
Armando "Mando" Perez-Serrato	0	0.00%	0	0	0
Marianne Williamson	4	4.60%	0	0	4
Frankie Lozada	1	1.15%	0	0	1
Cenk Uygur	1	1.15%	0	1	0
Total Votes Cast	87	100.00%	6	35	46
Overvotes	0		0	0	0
Undervotes	2		0	1	1

DEM US Senator

Vote For 1

	TOTAL	VOTE %	Absentee	Early Voting	Election Day
Carl Oscar Sherman	6	6.90%	0	4	2
Meri Gomez	3	3.45%	0	0	3
Heli Rodriguez Prilliman	4	4.60%	2	2	0
Colin Allred	53	60.92%	4	19	30
Roland Gutierrez	6	6.90%	0	4	2
A. "Robert" Hassan	0	0.00%	0	0	0
Steven J. Keough	5	5.75%	0	2	3
Thierry Tchenko	4	4.60%	0	1	3
Mark Gonzalez	6	6.90%	0	2	4
Total Votes Cast	87	100.00%	6	34	47
Overvotes	0		0	0	0
Undervotes	2		0	2	0

Precinct 0056

DEM Railroad Commissioner

Vote For 1

	TOTAL	VOTE %		Absentee	Early Voting	Election Day
Katherine Culbert	59	71.08%	<div style="width: 71.08%;"><div style="width: 71.08%;"></div></div>	4	18	37
Bill Burch	24	28.92%	<div style="width: 28.92%;"><div style="width: 28.92%;"></div></div>	2	16	6
Total Votes Cast	83	100.00%	<div style="width: 100.00%;"><div style="width: 100.00%;"></div></div>	6	34	43
Overvotes	0			0	0	0
Undervotes	6			0	2	4

DEM Justice, Supreme Court, PI 2

Vote For 1

	TOTAL	VOTE %		Absentee	Early Voting	Election Day
DaSean Jones	49	65.33%	<div style="width: 65.33%;"><div style="width: 65.33%;"></div></div>	5	19	25
Randy Sarosdy	26	34.67%	<div style="width: 34.67%;"><div style="width: 34.67%;"></div></div>	1	11	14
Total Votes Cast	75	100.00%	<div style="width: 100.00%;"><div style="width: 100.00%;"></div></div>	6	30	39
Overvotes	0			0	0	0
Undervotes	14			0	6	8

DEM Justice, Supreme Court, PI 4

Vote For 1

	TOTAL	VOTE %		Absentee	Early Voting	Election Day
Christine Vinh Weems	78	100.00%	<div style="width: 100.00%;"><div style="width: 100.00%;"></div></div>	6	30	42
Total Votes Cast	78	100.00%	<div style="width: 100.00%;"><div style="width: 100.00%;"></div></div>	6	30	42
Overvotes	0			0	0	0
Undervotes	11			0	6	5

DEM Justice, Supreme Court, PI 6

Vote For 1

	TOTAL	VOTE %		Absentee	Early Voting	Election Day
Joe Pool	18	21.69%	<div style="width: 21.69%;"><div style="width: 21.69%;"></div></div>	0	8	10
Bonnie Lee Goldstein	65	78.31%	<div style="width: 78.31%;"><div style="width: 78.31%;"></div></div>	6	25	34
Total Votes Cast	83	100.00%	<div style="width: 100.00%;"><div style="width: 100.00%;"></div></div>	6	33	44
Overvotes	0			0	0	0
Undervotes	6			0	3	3

DEM Presiding Judge, Ct of Crim App

Vote For 1

	TOTAL	VOTE %		Absentee	Early Voting	Election Day
Holly Taylor	77	100.00%	<div style="width: 100.00%;"><div style="width: 100.00%;"></div></div>	6	31	40
Total Votes Cast	77	100.00%	<div style="width: 100.00%;"><div style="width: 100.00%;"></div></div>	6	31	40
Overvotes	0			0	0	0
Undervotes	12			0	5	7

Precinct 0056

DEM Judge, Ct of Crim App, PI 7

Vote For 1

	TOTAL	VOTE %	Absentee	Early Voting	Election Day
Nancy Mulder	78	100.00%	6	31	41
Total Votes Cast	78	100.00%	6	31	41
Overvotes	0		0	0	0
Undervotes	11		0	5	6

DEM Judge, Ct of Crim App, PI 8

Vote For 1

	TOTAL	VOTE %	Absentee	Early Voting	Election Day
Chika Anyiam	73	100.00%	6	29	38
Total Votes Cast	73	100.00%	6	29	38
Overvotes	0		0	0	0
Undervotes	16		0	7	9

DEM State Representative, Dist 6

Vote For 1

	TOTAL	VOTE %	Absentee	Early Voting	Election Day
Cody J Grace	76	100.00%	6	30	40
Total Votes Cast	76	100.00%	6	30	40
Overvotes	0		0	0	0
Undervotes	13		0	6	7

DEM County Commissioner Pct 3

Vote For 1

	TOTAL	VOTE %	Absentee	Early Voting	Election Day
Dave Hansen	22	27.85%	1	11	10
Edith Mayfield Wilson	57	72.15%	3	21	33
Total Votes Cast	79	100.00%	4	32	43
Overvotes	0		0	0	0
Undervotes	10		2	4	4

DEM County Chair

Vote For 1

	TOTAL	VOTE %	Absentee	Early Voting	Election Day
Hector Garza	71	100.00%	6	26	39
Total Votes Cast	71	100.00%	6	26	39
Overvotes	0		0	0	0
Undervotes	18		0	10	8

Precinct 0057

Statistics

	TOTAL	Absentee	Early Voting	Election Day
Registered Voters - Total	806			
Ballots Cast - Total	235	42	108	85
Ballots Cast - Republican Party	204	33	95	76
Ballots Cast - Democratic Party	31	9	13	9
Ballots Cast - Blank	0	0	0	0
Voter Turnout - Total	29.16%			
Voter Turnout - Republican Party	0.00%			
Voter Turnout - Democratic Party	0.00%			

REP President

Vote For 1

	TOTAL	VOTE %	Absentee	Early Voting	Election Day
Asa Hutchinson	1	0.50%	0	0	1
Donald J. Trump	155	76.73%	21	79	55
Ron DeSantis	4	1.98%	1	1	2
Vivek Ramaswamy	0	0.00%	0	0	0
David Stuckenberg	0	0.00%	0	0	0
Chris Christie	0	0.00%	0	0	0
Ryan L. Binkley	0	0.00%	0	0	0
Nikki Haley	35	17.33%	8	12	15
Uncommitted	7	3.47%	2	3	2
Total Votes Cast	202	100.00%	32	95	75
Overvotes	0		0	0	0
Undervotes	2		1	0	1

REP US Senator

Vote For 1

	TOTAL	VOTE %	Absentee	Early Voting	Election Day
R E (Rufus) Lopez	15	7.58%	1	4	10
Ted Cruz	178	89.90%	28	88	62
Holland "Redd" Gibson	5	2.53%	2	2	1
Total Votes Cast	198	100.00%	31	94	73
Overvotes	0		0	0	0
Undervotes	6		2	1	3

REP US Representative, Dist 1

Vote For 1

	TOTAL	VOTE %	Absentee	Early Voting	Election Day
Nathaniel Moran	155	100.00%	28	74	53
Total Votes Cast	155	100.00%	28	74	53
Overvotes	0		0	0	0
Undervotes	49		5	21	23

Precinct 0057

REP Railroad Commissioner

Vote For 1

	TOTAL	VOTE %	Absentee	Early Voting	Election Day
Corey Howell	13	8.23%	5	4	4
Petra Reyes	4	2.53%	0	1	3
Christie Clark	17	10.76%	2	8	7
James "Jim" Matlock	28	17.72%	5	8	15
Christi Craddick	96	60.76%	12	58	26
Total Votes Cast	158	100.00%	24	79	55
Overvotes	0		0	0	0
Undervotes	46		9	16	21

REP Justice, Supreme Court, PI 2

Vote For 1

	TOTAL	VOTE %	Absentee	Early Voting	Election Day
Jimmy Blacklock	132	100.00%	23	66	43
Total Votes Cast	132	100.00%	23	66	43
Overvotes	0		0	0	0
Undervotes	72		10	29	33

REP Justice, Supreme Court, PI 4

Vote For 1

	TOTAL	VOTE %	Absentee	Early Voting	Election Day
John Devine	81	54.00%	15	47	19
Brian Walker	69	46.00%	8	31	30
Total Votes Cast	150	100.00%	23	78	49
Overvotes	0		0	0	0
Undervotes	54		10	17	27

REP Justice, Supreme Court, PI 6

Vote For 1

	TOTAL	VOTE %	Absentee	Early Voting	Election Day
Jane Bland	126	100.00%	22	64	40
Total Votes Cast	126	100.00%	22	64	40
Overvotes	0		0	0	0
Undervotes	78		11	31	36

REP Presiding Judge, Ct of Crim App

Vote For 1

	TOTAL	VOTE %	Absentee	Early Voting	Election Day
David J. Schenck	104	71.23%	10	61	33
Sharon Keller	42	28.77%	10	15	17
Total Votes Cast	146	100.00%	20	76	50
Overvotes	0		0	0	0
Undervotes	58		13	19	26

Precinct 0057

REP Judge, Ct of Crim App, PI 7

Vote For 1

	TOTAL	VOTE %	Absentee	Early Voting	Election Day
Gina Parker	111	76.03%	13	62	36
Barbara Parker Hervey	35	23.97%	7	14	14
Total Votes Cast	146	100.00%	20	76	50
Overvotes	0		0	0	0
Undervotes	58		13	19	26

REP Judge, Ct of Crim App, PI 8

Vote For 1

	TOTAL	VOTE %	Absentee	Early Voting	Election Day
Lee Finley	67	52.34%	7	37	23
Michelle Slaughter	61	47.66%	9	25	27
Total Votes Cast	128	100.00%	16	62	50
Overvotes	0		0	0	0
Undervotes	76		17	33	26

REP State Representative, Dist 6

Vote For 1

	TOTAL	VOTE %	Absentee	Early Voting	Election Day
Daniel Alders	134	100.00%	22	66	46
Total Votes Cast	134	100.00%	22	66	46
Overvotes	0		0	0	0
Undervotes	70		11	29	30

REP Justice, 12th Ct of Appeals District, PI 3

Vote For 1

	TOTAL	VOTE %	Absentee	Early Voting	Election Day
Greg Neeley	129	100.00%	22	63	44
Total Votes Cast	129	100.00%	22	63	44
Overvotes	0		0	0	0
Undervotes	75		11	32	32

REP Dist Judge, 7th Judicial Dist

Vote For 1

	TOTAL	VOTE %	Absentee	Early Voting	Election Day
Kerry L. Russell	135	100.00%	22	67	46
Total Votes Cast	135	100.00%	22	67	46
Overvotes	0		0	0	0
Undervotes	69		11	28	30

Precinct 0057

REP Dist Judge, 114th Judicial Dist

Vote For 1

	TOTAL	VOTE %	Absentee	Early Voting	Election Day
Austin Reeve Jackson	134	100.00%	22	67	45
Total Votes Cast	134	100.00%	22	67	45
Overvotes	0		0	0	0
Undervotes	70		11	28	31

REP Dist Judge, 475th Judicial Dist

Vote For 1

	TOTAL	VOTE %	Absentee	Early Voting	Election Day
Taylor Heaton	131	100.00%	22	64	45
Total Votes Cast	131	100.00%	22	64	45
Overvotes	0		0	0	0
Undervotes	73		11	31	31

REP Judge, Co Court at Law No. 2, Unexp

Vote For 1

	TOTAL	VOTE %	Absentee	Early Voting	Election Day
Sara Maynard	81	48.50%	11	43	27
Amy McCullough	86	51.50%	12	40	34
Total Votes Cast	167	100.00%	23	83	61
Overvotes	0		0	0	0
Undervotes	37		10	12	15

REP Sheriff

Vote For 1

	TOTAL	VOTE %	Absentee	Early Voting	Election Day
Chris V Green	49	26.34%	8	21	20
Larry R. Smith	137	73.66%	19	71	47
Total Votes Cast	186	100.00%	27	92	67
Overvotes	0		0	0	0
Undervotes	18		6	3	9

REP County Tax Assessor-Collector

Vote For 1

	TOTAL	VOTE %	Absentee	Early Voting	Election Day
Gary B Barber	153	100.00%	26	76	51
Total Votes Cast	153	100.00%	26	76	51
Overvotes	0		0	0	0
Undervotes	51		7	19	25

Precinct 0057

REP Constable Pct 3

Vote For 1

	TOTAL	VOTE %	Absentee	Early Voting	Election Day
Jim Blackmon	131	100.00%	23	64	44
Total Votes Cast	131	100.00%	23	64	44
Overvotes	0		0	0	0
Undervotes	73		10	31	32

REP County Chair

Vote For 1

	TOTAL	VOTE %	Absentee	Early Voting	Election Day
David Stein	83	61.94%	11	40	32
Kevin McCall	51	38.06%	4	27	20
Total Votes Cast	134	100.00%	15	67	52
Overvotes	0		0	0	0
Undervotes	70		18	28	24

REP Proposition 1

Vote For 1

	TOTAL	VOTE %	Absentee	Early Voting	Election Day
YES	138	74.19%	22	59	57
NO	48	25.81%	9	28	11
Total Votes Cast	186	100.00%	31	87	68
Overvotes	0		0	0	0
Undervotes	18		2	8	8

REP Proposition 2

Vote For 1

	TOTAL	VOTE %	Absentee	Early Voting	Election Day
YES	177	92.19%	31	86	60
NO	15	7.81%	2	6	7
Total Votes Cast	192	100.00%	33	92	67
Overvotes	0		0	0	0
Undervotes	12		0	3	9

REP Proposition 3

Vote For 1

	TOTAL	VOTE %	Absentee	Early Voting	Election Day
YES	182	95.79%	32	86	64
NO	8	4.21%	0	4	4
Total Votes Cast	190	100.00%	32	90	68
Overvotes	0		0	0	0
Undervotes	14		1	5	8

Precinct 0057

REP Proposition 4

Vote For 1

	TOTAL	VOTE %	Absentee	Early Voting	Election Day
YES	179	93.72%	30	86	63
NO	12	6.28%	1	6	5
Total Votes Cast	191	100.00%	31	92	68
Overvotes	0		0	0	0
Undervotes	13		2	3	8

REP Proposition 5

Vote For 1

	TOTAL	VOTE %	Absentee	Early Voting	Election Day
YES	162	84.38%	25	83	54
NO	30	15.62%	8	9	13
Total Votes Cast	192	100.00%	33	92	67
Overvotes	0		0	0	0
Undervotes	12		0	3	9

REP Proposition 6

Vote For 1

	TOTAL	VOTE %	Absentee	Early Voting	Election Day
YES	166	86.46%	27	81	58
NO	26	13.54%	6	9	11
Total Votes Cast	192	100.00%	33	90	69
Overvotes	0		0	0	0
Undervotes	12		0	5	7

REP Proposition 7

Vote For 1

	TOTAL	VOTE %	Absentee	Early Voting	Election Day
YES	123	73.65%	17	63	43
NO	44	26.35%	11	16	17
Total Votes Cast	167	100.00%	28	79	60
Overvotes	0		0	0	0
Undervotes	37		5	16	16

REP Proposition 8

Vote For 1

	TOTAL	VOTE %	Absentee	Early Voting	Election Day
YES	174	91.10%	25	86	63
NO	17	8.90%	6	5	6
Total Votes Cast	191	100.00%	31	91	69
Overvotes	0		0	0	0
Undervotes	13		2	4	7

Precinct 0057

REP Proposition 9

Vote For 1

	TOTAL	VOTE %		Absentee	Early Voting	Election Day
YES	153	81.38%	<div style="width: 81.38%;"><div style="width: 81.38%;"></div></div>	23	77	53
NO	35	18.62%	<div style="width: 18.62%;"><div style="width: 18.62%;"></div></div>	7	13	15
Total Votes Cast	188	100.00%	<div style="width: 100.00%;"><div style="width: 100.00%;"></div></div>	30	90	68
Overvotes	0			0	0	0
Undervotes	16			3	5	8

REP Proposition 10

Vote For 1

	TOTAL	VOTE %		Absentee	Early Voting	Election Day
YES	168	89.84%	<div style="width: 89.84%;"><div style="width: 89.84%;"></div></div>	25	83	60
NO	19	10.16%	<div style="width: 10.16%;"><div style="width: 10.16%;"></div></div>	6	5	8
Total Votes Cast	187	100.00%	<div style="width: 100.00%;"><div style="width: 100.00%;"></div></div>	31	88	68
Overvotes	0			0	0	0
Undervotes	17			2	7	8

REP Proposition 11

Vote For 1

	TOTAL	VOTE %		Absentee	Early Voting	Election Day
YES	152	79.17%	<div style="width: 79.17%;"><div style="width: 79.17%;"></div></div>	27	70	55
NO	40	20.83%	<div style="width: 20.83%;"><div style="width: 20.83%;"></div></div>	5	19	16
Total Votes Cast	192	100.00%	<div style="width: 100.00%;"><div style="width: 100.00%;"></div></div>	32	89	71
Overvotes	0			0	0	0
Undervotes	12			1	6	5

REP Proposition 12

Vote For 1

	TOTAL	VOTE %		Absentee	Early Voting	Election Day
YES	187	96.89%	<div style="width: 96.89%;"><div style="width: 96.89%;"></div></div>	29	90	68
NO	6	3.11%	<div style="width: 3.11%;"><div style="width: 3.11%;"></div></div>	2	2	2
Total Votes Cast	193	100.00%	<div style="width: 100.00%;"><div style="width: 100.00%;"></div></div>	31	92	70
Overvotes	0			0	0	0
Undervotes	11			2	3	6

REP Proposition 13

Vote For 1

	TOTAL	VOTE %		Absentee	Early Voting	Election Day
YES	188	97.41%	<div style="width: 97.41%;"><div style="width: 97.41%;"></div></div>	30	90	68
NO	5	2.59%	<div style="width: 2.59%;"><div style="width: 2.59%;"></div></div>	3	1	1
Total Votes Cast	193	100.00%	<div style="width: 100.00%;"><div style="width: 100.00%;"></div></div>	33	91	69
Overvotes	0			0	0	0
Undervotes	11			0	4	7

Precinct 0057

DEM President

Vote For 1

	TOTAL	VOTE %	Absentee	Early Voting	Election Day
Gabriel A. Cornejo	0	0.00%	0	0	0
Joseph R. Biden Jr.	28	93.33%	9	12	7
Star Locke	0	0.00%	0	0	0
Dean Phillips	0	0.00%	0	0	0
Armando "Mando" Perez-Serrato	0	0.00%	0	0	0
Marianne Williamson	2	6.67%	0	0	2
Frankie Lozada	0	0.00%	0	0	0
Cenk Uygur	0	0.00%	0	0	0
Total Votes Cast	30	100.00%	9	12	9
Overvotes	0		0	0	0
Undervotes	1		0	1	0

DEM US Senator

Vote For 1

	TOTAL	VOTE %	Absentee	Early Voting	Election Day
Carl Oscar Sherman	3	10.71%	0	2	1
Meri Gomez	1	3.57%	1	0	0
Heli Rodriguez Prilliman	0	0.00%	0	0	0
Colin Allred	22	78.57%	7	9	6
Roland Gutierrez	1	3.57%	1	0	0
A. "Robert" Hassan	1	3.57%	0	0	1
Steven J. Keough	0	0.00%	0	0	0
Thierry Tchenko	0	0.00%	0	0	0
Mark Gonzalez	0	0.00%	0	0	0
Total Votes Cast	28	100.00%	9	11	8
Overvotes	0		0	0	0
Undervotes	3		0	2	1

DEM Railroad Commissioner

Vote For 1

	TOTAL	VOTE %	Absentee	Early Voting	Election Day
Katherine Culbert	19	67.86%	7	6	6
Bill Burch	9	32.14%	2	5	2
Total Votes Cast	28	100.00%	9	11	8
Overvotes	0		0	0	0
Undervotes	3		0	2	1

Precinct 0057

DEM Justice, Supreme Court, PI 2

Vote For 1

	TOTAL	VOTE %	Absentee	Early Voting	Election Day
DaSean Jones	17	62.96%	3	8	6
Randy Sarosdy	10	37.04%	6	3	1
Total Votes Cast	27	100.00%	9	11	7
Overvotes	0		0	0	0
Undervotes	4		0	2	2

DEM Justice, Supreme Court, PI 4

Vote For 1

	TOTAL	VOTE %	Absentee	Early Voting	Election Day
Christine Vinh Weems	22	100.00%	7	9	6
Total Votes Cast	22	100.00%	7	9	6
Overvotes	0		0	0	0
Undervotes	9		2	4	3

DEM Justice, Supreme Court, PI 6

Vote For 1

	TOTAL	VOTE %	Absentee	Early Voting	Election Day
Joe Pool	5	20.00%	1	4	0
Bonnie Lee Goldstein	20	80.00%	8	6	6
Total Votes Cast	25	100.00%	9	10	6
Overvotes	0		0	0	0
Undervotes	6		0	3	3

DEM Presiding Judge, Ct of Crim App

Vote For 1

	TOTAL	VOTE %	Absentee	Early Voting	Election Day
Holly Taylor	21	100.00%	7	9	5
Total Votes Cast	21	100.00%	7	9	5
Overvotes	0		0	0	0
Undervotes	10		2	4	4

DEM Judge, Ct of Crim App, PI 7

Vote For 1

	TOTAL	VOTE %	Absentee	Early Voting	Election Day
Nancy Mulder	23	100.00%	7	10	6
Total Votes Cast	23	100.00%	7	10	6
Overvotes	0		0	0	0
Undervotes	8		2	3	3

Precinct 0057

DEM Judge, Ct of Crim App, PI 8

Vote For 1

	TOTAL	VOTE %	Absentee	Early Voting	Election Day
Chika Anyiam	25	100.00%	7	11	7
Total Votes Cast	25	100.00%	7	11	7
Overvotes	0		0	0	0
Undervotes	6		2	2	2

DEM State Representative, Dist 6

Vote For 1

	TOTAL	VOTE %	Absentee	Early Voting	Election Day
Cody J Grace	22	100.00%	7	8	7
Total Votes Cast	22	100.00%	7	8	7
Overvotes	0		0	0	0
Undervotes	9		2	5	2

DEM County Chair

Vote For 1

	TOTAL	VOTE %	Absentee	Early Voting	Election Day
Hector Garza	22	100.00%	6	11	5
Total Votes Cast	22	100.00%	6	11	5
Overvotes	0		0	0	0
Undervotes	9		3	2	4

Precinct 0058

Statistics	TOTAL	Absentee	Early Voting	Election Day
Registered Voters - Total	4,275			
Ballots Cast - Total	1,130	22	630	478
Ballots Cast - Republican Party	979	17	538	424
Ballots Cast - Democratic Party	151	5	92	54
Ballots Cast - Blank	1	0	1	0
Voter Turnout - Total	26.43%			
Voter Turnout - Republican Party	0.00%			
Voter Turnout - Democratic Party	0.00%			

REP President

Vote For 1

	TOTAL	VOTE %	Absentee	Early Voting	Election Day
Asa Hutchinson	4	0.41%	0	2	2
Donald J. Trump	742	76.02%	16	401	325
Ron DeSantis	17	1.74%	0	11	6
Vivek Ramaswamy	4	0.41%	0	2	2
David Stuckenberg	1	0.10%	0	0	1
Chris Christie	4	0.41%	0	2	2
Ryan L. Binkley	0	0.00%	0	0	0
Nikki Haley	183	18.75%	1	109	73
Uncommitted	21	2.15%	0	10	11
Total Votes Cast	976	100.00%	17	537	422
Overvotes	0		0	0	0
Undervotes	3		0	1	2

REP US Senator

Vote For 1

	TOTAL	VOTE %	Absentee	Early Voting	Election Day
R E (Rufus) Lopez	40	4.27%	0	16	24
Ted Cruz	864	92.31%	17	493	354
Holland "Redd" Gibson	32	3.42%	0	11	21
Total Votes Cast	936	100.00%	17	520	399
Overvotes	0		0	0	0
Undervotes	43		0	18	25

REP US Representative, Dist 1

Vote For 1

	TOTAL	VOTE %	Absentee	Early Voting	Election Day
Nathaniel Moran	785	100.00%	17	437	331
Total Votes Cast	785	100.00%	17	437	331
Overvotes	0		0	0	0
Undervotes	194		0	101	93

Precinct 0058

REP Railroad Commissioner

Vote For 1

	TOTAL	VOTE %	Absentee	Early Voting	Election Day
Corey Howell	63	8.16%	0	33	30
Petra Reyes	19	2.46%	0	11	8
Christie Clark	127	16.45%	0	68	59
James "Jim" Matlock	130	16.84%	3	62	65
Christi Craddick	433	56.09%	11	274	148
Total Votes Cast	772	100.00%	14	448	310
Overvotes	0		0	0	0
Undervotes	207		3	90	114

REP Justice, Supreme Court, PI 2

Vote For 1

	TOTAL	VOTE %	Absentee	Early Voting	Election Day
Jimmy Blacklock	699	100.00%	12	388	299
Total Votes Cast	699	100.00%	12	388	299
Overvotes	0		0	0	0
Undervotes	280		5	150	125

REP Justice, Supreme Court, PI 4

Vote For 1

	TOTAL	VOTE %	Absentee	Early Voting	Election Day
John Devine	407	56.92%	8	251	148
Brian Walker	308	43.08%	3	155	150
Total Votes Cast	715	100.00%	11	406	298
Overvotes	0		0	0	0
Undervotes	264		6	132	126

REP Justice, Supreme Court, PI 6

Vote For 1

	TOTAL	VOTE %	Absentee	Early Voting	Election Day
Jane Bland	623	100.00%	13	344	266
Total Votes Cast	623	100.00%	13	344	266
Overvotes	0		0	0	0
Undervotes	356		4	194	158

REP Presiding Judge, Ct of Crim App

Vote For 1

	TOTAL	VOTE %	Absentee	Early Voting	Election Day
David J. Schenck	515	70.26%	8	306	201
Sharon Keller	218	29.74%	4	116	98
Total Votes Cast	733	100.00%	12	422	299
Overvotes	0		0	0	0
Undervotes	246		5	116	125

Precinct 0058

REP Judge, Ct of Crim App, PI 7

Vote For 1

	TOTAL	VOTE %	Absentee	Early Voting	Election Day
Gina Parker	529	74.61%	7	327	195
Barbara Parker Hervey	180	25.39%	3	82	95
Total Votes Cast	709	100.00%	10	409	290
Overvotes	0		0	0	0
Undervotes	270		7	129	134

REP Judge, Ct of Crim App, PI 8

Vote For 1

	TOTAL	VOTE %	Absentee	Early Voting	Election Day
Lee Finley	387	58.73%	4	221	162
Michelle Slaughter	272	41.27%	4	145	123
Total Votes Cast	659	100.00%	8	366	285
Overvotes	0		0	0	0
Undervotes	320		9	172	139

REP State Representative, Dist 6

Vote For 1

	TOTAL	VOTE %	Absentee	Early Voting	Election Day
Daniel Alders	681	100.00%	11	380	290
Total Votes Cast	681	100.00%	11	380	290
Overvotes	0		0	0	0
Undervotes	298		6	158	134

REP Justice, 12th Ct of Appeals District, PI 3

Vote For 1

	TOTAL	VOTE %	Absentee	Early Voting	Election Day
Greg Neeley	664	100.00%	15	364	285
Total Votes Cast	664	100.00%	15	364	285
Overvotes	0		0	0	0
Undervotes	315		2	174	139

REP Dist Judge, 7th Judicial Dist

Vote For 1

	TOTAL	VOTE %	Absentee	Early Voting	Election Day
Kerry L. Russell	721	100.00%	15	401	305
Total Votes Cast	721	100.00%	15	401	305
Overvotes	0		0	0	0
Undervotes	258		2	137	119

Precinct 0058

REP Dist Judge, 114th Judicial Dist

Vote For 1

	TOTAL	VOTE %	Absentee	Early Voting	Election Day
Austin Reeve Jackson	715	100.00%	15	403	297
Total Votes Cast	715	100.00%	15	403	297
Overvotes	0		0	0	0
Undervotes	264		2	135	127

REP Dist Judge, 475th Judicial Dist

Vote For 1

	TOTAL	VOTE %	Absentee	Early Voting	Election Day
Taylor Heaton	705	100.00%	15	391	299
Total Votes Cast	705	100.00%	15	391	299
Overvotes	0		0	0	0
Undervotes	274		2	147	125

REP Judge, Co Court at Law No. 2, Unexp

Vote For 1

	TOTAL	VOTE %	Absentee	Early Voting	Election Day
Sara Maynard	403	47.75%	5	248	150
Amy McCullough	441	52.25%	9	233	199
Total Votes Cast	844	100.00%	14	481	349
Overvotes	0		0	0	0
Undervotes	135		3	57	75

REP Sheriff

Vote For 1

	TOTAL	VOTE %	Absentee	Early Voting	Election Day
Chris V Green	286	31.29%	3	172	111
Larry R. Smith	628	68.71%	12	346	270
Total Votes Cast	914	100.00%	15	518	381
Overvotes	0		0	0	0
Undervotes	65		2	20	43

REP County Tax Assessor-Collector

Vote For 1

	TOTAL	VOTE %	Absentee	Early Voting	Election Day
Gary B Barber	764	100.00%	15	426	323
Total Votes Cast	764	100.00%	15	426	323
Overvotes	0		0	0	0
Undervotes	215		2	112	101

Precinct 0058

REP County Commissioner Pct 1

Vote For 1

	TOTAL	VOTE %		Absentee	Early Voting	Election Day
Christina Drewry	424	53.27%	<div style="width: 53.27%;"><div style="width: 53.27%;"></div></div>	7	247	170
Pam Frederick	372	46.73%	<div style="width: 46.73%;"><div style="width: 46.73%;"></div></div>	6	205	161
Total Votes Cast	796	100.00%	<div style="width: 100.00%;"><div style="width: 100.00%;"></div></div>	13	452	331
Overvotes	0			0	0	0
Undervotes	183			4	86	93

REP Constable Pct 2

Vote For 1

	TOTAL	VOTE %		Absentee	Early Voting	Election Day
Wayne Allen	684	100.00%	<div style="width: 100.00%;"><div style="width: 100.00%;"></div></div>	9	385	290
Total Votes Cast	684	100.00%	<div style="width: 100.00%;"><div style="width: 100.00%;"></div></div>	9	385	290
Overvotes	0			0	0	0
Undervotes	295			8	153	134

REP County Chair

Vote For 1

	TOTAL	VOTE %		Absentee	Early Voting	Election Day
David Stein	521	72.97%	<div style="width: 72.97%;"><div style="width: 72.97%;"></div></div>	11	292	218
Kevin McCall	193	27.03%	<div style="width: 27.03%;"><div style="width: 27.03%;"></div></div>	1	107	85
Total Votes Cast	714	100.00%	<div style="width: 100.00%;"><div style="width: 100.00%;"></div></div>	12	399	303
Overvotes	0			0	0	0
Undervotes	265			5	139	121

REP Proposition 1

Vote For 1

	TOTAL	VOTE %		Absentee	Early Voting	Election Day
YES	710	76.10%	<div style="width: 76.10%;"><div style="width: 76.10%;"></div></div>	10	388	312
NO	223	23.90%	<div style="width: 23.90%;"><div style="width: 23.90%;"></div></div>	7	130	86
Total Votes Cast	933	100.00%	<div style="width: 100.00%;"><div style="width: 100.00%;"></div></div>	17	518	398
Overvotes	0			0	0	0
Undervotes	46			0	20	26

REP Proposition 2

Vote For 1

	TOTAL	VOTE %		Absentee	Early Voting	Election Day
YES	886	92.58%	<div style="width: 92.58%;"><div style="width: 92.58%;"></div></div>	17	499	370
NO	71	7.42%	<div style="width: 7.42%;"><div style="width: 7.42%;"></div></div>	0	32	39
Total Votes Cast	957	100.00%	<div style="width: 100.00%;"><div style="width: 100.00%;"></div></div>	17	531	409
Overvotes	0			0	0	0
Undervotes	22			0	7	15

Precinct 0058

REP Proposition 3

Vote For 1

	TOTAL	VOTE %	Absentee	Early Voting	Election Day
YES	864	91.82%	17	493	354
NO	77	8.18%	0	33	44
Total Votes Cast	941	100.00%	17	526	398
Overvotes	0		0	0	0
Undervotes	38		0	12	26

REP Proposition 4

Vote For 1

	TOTAL	VOTE %	Absentee	Early Voting	Election Day
YES	839	89.35%	15	479	345
NO	100	10.65%	2	42	56
Total Votes Cast	939	100.00%	17	521	401
Overvotes	0		0	0	0
Undervotes	40		0	17	23

REP Proposition 5

Vote For 1

	TOTAL	VOTE %	Absentee	Early Voting	Election Day
YES	815	86.24%	17	462	336
NO	130	13.76%	0	63	67
Total Votes Cast	945	100.00%	17	525	403
Overvotes	0		0	0	0
Undervotes	34		0	13	21

REP Proposition 6

Vote For 1

	TOTAL	VOTE %	Absentee	Early Voting	Election Day
YES	810	86.63%	14	451	345
NO	125	13.37%	3	66	56
Total Votes Cast	935	100.00%	17	517	401
Overvotes	0		0	0	0
Undervotes	44		0	21	23

REP Proposition 7

Vote For 1

	TOTAL	VOTE %	Absentee	Early Voting	Election Day
YES	698	79.77%	14	390	294
NO	177	20.23%	3	98	76
Total Votes Cast	875	100.00%	17	488	370
Overvotes	0		0	0	0
Undervotes	104		0	50	54

Precinct 0058

REP Proposition 8

Vote For 1

	TOTAL	VOTE %	Absentee	Early Voting	Election Day
YES	881	92.74%	16	486	379
NO	69	7.26%	1	40	28
Total Votes Cast	950	100.00%	17	526	407
Overvotes	0		0	0	0
Undervotes	29		0	12	17

REP Proposition 9

Vote For 1

	TOTAL	VOTE %	Absentee	Early Voting	Election Day
YES	713	76.91%	17	402	294
NO	214	23.09%	0	115	99
Total Votes Cast	927	100.00%	17	517	393
Overvotes	0		0	0	0
Undervotes	52		0	21	31

REP Proposition 10

Vote For 1

	TOTAL	VOTE %	Absentee	Early Voting	Election Day
YES	838	89.91%	16	467	355
NO	94	10.09%	0	51	43
Total Votes Cast	932	100.00%	16	518	398
Overvotes	0		0	0	0
Undervotes	47		1	20	26

REP Proposition 11

Vote For 1

	TOTAL	VOTE %	Absentee	Early Voting	Election Day
YES	761	81.04%	16	417	328
NO	178	18.96%	1	102	75
Total Votes Cast	939	100.00%	17	519	403
Overvotes	0		0	0	0
Undervotes	40		0	19	21

REP Proposition 12

Vote For 1

	TOTAL	VOTE %	Absentee	Early Voting	Election Day
YES	925	95.95%	17	513	395
NO	39	4.05%	0	20	19
Total Votes Cast	964	100.00%	17	533	414
Overvotes	0		0	0	0
Undervotes	15		0	5	10

Precinct 0058

REP Proposition 13

Vote For 1

	TOTAL	VOTE %	Absentee	Early Voting	Election Day
YES	916	95.82%	17	510	389
NO	40	4.18%	0	19	21
Total Votes Cast	956	100.00%	17	529	410
Overvotes	0		0	0	0
Undervotes	23		0	9	14

DEM President

Vote For 1

	TOTAL	VOTE %	Absentee	Early Voting	Election Day
Gabriel A. Cornejo	3	2.05%	0	2	1
Joseph R. Biden Jr.	131	89.73%	5	78	48
Star Locke	1	0.68%	0	0	1
Dean Phillips	6	4.11%	0	5	1
Armando "Mando" Perez-Serrato	0	0.00%	0	0	0
Marianne Williamson	4	2.74%	0	2	2
Frankie Lozada	0	0.00%	0	0	0
Cenk Uygur	1	0.68%	0	1	0
Total Votes Cast	146	100.00%	5	88	53
Overvotes	0		0	0	0
Undervotes	5		0	4	1

DEM US Senator

Vote For 1

	TOTAL	VOTE %	Absentee	Early Voting	Election Day
Carl Oscar Sherman	18	13.85%	0	13	5
Meri Gomez	16	12.31%	0	11	5
Heli Rodriguez Prilliman	0	0.00%	0	0	0
Colin Allred	72	55.38%	3	44	25
Roland Gutierrez	10	7.69%	1	6	3
A. "Robert" Hassan	1	0.77%	0	1	0
Steven J. Keough	3	2.31%	0	2	1
Thierry Tchenko	1	0.77%	0	0	1
Mark Gonzalez	9	6.92%	0	5	4
Total Votes Cast	130	100.00%	4	82	44
Overvotes	0		0	0	0
Undervotes	21		1	10	10

Precinct 0058

DEM Railroad Commissioner

Vote For 1

	TOTAL	VOTE %	Absentee	Early Voting	Election Day
Katherine Culbert	76	60.32%	3	44	29
Bill Burch	50	39.68%	1	35	14
Total Votes Cast	126	100.00%	4	79	43
Overvotes	0		0	0	0
Undervotes	25		1	13	11

DEM Justice, Supreme Court, PI 2

Vote For 1

	TOTAL	VOTE %	Absentee	Early Voting	Election Day
DaSean Jones	73	62.39%	1	47	25
Randy Sarosdy	44	37.61%	2	29	13
Total Votes Cast	117	100.00%	3	76	38
Overvotes	0		0	0	0
Undervotes	34		2	16	16

DEM Justice, Supreme Court, PI 4

Vote For 1

	TOTAL	VOTE %	Absentee	Early Voting	Election Day
Christine Vinh Weems	99	100.00%	4	64	31
Total Votes Cast	99	100.00%	4	64	31
Overvotes	0		0	0	0
Undervotes	52		1	28	23

DEM Justice, Supreme Court, PI 6

Vote For 1

	TOTAL	VOTE %	Absentee	Early Voting	Election Day
Joe Pool	30	24.79%	0	19	11
Bonnie Lee Goldstein	91	75.21%	3	58	30
Total Votes Cast	121	100.00%	3	77	41
Overvotes	0		0	0	0
Undervotes	30		2	15	13

DEM Presiding Judge, Ct of Crim App

Vote For 1

	TOTAL	VOTE %	Absentee	Early Voting	Election Day
Holly Taylor	106	100.00%	4	68	34
Total Votes Cast	106	100.00%	4	68	34
Overvotes	0		0	0	0
Undervotes	45		1	24	20

Precinct 0058

DEM Judge, Ct of Crim App, PI 7

Vote For 1

	TOTAL	VOTE %	Absentee	Early Voting	Election Day
Nancy Mulder	105	100.00%	4	67	34
Total Votes Cast	105	100.00%	4	67	34
Overvotes	0		0	0	0
Undervotes	46		1	25	20

DEM Judge, Ct of Crim App, PI 8

Vote For 1

	TOTAL	VOTE %	Absentee	Early Voting	Election Day
Chika Anyiam	103	100.00%	4	65	34
Total Votes Cast	103	100.00%	4	65	34
Overvotes	0		0	0	0
Undervotes	48		1	27	20

DEM State Representative, Dist 6

Vote For 1

	TOTAL	VOTE %	Absentee	Early Voting	Election Day
Cody J Grace	113	100.00%	4	69	40
Total Votes Cast	113	100.00%	4	69	40
Overvotes	0		0	0	0
Undervotes	38		1	23	14

DEM County Chair

Vote For 1

	TOTAL	VOTE %	Absentee	Early Voting	Election Day
Hector Garza	110	100.00%	4	70	36
Total Votes Cast	110	100.00%	4	70	36
Overvotes	0		0	0	0
Undervotes	41		1	22	18

DEM Precinct Chair Pct 58

Vote For 1

	TOTAL	VOTE %	Absentee	Early Voting	Election Day
DG Montalvo	17	12.69%	0	11	6
Gayle Symonette	117	87.31%	4	74	39
Total Votes Cast	134	100.00%	4	85	45
Overvotes	0		0	0	0
Undervotes	17		1	7	9

Precinct 0059

Statistics	TOTAL	Absentee	Early Voting	Election Day
Registered Voters - Total	3,645			
Ballots Cast - Total	998	40	516	442
Ballots Cast - Republican Party	892	33	460	399
Ballots Cast - Democratic Party	106	7	56	43
Ballots Cast - Blank	0	0	0	0
Voter Turnout - Total	27.38%			
Voter Turnout - Republican Party	0.00%			
Voter Turnout - Democratic Party	0.00%			

REP President

Vote For 1

	TOTAL	VOTE %	Absentee	Early Voting	Election Day
Asa Hutchinson	2	0.23%	0	2	0
Donald J. Trump	686	77.25%	27	345	314
Ron DeSantis	23	2.59%	0	14	9
Vivek Ramaswamy	5	0.56%	0	0	5
David Stuckenberg	1	0.11%	0	1	0
Chris Christie	2	0.23%	0	2	0
Ryan L. Binkley	0	0.00%	0	0	0
Nikki Haley	150	16.89%	5	83	62
Uncommitted	19	2.14%	0	11	8
Total Votes Cast	888	100.00%	32	458	398
Overvotes	0		0	0	0
Undervotes	4		1	2	1

REP US Senator

Vote For 1

	TOTAL	VOTE %	Absentee	Early Voting	Election Day
R E (Rufus) Lopez	28	3.31%	0	13	15
Ted Cruz	791	93.50%	28	411	352
Holland "Redd" Gibson	27	3.19%	1	15	11
Total Votes Cast	846	100.00%	29	439	378
Overvotes	0		0	0	0
Undervotes	46		4	21	21

REP US Representative, Dist 1

Vote For 1

	TOTAL	VOTE %	Absentee	Early Voting	Election Day
Nathaniel Moran	694	100.00%	30	369	295
Total Votes Cast	694	100.00%	30	369	295
Overvotes	0		0	0	0
Undervotes	198		3	91	104

Precinct 0059

REP Railroad Commissioner

Vote For 1

	TOTAL	VOTE %	Absentee	Early Voting	Election Day
Corey Howell	38	5.17%	0	17	21
Petra Reyes	9	1.22%	1	4	4
Christie Clark	95	12.93%	2	53	40
James "Jim" Matlock	131	17.82%	4	56	71
Christi Craddick	462	62.86%	18	272	172
Total Votes Cast	735	100.00%	25	402	308
Overvotes	0		0	0	0
Undervotes	157		8	58	91

REP Justice, Supreme Court, PI 2

Vote For 1

	TOTAL	VOTE %	Absentee	Early Voting	Election Day
Jimmy Blacklock	625	100.00%	25	335	265
Total Votes Cast	625	100.00%	25	335	265
Overvotes	0		0	0	0
Undervotes	267		8	125	134

REP Justice, Supreme Court, PI 4

Vote For 1

	TOTAL	VOTE %	Absentee	Early Voting	Election Day
John Devine	403	60.97%	19	222	162
Brian Walker	258	39.03%	5	140	113
Total Votes Cast	661	100.00%	24	362	275
Overvotes	0		0	0	0
Undervotes	231		9	98	124

REP Justice, Supreme Court, PI 6

Vote For 1

	TOTAL	VOTE %	Absentee	Early Voting	Election Day
Jane Bland	557	100.00%	23	302	232
Total Votes Cast	557	100.00%	23	302	232
Overvotes	0		0	0	0
Undervotes	335		10	158	167

REP Presiding Judge, Ct of Crim App

Vote For 1

	TOTAL	VOTE %	Absentee	Early Voting	Election Day
David J. Schenck	479	70.23%	16	258	205
Sharon Keller	203	29.77%	8	115	80
Total Votes Cast	682	100.00%	24	373	285
Overvotes	0		0	0	0
Undervotes	210		9	87	114

Precinct 0059

REP Judge, Ct of Crim App, PI 7

Vote For 1

	TOTAL	VOTE %	Absentee	Early Voting	Election Day
Gina Parker	507	75.67%	18	288	201
Barbara Parker Hervey	163	24.33%	6	73	84
Total Votes Cast	670	100.00%	24	361	285
Overvotes	0		0	0	0
Undervotes	222		9	99	114

REP Judge, Ct of Crim App, PI 8

Vote For 1

	TOTAL	VOTE %	Absentee	Early Voting	Election Day
Lee Finley	297	50.68%	9	152	136
Michelle Slaughter	289	49.32%	12	163	114
Total Votes Cast	586	100.00%	21	315	250
Overvotes	0		0	0	0
Undervotes	306		12	145	149

REP State Representative, Dist 6

Vote For 1

	TOTAL	VOTE %	Absentee	Early Voting	Election Day
Daniel Alders	605	100.00%	25	328	252
Total Votes Cast	605	100.00%	25	328	252
Overvotes	0		0	0	0
Undervotes	287		8	132	147

REP Justice, 12th Ct of Appeals District, PI 3

Vote For 1

	TOTAL	VOTE %	Absentee	Early Voting	Election Day
Greg Neeley	597	100.00%	25	321	251
Total Votes Cast	597	100.00%	25	321	251
Overvotes	0		0	0	0
Undervotes	295		8	139	148

REP Dist Judge, 7th Judicial Dist

Vote For 1

	TOTAL	VOTE %	Absentee	Early Voting	Election Day
Kerry L. Russell	639	100.00%	26	335	278
Total Votes Cast	639	100.00%	26	335	278
Overvotes	0		0	0	0
Undervotes	253		7	125	121

Precinct 0059

REP Dist Judge, 114th Judicial Dist

Vote For 1

	TOTAL	VOTE %	Absentee	Early Voting	Election Day
Austin Reeve Jackson	641	100.00%	25	337	279
Total Votes Cast	641	100.00%	25	337	279
Overvotes	0		0	0	0
Undervotes	251		8	123	120

REP Dist Judge, 475th Judicial Dist

Vote For 1

	TOTAL	VOTE %	Absentee	Early Voting	Election Day
Taylor Heaton	628	100.00%	25	328	275
Total Votes Cast	628	100.00%	25	328	275
Overvotes	0		0	0	0
Undervotes	264		8	132	124

REP Judge, Co Court at Law No. 2, Unexp

Vote For 1

	TOTAL	VOTE %	Absentee	Early Voting	Election Day
Sara Maynard	394	49.81%	14	207	173
Amy McCullough	397	50.19%	13	212	172
Total Votes Cast	791	100.00%	27	419	345
Overvotes	0		0	0	0
Undervotes	101		6	41	54

REP Sheriff

Vote For 1

	TOTAL	VOTE %	Absentee	Early Voting	Election Day
Chris V Green	225	26.44%	3	105	117
Larry R. Smith	626	73.56%	26	341	259
Total Votes Cast	851	100.00%	29	446	376
Overvotes	0		0	0	0
Undervotes	41		4	14	23

REP County Tax Assessor-Collector

Vote For 1

	TOTAL	VOTE %	Absentee	Early Voting	Election Day
Gary B Barber	714	100.00%	30	379	305
Total Votes Cast	714	100.00%	30	379	305
Overvotes	0		0	0	0
Undervotes	178		3	81	94

Precinct 0059

REP Constable Pct 3

Vote For 1

	TOTAL	VOTE %	Absentee	Early Voting	Election Day
Jim Blackmon	608	100.00%	25	325	258
Total Votes Cast	608	100.00%	25	325	258
Overvotes	0		0	0	0
Undervotes	284		8	135	141

REP County Chair

Vote For 1

	TOTAL	VOTE %	Absentee	Early Voting	Election Day
David Stein	507	77.05%	18	268	221
Kevin McCall	151	22.95%	2	79	70
Total Votes Cast	658	100.00%	20	347	291
Overvotes	0		0	0	0
Undervotes	234		13	113	108

REP Proposition 1

Vote For 1

	TOTAL	VOTE %	Absentee	Early Voting	Election Day
YES	640	77.02%	20	325	295
NO	191	22.98%	11	109	71
Total Votes Cast	831	100.00%	31	434	366
Overvotes	0		0	0	0
Undervotes	61		2	26	33

REP Proposition 2

Vote For 1

	TOTAL	VOTE %	Absentee	Early Voting	Election Day
YES	815	94.33%	30	423	362
NO	49	5.67%	3	26	20
Total Votes Cast	864	100.00%	33	449	382
Overvotes	0		0	0	0
Undervotes	28		0	11	17

REP Proposition 3

Vote For 1

	TOTAL	VOTE %	Absentee	Early Voting	Election Day
YES	781	90.81%	30	411	340
NO	79	9.19%	2	37	40
Total Votes Cast	860	100.00%	32	448	380
Overvotes	0		0	0	0
Undervotes	32		1	12	19

Precinct 0059

REP Proposition 4

Vote For 1

	TOTAL	VOTE %	Absentee	Early Voting	Election Day
YES	777	90.45%	29	406	342
NO	82	9.55%	3	41	38
Total Votes Cast	859	100.00%	32	447	380
Overvotes	0		0	0	0
Undervotes	33		1	13	19

REP Proposition 5

Vote For 1

	TOTAL	VOTE %	Absentee	Early Voting	Election Day
YES	739	86.64%	25	384	330
NO	114	13.36%	7	56	51
Total Votes Cast	853	100.00%	32	440	381
Overvotes	0		0	0	0
Undervotes	39		1	20	18

REP Proposition 6

Vote For 1

	TOTAL	VOTE %	Absentee	Early Voting	Election Day
YES	751	88.46%	26	393	332
NO	98	11.54%	6	50	42
Total Votes Cast	849	100.00%	32	443	374
Overvotes	0		0	0	0
Undervotes	43		1	17	25

REP Proposition 7

Vote For 1

	TOTAL	VOTE %	Absentee	Early Voting	Election Day
YES	651	81.27%	21	342	288
NO	150	18.73%	8	80	62
Total Votes Cast	801	100.00%	29	422	350
Overvotes	0		0	0	0
Undervotes	91		4	38	49

REP Proposition 8

Vote For 1

	TOTAL	VOTE %	Absentee	Early Voting	Election Day
YES	813	93.56%	30	425	358
NO	56	6.44%	3	26	27
Total Votes Cast	869	100.00%	33	451	385
Overvotes	0		0	0	0
Undervotes	23		0	9	14

Precinct 0059

REP Proposition 9

Vote For 1

	TOTAL	VOTE %		Absentee	Early Voting	Election Day
YES	666	78.63%	<div style="width: 78.63%;"><div style="width: 78.63%;"></div></div>	26	359	281
NO	181	21.37%	<div style="width: 21.37%;"><div style="width: 21.37%;"></div></div>	7	84	90
Total Votes Cast	847	100.00%	<div style="width: 100.00%;"><div style="width: 100.00%;"></div></div>	33	443	371
Overvotes	0			0	0	0
Undervotes	45			0	17	28

REP Proposition 10

Vote For 1

	TOTAL	VOTE %		Absentee	Early Voting	Election Day
YES	777	91.52%	<div style="width: 91.52%;"><div style="width: 91.52%;"></div></div>	26	405	346
NO	72	8.48%	<div style="width: 8.48%;"><div style="width: 8.48%;"></div></div>	5	41	26
Total Votes Cast	849	100.00%	<div style="width: 100.00%;"><div style="width: 100.00%;"></div></div>	31	446	372
Overvotes	0			0	0	0
Undervotes	43			2	14	27

REP Proposition 11

Vote For 1

	TOTAL	VOTE %		Absentee	Early Voting	Election Day
YES	690	80.42%	<div style="width: 80.42%;"><div style="width: 80.42%;"></div></div>	24	356	310
NO	168	19.58%	<div style="width: 19.58%;"><div style="width: 19.58%;"></div></div>	9	89	70
Total Votes Cast	858	100.00%	<div style="width: 100.00%;"><div style="width: 100.00%;"></div></div>	33	445	380
Overvotes	0			0	0	0
Undervotes	34			0	15	19

REP Proposition 12

Vote For 1

	TOTAL	VOTE %		Absentee	Early Voting	Election Day
YES	850	97.48%	<div style="width: 97.48%;"><div style="width: 97.48%;"></div></div>	31	440	379
NO	22	2.52%	<div style="width: 2.52%;"><div style="width: 2.52%;"></div></div>	2	14	6
Total Votes Cast	872	100.00%	<div style="width: 100.00%;"><div style="width: 100.00%;"></div></div>	33	454	385
Overvotes	0			0	0	0
Undervotes	20			0	6	14

REP Proposition 13

Vote For 1

	TOTAL	VOTE %		Absentee	Early Voting	Election Day
YES	847	97.36%	<div style="width: 97.36%;"><div style="width: 97.36%;"></div></div>	31	438	378
NO	23	2.64%	<div style="width: 2.64%;"><div style="width: 2.64%;"></div></div>	2	15	6
Total Votes Cast	870	100.00%	<div style="width: 100.00%;"><div style="width: 100.00%;"></div></div>	33	453	384
Overvotes	0			0	0	0
Undervotes	22			0	7	15

Precinct 0059

DEM President

Vote For 1

	TOTAL	VOTE %	Absentee	Early Voting	Election Day
Gabriel A. Cornejo	1	0.96%	0	0	1
Joseph R. Biden Jr.	96	92.31%	7	52	37
Star Locke	1	0.96%	0	1	0
Dean Phillips	3	2.88%	0	2	1
Armando "Mando" Perez-Serrato	2	1.92%	0	1	1
Marianne Williamson	0	0.00%	0	0	0
Frankie Lozada	0	0.00%	0	0	0
Cenk Uygur	1	0.96%	0	0	1
Total Votes Cast	104	100.00%	7	56	41
Overvotes	0		0	0	0
Undervotes	2		0	0	2

DEM US Senator

Vote For 1

	TOTAL	VOTE %	Absentee	Early Voting	Election Day
Carl Oscar Sherman	8	8.25%	0	3	5
Meri Gomez	0	0.00%	0	0	0
Heli Rodriguez Prilliman	0	0.00%	0	0	0
Colin Allred	58	59.79%	6	33	19
Roland Gutierrez	14	14.43%	0	10	4
A. "Robert" Hassan	5	5.15%	1	1	3
Steven J. Keough	3	3.09%	0	2	1
Thierry Tchenko	1	1.03%	0	1	0
Mark Gonzalez	8	8.25%	0	2	6
Total Votes Cast	97	100.00%	7	52	38
Overvotes	0		0	0	0
Undervotes	9		0	4	5

DEM Railroad Commissioner

Vote For 1

	TOTAL	VOTE %	Absentee	Early Voting	Election Day
Katherine Culbert	56	60.87%	6	23	27
Bill Burch	36	39.13%	1	24	11
Total Votes Cast	92	100.00%	7	47	38
Overvotes	0		0	0	0
Undervotes	14		0	9	5

Precinct 0059

DEM Justice, Supreme Court, PI 2

Vote For 1

	TOTAL	VOTE %	Absentee	Early Voting	Election Day
DaSean Jones	50	57.47%	2	24	24
Randy Sarosdy	37	42.53%	5	23	9
Total Votes Cast	87	100.00%	7	47	33
Overvotes	0		0	0	0
Undervotes	19		0	9	10

DEM Justice, Supreme Court, PI 4

Vote For 1

	TOTAL	VOTE %	Absentee	Early Voting	Election Day
Christine Vinh Weems	88	100.00%	7	46	35
Total Votes Cast	88	100.00%	7	46	35
Overvotes	0		0	0	0
Undervotes	18		0	10	8

DEM Justice, Supreme Court, PI 6

Vote For 1

	TOTAL	VOTE %	Absentee	Early Voting	Election Day
Joe Pool	28	31.11%	1	16	11
Bonnie Lee Goldstein	62	68.89%	6	31	25
Total Votes Cast	90	100.00%	7	47	36
Overvotes	0		0	0	0
Undervotes	16		0	9	7

DEM Presiding Judge, Ct of Crim App

Vote For 1

	TOTAL	VOTE %	Absentee	Early Voting	Election Day
Holly Taylor	87	100.00%	7	46	34
Total Votes Cast	87	100.00%	7	46	34
Overvotes	0		0	0	0
Undervotes	19		0	10	9

DEM Judge, Ct of Crim App, PI 7

Vote For 1

	TOTAL	VOTE %	Absentee	Early Voting	Election Day
Nancy Mulder	87	100.00%	7	47	33
Total Votes Cast	87	100.00%	7	47	33
Overvotes	0		0	0	0
Undervotes	19		0	9	10

Precinct 0059

DEM Judge, Ct of Crim App, PI 8

Vote For 1

	TOTAL	VOTE %	Absentee	Early Voting	Election Day
Chika Anyiam	87	100.00%	7	46	34
Total Votes Cast	87	100.00%	7	46	34
Overvotes	0		0	0	0
Undervotes	19		0	10	9

DEM State Representative, Dist 6

Vote For 1

	TOTAL	VOTE %	Absentee	Early Voting	Election Day
Cody J Grace	92	100.00%	7	49	36
Total Votes Cast	92	100.00%	7	49	36
Overvotes	0		0	0	0
Undervotes	14		0	7	7

DEM County Chair

Vote For 1

	TOTAL	VOTE %	Absentee	Early Voting	Election Day
Hector Garza	93	100.00%	7	49	37
Total Votes Cast	93	100.00%	7	49	37
Overvotes	0		0	0	0
Undervotes	13		0	7	6

Precinct 0060

Statistics

	TOTAL	Absentee	Early Voting	Election Day
Registered Voters - Total	860			
Ballots Cast - Total	51	3	28	20
Ballots Cast - Republican Party	33	0	17	16
Ballots Cast - Democratic Party	18	3	11	4
Ballots Cast - Blank	1	0	1	0
Voter Turnout - Total	5.93%			
Voter Turnout - Republican Party	0.00%			
Voter Turnout - Democratic Party	0.00%			

REP President

Vote For 1

	TOTAL	VOTE %	Absentee	Early Voting	Election Day
Asa Hutchinson	0	0.00%	0	0	0
Donald J. Trump	28	87.50%	0	15	13
Ron DeSantis	1	3.12%	0	0	1
Vivek Ramaswamy	0	0.00%	0	0	0
David Stuckenberg	0	0.00%	0	0	0
Chris Christie	0	0.00%	0	0	0
Ryan L. Binkley	0	0.00%	0	0	0
Nikki Haley	3	9.38%	0	2	1
Uncommitted	0	0.00%	0	0	0
Total Votes Cast	32	100.00%	0	17	15
Overvotes	0		0	0	0
Undervotes	1		0	0	1

REP US Senator

Vote For 1

	TOTAL	VOTE %	Absentee	Early Voting	Election Day
R E (Rufus) Lopez	1	3.33%	0	0	1
Ted Cruz	28	93.33%	0	15	13
Holland "Redd" Gibson	1	3.33%	0	1	0
Total Votes Cast	30	100.00%	0	16	14
Overvotes	0		0	0	0
Undervotes	3		0	1	2

REP US Representative, Dist 1

Vote For 1

	TOTAL	VOTE %	Absentee	Early Voting	Election Day
Nathaniel Moran	27	100.00%	0	14	13
Total Votes Cast	27	100.00%	0	14	13
Overvotes	0		0	0	0
Undervotes	6		0	3	3

Precinct 0060

REP Railroad Commissioner

Vote For 1

	TOTAL	VOTE %	Absentee	Early Voting	Election Day
Corey Howell	4	14.81%	0	2	2
Petra Reyes	0	0.00%	0	0	0
Christie Clark	8	29.63%	0	6	2
James "Jim" Matlock	7	25.93%	0	2	5
Christi Craddick	8	29.63%	0	3	5
Total Votes Cast	27	100.00%	0	13	14
Overvotes	0		0	0	0
Undervotes	6		0	4	2

REP Justice, Supreme Court, PI 2

Vote For 1

	TOTAL	VOTE %	Absentee	Early Voting	Election Day
Jimmy Blacklock	21	100.00%	0	12	9
Total Votes Cast	21	100.00%	0	12	9
Overvotes	0		0	0	0
Undervotes	12		0	5	7

REP Justice, Supreme Court, PI 4

Vote For 1

	TOTAL	VOTE %	Absentee	Early Voting	Election Day
John Devine	8	32.00%	0	4	4
Brian Walker	17	68.00%	0	8	9
Total Votes Cast	25	100.00%	0	12	13
Overvotes	0		0	0	0
Undervotes	8		0	5	3

REP Justice, Supreme Court, PI 6

Vote For 1

	TOTAL	VOTE %	Absentee	Early Voting	Election Day
Jane Bland	20	100.00%	0	12	8
Total Votes Cast	20	100.00%	0	12	8
Overvotes	0		0	0	0
Undervotes	13		0	5	8

REP Presiding Judge, Ct of Crim App

Vote For 1

	TOTAL	VOTE %	Absentee	Early Voting	Election Day
David J. Schenck	19	70.37%	0	9	10
Sharon Keller	8	29.63%	0	4	4
Total Votes Cast	27	100.00%	0	13	14
Overvotes	0		0	0	0
Undervotes	6		0	4	2

Precinct 0060

REP Judge, Ct of Crim App, PI 7

Vote For 1

	TOTAL	VOTE %	Absentee	Early Voting	Election Day
Gina Parker	19	76.00%	0	9	10
Barbara Parker Hervey	6	24.00%	0	3	3
Total Votes Cast	25	100.00%	0	12	13
Overvotes	0		0	0	0
Undervotes	8		0	5	3

REP Judge, Ct of Crim App, PI 8

Vote For 1

	TOTAL	VOTE %	Absentee	Early Voting	Election Day
Lee Finley	11	45.83%	0	8	3
Michelle Slaughter	13	54.17%	0	4	9
Total Votes Cast	24	100.00%	0	12	12
Overvotes	0		0	0	0
Undervotes	9		0	5	4

REP State Representative, Dist 6

Vote For 1

	TOTAL	VOTE %	Absentee	Early Voting	Election Day
Daniel Alders	22	100.00%	0	12	10
Total Votes Cast	22	100.00%	0	12	10
Overvotes	0		0	0	0
Undervotes	11		0	5	6

REP Justice, 12th Ct of Appeals District, PI 3

Vote For 1

	TOTAL	VOTE %	Absentee	Early Voting	Election Day
Greg Neeley	20	100.00%	0	12	8
Total Votes Cast	20	100.00%	0	12	8
Overvotes	0		0	0	0
Undervotes	13		0	5	8

REP Dist Judge, 7th Judicial Dist

Vote For 1

	TOTAL	VOTE %	Absentee	Early Voting	Election Day
Kerry L. Russell	26	100.00%	0	12	14
Total Votes Cast	26	100.00%	0	12	14
Overvotes	0		0	0	0
Undervotes	7		0	5	2

Precinct 0060

REP Dist Judge, 114th Judicial Dist

Vote For 1

	TOTAL	VOTE %	Absentee	Early Voting	Election Day
Austin Reeve Jackson	22	100.00%	0	11	11
Total Votes Cast	22	100.00%	0	11	11
Overvotes	0		0	0	0
Undervotes	11		0	6	5

REP Dist Judge, 475th Judicial Dist

Vote For 1

	TOTAL	VOTE %	Absentee	Early Voting	Election Day
Taylor Heaton	23	100.00%	0	11	12
Total Votes Cast	23	100.00%	0	11	12
Overvotes	0		0	0	0
Undervotes	10		0	6	4

REP Judge, Co Court at Law No. 2, Unexp

Vote For 1

	TOTAL	VOTE %	Absentee	Early Voting	Election Day
Sara Maynard	18	66.67%	0	7	11
Amy McCullough	9	33.33%	0	5	4
Total Votes Cast	27	100.00%	0	12	15
Overvotes	0		0	0	0
Undervotes	6		0	5	1

REP Sheriff

Vote For 1

	TOTAL	VOTE %	Absentee	Early Voting	Election Day
Chris V Green	10	31.25%	0	6	4
Larry R. Smith	22	68.75%	0	11	11
Total Votes Cast	32	100.00%	0	17	15
Overvotes	0		0	0	0
Undervotes	1		0	0	1

REP County Tax Assessor-Collector

Vote For 1

	TOTAL	VOTE %	Absentee	Early Voting	Election Day
Gary B Barber	27	100.00%	0	13	14
Total Votes Cast	27	100.00%	0	13	14
Overvotes	0		0	0	0
Undervotes	6		0	4	2

Precinct 0060

REP Constable Pct 4

Vote For 1

	TOTAL	VOTE %	Absentee	Early Voting	Election Day
Josh Joplin	24	100.00%	0	14	10
Total Votes Cast	24	100.00%	0	14	10
Overvotes	0		0	0	0
Undervotes	9		0	3	6

REP County Chair

Vote For 1

	TOTAL	VOTE %	Absentee	Early Voting	Election Day
David Stein	13	56.52%	0	9	4
Kevin McCall	10	43.48%	0	3	7
Total Votes Cast	23	100.00%	0	12	11
Overvotes	0		0	0	0
Undervotes	10		0	5	5

REP Proposition 1

Vote For 1

	TOTAL	VOTE %	Absentee	Early Voting	Election Day
YES	32	100.00%	0	16	16
NO	0	0.00%	0	0	0
Total Votes Cast	32	100.00%	0	16	16
Overvotes	0		0	0	0
Undervotes	1		0	1	0

REP Proposition 2

Vote For 1

	TOTAL	VOTE %	Absentee	Early Voting	Election Day
YES	31	93.94%	0	16	15
NO	2	6.06%	0	1	1
Total Votes Cast	33	100.00%	0	17	16
Overvotes	0		0	0	0
Undervotes	0		0	0	0

REP Proposition 3

Vote For 1

	TOTAL	VOTE %	Absentee	Early Voting	Election Day
YES	29	87.88%	0	15	14
NO	4	12.12%	0	2	2
Total Votes Cast	33	100.00%	0	17	16
Overvotes	0		0	0	0
Undervotes	0		0	0	0

Precinct 0060

REP Proposition 4

Vote For 1

	TOTAL	VOTE %	Absentee	Early Voting	Election Day
YES	29	87.88%	0	16	13
NO	4	12.12%	0	1	3
Total Votes Cast	33	100.00%	0	17	16
Overvotes	0		0	0	0
Undervotes	0		0	0	0

REP Proposition 5

Vote For 1

	TOTAL	VOTE %	Absentee	Early Voting	Election Day
YES	26	81.25%	0	13	13
NO	6	18.75%	0	3	3
Total Votes Cast	32	100.00%	0	16	16
Overvotes	0		0	0	0
Undervotes	1		0	1	0

REP Proposition 6

Vote For 1

	TOTAL	VOTE %	Absentee	Early Voting	Election Day
YES	29	90.62%	0	15	14
NO	3	9.38%	0	1	2
Total Votes Cast	32	100.00%	0	16	16
Overvotes	0		0	0	0
Undervotes	1		0	1	0

REP Proposition 7

Vote For 1

	TOTAL	VOTE %	Absentee	Early Voting	Election Day
YES	27	90.00%	0	13	14
NO	3	10.00%	0	1	2
Total Votes Cast	30	100.00%	0	14	16
Overvotes	0		0	0	0
Undervotes	3		0	3	0

REP Proposition 8

Vote For 1

	TOTAL	VOTE %	Absentee	Early Voting	Election Day
YES	30	90.91%	0	15	15
NO	3	9.09%	0	2	1
Total Votes Cast	33	100.00%	0	17	16
Overvotes	0		0	0	0
Undervotes	0		0	0	0

Precinct 0060

REP Proposition 9

Vote For 1

	TOTAL	VOTE %	Absentee	Early Voting	Election Day
YES	23	71.88%	0	11	12
NO	9	28.12%	0	5	4
Total Votes Cast	32	100.00%	0	16	16
Overvotes	0		0	0	0
Undervotes	1		0	1	0

REP Proposition 10

Vote For 1

	TOTAL	VOTE %	Absentee	Early Voting	Election Day
YES	29	93.55%	0	15	14
NO	2	6.45%	0	0	2
Total Votes Cast	31	100.00%	0	15	16
Overvotes	0		0	0	0
Undervotes	2		0	2	0

REP Proposition 11

Vote For 1

	TOTAL	VOTE %	Absentee	Early Voting	Election Day
YES	31	93.94%	0	16	15
NO	2	6.06%	0	1	1
Total Votes Cast	33	100.00%	0	17	16
Overvotes	0		0	0	0
Undervotes	0		0	0	0

REP Proposition 12

Vote For 1

	TOTAL	VOTE %	Absentee	Early Voting	Election Day
YES	32	96.97%	0	17	15
NO	1	3.03%	0	0	1
Total Votes Cast	33	100.00%	0	17	16
Overvotes	0		0	0	0
Undervotes	0		0	0	0

REP Proposition 13

Vote For 1

	TOTAL	VOTE %	Absentee	Early Voting	Election Day
YES	31	93.94%	0	17	14
NO	2	6.06%	0	0	2
Total Votes Cast	33	100.00%	0	17	16
Overvotes	0		0	0	0
Undervotes	0		0	0	0

Precinct 0060

DEM President

Vote For 1

	TOTAL	VOTE %	Absentee	Early Voting	Election Day
Gabriel A. Cornejo	0	0.00%	0	0	0
Joseph R. Biden Jr.	13	76.47%	3	8	2
Star Locke	0	0.00%	0	0	0
Dean Phillips	3	17.65%	0	2	1
Armando "Mando" Perez-Serrato	1	5.88%	0	0	1
Marianne Williamson	0	0.00%	0	0	0
Frankie Lozada	0	0.00%	0	0	0
Cenk Uygur	0	0.00%	0	0	0
Total Votes Cast	17	100.00%	3	10	4
Overvotes	0		0	0	0
Undervotes	1		0	1	0

DEM US Senator

Vote For 1

	TOTAL	VOTE %	Absentee	Early Voting	Election Day
Carl Oscar Sherman	2	11.76%	1	1	0
Meri Gomez	3	17.65%	0	1	2
Heli Rodriguez Prilliman	1	5.88%	1	0	0
Colin Allred	6	35.29%	1	4	1
Roland Gutierrez	0	0.00%	0	0	0
A. "Robert" Hassan	0	0.00%	0	0	0
Steven J. Keough	0	0.00%	0	0	0
Thierry Tchenko	0	0.00%	0	0	0
Mark Gonzalez	5	29.41%	0	4	1
Total Votes Cast	17	100.00%	3	10	4
Overvotes	0		0	0	0
Undervotes	1		0	1	0

DEM Railroad Commissioner

Vote For 1

	TOTAL	VOTE %	Absentee	Early Voting	Election Day
Katherine Culbert	13	76.47%	2	8	3
Bill Burch	4	23.53%	1	2	1
Total Votes Cast	17	100.00%	3	10	4
Overvotes	0		0	0	0
Undervotes	1		0	1	0

Precinct 0060

DEM Justice, Supreme Court, PI 2

Vote For 1

	TOTAL	VOTE %	Absentee	Early Voting	Election Day
DaSean Jones	12	75.00%	2	8	2
Randy Sarosdy	4	25.00%	1	2	1
Total Votes Cast	16	100.00%	3	10	3
Overvotes	0		0	0	0
Undervotes	2		0	1	1

DEM Justice, Supreme Court, PI 4

Vote For 1

	TOTAL	VOTE %	Absentee	Early Voting	Election Day
Christine Vinh Weems	17	100.00%	3	10	4
Total Votes Cast	17	100.00%	3	10	4
Overvotes	0		0	0	0
Undervotes	1		0	1	0

DEM Justice, Supreme Court, PI 6

Vote For 1

	TOTAL	VOTE %	Absentee	Early Voting	Election Day
Joe Pool	9	56.25%	2	5	2
Bonnie Lee Goldstein	7	43.75%	1	4	2
Total Votes Cast	16	100.00%	3	9	4
Overvotes	0		0	0	0
Undervotes	2		0	2	0

DEM Presiding Judge, Ct of Crim App

Vote For 1

	TOTAL	VOTE %	Absentee	Early Voting	Election Day
Holly Taylor	14	100.00%	3	8	3
Total Votes Cast	14	100.00%	3	8	3
Overvotes	0		0	0	0
Undervotes	4		0	3	1

DEM Judge, Ct of Crim App, PI 7

Vote For 1

	TOTAL	VOTE %	Absentee	Early Voting	Election Day
Nancy Mulder	13	100.00%	3	7	3
Total Votes Cast	13	100.00%	3	7	3
Overvotes	0		0	0	0
Undervotes	5		0	4	1

Precinct 0060

DEM Judge, Ct of Crim App, PI 8

Vote For 1

	TOTAL	VOTE %	Absentee	Early Voting	Election Day
Chika Anyiam	14	100.00%	3	8	3
Total Votes Cast	14	100.00%	3	8	3
Overvotes	0		0	0	0
Undervotes	4		0	3	1

DEM State Representative, Dist 6

Vote For 1

	TOTAL	VOTE %	Absentee	Early Voting	Election Day
Cody J Grace	15	100.00%	3	8	4
Total Votes Cast	15	100.00%	3	8	4
Overvotes	0		0	0	0
Undervotes	3		0	3	0

DEM County Chair

Vote For 1

	TOTAL	VOTE %	Absentee	Early Voting	Election Day
Hector Garza	15	100.00%	3	10	2
Total Votes Cast	15	100.00%	3	10	2
Overvotes	0		0	0	0
Undervotes	3		0	1	2

Precinct 0061

Statistics

	TOTAL	Absentee	Early Voting	Election Day
Registered Voters - Total	2,487			
Ballots Cast - Total	401	17	198	186
Ballots Cast - Republican Party	272	5	138	129
Ballots Cast - Democratic Party	129	12	60	57
Ballots Cast - Blank	0	0	0	0
Voter Turnout - Total	16.12%			
Voter Turnout - Republican Party	0.00%			
Voter Turnout - Democratic Party	0.00%			

REP President

Vote For 1

	TOTAL	VOTE %	Absentee	Early Voting	Election Day
Asa Hutchinson	2	0.74%	0	1	1
Donald J. Trump	201	74.17%	5	97	99
Ron DeSantis	2	0.74%	0	1	1
Vivek Ramaswamy	0	0.00%	0	0	0
David Stuckenberg	0	0.00%	0	0	0
Chris Christie	3	1.11%	0	2	1
Ryan L. Binkley	0	0.00%	0	0	0
Nikki Haley	54	19.93%	0	31	23
Uncommitted	9	3.32%	0	6	3
Total Votes Cast	271	100.00%	5	138	128
Overvotes	0		0	0	0
Undervotes	1		0	0	1

REP US Senator

Vote For 1

	TOTAL	VOTE %	Absentee	Early Voting	Election Day
R E (Rufus) Lopez	24	9.49%	0	8	16
Ted Cruz	215	84.98%	5	111	99
Holland "Redd" Gibson	14	5.53%	0	10	4
Total Votes Cast	253	100.00%	5	129	119
Overvotes	0		0	0	0
Undervotes	19		0	9	10

REP US Representative, Dist 1

Vote For 1

	TOTAL	VOTE %	Absentee	Early Voting	Election Day
Nathaniel Moran	193	100.00%	5	95	93
Total Votes Cast	193	100.00%	5	95	93
Overvotes	0		0	0	0
Undervotes	79		0	43	36

Precinct 0061

REP Railroad Commissioner

Vote For 1

	TOTAL	VOTE %	Absentee	Early Voting	Election Day
Corey Howell	23	10.13%	0	9	14
Petra Reyes	10	4.41%	0	4	6
Christie Clark	28	12.33%	0	11	17
James "Jim" Matlock	40	17.62%	2	16	22
Christi Craddick	126	55.51%	3	85	38
Total Votes Cast	227	100.00%	5	125	97
Overvotes	0		0	0	0
Undervotes	45		0	13	32

REP Justice, Supreme Court, PI 2

Vote For 1

	TOTAL	VOTE %	Absentee	Early Voting	Election Day
Jimmy Blacklock	178	100.00%	5	88	85
Total Votes Cast	178	100.00%	5	88	85
Overvotes	0		0	0	0
Undervotes	94		0	50	44

REP Justice, Supreme Court, PI 4

Vote For 1

	TOTAL	VOTE %	Absentee	Early Voting	Election Day
John Devine	112	54.37%	2	65	45
Brian Walker	94	45.63%	3	48	43
Total Votes Cast	206	100.00%	5	113	88
Overvotes	0		0	0	0
Undervotes	66		0	25	41

REP Justice, Supreme Court, PI 6

Vote For 1

	TOTAL	VOTE %	Absentee	Early Voting	Election Day
Jane Bland	149	100.00%	5	76	68
Total Votes Cast	149	100.00%	5	76	68
Overvotes	0		0	0	0
Undervotes	123		0	62	61

REP Presiding Judge, Ct of Crim App

Vote For 1

	TOTAL	VOTE %	Absentee	Early Voting	Election Day
David J. Schenck	135	63.38%	3	68	64
Sharon Keller	78	36.62%	2	48	28
Total Votes Cast	213	100.00%	5	116	92
Overvotes	0		0	0	0
Undervotes	59		0	22	37

Precinct 0061

REP Judge, Ct of Crim App, PI 7

Vote For 1

	TOTAL	VOTE %	Absentee	Early Voting	Election Day
Gina Parker	140	69.65%	3	75	62
Barbara Parker Hervey	61	30.35%	2	35	24
Total Votes Cast	201	100.00%	5	110	86
Overvotes	0		0	0	0
Undervotes	71		0	28	43

REP Judge, Ct of Crim App, PI 8

Vote For 1

	TOTAL	VOTE %	Absentee	Early Voting	Election Day
Lee Finley	85	45.70%	1	39	45
Michelle Slaughter	101	54.30%	2	60	39
Total Votes Cast	186	100.00%	3	99	84
Overvotes	0		0	0	0
Undervotes	86		2	39	45

REP State Representative, Dist 6

Vote For 1

	TOTAL	VOTE %	Absentee	Early Voting	Election Day
Daniel Alders	170	100.00%	5	86	79
Total Votes Cast	170	100.00%	5	86	79
Overvotes	0		0	0	0
Undervotes	102		0	52	50

REP Justice, 12th Ct of Appeals District, PI 3

Vote For 1

	TOTAL	VOTE %	Absentee	Early Voting	Election Day
Greg Neeley	168	100.00%	5	86	77
Total Votes Cast	168	100.00%	5	86	77
Overvotes	0		0	0	0
Undervotes	104		0	52	52

REP Dist Judge, 7th Judicial Dist

Vote For 1

	TOTAL	VOTE %	Absentee	Early Voting	Election Day
Kerry L. Russell	172	100.00%	5	86	81
Total Votes Cast	172	100.00%	5	86	81
Overvotes	0		0	0	0
Undervotes	100		0	52	48

Precinct 0061

REP Dist Judge, 114th Judicial Dist

Vote For 1

	TOTAL	VOTE %	Absentee	Early Voting	Election Day
Austin Reeve Jackson	177	100.00%	5	89	83
Total Votes Cast	177	100.00%	5	89	83
Overvotes	0		0	0	0
Undervotes	95		0	49	46

REP Dist Judge, 475th Judicial Dist

Vote For 1

	TOTAL	VOTE %	Absentee	Early Voting	Election Day
Taylor Heaton	166	100.00%	5	86	75
Total Votes Cast	166	100.00%	5	86	75
Overvotes	0		0	0	0
Undervotes	106		0	52	54

REP Judge, Co Court at Law No. 2, Unexp

Vote For 1

	TOTAL	VOTE %	Absentee	Early Voting	Election Day
Sara Maynard	128	54.70%	4	72	52
Amy McCullough	106	45.30%	1	51	54
Total Votes Cast	234	100.00%	5	123	106
Overvotes	0		0	0	0
Undervotes	38		0	15	23

REP Sheriff

Vote For 1

	TOTAL	VOTE %	Absentee	Early Voting	Election Day
Chris V Green	90	35.86%	2	43	45
Larry R. Smith	161	64.14%	3	87	71
Total Votes Cast	251	100.00%	5	130	116
Overvotes	0		0	0	0
Undervotes	21		0	8	13

REP County Tax Assessor-Collector

Vote For 1

	TOTAL	VOTE %	Absentee	Early Voting	Election Day
Gary B Barber	196	100.00%	5	98	93
Total Votes Cast	196	100.00%	5	98	93
Overvotes	0		0	0	0
Undervotes	76		0	40	36

Precinct 0061

REP County Commissioner Pct 3

Vote For 1

	TOTAL	VOTE %	Absentee	Early Voting	Election Day
Rusty Smith	46	20.91%	0	24	22
J. Scott Herod	105	47.73%	2	53	50
Terry Phillips	69	31.36%	3	41	25
Total Votes Cast	220	100.00%	5	118	97
Overvotes	0		0	0	0
Undervotes	52		0	20	32

REP County Chair

Vote For 1

	TOTAL	VOTE %	Absentee	Early Voting	Election Day
David Stein	144	70.94%	3	78	63
Kevin McCall	59	29.06%	1	26	32
Total Votes Cast	203	100.00%	4	104	95
Overvotes	0		0	0	0
Undervotes	69		1	34	34

REP Proposition 1

Vote For 1

	TOTAL	VOTE %	Absentee	Early Voting	Election Day
YES	199	77.43%	4	103	92
NO	58	22.57%	1	31	26
Total Votes Cast	257	100.00%	5	134	118
Overvotes	0		0	0	0
Undervotes	15		0	4	11

REP Proposition 2

Vote For 1

	TOTAL	VOTE %	Absentee	Early Voting	Election Day
YES	226	86.26%	4	114	108
NO	36	13.74%	1	20	15
Total Votes Cast	262	100.00%	5	134	123
Overvotes	0		0	0	0
Undervotes	10		0	4	6

REP Proposition 3

Vote For 1

	TOTAL	VOTE %	Absentee	Early Voting	Election Day
YES	214	84.25%	5	109	100
NO	40	15.75%	0	22	18
Total Votes Cast	254	100.00%	5	131	118
Overvotes	0		0	0	0
Undervotes	18		0	7	11

Precinct 0061

REP Proposition 4

Vote For 1

	TOTAL	VOTE %	Absentee	Early Voting	Election Day
YES	214	82.63%	5	111	98
NO	45	17.37%	0	23	22
Total Votes Cast	259	100.00%	5	134	120
Overvotes	0		0	0	0
Undervotes	13		0	4	9

REP Proposition 5

Vote For 1

	TOTAL	VOTE %	Absentee	Early Voting	Election Day
YES	201	76.72%	5	107	89
NO	61	23.28%	0	30	31
Total Votes Cast	262	100.00%	5	137	120
Overvotes	0		0	0	0
Undervotes	10		0	1	9

REP Proposition 6

Vote For 1

	TOTAL	VOTE %	Absentee	Early Voting	Election Day
YES	213	82.56%	4	114	95
NO	45	17.44%	1	20	24
Total Votes Cast	258	100.00%	5	134	119
Overvotes	0		0	0	0
Undervotes	14		0	4	10

REP Proposition 7

Vote For 1

	TOTAL	VOTE %	Absentee	Early Voting	Election Day
YES	185	76.13%	4	93	88
NO	58	23.87%	1	34	23
Total Votes Cast	243	100.00%	5	127	111
Overvotes	0		0	0	0
Undervotes	29		0	11	18

REP Proposition 8

Vote For 1

	TOTAL	VOTE %	Absentee	Early Voting	Election Day
YES	231	87.50%	5	115	111
NO	33	12.50%	0	21	12
Total Votes Cast	264	100.00%	5	136	123
Overvotes	0		0	0	0
Undervotes	8		0	2	6

Precinct 0061

REP Proposition 9

Vote For 1

	TOTAL	VOTE %		Absentee	Early Voting	Election Day
YES	172	67.19%	<div style="width: 67.19%;"><div style="width: 67.19%;"></div></div>	4	93	75
NO	84	32.81%	<div style="width: 32.81%;"><div style="width: 32.81%;"></div></div>	1	40	43
Total Votes Cast	256	100.00%	<div style="width: 100.00%;"><div style="width: 100.00%;"></div></div>	5	133	118
Overvotes	0			0	0	0
Undervotes	16			0	5	11

REP Proposition 10

Vote For 1

	TOTAL	VOTE %		Absentee	Early Voting	Election Day
YES	219	85.21%	<div style="width: 85.21%;"><div style="width: 85.21%;"></div></div>	4	109	106
NO	38	14.79%	<div style="width: 14.79%;"><div style="width: 14.79%;"></div></div>	1	24	13
Total Votes Cast	257	100.00%	<div style="width: 100.00%;"><div style="width: 100.00%;"></div></div>	5	133	119
Overvotes	0			0	0	0
Undervotes	15			0	5	10

REP Proposition 11

Vote For 1

	TOTAL	VOTE %		Absentee	Early Voting	Election Day
YES	203	77.48%	<div style="width: 77.48%;"><div style="width: 77.48%;"></div></div>	5	99	99
NO	59	22.52%	<div style="width: 22.52%;"><div style="width: 22.52%;"></div></div>	0	38	21
Total Votes Cast	262	100.00%	<div style="width: 100.00%;"><div style="width: 100.00%;"></div></div>	5	137	120
Overvotes	0			0	0	0
Undervotes	10			0	1	9

REP Proposition 12

Vote For 1

	TOTAL	VOTE %		Absentee	Early Voting	Election Day
YES	244	91.73%	<div style="width: 91.73%;"><div style="width: 91.73%;"></div></div>	5	124	115
NO	22	8.27%	<div style="width: 8.27%;"><div style="width: 8.27%;"></div></div>	0	12	10
Total Votes Cast	266	100.00%	<div style="width: 100.00%;"><div style="width: 100.00%;"></div></div>	5	136	125
Overvotes	0			0	0	0
Undervotes	6			0	2	4

REP Proposition 13

Vote For 1

	TOTAL	VOTE %		Absentee	Early Voting	Election Day
YES	247	94.64%	<div style="width: 94.64%;"><div style="width: 94.64%;"></div></div>	5	125	117
NO	14	5.36%	<div style="width: 5.36%;"><div style="width: 5.36%;"></div></div>	0	10	4
Total Votes Cast	261	100.00%	<div style="width: 100.00%;"><div style="width: 100.00%;"></div></div>	5	135	121
Overvotes	0			0	0	0
Undervotes	11			0	3	8

Precinct 0061

DEM President

Vote For 1

	TOTAL	VOTE %	Absentee	Early Voting	Election Day
Gabriel A. Cornejo	1	0.84%	0	1	0
Joseph R. Biden Jr.	105	88.24%	11	47	47
Star Locke	1	0.84%	0	1	0
Dean Phillips	5	4.20%	0	3	2
Armando "Mando" Perez-Serrato	0	0.00%	0	0	0
Marianne Williamson	6	5.04%	0	4	2
Frankie Lozada	0	0.00%	0	0	0
Cenk Uygur	1	0.84%	0	1	0
Total Votes Cast	119	100.00%	11	57	51
Overvotes	0		0	0	0
Undervotes	10		1	3	6

DEM US Senator

Vote For 1

	TOTAL	VOTE %	Absentee	Early Voting	Election Day
Carl Oscar Sherman	12	10.00%	2	6	4
Meri Gomez	8	6.67%	1	4	3
Heli Rodriguez Prilliman	5	4.17%	0	2	3
Colin Allred	68	56.67%	6	35	27
Roland Gutierrez	10	8.33%	2	3	5
A. "Robert" Hassan	2	1.67%	0	0	2
Steven J. Keough	6	5.00%	1	1	4
Thierry Tchenko	1	0.83%	0	0	1
Mark Gonzalez	8	6.67%	0	6	2
Total Votes Cast	120	100.00%	12	57	51
Overvotes	0		0	0	0
Undervotes	9		0	3	6

DEM Railroad Commissioner

Vote For 1

	TOTAL	VOTE %	Absentee	Early Voting	Election Day
Katherine Culbert	72	63.72%	6	35	31
Bill Burch	41	36.28%	5	20	16
Total Votes Cast	113	100.00%	11	55	47
Overvotes	0		0	0	0
Undervotes	16		1	5	10

Precinct 0061

DEM Justice, Supreme Court, PI 2

Vote For 1

	TOTAL	VOTE %	Absentee	Early Voting	Election Day
DaSean Jones	73	65.18%	6	36	31
Randy Sarosdy	39	34.82%	5	17	17
Total Votes Cast	112	100.00%	11	53	48
Overvotes	0		0	0	0
Undervotes	17		1	7	9

DEM Justice, Supreme Court, PI 4

Vote For 1

	TOTAL	VOTE %	Absentee	Early Voting	Election Day
Christine Vinh Weems	101	100.00%	11	46	44
Total Votes Cast	101	100.00%	11	46	44
Overvotes	0		0	0	0
Undervotes	28		1	14	13

DEM Justice, Supreme Court, PI 6

Vote For 1

	TOTAL	VOTE %	Absentee	Early Voting	Election Day
Joe Pool	37	33.94%	5	13	19
Bonnie Lee Goldstein	72	66.06%	6	38	28
Total Votes Cast	109	100.00%	11	51	47
Overvotes	0		0	0	0
Undervotes	20		1	9	10

DEM Presiding Judge, Ct of Crim App

Vote For 1

	TOTAL	VOTE %	Absentee	Early Voting	Election Day
Holly Taylor	103	100.00%	11	47	45
Total Votes Cast	103	100.00%	11	47	45
Overvotes	0		0	0	0
Undervotes	26		1	13	12

DEM Judge, Ct of Crim App, PI 7

Vote For 1

	TOTAL	VOTE %	Absentee	Early Voting	Election Day
Nancy Mulder	103	100.00%	11	47	45
Total Votes Cast	103	100.00%	11	47	45
Overvotes	0		0	0	0
Undervotes	26		1	13	12

Precinct 0061

DEM Judge, Ct of Crim App, PI 8

Vote For 1

	TOTAL	VOTE %	Absentee	Early Voting	Election Day
Chika Anyiam	101	100.00%	11	47	43
Total Votes Cast	101	100.00%	11	47	43
Overvotes	0		0	0	0
Undervotes	28		1	13	14

DEM State Representative, Dist 6

Vote For 1

	TOTAL	VOTE %	Absentee	Early Voting	Election Day
Cody J Grace	109	100.00%	11	51	47
Total Votes Cast	109	100.00%	11	51	47
Overvotes	0		0	0	0
Undervotes	20		1	9	10

DEM County Commissioner Pct 3

Vote For 1

	TOTAL	VOTE %	Absentee	Early Voting	Election Day
Dave Hansen	31	27.43%	7	15	9
Edith Mayfield Wilson	82	72.57%	5	35	42
Total Votes Cast	113	100.00%	12	50	51
Overvotes	0		0	0	0
Undervotes	16		0	10	6

DEM Constable Pct 1

Vote For 1

	TOTAL	VOTE %	Absentee	Early Voting	Election Day
Ralph Caraway Jr	56	49.56%	5	27	24
Derrick P Holman	16	14.16%	0	6	10
Willie Mims	41	36.28%	6	22	13
Total Votes Cast	113	100.00%	11	55	47
Overvotes	0		0	0	0
Undervotes	16		1	5	10

DEM County Chair

Vote For 1

	TOTAL	VOTE %	Absentee	Early Voting	Election Day
Hector Garza	100	100.00%	11	45	44
Total Votes Cast	100	100.00%	11	45	44
Overvotes	0		0	0	0
Undervotes	29		1	15	13

Precinct 0062

Statistics

	TOTAL	Absentee	Early Voting	Election Day
Registered Voters - Total	1,958			
Ballots Cast - Total	446	6	245	195
Ballots Cast - Republican Party	419	4	233	182
Ballots Cast - Democratic Party	27	2	12	13
Ballots Cast - Blank	0	0	0	0
Voter Turnout - Total	22.78%			
Voter Turnout - Republican Party	0.00%			
Voter Turnout - Democratic Party	0.00%			

REP President

Vote For 1

	TOTAL	VOTE %	Absentee	Early Voting	Election Day
Asa Hutchinson	0	0.00%	0	0	0
Donald J. Trump	368	87.83%	4	201	163
Ron DeSantis	7	1.67%	0	5	2
Vivek Ramaswamy	2	0.48%	0	0	2
David Stuckenberg	0	0.00%	0	0	0
Chris Christie	0	0.00%	0	0	0
Ryan L. Binkley	0	0.00%	0	0	0
Nikki Haley	28	6.68%	0	19	9
Uncommitted	14	3.34%	0	8	6
Total Votes Cast	419	100.00%	4	233	182
Overvotes	0		0	0	0
Undervotes	0		0	0	0

REP US Senator

Vote For 1

	TOTAL	VOTE %	Absentee	Early Voting	Election Day
R E (Rufus) Lopez	7	1.74%	0	4	3
Ted Cruz	388	96.52%	4	214	170
Holland "Redd" Gibson	7	1.74%	0	7	0
Total Votes Cast	402	100.00%	4	225	173
Overvotes	0		0	0	0
Undervotes	17		0	8	9

REP US Representative, Dist 1

Vote For 1

	TOTAL	VOTE %	Absentee	Early Voting	Election Day
Nathaniel Moran	314	100.00%	3	186	125
Total Votes Cast	314	100.00%	3	186	125
Overvotes	0		0	0	0
Undervotes	105		1	47	57

Precinct 0062

REP Railroad Commissioner

Vote For 1

	TOTAL	VOTE %	Absentee	Early Voting	Election Day
Corey Howell	30	8.98%	0	11	19
Petra Reyes	9	2.69%	0	4	5
Christie Clark	45	13.47%	0	25	20
James "Jim" Matlock	68	20.36%	0	32	36
Christi Craddick	182	54.49%	2	130	50
Total Votes Cast	334	100.00%	2	202	130
Overvotes	0		0	0	0
Undervotes	85		2	31	52

REP Justice, Supreme Court, PI 2

Vote For 1

	TOTAL	VOTE %	Absentee	Early Voting	Election Day
Jimmy Blacklock	296	100.00%	2	171	123
Total Votes Cast	296	100.00%	2	171	123
Overvotes	0		0	0	0
Undervotes	123		2	62	59

REP Justice, Supreme Court, PI 4

Vote For 1

	TOTAL	VOTE %	Absentee	Early Voting	Election Day
John Devine	174	53.54%	1	113	60
Brian Walker	151	46.46%	1	86	64
Total Votes Cast	325	100.00%	2	199	124
Overvotes	0		0	0	0
Undervotes	94		2	34	58

REP Justice, Supreme Court, PI 6

Vote For 1

	TOTAL	VOTE %	Absentee	Early Voting	Election Day
Jane Bland	267	100.00%	2	159	106
Total Votes Cast	267	100.00%	2	159	106
Overvotes	0		0	0	0
Undervotes	152		2	74	76

REP Presiding Judge, Ct of Crim App

Vote For 1

	TOTAL	VOTE %	Absentee	Early Voting	Election Day
David J. Schenck	246	75.23%	2	150	94
Sharon Keller	81	24.77%	0	53	28
Total Votes Cast	327	100.00%	2	203	122
Overvotes	0		0	0	0
Undervotes	92		2	30	60

Precinct 0062

REP Judge, Ct of Crim App, PI 7

Vote For 1

	TOTAL	VOTE %		Absentee	Early Voting	Election Day
Gina Parker	258	81.90%	<div style="width: 81.90%;"><div style="width: 81.90%;"></div></div>	2	156	100
Barbara Parker Hervey	57	18.10%	<div style="width: 18.10%;"><div style="width: 18.10%;"></div></div>	0	39	18
Total Votes Cast	315	100.00%	<div style="width: 100.00%;"><div style="width: 100.00%;"></div></div>	2	195	118
Overvotes	0			0	0	0
Undervotes	104			2	38	64

REP Judge, Ct of Crim App, PI 8

Vote For 1

	TOTAL	VOTE %		Absentee	Early Voting	Election Day
Lee Finley	184	63.01%	<div style="width: 63.01%;"><div style="width: 63.01%;"></div></div>	0	108	76
Michelle Slaughter	108	36.99%	<div style="width: 36.99%;"><div style="width: 36.99%;"></div></div>	1	66	41
Total Votes Cast	292	100.00%	<div style="width: 100.00%;"><div style="width: 100.00%;"></div></div>	1	174	117
Overvotes	0			0	0	0
Undervotes	127			3	59	65

REP State Representative, Dist 5

Vote For 1

	TOTAL	VOTE %		Absentee	Early Voting	Election Day
Jeff Fletcher	130	35.04%	<div style="width: 35.04%;"><div style="width: 35.04%;"></div></div>	1	81	48
Cole Hefner	218	58.76%	<div style="width: 58.76%;"><div style="width: 58.76%;"></div></div>	1	126	91
Dewey Collier	23	6.20%	<div style="width: 6.20%;"><div style="width: 6.20%;"></div></div>	0	15	8
Total Votes Cast	371	100.00%	<div style="width: 100.00%;"><div style="width: 100.00%;"></div></div>	2	222	147
Overvotes	0			0	0	0
Undervotes	48			2	11	35

REP Justice, 12th Ct of Appeals District, PI 3

Vote For 1

	TOTAL	VOTE %		Absentee	Early Voting	Election Day
Greg Neeley	289	100.00%	<div style="width: 100.00%;"><div style="width: 100.00%;"></div></div>	2	166	121
Total Votes Cast	289	100.00%	<div style="width: 100.00%;"><div style="width: 100.00%;"></div></div>	2	166	121
Overvotes	0			0	0	0
Undervotes	130			2	67	61

REP Dist Judge, 7th Judicial Dist

Vote For 1

	TOTAL	VOTE %		Absentee	Early Voting	Election Day
Kerry L. Russell	290	100.00%	<div style="width: 100.00%;"><div style="width: 100.00%;"></div></div>	2	167	121
Total Votes Cast	290	100.00%	<div style="width: 100.00%;"><div style="width: 100.00%;"></div></div>	2	167	121
Overvotes	0			0	0	0
Undervotes	129			2	66	61

Precinct 0062

REP Dist Judge, 114th Judicial Dist

Vote For 1

	TOTAL	VOTE %	Absentee	Early Voting	Election Day
Austin Reeve Jackson	301	100.00%	2	176	123
Total Votes Cast	301	100.00%	2	176	123
Overvotes	0		0	0	0
Undervotes	118		2	57	59

REP Dist Judge, 475th Judicial Dist

Vote For 1

	TOTAL	VOTE %	Absentee	Early Voting	Election Day
Taylor Heaton	286	100.00%	2	166	118
Total Votes Cast	286	100.00%	2	166	118
Overvotes	0		0	0	0
Undervotes	133		2	67	64

REP Judge, Co Court at Law No. 2, Unexp

Vote For 1

	TOTAL	VOTE %	Absentee	Early Voting	Election Day
Sara Maynard	232	67.05%	1	140	91
Amy McCullough	114	32.95%	1	68	45
Total Votes Cast	346	100.00%	2	208	136
Overvotes	0		0	0	0
Undervotes	73		2	25	46

REP Sheriff

Vote For 1

	TOTAL	VOTE %	Absentee	Early Voting	Election Day
Chris V Green	151	38.82%	0	85	66
Larry R. Smith	238	61.18%	3	139	96
Total Votes Cast	389	100.00%	3	224	162
Overvotes	0		0	0	0
Undervotes	30		1	9	20

REP County Tax Assessor-Collector

Vote For 1

	TOTAL	VOTE %	Absentee	Early Voting	Election Day
Gary B Barber	328	100.00%	3	189	136
Total Votes Cast	328	100.00%	3	189	136
Overvotes	0		0	0	0
Undervotes	91		1	44	46

Precinct 0062

REP County Commissioner Pct 3

Vote For 1

	TOTAL	VOTE %	Absentee	Early Voting	Election Day
Rusty Smith	94	27.09%	1	48	45
J. Scott Herod	133	38.33%	1	89	43
Terry Phillips	120	34.58%	0	72	48
Total Votes Cast	347	100.00%	2	209	136
Overvotes	0		0	0	0
Undervotes	72		2	24	46

REP Constable Pct 5

Vote For 1

	TOTAL	VOTE %	Absentee	Early Voting	Election Day
Wesley Hicks	302	100.00%	2	178	122
Total Votes Cast	302	100.00%	2	178	122
Overvotes	0		0	0	0
Undervotes	117		2	55	60

REP County Chair

Vote For 1

	TOTAL	VOTE %	Absentee	Early Voting	Election Day
David Stein	154	56.41%	1	91	62
Kevin McCall	119	43.59%	1	69	49
Total Votes Cast	273	100.00%	2	160	111
Overvotes	0		0	0	0
Undervotes	146		2	73	71

REP Proposition 1

Vote For 1

	TOTAL	VOTE %	Absentee	Early Voting	Election Day
YES	355	87.01%	4	188	163
NO	53	12.99%	0	37	16
Total Votes Cast	408	100.00%	4	225	179
Overvotes	0		0	0	0
Undervotes	11		0	8	3

REP Proposition 2

Vote For 1

	TOTAL	VOTE %	Absentee	Early Voting	Election Day
YES	400	97.09%	4	223	173
NO	12	2.91%	0	6	6
Total Votes Cast	412	100.00%	4	229	179
Overvotes	0		0	0	0
Undervotes	7		0	4	3

Precinct 0062

REP Proposition 3

Vote For 1

	TOTAL	VOTE %	Absentee	Early Voting	Election Day
YES	382	93.86%	4	217	161
NO	25	6.14%	0	9	16
Total Votes Cast	407	100.00%	4	226	177
Overvotes	0		0	0	0
Undervotes	12		0	7	5

REP Proposition 4

Vote For 1

	TOTAL	VOTE %	Absentee	Early Voting	Election Day
YES	387	94.62%	4	216	167
NO	22	5.38%	0	13	9
Total Votes Cast	409	100.00%	4	229	176
Overvotes	0		0	0	0
Undervotes	10		0	4	6

REP Proposition 5

Vote For 1

	TOTAL	VOTE %	Absentee	Early Voting	Election Day
YES	376	91.93%	4	210	162
NO	33	8.07%	0	18	15
Total Votes Cast	409	100.00%	4	228	177
Overvotes	0		0	0	0
Undervotes	10		0	5	5

REP Proposition 6

Vote For 1

	TOTAL	VOTE %	Absentee	Early Voting	Election Day
YES	360	89.11%	4	204	152
NO	44	10.89%	0	21	23
Total Votes Cast	404	100.00%	4	225	175
Overvotes	0		0	0	0
Undervotes	15		0	8	7

REP Proposition 7

Vote For 1

	TOTAL	VOTE %	Absentee	Early Voting	Election Day
YES	335	87.47%	3	186	146
NO	48	12.53%	0	31	17
Total Votes Cast	383	100.00%	3	217	163
Overvotes	0		0	0	0
Undervotes	36		1	16	19

Precinct 0062

REP Proposition 8

Vote For 1

	TOTAL	VOTE %	Absentee	Early Voting	Election Day
YES	395	97.05%	4	220	171
NO	12	2.95%	0	7	5
Total Votes Cast	407	100.00%	4	227	176
Overvotes	0		0	0	0
Undervotes	12		0	6	6

REP Proposition 9

Vote For 1

	TOTAL	VOTE %	Absentee	Early Voting	Election Day
YES	317	78.47%	4	187	126
NO	87	21.53%	0	37	50
Total Votes Cast	404	100.00%	4	224	176
Overvotes	0		0	0	0
Undervotes	15		0	9	6

REP Proposition 10

Vote For 1

	TOTAL	VOTE %	Absentee	Early Voting	Election Day
YES	391	96.54%	4	217	170
NO	14	3.46%	0	10	4
Total Votes Cast	405	100.00%	4	227	174
Overvotes	0		0	0	0
Undervotes	14		0	6	8

REP Proposition 11

Vote For 1

	TOTAL	VOTE %	Absentee	Early Voting	Election Day
YES	347	85.05%	3	183	161
NO	61	14.95%	1	43	17
Total Votes Cast	408	100.00%	4	226	178
Overvotes	0		0	0	0
Undervotes	11		0	7	4

REP Proposition 12

Vote For 1

	TOTAL	VOTE %	Absentee	Early Voting	Election Day
YES	409	99.03%	4	228	177
NO	4	0.97%	0	2	2
Total Votes Cast	413	100.00%	4	230	179
Overvotes	0		0	0	0
Undervotes	6		0	3	3

Precinct 0062

REP Proposition 13

Vote For 1

	TOTAL	VOTE %	Absentee	Early Voting	Election Day
YES	404	98.30%	4	225	175
NO	7	1.70%	0	3	4
Total Votes Cast	411	100.00%	4	228	179
Overvotes	0		0	0	0
Undervotes	8		0	5	3

DEM President

Vote For 1

	TOTAL	VOTE %	Absentee	Early Voting	Election Day
Gabriel A. Cornejo	0	0.00%	0	0	0
Joseph R. Biden Jr.	23	85.19%	2	10	11
Star Locke	0	0.00%	0	0	0
Dean Phillips	2	7.41%	0	1	1
Armando "Mando" Perez-Serrato	0	0.00%	0	0	0
Marianne Williamson	2	7.41%	0	1	1
Frankie Lozada	0	0.00%	0	0	0
Cenk Uygur	0	0.00%	0	0	0
Total Votes Cast	27	100.00%	2	12	13
Overvotes	0		0	0	0
Undervotes	0		0	0	0

DEM US Senator

Vote For 1

	TOTAL	VOTE %	Absentee	Early Voting	Election Day
Carl Oscar Sherman	2	8.00%	0	1	1
Meri Gomez	5	20.00%	1	2	2
Heli Rodriguez Prilliman	3	12.00%	0	1	2
Colin Allred	7	28.00%	1	4	2
Roland Gutierrez	3	12.00%	0	1	2
A. "Robert" Hassan	0	0.00%	0	0	0
Steven J. Keough	3	12.00%	0	2	1
Thierry Tchenko	1	4.00%	0	0	1
Mark Gonzalez	1	4.00%	0	0	1
Total Votes Cast	25	100.00%	2	11	12
Overvotes	0		0	0	0
Undervotes	2		0	1	1

Precinct 0062

DEM Railroad Commissioner

Vote For 1

	TOTAL	VOTE %		Absentee	Early Voting	Election Day
Katherine Culbert	12	60.00%	<div style="width: 60%;"><div style="width: 60%;"></div></div>	0	4	8
Bill Burch	8	40.00%	<div style="width: 40%;"><div style="width: 40%;"></div></div>	2	4	2
Total Votes Cast	20	100.00%	<div style="width: 100%;"><div style="width: 100%;"></div></div>	2	8	10
Overvotes	0			0	0	0
Undervotes	7			0	4	3

DEM Justice, Supreme Court, PI 2

Vote For 1

	TOTAL	VOTE %		Absentee	Early Voting	Election Day
DaSean Jones	16	76.19%	<div style="width: 76.19%;"><div style="width: 76.19%;"></div></div>	1	7	8
Randy Sarosdy	5	23.81%	<div style="width: 23.81%;"><div style="width: 23.81%;"></div></div>	1	2	2
Total Votes Cast	21	100.00%	<div style="width: 100%;"><div style="width: 100%;"></div></div>	2	9	10
Overvotes	0			0	0	0
Undervotes	6			0	3	3

DEM Justice, Supreme Court, PI 4

Vote For 1

	TOTAL	VOTE %		Absentee	Early Voting	Election Day
Christine Vinh Weems	17	100.00%	<div style="width: 100%;"><div style="width: 100%;"></div></div>	2	8	7
Total Votes Cast	17	100.00%	<div style="width: 100%;"><div style="width: 100%;"></div></div>	2	8	7
Overvotes	0			0	0	0
Undervotes	10			0	4	6

DEM Justice, Supreme Court, PI 6

Vote For 1

	TOTAL	VOTE %		Absentee	Early Voting	Election Day
Joe Pool	9	45.00%	<div style="width: 45%;"><div style="width: 45%;"></div></div>	2	4	3
Bonnie Lee Goldstein	11	55.00%	<div style="width: 55%;"><div style="width: 55%;"></div></div>	0	5	6
Total Votes Cast	20	100.00%	<div style="width: 100%;"><div style="width: 100%;"></div></div>	2	9	9
Overvotes	0			0	0	0
Undervotes	7			0	3	4

DEM Presiding Judge, Ct of Crim App

Vote For 1

	TOTAL	VOTE %		Absentee	Early Voting	Election Day
Holly Taylor	18	100.00%	<div style="width: 100%;"><div style="width: 100%;"></div></div>	2	8	8
Total Votes Cast	18	100.00%	<div style="width: 100%;"><div style="width: 100%;"></div></div>	2	8	8
Overvotes	0			0	0	0
Undervotes	9			0	4	5

Precinct 0062

DEM Judge, Ct of Crim App, PI 7

Vote For 1

	TOTAL	VOTE %	Absentee	Early Voting	Election Day
Nancy Mulder	18	100.00%	2	8	8
Total Votes Cast	18	100.00%	2	8	8
Overvotes	0		0	0	0
Undervotes	9		0	4	5

DEM Judge, Ct of Crim App, PI 8

Vote For 1

	TOTAL	VOTE %	Absentee	Early Voting	Election Day
Chika Anyiam	17	100.00%	2	7	8
Total Votes Cast	17	100.00%	2	7	8
Overvotes	0		0	0	0
Undervotes	10		0	5	5

DEM County Commissioner Pct 3

Vote For 1

	TOTAL	VOTE %	Absentee	Early Voting	Election Day
Dave Hansen	6	27.27%	2	1	3
Edith Mayfield Wilson	16	72.73%	0	8	8
Total Votes Cast	22	100.00%	2	9	11
Overvotes	0		0	0	0
Undervotes	5		0	3	2

DEM County Chair

Vote For 1

	TOTAL	VOTE %	Absentee	Early Voting	Election Day
Hector Garza	18	100.00%	2	8	8
Total Votes Cast	18	100.00%	2	8	8
Overvotes	0		0	0	0
Undervotes	9		0	4	5

Precinct 0063

Statistics

	TOTAL	Absentee	Early Voting	Election Day
Registered Voters - Total	762			
Ballots Cast - Total	154	4	92	58
Ballots Cast - Republican Party	142	2	85	55
Ballots Cast - Democratic Party	12	2	7	3
Ballots Cast - Blank	0	0	0	0
Voter Turnout - Total	20.21%			
Voter Turnout - Republican Party	0.00%			
Voter Turnout - Democratic Party	0.00%			

REP President

Vote For 1

	TOTAL	VOTE %	Absentee	Early Voting	Election Day
Asa Hutchinson	0	0.00%	0	0	0
Donald J. Trump	119	83.80%	2	71	46
Ron DeSantis	4	2.82%	0	3	1
Vivek Ramaswamy	0	0.00%	0	0	0
David Stuckenberg	0	0.00%	0	0	0
Chris Christie	0	0.00%	0	0	0
Ryan L. Binkley	0	0.00%	0	0	0
Nikki Haley	15	10.56%	0	8	7
Uncommitted	4	2.82%	0	3	1
Total Votes Cast	142	100.00%	2	85	55
Overvotes	0		0	0	0
Undervotes	0		0	0	0

REP US Senator

Vote For 1

	TOTAL	VOTE %	Absentee	Early Voting	Election Day
R E (Rufus) Lopez	2	1.48%	0	1	1
Ted Cruz	132	97.78%	1	80	51
Holland "Redd" Gibson	1	0.74%	0	0	1
Total Votes Cast	135	100.00%	1	81	53
Overvotes	0		0	0	0
Undervotes	7		1	4	2

REP US Representative, Dist 1

Vote For 1

	TOTAL	VOTE %	Absentee	Early Voting	Election Day
Nathaniel Moran	115	100.00%	0	73	42
Total Votes Cast	115	100.00%	0	73	42
Overvotes	0		0	0	0
Undervotes	27		2	12	13

Precinct 0063

REP Railroad Commissioner

Vote For 1

	TOTAL	VOTE %	Absentee	Early Voting	Election Day
Corey Howell	8	6.90%	0	5	3
Petra Reyes	2	1.72%	0	1	1
Christie Clark	17	14.66%	0	11	6
James "Jim" Matlock	21	18.10%	0	11	10
Christi Craddick	68	58.62%	0	44	24
Total Votes Cast	116	100.00%	0	72	44
Overvotes	0		0	0	0
Undervotes	26		2	13	11

REP Justice, Supreme Court, PI 2

Vote For 1

	TOTAL	VOTE %	Absentee	Early Voting	Election Day
Jimmy Blacklock	104	100.00%	0	66	38
Total Votes Cast	104	100.00%	0	66	38
Overvotes	0		0	0	0
Undervotes	38		2	19	17

REP Justice, Supreme Court, PI 4

Vote For 1

	TOTAL	VOTE %	Absentee	Early Voting	Election Day
John Devine	66	58.41%	0	46	20
Brian Walker	47	41.59%	0	24	23
Total Votes Cast	113	100.00%	0	70	43
Overvotes	0		0	0	0
Undervotes	29		2	15	12

REP Justice, Supreme Court, PI 6

Vote For 1

	TOTAL	VOTE %	Absentee	Early Voting	Election Day
Jane Bland	89	100.00%	0	54	35
Total Votes Cast	89	100.00%	0	54	35
Overvotes	0		0	0	0
Undervotes	53		2	31	20

REP Presiding Judge, Ct of Crim App

Vote For 1

	TOTAL	VOTE %	Absentee	Early Voting	Election Day
David J. Schenck	86	76.11%	0	54	32
Sharon Keller	27	23.89%	0	16	11
Total Votes Cast	113	100.00%	0	70	43
Overvotes	0		0	0	0
Undervotes	29		2	15	12

Precinct 0063

REP Judge, Ct of Crim App, PI 7

Vote For 1

	TOTAL	VOTE %	Absentee	Early Voting	Election Day
Gina Parker	84	77.06%	0	56	28
Barbara Parker Hervey	25	22.94%	0	13	12
Total Votes Cast	109	100.00%	0	69	40
Overvotes	0		0	0	0
Undervotes	33		2	16	15

REP Judge, Ct of Crim App, PI 8

Vote For 1

	TOTAL	VOTE %	Absentee	Early Voting	Election Day
Lee Finley	62	64.58%	0	39	23
Michelle Slaughter	34	35.42%	0	18	16
Total Votes Cast	96	100.00%	0	57	39
Overvotes	0		0	0	0
Undervotes	46		2	28	16

REP State Representative, Dist 6

Vote For 1

	TOTAL	VOTE %	Absentee	Early Voting	Election Day
Daniel Alders	94	100.00%	0	60	34
Total Votes Cast	94	100.00%	0	60	34
Overvotes	0		0	0	0
Undervotes	48		2	25	21

REP Justice, 12th Ct of Appeals District, PI 3

Vote For 1

	TOTAL	VOTE %	Absentee	Early Voting	Election Day
Greg Neeley	91	100.00%	0	59	32
Total Votes Cast	91	100.00%	0	59	32
Overvotes	0		0	0	0
Undervotes	51		2	26	23

REP Dist Judge, 7th Judicial Dist

Vote For 1

	TOTAL	VOTE %	Absentee	Early Voting	Election Day
Kerry L. Russell	100	100.00%	1	64	35
Total Votes Cast	100	100.00%	1	64	35
Overvotes	0		0	0	0
Undervotes	42		1	21	20

Precinct 0063

REP Dist Judge, 114th Judicial Dist

Vote For 1

	TOTAL	VOTE %	Absentee	Early Voting	Election Day
Austin Reeve Jackson	98	100.00%	0	63	35
Total Votes Cast	98	100.00%	0	63	35
Overvotes	0		0	0	0
Undervotes	44		2	22	20

REP Dist Judge, 475th Judicial Dist

Vote For 1

	TOTAL	VOTE %	Absentee	Early Voting	Election Day
Taylor Heaton	94	100.00%	0	61	33
Total Votes Cast	94	100.00%	0	61	33
Overvotes	0		0	0	0
Undervotes	48		2	24	22

REP Judge, Co Court at Law No. 2, Unexp

Vote For 1

	TOTAL	VOTE %	Absentee	Early Voting	Election Day
Sara Maynard	66	55.00%	0	39	27
Amy McCullough	54	45.00%	0	37	17
Total Votes Cast	120	100.00%	0	76	44
Overvotes	0		0	0	0
Undervotes	22		2	9	11

REP Sheriff

Vote For 1

	TOTAL	VOTE %	Absentee	Early Voting	Election Day
Chris V Green	35	25.36%	0	19	16
Larry R. Smith	103	74.64%	1	65	37
Total Votes Cast	138	100.00%	1	84	53
Overvotes	0		0	0	0
Undervotes	4		1	1	2

REP County Tax Assessor-Collector

Vote For 1

	TOTAL	VOTE %	Absentee	Early Voting	Election Day
Gary B Barber	120	100.00%	2	74	44
Total Votes Cast	120	100.00%	2	74	44
Overvotes	0		0	0	0
Undervotes	22		0	11	11

Precinct 0063

REP Constable Pct 3

Vote For 1

	TOTAL	VOTE %	Absentee	Early Voting	Election Day
Jim Blackmon	95	100.00%	1	58	36
Total Votes Cast	95	100.00%	1	58	36
Overvotes	0		0	0	0
Undervotes	47		1	27	19

REP County Chair

Vote For 1

	TOTAL	VOTE %	Absentee	Early Voting	Election Day
David Stein	75	75.76%	2	44	29
Kevin McCall	24	24.24%	0	15	9
Total Votes Cast	99	100.00%	2	59	38
Overvotes	0		0	0	0
Undervotes	43		0	26	17

REP Proposition 1

Vote For 1

	TOTAL	VOTE %	Absentee	Early Voting	Election Day
YES	109	83.85%	0	67	42
NO	21	16.15%	2	11	8
Total Votes Cast	130	100.00%	2	78	50
Overvotes	0		0	0	0
Undervotes	12		0	7	5

REP Proposition 2

Vote For 1

	TOTAL	VOTE %	Absentee	Early Voting	Election Day
YES	134	97.81%	2	81	51
NO	3	2.19%	0	1	2
Total Votes Cast	137	100.00%	2	82	53
Overvotes	0		0	0	0
Undervotes	5		0	3	2

REP Proposition 3

Vote For 1

	TOTAL	VOTE %	Absentee	Early Voting	Election Day
YES	127	94.07%	2	75	50
NO	8	5.93%	0	6	2
Total Votes Cast	135	100.00%	2	81	52
Overvotes	0		0	0	0
Undervotes	7		0	4	3

Precinct 0063

REP Proposition 4

Vote For 1

	TOTAL	VOTE %	Absentee	Early Voting	Election Day
YES	128	95.52%	2	76	50
NO	6	4.48%	0	4	2
Total Votes Cast	134	100.00%	2	80	52
Overvotes	0		0	0	0
Undervotes	8		0	5	3

REP Proposition 5

Vote For 1

	TOTAL	VOTE %	Absentee	Early Voting	Election Day
YES	124	91.85%	2	73	49
NO	11	8.15%	0	7	4
Total Votes Cast	135	100.00%	2	80	53
Overvotes	0		0	0	0
Undervotes	7		0	5	2

REP Proposition 6

Vote For 1

	TOTAL	VOTE %	Absentee	Early Voting	Election Day
YES	119	87.50%	2	72	45
NO	17	12.50%	0	10	7
Total Votes Cast	136	100.00%	2	82	52
Overvotes	0		0	0	0
Undervotes	6		0	3	3

REP Proposition 7

Vote For 1

	TOTAL	VOTE %	Absentee	Early Voting	Election Day
YES	106	85.48%	2	62	42
NO	18	14.52%	0	15	3
Total Votes Cast	124	100.00%	2	77	45
Overvotes	0		0	0	0
Undervotes	18		0	8	10

REP Proposition 8

Vote For 1

	TOTAL	VOTE %	Absentee	Early Voting	Election Day
YES	122	92.42%	1	72	49
NO	10	7.58%	0	6	4
Total Votes Cast	132	100.00%	1	78	53
Overvotes	0		0	0	0
Undervotes	10		1	7	2

Precinct 0063

REP Proposition 9

Vote For 1

	TOTAL	VOTE %	Absentee	Early Voting	Election Day
YES	95	73.64%	2	55	38
NO	34	26.36%	0	21	13
Total Votes Cast	129	100.00%	2	76	51
Overvotes	0		0	0	0
Undervotes	13		0	9	4

REP Proposition 10

Vote For 1

	TOTAL	VOTE %	Absentee	Early Voting	Election Day
YES	127	96.21%	2	77	48
NO	5	3.79%	0	2	3
Total Votes Cast	132	100.00%	2	79	51
Overvotes	0		0	0	0
Undervotes	10		0	6	4

REP Proposition 11

Vote For 1

	TOTAL	VOTE %	Absentee	Early Voting	Election Day
YES	111	82.84%	2	64	45
NO	23	17.16%	0	15	8
Total Votes Cast	134	100.00%	2	79	53
Overvotes	0		0	0	0
Undervotes	8		0	6	2

REP Proposition 12

Vote For 1

	TOTAL	VOTE %	Absentee	Early Voting	Election Day
YES	136	99.27%	2	82	52
NO	1	0.73%	0	0	1
Total Votes Cast	137	100.00%	2	82	53
Overvotes	0		0	0	0
Undervotes	5		0	3	2

REP Proposition 13

Vote For 1

	TOTAL	VOTE %	Absentee	Early Voting	Election Day
YES	137	99.28%	2	82	53
NO	1	0.72%	0	0	1
Total Votes Cast	138	100.00%	2	82	54
Overvotes	0		0	0	0
Undervotes	4		0	3	1

Precinct 0063

DEM President

Vote For 1

	TOTAL	VOTE %	Absentee	Early Voting	Election Day
Gabriel A. Cornejo	0	0.00%	0	0	0
Joseph R. Biden Jr.	12	100.00%	2	7	3
Star Locke	0	0.00%	0	0	0
Dean Phillips	0	0.00%	0	0	0
Armando "Mando" Perez-Serrato	0	0.00%	0	0	0
Marianne Williamson	0	0.00%	0	0	0
Frankie Lozada	0	0.00%	0	0	0
Cenk Uygur	0	0.00%	0	0	0
Total Votes Cast	12	100.00%	2	7	3
Overvotes	0		0	0	0
Undervotes	0		0	0	0

DEM US Senator

Vote For 1

	TOTAL	VOTE %	Absentee	Early Voting	Election Day
Carl Oscar Sherman	1	8.33%	0	1	0
Meri Gomez	2	16.67%	0	1	1
Heli Rodriguez Prilliman	0	0.00%	0	0	0
Colin Allred	7	58.33%	1	4	2
Roland Gutierrez	0	0.00%	0	0	0
A. "Robert" Hassan	1	8.33%	1	0	0
Steven J. Keough	0	0.00%	0	0	0
Thierry Tchenko	0	0.00%	0	0	0
Mark Gonzalez	1	8.33%	0	1	0
Total Votes Cast	12	100.00%	2	7	3
Overvotes	0		0	0	0
Undervotes	0		0	0	0

DEM Railroad Commissioner

Vote For 1

	TOTAL	VOTE %	Absentee	Early Voting	Election Day
Katherine Culbert	8	66.67%	2	4	2
Bill Burch	4	33.33%	0	3	1
Total Votes Cast	12	100.00%	2	7	3
Overvotes	0		0	0	0
Undervotes	0		0	0	0

Precinct 0063

DEM Justice, Supreme Court, PI 2

Vote For 1

	TOTAL	VOTE %	Absentee	Early Voting	Election Day
DaSean Jones	9	75.00%	2	5	2
Randy Sarosdy	3	25.00%	0	2	1
Total Votes Cast	12	100.00%	2	7	3
Overvotes	0		0	0	0
Undervotes	0		0	0	0

DEM Justice, Supreme Court, PI 4

Vote For 1

	TOTAL	VOTE %	Absentee	Early Voting	Election Day
Christine Vinh Weems	11	100.00%	2	6	3
Total Votes Cast	11	100.00%	2	6	3
Overvotes	0		0	0	0
Undervotes	1		0	1	0

DEM Justice, Supreme Court, PI 6

Vote For 1

	TOTAL	VOTE %	Absentee	Early Voting	Election Day
Joe Pool	4	33.33%	0	3	1
Bonnie Lee Goldstein	8	66.67%	2	4	2
Total Votes Cast	12	100.00%	2	7	3
Overvotes	0		0	0	0
Undervotes	0		0	0	0

DEM Presiding Judge, Ct of Crim App

Vote For 1

	TOTAL	VOTE %	Absentee	Early Voting	Election Day
Holly Taylor	10	100.00%	1	6	3
Total Votes Cast	10	100.00%	1	6	3
Overvotes	0		0	0	0
Undervotes	2		1	1	0

DEM Judge, Ct of Crim App, PI 7

Vote For 1

	TOTAL	VOTE %	Absentee	Early Voting	Election Day
Nancy Mulder	11	100.00%	2	6	3
Total Votes Cast	11	100.00%	2	6	3
Overvotes	0		0	0	0
Undervotes	1		0	1	0

Precinct 0063

DEM Judge, Ct of Crim App, PI 8

Vote For 1

	TOTAL	VOTE %	Absentee	Early Voting	Election Day
Chika Anyiam	11	100.00%	2	6	3
Total Votes Cast	11	100.00%	2	6	3
Overvotes	0		0	0	0
Undervotes	1		0	1	0

DEM State Representative, Dist 6

Vote For 1

	TOTAL	VOTE %	Absentee	Early Voting	Election Day
Cody J Grace	11	100.00%	2	6	3
Total Votes Cast	11	100.00%	2	6	3
Overvotes	0		0	0	0
Undervotes	1		0	1	0

DEM County Chair

Vote For 1

	TOTAL	VOTE %	Absentee	Early Voting	Election Day
Hector Garza	10	100.00%	2	6	2
Total Votes Cast	10	100.00%	2	6	2
Overvotes	0		0	0	0
Undervotes	2		0	1	1

Precinct 0064

Statistics

	TOTAL	Absentee	Early Voting	Election Day
Registered Voters - Total	2,176			
Ballots Cast - Total	559	9	270	280
Ballots Cast - Republican Party	507	6	247	254
Ballots Cast - Democratic Party	52	3	23	26
Ballots Cast - Blank	0	0	0	0
Voter Turnout - Total	25.69%			
Voter Turnout - Republican Party	0.00%			
Voter Turnout - Democratic Party	0.00%			

REP President

Vote For 1

	TOTAL	VOTE %	Absentee	Early Voting	Election Day
Asa Hutchinson	0	0.00%	0	0	0
Donald J. Trump	431	85.35%	4	211	216
Ron DeSantis	11	2.18%	0	4	7
Vivek Ramaswamy	0	0.00%	0	0	0
David Stuckenberg	0	0.00%	0	0	0
Chris Christie	1	0.20%	0	0	1
Ryan L. Binkley	0	0.00%	0	0	0
Nikki Haley	56	11.09%	2	29	25
Uncommitted	6	1.19%	0	3	3
Total Votes Cast	505	100.00%	6	247	252
Overvotes	0		0	0	0
Undervotes	2		0	0	2

REP US Senator

Vote For 1

	TOTAL	VOTE %	Absentee	Early Voting	Election Day
R E (Rufus) Lopez	15	3.13%	2	8	5
Ted Cruz	452	94.36%	4	224	224
Holland "Redd" Gibson	12	2.51%	0	5	7
Total Votes Cast	479	100.00%	6	237	236
Overvotes	0		0	0	0
Undervotes	28		0	10	18

REP US Representative, Dist 1

Vote For 1

	TOTAL	VOTE %	Absentee	Early Voting	Election Day
Nathaniel Moran	389	100.00%	5	187	197
Total Votes Cast	389	100.00%	5	187	197
Overvotes	0		0	0	0
Undervotes	118		1	60	57

Precinct 0064

REP Railroad Commissioner

Vote For 1

	TOTAL	VOTE %	Absentee	Early Voting	Election Day
Corey Howell	58	14.68%	2	22	34
Petra Reyes	10	2.53%	0	3	7
Christie Clark	41	10.38%	1	26	14
James "Jim" Matlock	73	18.48%	2	35	36
Christi Craddick	213	53.92%	1	122	90
Total Votes Cast	395	100.00%	6	208	181
Overvotes	0		0	0	0
Undervotes	112		0	39	73

REP Justice, Supreme Court, PI 2

Vote For 1

	TOTAL	VOTE %	Absentee	Early Voting	Election Day
Jimmy Blacklock	371	100.00%	6	190	175
Total Votes Cast	371	100.00%	6	190	175
Overvotes	0		0	0	0
Undervotes	136		0	57	79

REP Justice, Supreme Court, PI 4

Vote For 1

	TOTAL	VOTE %	Absentee	Early Voting	Election Day
John Devine	216	58.70%	4	110	102
Brian Walker	152	41.30%	2	86	64
Total Votes Cast	368	100.00%	6	196	166
Overvotes	0		0	0	0
Undervotes	139		0	51	88

REP Justice, Supreme Court, PI 6

Vote For 1

	TOTAL	VOTE %	Absentee	Early Voting	Election Day
Jane Bland	342	100.00%	5	176	161
Total Votes Cast	342	100.00%	5	176	161
Overvotes	0		0	0	0
Undervotes	165		1	71	93

REP Presiding Judge, Ct of Crim App

Vote For 1

	TOTAL	VOTE %	Absentee	Early Voting	Election Day
David J. Schenck	266	68.91%	3	146	117
Sharon Keller	120	31.09%	3	58	59
Total Votes Cast	386	100.00%	6	204	176
Overvotes	0		0	0	0
Undervotes	121		0	43	78

Precinct 0064

REP Judge, Ct of Crim App, PI 7

Vote For 1

	TOTAL	VOTE %	Absentee	Early Voting	Election Day
Gina Parker	267	71.39%	4	142	121
Barbara Parker Hervey	107	28.61%	2	55	50
Total Votes Cast	374	100.00%	6	197	171
Overvotes	0		0	0	0
Undervotes	133		0	50	83

REP Judge, Ct of Crim App, PI 8

Vote For 1

	TOTAL	VOTE %	Absentee	Early Voting	Election Day
Lee Finley	202	55.65%	4	106	92
Michelle Slaughter	161	44.35%	2	80	79
Total Votes Cast	363	100.00%	6	186	171
Overvotes	0		0	0	0
Undervotes	144		0	61	83

REP State Representative, Dist 6

Vote For 1

	TOTAL	VOTE %	Absentee	Early Voting	Election Day
Daniel Alders	363	100.00%	5	186	172
Total Votes Cast	363	100.00%	5	186	172
Overvotes	0		0	0	0
Undervotes	144		1	61	82

REP Justice, 12th Ct of Appeals District, PI 3

Vote For 1

	TOTAL	VOTE %	Absentee	Early Voting	Election Day
Greg Neeley	360	100.00%	5	184	171
Total Votes Cast	360	100.00%	5	184	171
Overvotes	0		0	0	0
Undervotes	147		1	63	83

REP Dist Judge, 7th Judicial Dist

Vote For 1

	TOTAL	VOTE %	Absentee	Early Voting	Election Day
Kerry L. Russell	376	100.00%	5	192	179
Total Votes Cast	376	100.00%	5	192	179
Overvotes	0		0	0	0
Undervotes	131		1	55	75

Precinct 0064

REP Dist Judge, 114th Judicial Dist

Vote For 1

	TOTAL	VOTE %	Absentee	Early Voting	Election Day
Austin Reeve Jackson	371	100.00%	5	188	178
Total Votes Cast	371	100.00%	5	188	178
Overvotes	0		0	0	0
Undervotes	136		1	59	76

REP Dist Judge, 475th Judicial Dist

Vote For 1

	TOTAL	VOTE %	Absentee	Early Voting	Election Day
Taylor Heaton	364	100.00%	5	182	177
Total Votes Cast	364	100.00%	5	182	177
Overvotes	0		0	0	0
Undervotes	143		1	65	77

REP Judge, Co Court at Law No. 2, Unexp

Vote For 1

	TOTAL	VOTE %	Absentee	Early Voting	Election Day
Sara Maynard	244	57.82%	4	123	117
Amy McCullough	178	42.18%	2	92	84
Total Votes Cast	422	100.00%	6	215	201
Overvotes	0		0	0	0
Undervotes	85		0	32	53

REP Sheriff

Vote For 1

	TOTAL	VOTE %	Absentee	Early Voting	Election Day
Chris V Green	174	36.17%	0	72	102
Larry R. Smith	307	63.83%	5	167	135
Total Votes Cast	481	100.00%	5	239	237
Overvotes	0		0	0	0
Undervotes	26		1	8	17

REP County Tax Assessor-Collector

Vote For 1

	TOTAL	VOTE %	Absentee	Early Voting	Election Day
Gary B Barber	402	100.00%	5	197	200
Total Votes Cast	402	100.00%	5	197	200
Overvotes	0		0	0	0
Undervotes	105		1	50	54

Precinct 0064

REP County Commissioner Pct 1

Vote For 1

	TOTAL	VOTE %	Absentee	Early Voting	Election Day
Christina Drewry	223	49.78%	2	113	108
Pam Frederick	225	50.22%	4	112	109
Total Votes Cast	448	100.00%	6	225	217
Overvotes	0		0	0	0
Undervotes	59		0	22	37

REP Constable Pct 2

Vote For 1

	TOTAL	VOTE %	Absentee	Early Voting	Election Day
Wayne Allen	359	100.00%	5	182	172
Total Votes Cast	359	100.00%	5	182	172
Overvotes	0		0	0	0
Undervotes	148		1	65	82

REP County Chair

Vote For 1

	TOTAL	VOTE %	Absentee	Early Voting	Election Day
David Stein	219	58.56%	4	113	102
Kevin McCall	155	41.44%	2	77	76
Total Votes Cast	374	100.00%	6	190	178
Overvotes	0		0	0	0
Undervotes	133		0	57	76

REP Proposition 1

Vote For 1

	TOTAL	VOTE %	Absentee	Early Voting	Election Day
YES	401	82.00%	3	198	200
NO	88	18.00%	3	43	42
Total Votes Cast	489	100.00%	6	241	242
Overvotes	0		0	0	0
Undervotes	18		0	6	12

REP Proposition 2

Vote For 1

	TOTAL	VOTE %	Absentee	Early Voting	Election Day
YES	477	95.21%	4	238	235
NO	24	4.79%	2	9	13
Total Votes Cast	501	100.00%	6	247	248
Overvotes	0		0	0	0
Undervotes	6		0	0	6

Precinct 0064

REP Proposition 3

Vote For 1

	TOTAL	VOTE %	Absentee	Early Voting	Election Day
YES	458	92.71%	4	226	228
NO	36	7.29%	2	16	18
Total Votes Cast	494	100.00%	6	242	246
Overvotes	0		0	0	0
Undervotes	13		0	5	8

REP Proposition 4

Vote For 1

	TOTAL	VOTE %	Absentee	Early Voting	Election Day
YES	449	91.45%	4	224	221
NO	42	8.55%	2	18	22
Total Votes Cast	491	100.00%	6	242	243
Overvotes	0		0	0	0
Undervotes	16		0	5	11

REP Proposition 5

Vote For 1

	TOTAL	VOTE %	Absentee	Early Voting	Election Day
YES	434	87.85%	4	223	207
NO	60	12.15%	2	22	36
Total Votes Cast	494	100.00%	6	245	243
Overvotes	0		0	0	0
Undervotes	13		0	2	11

REP Proposition 6

Vote For 1

	TOTAL	VOTE %	Absentee	Early Voting	Election Day
YES	419	87.84%	5	215	199
NO	58	12.16%	1	25	32
Total Votes Cast	477	100.00%	6	240	231
Overvotes	0		0	0	0
Undervotes	30		0	7	23

REP Proposition 7

Vote For 1

	TOTAL	VOTE %	Absentee	Early Voting	Election Day
YES	355	79.96%	4	178	173
NO	89	20.04%	2	50	37
Total Votes Cast	444	100.00%	6	228	210
Overvotes	0		0	0	0
Undervotes	63		0	19	44

Precinct 0064

REP Proposition 8

Vote For 1

	TOTAL	VOTE %	Absentee	Early Voting	Election Day
YES	471	95.93%	5	230	236
NO	20	4.07%	1	11	8
Total Votes Cast	491	100.00%	6	241	244
Overvotes	0		0	0	0
Undervotes	16		0	6	10

REP Proposition 9

Vote For 1

	TOTAL	VOTE %	Absentee	Early Voting	Election Day
YES	392	81.84%	4	207	181
NO	87	18.16%	2	31	54
Total Votes Cast	479	100.00%	6	238	235
Overvotes	0		0	0	0
Undervotes	28		0	9	19

REP Proposition 10

Vote For 1

	TOTAL	VOTE %	Absentee	Early Voting	Election Day
YES	448	93.33%	5	223	220
NO	32	6.67%	1	15	16
Total Votes Cast	480	100.00%	6	238	236
Overvotes	0		0	0	0
Undervotes	27		0	9	18

REP Proposition 11

Vote For 1

	TOTAL	VOTE %	Absentee	Early Voting	Election Day
YES	380	77.39%	3	194	183
NO	111	22.61%	3	47	61
Total Votes Cast	491	100.00%	6	241	244
Overvotes	0		0	0	0
Undervotes	16		0	6	10

REP Proposition 12

Vote For 1

	TOTAL	VOTE %	Absentee	Early Voting	Election Day
YES	485	97.19%	5	239	241
NO	14	2.81%	1	7	6
Total Votes Cast	499	100.00%	6	246	247
Overvotes	0		0	0	0
Undervotes	8		0	1	7

Precinct 0064

REP Proposition 13

Vote For 1

	TOTAL	VOTE %	Absentee	Early Voting	Election Day
YES	483	97.58%	6	241	236
NO	12	2.42%	0	4	8
Total Votes Cast	495	100.00%	6	245	244
Overvotes	0		0	0	0
Undervotes	12		0	2	10

DEM President

Vote For 1

	TOTAL	VOTE %	Absentee	Early Voting	Election Day
Gabriel A. Cornejo	3	5.77%	0	1	2
Joseph R. Biden Jr.	46	88.46%	3	21	22
Star Locke	0	0.00%	0	0	0
Dean Phillips	3	5.77%	0	1	2
Armando "Mando" Perez-Serrato	0	0.00%	0	0	0
Marianne Williamson	0	0.00%	0	0	0
Frankie Lozada	0	0.00%	0	0	0
Cenk Uygur	0	0.00%	0	0	0
Total Votes Cast	52	100.00%	3	23	26
Overvotes	0		0	0	0
Undervotes	0		0	0	0

DEM US Senator

Vote For 1

	TOTAL	VOTE %	Absentee	Early Voting	Election Day
Carl Oscar Sherman	10	21.74%	2	3	5
Meri Gomez	2	4.35%	0	0	2
Heli Rodriguez Prilliman	2	4.35%	1	0	1
Colin Allred	18	39.13%	0	8	10
Roland Gutierrez	7	15.22%	0	5	2
A. "Robert" Hassan	1	2.17%	0	0	1
Steven J. Keough	2	4.35%	0	1	1
Thierry Tchenko	0	0.00%	0	0	0
Mark Gonzalez	4	8.70%	0	1	3
Total Votes Cast	46	100.00%	3	18	25
Overvotes	0		0	0	0
Undervotes	6		0	5	1

Precinct 0064

DEM Railroad Commissioner

Vote For 1

	TOTAL	VOTE %	Absentee	Early Voting	Election Day
Katherine Culbert	34	77.27%	2	12	20
Bill Burch	10	22.73%	1	6	3
Total Votes Cast	44	100.00%	3	18	23
Overvotes	0		0	0	0
Undervotes	8		0	5	3

DEM Justice, Supreme Court, PI 2

Vote For 1

	TOTAL	VOTE %	Absentee	Early Voting	Election Day
DaSean Jones	28	68.29%	2	11	15
Randy Sarosdy	13	31.71%	1	5	7
Total Votes Cast	41	100.00%	3	16	22
Overvotes	0		0	0	0
Undervotes	11		0	7	4

DEM Justice, Supreme Court, PI 4

Vote For 1

	TOTAL	VOTE %	Absentee	Early Voting	Election Day
Christine Vinh Weems	42	100.00%	2	16	24
Total Votes Cast	42	100.00%	2	16	24
Overvotes	0		0	0	0
Undervotes	10		1	7	2

DEM Justice, Supreme Court, PI 6

Vote For 1

	TOTAL	VOTE %	Absentee	Early Voting	Election Day
Joe Pool	17	41.46%	1	8	8
Bonnie Lee Goldstein	24	58.54%	2	8	14
Total Votes Cast	41	100.00%	3	16	22
Overvotes	0		0	0	0
Undervotes	11		0	7	4

DEM Presiding Judge, Ct of Crim App

Vote For 1

	TOTAL	VOTE %	Absentee	Early Voting	Election Day
Holly Taylor	40	100.00%	3	15	22
Total Votes Cast	40	100.00%	3	15	22
Overvotes	0		0	0	0
Undervotes	12		0	8	4

Precinct 0064

DEM Judge, Ct of Crim App, PI 7

Vote For 1

	TOTAL	VOTE %	Absentee	Early Voting	Election Day
Nancy Mulder	37	100.00%	2	15	20
Total Votes Cast	37	100.00%	2	15	20
Overvotes	0		0	0	0
Undervotes	15		1	8	6

DEM Judge, Ct of Crim App, PI 8

Vote For 1

	TOTAL	VOTE %	Absentee	Early Voting	Election Day
Chika Anyiam	39	100.00%	2	15	22
Total Votes Cast	39	100.00%	2	15	22
Overvotes	0		0	0	0
Undervotes	13		1	8	4

DEM State Representative, Dist 6

Vote For 1

	TOTAL	VOTE %	Absentee	Early Voting	Election Day
Cody J Grace	41	100.00%	2	17	22
Total Votes Cast	41	100.00%	2	17	22
Overvotes	0		0	0	0
Undervotes	11		1	6	4

DEM County Chair

Vote For 1

	TOTAL	VOTE %	Absentee	Early Voting	Election Day
Hector Garza	43	100.00%	3	16	24
Total Votes Cast	43	100.00%	3	16	24
Overvotes	0		0	0	0
Undervotes	9		0	7	2

Precinct 0066

Statistics

	TOTAL	Absentee	Early Voting	Election Day
Registered Voters - Total	829			
Ballots Cast - Total	126	1	68	57
Ballots Cast - Republican Party	89	0	45	44
Ballots Cast - Democratic Party	37	1	23	13
Ballots Cast - Blank	0	0	0	0
Voter Turnout - Total	15.20%			
Voter Turnout - Republican Party	0.00%			
Voter Turnout - Democratic Party	0.00%			

REP President

Vote For 1

	TOTAL	VOTE %	Absentee	Early Voting	Election Day
Asa Hutchinson	0	0.00%	0	0	0
Donald J. Trump	75	85.23%	0	34	41
Ron DeSantis	1	1.14%	0	0	1
Vivek Ramaswamy	0	0.00%	0	0	0
David Stuckenberg	0	0.00%	0	0	0
Chris Christie	1	1.14%	0	1	0
Ryan L. Binkley	0	0.00%	0	0	0
Nikki Haley	9	10.23%	0	8	1
Uncommitted	2	2.27%	0	1	1
Total Votes Cast	88	100.00%	0	44	44
Overvotes	0		0	0	0
Undervotes	1		0	1	0

REP US Senator

Vote For 1

	TOTAL	VOTE %	Absentee	Early Voting	Election Day
R E (Rufus) Lopez	1	1.16%	0	0	1
Ted Cruz	84	97.67%	0	42	42
Holland "Redd" Gibson	1	1.16%	0	0	1
Total Votes Cast	86	100.00%	0	42	44
Overvotes	0		0	0	0
Undervotes	3		0	3	0

REP US Representative, Dist 1

Vote For 1

	TOTAL	VOTE %	Absentee	Early Voting	Election Day
Nathaniel Moran	64	100.00%	0	27	37
Total Votes Cast	64	100.00%	0	27	37
Overvotes	0		0	0	0
Undervotes	25		0	18	7

Precinct 0066

REP Railroad Commissioner

Vote For 1

	TOTAL	VOTE %	Absentee	Early Voting	Election Day
Corey Howell	4	5.80%	0	1	3
Petra Reyes	2	2.90%	0	0	2
Christie Clark	5	7.25%	0	0	5
James "Jim" Matlock	23	33.33%	0	8	15
Christi Craddick	35	50.72%	0	20	15
Total Votes Cast	69	100.00%	0	29	40
Overvotes	0		0	0	0
Undervotes	20		0	16	4

REP Justice, Supreme Court, PI 2

Vote For 1

	TOTAL	VOTE %	Absentee	Early Voting	Election Day
Jimmy Blacklock	63	100.00%	0	27	36
Total Votes Cast	63	100.00%	0	27	36
Overvotes	0		0	0	0
Undervotes	26		0	18	8

REP Justice, Supreme Court, PI 4

Vote For 1

	TOTAL	VOTE %	Absentee	Early Voting	Election Day
John Devine	29	46.03%	0	12	17
Brian Walker	34	53.97%	0	14	20
Total Votes Cast	63	100.00%	0	26	37
Overvotes	0		0	0	0
Undervotes	26		0	19	7

REP Justice, Supreme Court, PI 6

Vote For 1

	TOTAL	VOTE %	Absentee	Early Voting	Election Day
Jane Bland	56	100.00%	0	23	33
Total Votes Cast	56	100.00%	0	23	33
Overvotes	0		0	0	0
Undervotes	33		0	22	11

REP Presiding Judge, Ct of Crim App

Vote For 1

	TOTAL	VOTE %	Absentee	Early Voting	Election Day
David J. Schenck	40	62.50%	0	15	25
Sharon Keller	24	37.50%	0	12	12
Total Votes Cast	64	100.00%	0	27	37
Overvotes	0		0	0	0
Undervotes	25		0	18	7

Precinct 0066

REP Judge, Ct of Crim App, PI 7

Vote For 1

	TOTAL	VOTE %	Absentee	Early Voting	Election Day
Gina Parker	42	67.74%	0	17	25
Barbara Parker Hervey	20	32.26%	0	9	11
Total Votes Cast	62	100.00%	0	26	36
Overvotes	0		0	0	0
Undervotes	27		0	19	8

REP Judge, Ct of Crim App, PI 8

Vote For 1

	TOTAL	VOTE %	Absentee	Early Voting	Election Day
Lee Finley	36	57.14%	0	16	20
Michelle Slaughter	27	42.86%	0	11	16
Total Votes Cast	63	100.00%	0	27	36
Overvotes	0		0	0	0
Undervotes	26		0	18	8

REP State Representative, Dist 6

Vote For 1

	TOTAL	VOTE %	Absentee	Early Voting	Election Day
Daniel Alders	57	100.00%	0	23	34
Total Votes Cast	57	100.00%	0	23	34
Overvotes	0		0	0	0
Undervotes	32		0	22	10

REP Justice, 12th Ct of Appeals District, PI 3

Vote For 1

	TOTAL	VOTE %	Absentee	Early Voting	Election Day
Greg Neeley	56	100.00%	0	22	34
Total Votes Cast	56	100.00%	0	22	34
Overvotes	0		0	0	0
Undervotes	33		0	23	10

REP Dist Judge, 7th Judicial Dist

Vote For 1

	TOTAL	VOTE %	Absentee	Early Voting	Election Day
Kerry L. Russell	56	100.00%	0	23	33
Total Votes Cast	56	100.00%	0	23	33
Overvotes	0		0	0	0
Undervotes	33		0	22	11

Precinct 0066

REP Dist Judge, 114th Judicial Dist

Vote For 1

	TOTAL	VOTE %	Absentee	Early Voting	Election Day
Austin Reeve Jackson	55	100.00%	0	21	34
Total Votes Cast	55	100.00%	0	21	34
Overvotes	0		0	0	0
Undervotes	34		0	24	10

REP Dist Judge, 475th Judicial Dist

Vote For 1

	TOTAL	VOTE %	Absentee	Early Voting	Election Day
Taylor Heaton	54	100.00%	0	21	33
Total Votes Cast	54	100.00%	0	21	33
Overvotes	0		0	0	0
Undervotes	35		0	24	11

REP Judge, Co Court at Law No. 2, Unexp

Vote For 1

	TOTAL	VOTE %	Absentee	Early Voting	Election Day
Sara Maynard	43	60.56%	0	21	22
Amy McCullough	28	39.44%	0	12	16
Total Votes Cast	71	100.00%	0	33	38
Overvotes	0		0	0	0
Undervotes	18		0	12	6

REP Sheriff

Vote For 1

	TOTAL	VOTE %	Absentee	Early Voting	Election Day
Chris V Green	22	26.19%	0	8	14
Larry R. Smith	62	73.81%	0	33	29
Total Votes Cast	84	100.00%	0	41	43
Overvotes	0		0	0	0
Undervotes	5		0	4	1

REP County Tax Assessor-Collector

Vote For 1

	TOTAL	VOTE %	Absentee	Early Voting	Election Day
Gary B Barber	63	100.00%	0	27	36
Total Votes Cast	63	100.00%	0	27	36
Overvotes	0		0	0	0
Undervotes	26		0	18	8

Precinct 0066

REP Constable Pct 5

Vote For 1

	TOTAL	VOTE %	Absentee	Early Voting	Election Day
Wesley Hicks	57	100.00%	0	23	34
Total Votes Cast	57	100.00%	0	23	34
Overvotes	0		0	0	0
Undervotes	32		0	22	10

REP County Chair

Vote For 1

	TOTAL	VOTE %	Absentee	Early Voting	Election Day
David Stein	32	52.46%	0	15	17
Kevin McCall	29	47.54%	0	10	19
Total Votes Cast	61	100.00%	0	25	36
Overvotes	0		0	0	0
Undervotes	28		0	20	8

REP Proposition 1

Vote For 1

	TOTAL	VOTE %	Absentee	Early Voting	Election Day
YES	75	86.21%	0	37	38
NO	12	13.79%	0	7	5
Total Votes Cast	87	100.00%	0	44	43
Overvotes	0		0	0	0
Undervotes	2		0	1	1

REP Proposition 2

Vote For 1

	TOTAL	VOTE %	Absentee	Early Voting	Election Day
YES	86	97.73%	0	42	44
NO	2	2.27%	0	2	0
Total Votes Cast	88	100.00%	0	44	44
Overvotes	0		0	0	0
Undervotes	1		0	1	0

REP Proposition 3

Vote For 1

	TOTAL	VOTE %	Absentee	Early Voting	Election Day
YES	84	95.45%	0	42	42
NO	4	4.55%	0	2	2
Total Votes Cast	88	100.00%	0	44	44
Overvotes	0		0	0	0
Undervotes	1		0	1	0

Precinct 0066

REP Proposition 4

Vote For 1

	TOTAL	VOTE %	Absentee	Early Voting	Election Day
YES	84	95.45%	0	44	40
NO	4	4.55%	0	0	4
Total Votes Cast	88	100.00%	0	44	44
Overvotes	0		0	0	0
Undervotes	1		0	1	0

REP Proposition 5

Vote For 1

	TOTAL	VOTE %	Absentee	Early Voting	Election Day
YES	81	93.10%	0	39	42
NO	6	6.90%	0	4	2
Total Votes Cast	87	100.00%	0	43	44
Overvotes	0		0	0	0
Undervotes	2		0	2	0

REP Proposition 6

Vote For 1

	TOTAL	VOTE %	Absentee	Early Voting	Election Day
YES	73	84.88%	0	34	39
NO	13	15.12%	0	9	4
Total Votes Cast	86	100.00%	0	43	43
Overvotes	0		0	0	0
Undervotes	3		0	2	1

REP Proposition 7

Vote For 1

	TOTAL	VOTE %	Absentee	Early Voting	Election Day
YES	75	90.36%	0	36	39
NO	8	9.64%	0	6	2
Total Votes Cast	83	100.00%	0	42	41
Overvotes	0		0	0	0
Undervotes	6		0	3	3

REP Proposition 8

Vote For 1

	TOTAL	VOTE %	Absentee	Early Voting	Election Day
YES	83	96.51%	0	39	44
NO	3	3.49%	0	3	0
Total Votes Cast	86	100.00%	0	42	44
Overvotes	0		0	0	0
Undervotes	3		0	3	0

Precinct 0066

REP Proposition 9

Vote For 1

	TOTAL	VOTE %	Absentee	Early Voting	Election Day
YES	63	75.00%	0	27	36
NO	21	25.00%	0	13	8
Total Votes Cast	84	100.00%	0	40	44
Overvotes	0		0	0	0
Undervotes	5		0	5	0

REP Proposition 10

Vote For 1

	TOTAL	VOTE %	Absentee	Early Voting	Election Day
YES	85	97.70%	0	42	43
NO	2	2.30%	0	1	1
Total Votes Cast	87	100.00%	0	43	44
Overvotes	0		0	0	0
Undervotes	2		0	2	0

REP Proposition 11

Vote For 1

	TOTAL	VOTE %	Absentee	Early Voting	Election Day
YES	80	91.95%	0	40	40
NO	7	8.05%	0	4	3
Total Votes Cast	87	100.00%	0	44	43
Overvotes	0		0	0	0
Undervotes	2		0	1	1

REP Proposition 12

Vote For 1

	TOTAL	VOTE %	Absentee	Early Voting	Election Day
YES	87	98.86%	0	43	44
NO	1	1.14%	0	1	0
Total Votes Cast	88	100.00%	0	44	44
Overvotes	0		0	0	0
Undervotes	1		0	1	0

REP Proposition 13

Vote For 1

	TOTAL	VOTE %	Absentee	Early Voting	Election Day
YES	84	97.67%	0	41	43
NO	2	2.33%	0	1	1
Total Votes Cast	86	100.00%	0	42	44
Overvotes	0		0	0	0
Undervotes	3		0	3	0

Precinct 0066

DEM President

Vote For 1

	TOTAL	VOTE %	Absentee	Early Voting	Election Day
Gabriel A. Cornejo	1	2.70%	0	1	0
Joseph R. Biden Jr.	34	91.89%	1	20	13
Star Locke	0	0.00%	0	0	0
Dean Phillips	0	0.00%	0	0	0
Armando "Mando" Perez-Serrato	1	2.70%	0	1	0
Marianne Williamson	1	2.70%	0	1	0
Frankie Lozada	0	0.00%	0	0	0
Cenk Uygur	0	0.00%	0	0	0
Total Votes Cast	37	100.00%	1	23	13
Overvotes	0		0	0	0
Undervotes	0		0	0	0

DEM US Senator

Vote For 1

	TOTAL	VOTE %	Absentee	Early Voting	Election Day
Carl Oscar Sherman	3	8.82%	0	3	0
Meri Gomez	4	11.76%	0	2	2
Heli Rodriguez Prilliman	1	2.94%	0	0	1
Colin Allred	20	58.82%	0	14	6
Roland Gutierrez	3	8.82%	0	2	1
A. "Robert" Hassan	0	0.00%	0	0	0
Steven J. Keough	1	2.94%	0	0	1
Thierry Tchenko	0	0.00%	0	0	0
Mark Gonzalez	2	5.88%	0	1	1
Total Votes Cast	34	100.00%	0	22	12
Overvotes	0		0	0	0
Undervotes	3		1	1	1

DEM Railroad Commissioner

Vote For 1

	TOTAL	VOTE %	Absentee	Early Voting	Election Day
Katherine Culbert	23	69.70%	0	17	6
Bill Burch	10	30.30%	0	4	6
Total Votes Cast	33	100.00%	0	21	12
Overvotes	0		0	0	0
Undervotes	4		1	2	1

Precinct 0066

DEM Justice, Supreme Court, PI 2

Vote For 1

	TOTAL	VOTE %	Absentee	Early Voting	Election Day
DaSean Jones	28	87.50%	0	17	11
Randy Sarosdy	4	12.50%	0	4	0
Total Votes Cast	32	100.00%	0	21	11
Overvotes	0		0	0	0
Undervotes	5		1	2	2

DEM Justice, Supreme Court, PI 4

Vote For 1

	TOTAL	VOTE %	Absentee	Early Voting	Election Day
Christine Vinh Weems	27	100.00%	0	17	10
Total Votes Cast	27	100.00%	0	17	10
Overvotes	0		0	0	0
Undervotes	10		1	6	3

DEM Justice, Supreme Court, PI 6

Vote For 1

	TOTAL	VOTE %	Absentee	Early Voting	Election Day
Joe Pool	11	33.33%	1	7	3
Bonnie Lee Goldstein	22	66.67%	0	13	9
Total Votes Cast	33	100.00%	1	20	12
Overvotes	0		0	0	0
Undervotes	4		0	3	1

DEM Presiding Judge, Ct of Crim App

Vote For 1

	TOTAL	VOTE %	Absentee	Early Voting	Election Day
Holly Taylor	29	100.00%	0	19	10
Total Votes Cast	29	100.00%	0	19	10
Overvotes	0		0	0	0
Undervotes	8		1	4	3

DEM Judge, Ct of Crim App, PI 7

Vote For 1

	TOTAL	VOTE %	Absentee	Early Voting	Election Day
Nancy Mulder	28	100.00%	0	18	10
Total Votes Cast	28	100.00%	0	18	10
Overvotes	0		0	0	0
Undervotes	9		1	5	3

Precinct 0066

DEM Judge, Ct of Crim App, PI 8

Vote For 1

	TOTAL	VOTE %	Absentee	Early Voting	Election Day
Chika Anyiam	27	100.00%	0	18	9
Total Votes Cast	27	100.00%	0	18	9
Overvotes	0		0	0	0
Undervotes	10		1	5	4

DEM State Representative, Dist 6

Vote For 1

	TOTAL	VOTE %	Absentee	Early Voting	Election Day
Cody J Grace	29	100.00%	0	19	10
Total Votes Cast	29	100.00%	0	19	10
Overvotes	0		0	0	0
Undervotes	8		1	4	3

DEM County Chair

Vote For 1

	TOTAL	VOTE %	Absentee	Early Voting	Election Day
Hector Garza	29	100.00%	0	20	9
Total Votes Cast	29	100.00%	0	20	9
Overvotes	0		0	0	0
Undervotes	8		1	3	4

Precinct 0071

Statistics

	TOTAL	Absentee	Early Voting	Election Day
Registered Voters - Total	4,447			
Ballots Cast - Total	1,345	21	761	563
Ballots Cast - Republican Party	1,257	12	718	527
Ballots Cast - Democratic Party	88	9	43	36
Ballots Cast - Blank	0	0	0	0
Voter Turnout - Total	30.25%			
Voter Turnout - Republican Party	0.00%			
Voter Turnout - Democratic Party	0.00%			

REP President

Vote For 1

	TOTAL	VOTE %	Absentee	Early Voting	Election Day
Asa Hutchinson	3	0.24%	0	3	0
Donald J. Trump	910	72.86%	5	524	381
Ron DeSantis	28	2.24%	0	16	12
Vivek Ramaswamy	4	0.32%	0	0	4
David Stuckenberg	0	0.00%	0	0	0
Chris Christie	2	0.16%	0	2	0
Ryan L. Binkley	0	0.00%	0	0	0
Nikki Haley	277	22.18%	5	158	114
Uncommitted	25	2.00%	2	10	13
Total Votes Cast	1,249	100.00%	12	713	524
Overvotes	0		0	0	0
Undervotes	8		0	5	3

REP US Senator

Vote For 1

	TOTAL	VOTE %	Absentee	Early Voting	Election Day
R E (Rufus) Lopez	62	5.21%	3	28	31
Ted Cruz	1,088	91.35%	7	631	450
Holland "Redd" Gibson	41	3.44%	1	22	18
Total Votes Cast	1,191	100.00%	11	681	499
Overvotes	0		0	0	0
Undervotes	66		1	37	28

REP US Representative, Dist 1

Vote For 1

	TOTAL	VOTE %	Absentee	Early Voting	Election Day
Nathaniel Moran	987	100.00%	11	570	406
Total Votes Cast	987	100.00%	11	570	406
Overvotes	0		0	0	0
Undervotes	270		1	148	121

Precinct 0071

REP Railroad Commissioner

Vote For 1

	TOTAL	VOTE %	Absentee	Early Voting	Election Day
Corey Howell	76	7.58%	0	34	42
Petra Reyes	16	1.60%	0	6	10
Christie Clark	157	15.65%	2	79	76
James "Jim" Matlock	139	13.86%	2	81	56
Christi Craddick	615	61.32%	6	396	213
Total Votes Cast	1,003	100.00%	10	596	397
Overvotes	0		0	0	0
Undervotes	254		2	122	130

REP Justice, Supreme Court, PI 2

Vote For 1

	TOTAL	VOTE %	Absentee	Early Voting	Election Day
Jimmy Blacklock	886	100.00%	7	512	367
Total Votes Cast	886	100.00%	7	512	367
Overvotes	0		0	0	0
Undervotes	371		5	206	160

REP Justice, Supreme Court, PI 4

Vote For 1

	TOTAL	VOTE %	Absentee	Early Voting	Election Day
John Devine	538	59.38%	4	343	191
Brian Walker	368	40.62%	6	198	164
Total Votes Cast	906	100.00%	10	541	355
Overvotes	0		0	0	0
Undervotes	351		2	177	172

REP Justice, Supreme Court, PI 6

Vote For 1

	TOTAL	VOTE %	Absentee	Early Voting	Election Day
Jane Bland	799	100.00%	5	463	331
Total Votes Cast	799	100.00%	5	463	331
Overvotes	0		0	0	0
Undervotes	458		7	255	196

REP Presiding Judge, Ct of Crim App

Vote For 1

	TOTAL	VOTE %	Absentee	Early Voting	Election Day
David J. Schenck	620	66.74%	2	384	234
Sharon Keller	309	33.26%	8	175	126
Total Votes Cast	929	100.00%	10	559	360
Overvotes	0		0	0	0
Undervotes	328		2	159	167

Precinct 0071

REP Judge, Ct of Crim App, PI 7

Vote For 1

	TOTAL	VOTE %	Absentee	Early Voting	Election Day
Gina Parker	653	72.64%	4	391	258
Barbara Parker Hervey	246	27.36%	6	142	98
Total Votes Cast	899	100.00%	10	533	356
Overvotes	0		0	0	0
Undervotes	358		2	185	171

REP Judge, Ct of Crim App, PI 8

Vote For 1

	TOTAL	VOTE %	Absentee	Early Voting	Election Day
Lee Finley	439	52.45%	2	252	185
Michelle Slaughter	398	47.55%	8	242	148
Total Votes Cast	837	100.00%	10	494	333
Overvotes	0		0	0	0
Undervotes	420		2	224	194

REP State Representative, Dist 6

Vote For 1

	TOTAL	VOTE %	Absentee	Early Voting	Election Day
Daniel Alders	879	100.00%	7	516	356
Total Votes Cast	879	100.00%	7	516	356
Overvotes	0		0	0	0
Undervotes	378		5	202	171

REP Justice, 12th Ct of Appeals District, PI 3

Vote For 1

	TOTAL	VOTE %	Absentee	Early Voting	Election Day
Greg Neeley	850	100.00%	8	495	347
Total Votes Cast	850	100.00%	8	495	347
Overvotes	0		0	0	0
Undervotes	407		4	223	180

REP Dist Judge, 7th Judicial Dist

Vote For 1

	TOTAL	VOTE %	Absentee	Early Voting	Election Day
Kerry L. Russell	929	100.00%	10	551	368
Total Votes Cast	929	100.00%	10	551	368
Overvotes	0		0	0	0
Undervotes	328		2	167	159

Precinct 0071

REP Dist Judge, 114th Judicial Dist

Vote For 1

	TOTAL	VOTE %	Absentee	Early Voting	Election Day
Austin Reeve Jackson	919	100.00%	9	532	378
Total Votes Cast	919	100.00%	9	532	378
Overvotes	0		0	0	0
Undervotes	338		3	186	149

REP Dist Judge, 475th Judicial Dist

Vote For 1

	TOTAL	VOTE %	Absentee	Early Voting	Election Day
Taylor Heaton	900	100.00%	8	531	361
Total Votes Cast	900	100.00%	8	531	361
Overvotes	0		0	0	0
Undervotes	357		4	187	166

REP Judge, Co Court at Law No. 2, Unexp

Vote For 1

	TOTAL	VOTE %	Absentee	Early Voting	Election Day
Sara Maynard	493	44.22%	7	293	193
Amy McCullough	622	55.78%	3	376	243
Total Votes Cast	1,115	100.00%	10	669	436
Overvotes	0		0	0	0
Undervotes	142		2	49	91

REP Sheriff

Vote For 1

	TOTAL	VOTE %	Absentee	Early Voting	Election Day
Chris V Green	276	23.45%	0	127	149
Larry R. Smith	901	76.55%	11	564	326
Total Votes Cast	1,177	100.00%	11	691	475
Overvotes	0		0	0	0
Undervotes	80		1	27	52

REP County Tax Assessor-Collector

Vote For 1

	TOTAL	VOTE %	Absentee	Early Voting	Election Day
Gary B Barber	998	100.00%	11	588	399
Total Votes Cast	998	100.00%	11	588	399
Overvotes	0		0	0	0
Undervotes	259		1	130	128

Precinct 0071

REP County Commissioner Pct 1

Vote For 1

	TOTAL	VOTE %	Absentee	Early Voting	Election Day
Christina Drewry	428	39.89%	4	250	174
Pam Frederick	645	60.11%	6	383	256
Total Votes Cast	1,073	100.00%	10	633	430
Overvotes	0		0	0	0
Undervotes	184		2	85	97

REP Constable Pct 2

Vote For 1

	TOTAL	VOTE %	Absentee	Early Voting	Election Day
Wayne Allen	876	100.00%	7	514	355
Total Votes Cast	876	100.00%	7	514	355
Overvotes	0		0	0	0
Undervotes	381		5	204	172

REP County Chair

Vote For 1

	TOTAL	VOTE %	Absentee	Early Voting	Election Day
David Stein	726	76.02%	8	447	271
Kevin McCall	229	23.98%	0	114	115
Total Votes Cast	955	100.00%	8	561	386
Overvotes	0		0	0	0
Undervotes	302		4	157	141

REP Proposition 1

Vote For 1

	TOTAL	VOTE %	Absentee	Early Voting	Election Day
YES	887	74.10%	7	495	385
NO	310	25.90%	5	189	116
Total Votes Cast	1,197	100.00%	12	684	501
Overvotes	0		0	0	0
Undervotes	60		0	34	26

REP Proposition 2

Vote For 1

	TOTAL	VOTE %	Absentee	Early Voting	Election Day
YES	1,127	92.23%	8	643	476
NO	95	7.77%	4	53	38
Total Votes Cast	1,222	100.00%	12	696	514
Overvotes	0		0	0	0
Undervotes	35		0	22	13

Precinct 0071

REP Proposition 3

Vote For 1

	TOTAL	VOTE %	Absentee	Early Voting	Election Day
YES	1,072	88.60%	7	604	461
NO	138	11.40%	4	83	51
Total Votes Cast	1,210	100.00%	11	687	512
Overvotes	0		0	0	0
Undervotes	47		1	31	15

REP Proposition 4

Vote For 1

	TOTAL	VOTE %	Absentee	Early Voting	Election Day
YES	1,069	87.98%	8	613	448
NO	146	12.02%	4	78	64
Total Votes Cast	1,215	100.00%	12	691	512
Overvotes	0		0	0	0
Undervotes	42		0	27	15

REP Proposition 5

Vote For 1

	TOTAL	VOTE %	Absentee	Early Voting	Election Day
YES	974	81.23%	7	565	402
NO	225	18.77%	5	120	100
Total Votes Cast	1,199	100.00%	12	685	502
Overvotes	0		0	0	0
Undervotes	58		0	33	25

REP Proposition 6

Vote For 1

	TOTAL	VOTE %	Absentee	Early Voting	Election Day
YES	977	83.29%	5	561	411
NO	196	16.71%	7	112	77
Total Votes Cast	1,173	100.00%	12	673	488
Overvotes	0		0	0	0
Undervotes	84		0	45	39

REP Proposition 7

Vote For 1

	TOTAL	VOTE %	Absentee	Early Voting	Election Day
YES	841	76.39%	3	480	358
NO	260	23.61%	9	148	103
Total Votes Cast	1,101	100.00%	12	628	461
Overvotes	0		0	0	0
Undervotes	156		0	90	66

Precinct 0071

REP Proposition 8

Vote For 1

	TOTAL	VOTE %	Absentee	Early Voting	Election Day
YES	1,069	89.38%	7	608	454
NO	127	10.62%	5	76	46
Total Votes Cast	1,196	100.00%	12	684	500
Overvotes	0		0	0	0
Undervotes	61		0	34	27

REP Proposition 9

Vote For 1

	TOTAL	VOTE %	Absentee	Early Voting	Election Day
YES	907	76.35%	8	545	354
NO	281	23.65%	4	141	136
Total Votes Cast	1,188	100.00%	12	686	490
Overvotes	0		0	0	0
Undervotes	69		0	32	37

REP Proposition 10

Vote For 1

	TOTAL	VOTE %	Absentee	Early Voting	Election Day
YES	1,053	88.94%	8	603	442
NO	131	11.06%	4	79	48
Total Votes Cast	1,184	100.00%	12	682	490
Overvotes	0		0	0	0
Undervotes	73		0	36	37

REP Proposition 11

Vote For 1

	TOTAL	VOTE %	Absentee	Early Voting	Election Day
YES	919	76.33%	8	517	394
NO	285	23.67%	4	173	108
Total Votes Cast	1,204	100.00%	12	690	502
Overvotes	0		0	0	0
Undervotes	53		0	28	25

REP Proposition 12

Vote For 1

	TOTAL	VOTE %	Absentee	Early Voting	Election Day
YES	1,183	96.34%	8	676	499
NO	45	3.66%	4	22	19
Total Votes Cast	1,228	100.00%	12	698	518
Overvotes	0		0	0	0
Undervotes	29		0	20	9

Precinct 0071

REP Proposition 13

Vote For 1

	TOTAL	VOTE %	Absentee	Early Voting	Election Day
YES	1,162	95.40%	8	663	491
NO	56	4.60%	4	28	24
Total Votes Cast	1,218	100.00%	12	691	515
Overvotes	0		0	0	0
Undervotes	39		0	27	12

DEM President

Vote For 1

	TOTAL	VOTE %	Absentee	Early Voting	Election Day
Gabriel A. Cornejo	0	0.00%	0	0	0
Joseph R. Biden Jr.	81	92.05%	9	40	32
Star Locke	3	3.41%	0	2	1
Dean Phillips	0	0.00%	0	0	0
Armando "Mando" Perez-Serrato	0	0.00%	0	0	0
Marianne Williamson	3	3.41%	0	0	3
Frankie Lozada	0	0.00%	0	0	0
Cenk Uygur	1	1.14%	0	1	0
Total Votes Cast	88	100.00%	9	43	36
Overvotes	0		0	0	0
Undervotes	0		0	0	0

DEM US Senator

Vote For 1

	TOTAL	VOTE %	Absentee	Early Voting	Election Day
Carl Oscar Sherman	6	7.23%	0	2	4
Meri Gomez	7	8.43%	0	3	4
Heli Rodriguez Prilliman	3	3.61%	0	1	2
Colin Allred	47	56.63%	7	27	13
Roland Gutierrez	11	13.25%	2	5	4
A. "Robert" Hassan	0	0.00%	0	0	0
Steven J. Keough	3	3.61%	0	1	2
Thierry Tchenko	4	4.82%	0	3	1
Mark Gonzalez	2	2.41%	0	0	2
Total Votes Cast	83	100.00%	9	42	32
Overvotes	0		0	0	0
Undervotes	5		0	1	4

Precinct 0071

DEM Railroad Commissioner

Vote For 1

	TOTAL	VOTE %	Absentee	Early Voting	Election Day
Katherine Culbert	56	70.89%	3	24	29
Bill Burch	23	29.11%	5	16	2
Total Votes Cast	79	100.00%	8	40	31
Overvotes	0		0	0	0
Undervotes	9		1	3	5

DEM Justice, Supreme Court, PI 2

Vote For 1

	TOTAL	VOTE %	Absentee	Early Voting	Election Day
DaSean Jones	41	56.16%	3	18	20
Randy Sarosdy	32	43.84%	4	19	9
Total Votes Cast	73	100.00%	7	37	29
Overvotes	0		0	0	0
Undervotes	15		2	6	7

DEM Justice, Supreme Court, PI 4

Vote For 1

	TOTAL	VOTE %	Absentee	Early Voting	Election Day
Christine Vinh Weems	76	100.00%	8	37	31
Total Votes Cast	76	100.00%	8	37	31
Overvotes	0		0	0	0
Undervotes	12		1	6	5

DEM Justice, Supreme Court, PI 6

Vote For 1

	TOTAL	VOTE %	Absentee	Early Voting	Election Day
Joe Pool	19	24.68%	2	5	12
Bonnie Lee Goldstein	58	75.32%	6	34	18
Total Votes Cast	77	100.00%	8	39	30
Overvotes	0		0	0	0
Undervotes	11		1	4	6

DEM Presiding Judge, Ct of Crim App

Vote For 1

	TOTAL	VOTE %	Absentee	Early Voting	Election Day
Holly Taylor	76	100.00%	8	35	33
Total Votes Cast	76	100.00%	8	35	33
Overvotes	0		0	0	0
Undervotes	12		1	8	3

Precinct 0071

DEM Judge, Ct of Crim App, PI 7

Vote For 1

	TOTAL	VOTE %	Absentee	Early Voting	Election Day
Nancy Mulder	77	100.00%	8	36	33
Total Votes Cast	77	100.00%	8	36	33
Overvotes	0		0	0	0
Undervotes	11		1	7	3

DEM Judge, Ct of Crim App, PI 8

Vote For 1

	TOTAL	VOTE %	Absentee	Early Voting	Election Day
Chika Anyiam	76	100.00%	7	36	33
Total Votes Cast	76	100.00%	7	36	33
Overvotes	0		0	0	0
Undervotes	12		2	7	3

DEM State Representative, Dist 6

Vote For 1

	TOTAL	VOTE %	Absentee	Early Voting	Election Day
Cody J Grace	75	100.00%	6	38	31
Total Votes Cast	75	100.00%	6	38	31
Overvotes	0		0	0	0
Undervotes	13		3	5	5

DEM County Chair

Vote For 1

	TOTAL	VOTE %	Absentee	Early Voting	Election Day
Hector Garza	75	100.00%	7	37	31
Total Votes Cast	75	100.00%	7	37	31
Overvotes	0		0	0	0
Undervotes	13		2	6	5

Precinct 0073

Statistics

	TOTAL	Absentee	Early Voting	Election Day
Registered Voters - Total	694			
Ballots Cast - Total	117	6	46	65
Ballots Cast - Republican Party	92	2	37	53
Ballots Cast - Democratic Party	25	4	9	12
Ballots Cast - Blank	1	0	0	1
Voter Turnout - Total	16.86%			
Voter Turnout - Republican Party	0.00%			
Voter Turnout - Democratic Party	0.00%			

REP President

Vote For 1

	TOTAL	VOTE %	Absentee	Early Voting	Election Day
Asa Hutchinson	1	1.09%	0	0	1
Donald J. Trump	76	82.61%	2	34	40
Ron DeSantis	1	1.09%	0	1	0
Vivek Ramaswamy	1	1.09%	0	0	1
David Stuckenberg	0	0.00%	0	0	0
Chris Christie	0	0.00%	0	0	0
Ryan L. Binkley	0	0.00%	0	0	0
Nikki Haley	13	14.13%	0	2	11
Uncommitted	0	0.00%	0	0	0
Total Votes Cast	92	100.00%	2	37	53
Overvotes	0		0	0	0
Undervotes	0		0	0	0

REP US Senator

Vote For 1

	TOTAL	VOTE %	Absentee	Early Voting	Election Day
R E (Rufus) Lopez	5	5.56%	0	1	4
Ted Cruz	85	94.44%	2	35	48
Holland "Redd" Gibson	0	0.00%	0	0	0
Total Votes Cast	90	100.00%	2	36	52
Overvotes	0		0	0	0
Undervotes	2		0	1	1

REP US Representative, Dist 1

Vote For 1

	TOTAL	VOTE %	Absentee	Early Voting	Election Day
Nathaniel Moran	73	100.00%	2	31	40
Total Votes Cast	73	100.00%	2	31	40
Overvotes	0		0	0	0
Undervotes	19		0	6	13

Precinct 0073

REP Railroad Commissioner

Vote For 1

	TOTAL	VOTE %	Absentee	Early Voting	Election Day
Corey Howell	5	6.49%	0	2	3
Petra Reyes	0	0.00%	0	0	0
Christie Clark	9	11.69%	0	5	4
James "Jim" Matlock	22	28.57%	0	7	15
Christi Craddick	41	53.25%	2	19	20
Total Votes Cast	77	100.00%	2	33	42
Overvotes	0		0	0	0
Undervotes	15		0	4	11

REP Justice, Supreme Court, PI 2

Vote For 1

	TOTAL	VOTE %	Absentee	Early Voting	Election Day
Jimmy Blacklock	68	100.00%	1	28	39
Total Votes Cast	68	100.00%	1	28	39
Overvotes	0		0	0	0
Undervotes	24		1	9	14

REP Justice, Supreme Court, PI 4

Vote For 1

	TOTAL	VOTE %	Absentee	Early Voting	Election Day
John Devine	35	46.67%	1	17	17
Brian Walker	40	53.33%	1	14	25
Total Votes Cast	75	100.00%	2	31	42
Overvotes	0		0	0	0
Undervotes	17		0	6	11

REP Justice, Supreme Court, PI 6

Vote For 1

	TOTAL	VOTE %	Absentee	Early Voting	Election Day
Jane Bland	65	100.00%	1	29	35
Total Votes Cast	65	100.00%	1	29	35
Overvotes	0		0	0	0
Undervotes	27		1	8	18

REP Presiding Judge, Ct of Crim App

Vote For 1

	TOTAL	VOTE %	Absentee	Early Voting	Election Day
David J. Schenck	50	66.67%	1	23	26
Sharon Keller	25	33.33%	0	8	17
Total Votes Cast	75	100.00%	1	31	43
Overvotes	0		0	0	0
Undervotes	17		1	6	10

Precinct 0073

REP Judge, Ct of Crim App, PI 7

Vote For 1

	TOTAL	VOTE %	Absentee	Early Voting	Election Day
Gina Parker	57	76.00%	1	29	27
Barbara Parker Hervey	18	24.00%	0	3	15
Total Votes Cast	75	100.00%	1	32	42
Overvotes	0		0	0	0
Undervotes	17		1	5	11

REP Judge, Ct of Crim App, PI 8

Vote For 1

	TOTAL	VOTE %	Absentee	Early Voting	Election Day
Lee Finley	36	56.25%	0	16	20
Michelle Slaughter	28	43.75%	0	9	19
Total Votes Cast	64	100.00%	0	25	39
Overvotes	0		0	0	0
Undervotes	28		2	12	14

REP State Representative, Dist 6

Vote For 1

	TOTAL	VOTE %	Absentee	Early Voting	Election Day
Daniel Alders	65	100.00%	1	28	36
Total Votes Cast	65	100.00%	1	28	36
Overvotes	0		0	0	0
Undervotes	27		1	9	17

REP Justice, 12th Ct of Appeals District, PI 3

Vote For 1

	TOTAL	VOTE %	Absentee	Early Voting	Election Day
Greg Neeley	65	100.00%	1	28	36
Total Votes Cast	65	100.00%	1	28	36
Overvotes	0		0	0	0
Undervotes	27		1	9	17

REP Dist Judge, 7th Judicial Dist

Vote For 1

	TOTAL	VOTE %	Absentee	Early Voting	Election Day
Kerry L. Russell	66	100.00%	1	27	38
Total Votes Cast	66	100.00%	1	27	38
Overvotes	0		0	0	0
Undervotes	26		1	10	15

Precinct 0073

REP Dist Judge, 114th Judicial Dist

Vote For 1

	TOTAL	VOTE %	Absentee	Early Voting	Election Day
Austin Reeve Jackson	69	100.00%	1	29	39
Total Votes Cast	69	100.00%	1	29	39
Overvotes	0		0	0	0
Undervotes	23		1	8	14

REP Dist Judge, 475th Judicial Dist

Vote For 1

	TOTAL	VOTE %	Absentee	Early Voting	Election Day
Taylor Heaton	66	100.00%	1	27	38
Total Votes Cast	66	100.00%	1	27	38
Overvotes	0		0	0	0
Undervotes	26		1	10	15

REP Judge, Co Court at Law No. 2, Unexp

Vote For 1

	TOTAL	VOTE %	Absentee	Early Voting	Election Day
Sara Maynard	40	51.95%	1	17	22
Amy McCullough	37	48.05%	1	15	21
Total Votes Cast	77	100.00%	2	32	43
Overvotes	0		0	0	0
Undervotes	15		0	5	10

REP Sheriff

Vote For 1

	TOTAL	VOTE %	Absentee	Early Voting	Election Day
Chris V Green	20	22.47%	0	4	16
Larry R. Smith	69	77.53%	2	32	35
Total Votes Cast	89	100.00%	2	36	51
Overvotes	0		0	0	0
Undervotes	3		0	1	2

REP County Tax Assessor-Collector

Vote For 1

	TOTAL	VOTE %	Absentee	Early Voting	Election Day
Gary B Barber	74	100.00%	1	34	39
Total Votes Cast	74	100.00%	1	34	39
Overvotes	0		0	0	0
Undervotes	18		1	3	14

Precinct 0073

REP County Chair

Vote For 1

	TOTAL	VOTE %	Absentee	Early Voting	Election Day
David Stein	41	65.08%	0	20	21
Kevin McCall	22	34.92%	0	8	14
Total Votes Cast	63	100.00%	0	28	35
Overvotes	0		0	0	0
Undervotes	29		2	9	18

REP Proposition 1

Vote For 1

	TOTAL	VOTE %	Absentee	Early Voting	Election Day
YES	74	87.06%	1	29	44
NO	11	12.94%	1	6	4
Total Votes Cast	85	100.00%	2	35	48
Overvotes	0		0	0	0
Undervotes	7		0	2	5

REP Proposition 2

Vote For 1

	TOTAL	VOTE %	Absentee	Early Voting	Election Day
YES	87	97.75%	2	37	48
NO	2	2.25%	0	0	2
Total Votes Cast	89	100.00%	2	37	50
Overvotes	0		0	0	0
Undervotes	3		0	0	3

REP Proposition 3

Vote For 1

	TOTAL	VOTE %	Absentee	Early Voting	Election Day
YES	88	97.78%	2	37	49
NO	2	2.22%	0	0	2
Total Votes Cast	90	100.00%	2	37	51
Overvotes	0		0	0	0
Undervotes	2		0	0	2

REP Proposition 4

Vote For 1

	TOTAL	VOTE %	Absentee	Early Voting	Election Day
YES	84	95.45%	2	35	47
NO	4	4.55%	0	2	2
Total Votes Cast	88	100.00%	2	37	49
Overvotes	0		0	0	0
Undervotes	4		0	0	4

Precinct 0073

REP Proposition 5

Vote For 1

	TOTAL	VOTE %	Absentee	Early Voting	Election Day
YES	83	93.26%	2	37	44
NO	6	6.74%	0	0	6
Total Votes Cast	89	100.00%	2	37	50
Overvotes	0		0	0	0
Undervotes	3		0	0	3

REP Proposition 6

Vote For 1

	TOTAL	VOTE %	Absentee	Early Voting	Election Day
YES	81	91.01%	2	35	44
NO	8	8.99%	0	1	7
Total Votes Cast	89	100.00%	2	36	51
Overvotes	0		0	0	0
Undervotes	3		0	1	2

REP Proposition 7

Vote For 1

	TOTAL	VOTE %	Absentee	Early Voting	Election Day
YES	75	87.21%	2	32	41
NO	11	12.79%	0	3	8
Total Votes Cast	86	100.00%	2	35	49
Overvotes	0		0	0	0
Undervotes	6		0	2	4

REP Proposition 8

Vote For 1

	TOTAL	VOTE %	Absentee	Early Voting	Election Day
YES	88	97.78%	2	37	49
NO	2	2.22%	0	0	2
Total Votes Cast	90	100.00%	2	37	51
Overvotes	0		0	0	0
Undervotes	2		0	0	2

REP Proposition 9

Vote For 1

	TOTAL	VOTE %	Absentee	Early Voting	Election Day
YES	73	82.02%	2	32	39
NO	16	17.98%	0	5	11
Total Votes Cast	89	100.00%	2	37	50
Overvotes	0		0	0	0
Undervotes	3		0	0	3

Precinct 0073

REP Proposition 10

Vote For 1

	TOTAL	VOTE %	Absentee	Early Voting	Election Day
YES	84	93.33%	2	36	46
NO	6	6.67%	0	1	5
Total Votes Cast	90	100.00%	2	37	51
Overvotes	0		0	0	0
Undervotes	2		0	0	2

REP Proposition 11

Vote For 1

	TOTAL	VOTE %	Absentee	Early Voting	Election Day
YES	77	86.52%	1	33	43
NO	12	13.48%	1	4	7
Total Votes Cast	89	100.00%	2	37	50
Overvotes	0		0	0	0
Undervotes	3		0	0	3

REP Proposition 12

Vote For 1

	TOTAL	VOTE %	Absentee	Early Voting	Election Day
YES	90	100.00%	2	37	51
NO	0	0.00%	0	0	0
Total Votes Cast	90	100.00%	2	37	51
Overvotes	0		0	0	0
Undervotes	2		0	0	2

REP Proposition 13

Vote For 1

	TOTAL	VOTE %	Absentee	Early Voting	Election Day
YES	86	96.63%	2	36	48
NO	3	3.37%	0	1	2
Total Votes Cast	89	100.00%	2	37	50
Overvotes	0		0	0	0
Undervotes	3		0	0	3

Precinct 0073

DEM President

Vote For 1

	TOTAL	VOTE %	Absentee	Early Voting	Election Day
Gabriel A. Cornejo	2	8.70%	0	0	2
Joseph R. Biden Jr.	17	73.91%	3	7	7
Star Locke	0	0.00%	0	0	0
Dean Phillips	1	4.35%	0	0	1
Armando "Mando" Perez-Serrato	0	0.00%	0	0	0
Marianne Williamson	3	13.04%	1	1	1
Frankie Lozada	0	0.00%	0	0	0
Cenk Uygur	0	0.00%	0	0	0
Total Votes Cast	23	100.00%	4	8	11
Overvotes	0		0	0	0
Undervotes	2		0	1	1

DEM US Senator

Vote For 1

	TOTAL	VOTE %	Absentee	Early Voting	Election Day
Carl Oscar Sherman	1	4.55%	0	1	0
Meri Gomez	1	4.55%	0	0	1
Heli Rodriguez Prilliman	1	4.55%	0	1	0
Colin Allred	10	45.45%	1	5	4
Roland Gutierrez	1	4.55%	0	1	0
A. "Robert" Hassan	1	4.55%	0	0	1
Steven J. Keough	0	0.00%	0	0	0
Thierry Tchenko	1	4.55%	0	0	1
Mark Gonzalez	6	27.27%	3	1	2
Total Votes Cast	22	100.00%	4	9	9
Overvotes	0		0	0	0
Undervotes	3		0	0	3

DEM Railroad Commissioner

Vote For 1

	TOTAL	VOTE %	Absentee	Early Voting	Election Day
Katherine Culbert	13	65.00%	4	3	6
Bill Burch	7	35.00%	0	5	2
Total Votes Cast	20	100.00%	4	8	8
Overvotes	0		0	0	0
Undervotes	5		0	1	4

Precinct 0073

DEM Justice, Supreme Court, PI 2

Vote For 1

	TOTAL	VOTE %	Absentee	Early Voting	Election Day
DaSean Jones	13	65.00%	3	4	6
Randy Sarosdy	7	35.00%	1	3	3
Total Votes Cast	20	100.00%	4	7	9
Overvotes	0		0	0	0
Undervotes	5		0	2	3

DEM Justice, Supreme Court, PI 4

Vote For 1

	TOTAL	VOTE %	Absentee	Early Voting	Election Day
Christine Vinh Weems	22	100.00%	4	8	10
Total Votes Cast	22	100.00%	4	8	10
Overvotes	0		0	0	0
Undervotes	3		0	1	2

DEM Justice, Supreme Court, PI 6

Vote For 1

	TOTAL	VOTE %	Absentee	Early Voting	Election Day
Joe Pool	9	40.91%	1	3	5
Bonnie Lee Goldstein	13	59.09%	3	5	5
Total Votes Cast	22	100.00%	4	8	10
Overvotes	0		0	0	0
Undervotes	3		0	1	2

DEM Presiding Judge, Ct of Crim App

Vote For 1

	TOTAL	VOTE %	Absentee	Early Voting	Election Day
Holly Taylor	20	100.00%	4	8	8
Total Votes Cast	20	100.00%	4	8	8
Overvotes	0		0	0	0
Undervotes	5		0	1	4

DEM Judge, Ct of Crim App, PI 7

Vote For 1

	TOTAL	VOTE %	Absentee	Early Voting	Election Day
Nancy Mulder	20	100.00%	4	8	8
Total Votes Cast	20	100.00%	4	8	8
Overvotes	0		0	0	0
Undervotes	5		0	1	4

Precinct 0073

DEM Judge, Ct of Crim App, PI 8

Vote For 1

	TOTAL	VOTE %	Absentee	Early Voting	Election Day
Chika Anyiam	20	100.00%	4	8	8
Total Votes Cast	20	100.00%	4	8	8
Overvotes	0		0	0	0
Undervotes	5		0	1	4

DEM State Representative, Dist 6

Vote For 1

	TOTAL	VOTE %	Absentee	Early Voting	Election Day
Cody J Grace	19	100.00%	4	7	8
Total Votes Cast	19	100.00%	4	7	8
Overvotes	0		0	0	0
Undervotes	6		0	2	4

DEM Constable Pct 1

Vote For 1

	TOTAL	VOTE %	Absentee	Early Voting	Election Day
Ralph Caraway Jr	21	87.50%	4	8	9
Derrick P Holman	1	4.17%	0	0	1
Willie Mims	2	8.33%	0	1	1
Total Votes Cast	24	100.00%	4	9	11
Overvotes	0		0	0	0
Undervotes	1		0	0	1

DEM County Chair

Vote For 1

	TOTAL	VOTE %	Absentee	Early Voting	Election Day
Hector Garza	20	100.00%	3	7	10
Total Votes Cast	20	100.00%	3	7	10
Overvotes	0		0	0	0
Undervotes	5		1	2	2

Precinct 0074

Statistics

	TOTAL	Absentee	Early Voting	Election Day
Registered Voters - Total	814			
Ballots Cast - Total	247	9	129	109
Ballots Cast - Republican Party	228	5	121	102
Ballots Cast - Democratic Party	19	4	8	7
Ballots Cast - Blank	0	0	0	0
Voter Turnout - Total	30.34%			
Voter Turnout - Republican Party	0.00%			
Voter Turnout - Democratic Party	0.00%			

REP President

Vote For 1

	TOTAL	VOTE %	Absentee	Early Voting	Election Day
Asa Hutchinson	1	0.44%	0	1	0
Donald J. Trump	160	70.18%	4	88	68
Ron DeSantis	5	2.19%	1	2	2
Vivek Ramaswamy	2	0.88%	0	2	0
David Stuckenberg	0	0.00%	0	0	0
Chris Christie	1	0.44%	0	0	1
Ryan L. Binkley	0	0.00%	0	0	0
Nikki Haley	56	24.56%	0	26	30
Uncommitted	3	1.32%	0	2	1
Total Votes Cast	228	100.00%	5	121	102
Overvotes	0		0	0	0
Undervotes	0		0	0	0

REP US Senator

Vote For 1

	TOTAL	VOTE %	Absentee	Early Voting	Election Day
R E (Rufus) Lopez	2	0.94%	0	1	1
Ted Cruz	195	91.55%	5	102	88
Holland "Redd" Gibson	16	7.51%	0	12	4
Total Votes Cast	213	100.00%	5	115	93
Overvotes	0		0	0	0
Undervotes	15		0	6	9

REP US Representative, Dist 1

Vote For 1

	TOTAL	VOTE %	Absentee	Early Voting	Election Day
Nathaniel Moran	172	100.00%	5	94	73
Total Votes Cast	172	100.00%	5	94	73
Overvotes	0		0	0	0
Undervotes	56		0	27	29

Precinct 0074

REP Railroad Commissioner

Vote For 1

	TOTAL	VOTE %	Absentee	Early Voting	Election Day
Corey Howell	17	9.66%	0	1	16
Petra Reyes	3	1.70%	0	2	1
Christie Clark	26	14.77%	0	15	11
James "Jim" Matlock	28	15.91%	0	11	17
Christi Craddick	102	57.95%	5	70	27
Total Votes Cast	176	100.00%	5	99	72
Overvotes	0		0	0	0
Undervotes	52		0	22	30

REP Justice, Supreme Court, PI 2

Vote For 1

	TOTAL	VOTE %	Absentee	Early Voting	Election Day
Jimmy Blacklock	155	100.00%	5	84	66
Total Votes Cast	155	100.00%	5	84	66
Overvotes	0		0	0	0
Undervotes	73		0	37	36

REP Justice, Supreme Court, PI 4

Vote For 1

	TOTAL	VOTE %	Absentee	Early Voting	Election Day
John Devine	100	60.98%	3	59	38
Brian Walker	64	39.02%	2	35	27
Total Votes Cast	164	100.00%	5	94	65
Overvotes	0		0	0	0
Undervotes	64		0	27	37

REP Justice, Supreme Court, PI 6

Vote For 1

	TOTAL	VOTE %	Absentee	Early Voting	Election Day
Jane Bland	140	100.00%	4	78	58
Total Votes Cast	140	100.00%	4	78	58
Overvotes	0		0	0	0
Undervotes	88		1	43	44

REP Presiding Judge, Ct of Crim App

Vote For 1

	TOTAL	VOTE %	Absentee	Early Voting	Election Day
David J. Schenck	114	66.28%	2	68	44
Sharon Keller	58	33.72%	3	25	30
Total Votes Cast	172	100.00%	5	93	74
Overvotes	0		0	0	0
Undervotes	56		0	28	28

Precinct 0074

REP Judge, Ct of Crim App, PI 7

Vote For 1

	TOTAL	VOTE %	Absentee	Early Voting	Election Day
Gina Parker	121	75.62%	0	75	46
Barbara Parker Hervey	39	24.38%	4	14	21
Total Votes Cast	160	100.00%	4	89	67
Overvotes	0		0	0	0
Undervotes	68		1	32	35

REP Judge, Ct of Crim App, PI 8

Vote For 1

	TOTAL	VOTE %	Absentee	Early Voting	Election Day
Lee Finley	79	52.32%	0	43	36
Michelle Slaughter	72	47.68%	4	34	34
Total Votes Cast	151	100.00%	4	77	70
Overvotes	0		0	0	0
Undervotes	77		1	44	32

REP State Representative, Dist 6

Vote For 1

	TOTAL	VOTE %	Absentee	Early Voting	Election Day
Daniel Alders	157	100.00%	4	87	66
Total Votes Cast	157	100.00%	4	87	66
Overvotes	0		0	0	0
Undervotes	71		1	34	36

REP Justice, 12th Ct of Appeals District, PI 3

Vote For 1

	TOTAL	VOTE %	Absentee	Early Voting	Election Day
Greg Neeley	149	100.00%	4	83	62
Total Votes Cast	149	100.00%	4	83	62
Overvotes	0		0	0	0
Undervotes	79		1	38	40

REP Dist Judge, 7th Judicial Dist

Vote For 1

	TOTAL	VOTE %	Absentee	Early Voting	Election Day
Kerry L. Russell	167	100.00%	4	90	73
Total Votes Cast	167	100.00%	4	90	73
Overvotes	0		0	0	0
Undervotes	61		1	31	29

Precinct 0074

REP Dist Judge, 114th Judicial Dist

Vote For 1

	TOTAL	VOTE %	Absentee	Early Voting	Election Day
Austin Reeve Jackson	158	100.00%	4	90	64
Total Votes Cast	158	100.00%	4	90	64
Overvotes	0		0	0	0
Undervotes	70		1	31	38

REP Dist Judge, 475th Judicial Dist

Vote For 1

	TOTAL	VOTE %	Absentee	Early Voting	Election Day
Taylor Heaton	156	100.00%	4	86	66
Total Votes Cast	156	100.00%	4	86	66
Overvotes	0		0	0	0
Undervotes	72		1	35	36

REP Judge, Co Court at Law No. 2, Unexp

Vote For 1

	TOTAL	VOTE %	Absentee	Early Voting	Election Day
Sara Maynard	97	48.74%	2	56	39
Amy McCullough	102	51.26%	3	53	46
Total Votes Cast	199	100.00%	5	109	85
Overvotes	0		0	0	0
Undervotes	29		0	12	17

REP Sheriff

Vote For 1

	TOTAL	VOTE %	Absentee	Early Voting	Election Day
Chris V Green	62	28.70%	1	29	32
Larry R. Smith	154	71.30%	4	88	62
Total Votes Cast	216	100.00%	5	117	94
Overvotes	0		0	0	0
Undervotes	12		0	4	8

REP County Tax Assessor-Collector

Vote For 1

	TOTAL	VOTE %	Absentee	Early Voting	Election Day
Gary B Barber	174	100.00%	5	93	76
Total Votes Cast	174	100.00%	5	93	76
Overvotes	0		0	0	0
Undervotes	54		0	28	26

Precinct 0074

REP County Commissioner Pct 1

Vote For 1

	TOTAL	VOTE %	Absentee	Early Voting	Election Day
Christina Drewry	80	41.24%	1	43	36
Pam Frederick	114	58.76%	4	64	46
Total Votes Cast	194	100.00%	5	107	82
Overvotes	0		0	0	0
Undervotes	34		0	14	20

REP Constable Pct 2

Vote For 1

	TOTAL	VOTE %	Absentee	Early Voting	Election Day
Wayne Allen	145	100.00%	4	80	61
Total Votes Cast	145	100.00%	4	80	61
Overvotes	0		0	0	0
Undervotes	83		1	41	41

REP County Chair

Vote For 1

	TOTAL	VOTE %	Absentee	Early Voting	Election Day
David Stein	121	71.60%	3	69	49
Kevin McCall	48	28.40%	2	25	21
Total Votes Cast	169	100.00%	5	94	70
Overvotes	0		0	0	0
Undervotes	59		0	27	32

REP Proposition 1

Vote For 1

	TOTAL	VOTE %	Absentee	Early Voting	Election Day
YES	152	69.41%	3	89	60
NO	67	30.59%	2	29	36
Total Votes Cast	219	100.00%	5	118	96
Overvotes	0		0	0	0
Undervotes	9		0	3	6

REP Proposition 2

Vote For 1

	TOTAL	VOTE %	Absentee	Early Voting	Election Day
YES	208	93.69%	5	110	93
NO	14	6.31%	0	9	5
Total Votes Cast	222	100.00%	5	119	98
Overvotes	0		0	0	0
Undervotes	6		0	2	4

Precinct 0074

REP Proposition 3

Vote For 1

	TOTAL	VOTE %	Absentee	Early Voting	Election Day
YES	197	88.34%	5	109	83
NO	26	11.66%	0	11	15
Total Votes Cast	223	100.00%	5	120	98
Overvotes	0		0	0	0
Undervotes	5		0	1	4

REP Proposition 4

Vote For 1

	TOTAL	VOTE %	Absentee	Early Voting	Election Day
YES	190	86.76%	5	104	81
NO	29	13.24%	0	15	14
Total Votes Cast	219	100.00%	5	119	95
Overvotes	0		0	0	0
Undervotes	9		0	2	7

REP Proposition 5

Vote For 1

	TOTAL	VOTE %	Absentee	Early Voting	Election Day
YES	177	80.82%	5	101	71
NO	42	19.18%	0	17	25
Total Votes Cast	219	100.00%	5	118	96
Overvotes	0		0	0	0
Undervotes	9		0	3	6

REP Proposition 6

Vote For 1

	TOTAL	VOTE %	Absentee	Early Voting	Election Day
YES	182	83.10%	4	104	74
NO	37	16.90%	1	13	23
Total Votes Cast	219	100.00%	5	117	97
Overvotes	0		0	0	0
Undervotes	9		0	4	5

REP Proposition 7

Vote For 1

	TOTAL	VOTE %	Absentee	Early Voting	Election Day
YES	153	75.00%	4	88	61
NO	51	25.00%	0	24	27
Total Votes Cast	204	100.00%	4	112	88
Overvotes	0		0	0	0
Undervotes	24		1	9	14

Precinct 0074

REP Proposition 8

Vote For 1

	TOTAL	VOTE %	Absentee	Early Voting	Election Day
YES	193	87.33%	4	104	85
NO	28	12.67%	1	15	12
Total Votes Cast	221	100.00%	5	119	97
Overvotes	0		0	0	0
Undervotes	7		0	2	5

REP Proposition 9

Vote For 1

	TOTAL	VOTE %	Absentee	Early Voting	Election Day
YES	159	72.27%	3	90	66
NO	61	27.73%	2	28	31
Total Votes Cast	220	100.00%	5	118	97
Overvotes	0		0	0	0
Undervotes	8		0	3	5

REP Proposition 10

Vote For 1

	TOTAL	VOTE %	Absentee	Early Voting	Election Day
YES	192	89.30%	5	101	86
NO	23	10.70%	0	15	8
Total Votes Cast	215	100.00%	5	116	94
Overvotes	0		0	0	0
Undervotes	13		0	5	8

REP Proposition 11

Vote For 1

	TOTAL	VOTE %	Absentee	Early Voting	Election Day
YES	166	75.45%	4	88	74
NO	54	24.55%	1	30	23
Total Votes Cast	220	100.00%	5	118	97
Overvotes	0		0	0	0
Undervotes	8		0	3	5

REP Proposition 12

Vote For 1

	TOTAL	VOTE %	Absentee	Early Voting	Election Day
YES	214	95.96%	5	113	96
NO	9	4.04%	0	6	3
Total Votes Cast	223	100.00%	5	119	99
Overvotes	0		0	0	0
Undervotes	5		0	2	3

Precinct 0074

REP Proposition 13

Vote For 1

	TOTAL	VOTE %	Absentee	Early Voting	Election Day
YES	205	92.34%	5	109	91
NO	17	7.66%	0	10	7
Total Votes Cast	222	100.00%	5	119	98
Overvotes	0		0	0	0
Undervotes	6		0	2	4

DEM President

Vote For 1

	TOTAL	VOTE %	Absentee	Early Voting	Election Day
Gabriel A. Cornejo	0	0.00%	0	0	0
Joseph R. Biden Jr.	18	100.00%	4	8	6
Star Locke	0	0.00%	0	0	0
Dean Phillips	0	0.00%	0	0	0
Armando "Mando" Perez-Serrato	0	0.00%	0	0	0
Marianne Williamson	0	0.00%	0	0	0
Frankie Lozada	0	0.00%	0	0	0
Cenk Uygur	0	0.00%	0	0	0
Total Votes Cast	18	100.00%	4	8	6
Overvotes	0		0	0	0
Undervotes	1		0	0	1

DEM US Senator

Vote For 1

	TOTAL	VOTE %	Absentee	Early Voting	Election Day
Carl Oscar Sherman	2	10.53%	0	0	2
Meri Gomez	3	15.79%	1	1	1
Heli Rodriguez Prilliman	0	0.00%	0	0	0
Colin Allred	10	52.63%	2	6	2
Roland Gutierrez	2	10.53%	1	1	0
A. "Robert" Hassan	0	0.00%	0	0	0
Steven J. Keough	1	5.26%	0	0	1
Thierry Tchenko	1	5.26%	0	0	1
Mark Gonzalez	0	0.00%	0	0	0
Total Votes Cast	19	100.00%	4	8	7
Overvotes	0		0	0	0
Undervotes	0		0	0	0

Precinct 0074

DEM Railroad Commissioner

Vote For 1

	TOTAL	VOTE %	Absentee	Early Voting	Election Day
Katherine Culbert	11	64.71%	4	4	3
Bill Burch	6	35.29%	0	3	3
Total Votes Cast	17	100.00%	4	7	6
Overvotes	0		0	0	0
Undervotes	2		0	1	1

DEM Justice, Supreme Court, PI 2

Vote For 1

	TOTAL	VOTE %	Absentee	Early Voting	Election Day
DaSean Jones	12	85.71%	2	6	4
Randy Sarosdy	2	14.29%	1	0	1
Total Votes Cast	14	100.00%	3	6	5
Overvotes	0		0	0	0
Undervotes	5		1	2	2

DEM Justice, Supreme Court, PI 4

Vote For 1

	TOTAL	VOTE %	Absentee	Early Voting	Election Day
Christine Vinh Weems	13	100.00%	3	6	4
Total Votes Cast	13	100.00%	3	6	4
Overvotes	0		0	0	0
Undervotes	6		1	2	3

DEM Justice, Supreme Court, PI 6

Vote For 1

	TOTAL	VOTE %	Absentee	Early Voting	Election Day
Joe Pool	4	25.00%	1	0	3
Bonnie Lee Goldstein	12	75.00%	3	7	2
Total Votes Cast	16	100.00%	4	7	5
Overvotes	0		0	0	0
Undervotes	3		0	1	2

DEM Presiding Judge, Ct of Crim App

Vote For 1

	TOTAL	VOTE %	Absentee	Early Voting	Election Day
Holly Taylor	13	100.00%	3	6	4
Total Votes Cast	13	100.00%	3	6	4
Overvotes	0		0	0	0
Undervotes	6		1	2	3

Precinct 0074

DEM Judge, Ct of Crim App, PI 7

Vote For 1

	TOTAL	VOTE %	Absentee	Early Voting	Election Day
Nancy Mulder	14	100.00%	3	6	5
Total Votes Cast	14	100.00%	3	6	5
Overvotes	0		0	0	0
Undervotes	5		1	2	2

DEM Judge, Ct of Crim App, PI 8

Vote For 1

	TOTAL	VOTE %	Absentee	Early Voting	Election Day
Chika Anyiam	13	100.00%	3	6	4
Total Votes Cast	13	100.00%	3	6	4
Overvotes	0		0	0	0
Undervotes	6		1	2	3

DEM State Representative, Dist 6

Vote For 1

	TOTAL	VOTE %	Absentee	Early Voting	Election Day
Cody J Grace	16	100.00%	4	6	6
Total Votes Cast	16	100.00%	4	6	6
Overvotes	0		0	0	0
Undervotes	3		0	2	1

DEM County Chair

Vote For 1

	TOTAL	VOTE %	Absentee	Early Voting	Election Day
Hector Garza	15	100.00%	3	6	6
Total Votes Cast	15	100.00%	3	6	6
Overvotes	0		0	0	0
Undervotes	4		1	2	1

Precinct 0075

Statistics

	TOTAL	Absentee	Early Voting	Election Day
Registered Voters - Total	3,424			
Ballots Cast - Total	1,074	28	632	414
Ballots Cast - Republican Party	1,025	24	605	396
Ballots Cast - Democratic Party	49	4	27	18
Ballots Cast - Blank	0	0	0	0
Voter Turnout - Total	31.37%			
Voter Turnout - Republican Party	0.00%			
Voter Turnout - Democratic Party	0.00%			

REP President

Vote For 1

	TOTAL	VOTE %	Absentee	Early Voting	Election Day
Asa Hutchinson	0	0.00%	0	0	0
Donald J. Trump	814	79.96%	14	477	323
Ron DeSantis	16	1.57%	2	11	3
Vivek Ramaswamy	3	0.29%	0	3	0
David Stuckenberg	0	0.00%	0	0	0
Chris Christie	2	0.20%	0	1	1
Ryan L. Binkley	1	0.10%	0	0	1
Nikki Haley	167	16.40%	6	96	65
Uncommitted	15	1.47%	2	11	2
Total Votes Cast	1,018	100.00%	24	599	395
Overvotes	0		0	0	0
Undervotes	7		0	6	1

REP US Senator

Vote For 1

	TOTAL	VOTE %	Absentee	Early Voting	Election Day
R E (Rufus) Lopez	33	3.40%	3	12	18
Ted Cruz	903	93.09%	20	540	343
Holland "Redd" Gibson	34	3.51%	1	16	17
Total Votes Cast	970	100.00%	24	568	378
Overvotes	0		0	0	0
Undervotes	55		0	37	18

REP US Representative, Dist 1

Vote For 1

	TOTAL	VOTE %	Absentee	Early Voting	Election Day
Nathaniel Moran	767	100.00%	22	466	279
Total Votes Cast	767	100.00%	22	466	279
Overvotes	0		0	0	0
Undervotes	258		2	139	117

Precinct 0075

REP Railroad Commissioner

Vote For 1

	TOTAL	VOTE %	Absentee	Early Voting	Election Day
Corey Howell	64	7.44%	0	31	33
Petra Reyes	12	1.40%	0	8	4
Christie Clark	144	16.74%	5	79	60
James "Jim" Matlock	141	16.40%	1	86	54
Christi Craddick	499	58.02%	15	317	167
Total Votes Cast	860	100.00%	21	521	318
Overvotes	0		0	0	0
Undervotes	165		3	84	78

REP Justice, Supreme Court, PI 2

Vote For 1

	TOTAL	VOTE %	Absentee	Early Voting	Election Day
Jimmy Blacklock	727	100.00%	17	448	262
Total Votes Cast	727	100.00%	17	448	262
Overvotes	0		0	0	0
Undervotes	298		7	157	134

REP Justice, Supreme Court, PI 4

Vote For 1

	TOTAL	VOTE %	Absentee	Early Voting	Election Day
John Devine	485	60.55%	13	297	175
Brian Walker	316	39.45%	6	185	125
Total Votes Cast	801	100.00%	19	482	300
Overvotes	0		0	0	0
Undervotes	224		5	123	96

REP Justice, Supreme Court, PI 6

Vote For 1

	TOTAL	VOTE %	Absentee	Early Voting	Election Day
Jane Bland	662	100.00%	17	399	246
Total Votes Cast	662	100.00%	17	399	246
Overvotes	0		0	0	0
Undervotes	363		7	206	150

REP Presiding Judge, Ct of Crim App

Vote For 1

	TOTAL	VOTE %	Absentee	Early Voting	Election Day
David J. Schenck	594	71.74%	13	350	231
Sharon Keller	234	28.26%	6	147	81
Total Votes Cast	828	100.00%	19	497	312
Overvotes	0		0	0	0
Undervotes	197		5	108	84

Precinct 0075

REP Judge, Ct of Crim App, PI 7

Vote For 1

	TOTAL	VOTE %	Absentee	Early Voting	Election Day
Gina Parker	630	79.05%	16	368	246
Barbara Parker Hervey	167	20.95%	2	105	60
Total Votes Cast	797	100.00%	18	473	306
Overvotes	0		0	0	0
Undervotes	228		6	132	90

REP Judge, Ct of Crim App, PI 8

Vote For 1

	TOTAL	VOTE %	Absentee	Early Voting	Election Day
Lee Finley	405	59.94%	7	244	154
Michelle Slaughter	319	44.06%	9	191	119
Total Votes Cast	724	100.00%	16	435	273
Overvotes	0		0	0	0
Undervotes	301		8	170	123

REP State Representative, Dist 6

Vote For 1

	TOTAL	VOTE %	Absentee	Early Voting	Election Day
Daniel Alders	715	100.00%	16	442	257
Total Votes Cast	715	100.00%	16	442	257
Overvotes	0		0	0	0
Undervotes	310		8	163	139

REP Justice, 12th Ct of Appeals District, PI 3

Vote For 1

	TOTAL	VOTE %	Absentee	Early Voting	Election Day
Greg Neeley	706	100.00%	16	435	255
Total Votes Cast	706	100.00%	16	435	255
Overvotes	0		0	0	0
Undervotes	319		8	170	141

REP Dist Judge, 7th Judicial Dist

Vote For 1

	TOTAL	VOTE %	Absentee	Early Voting	Election Day
Kerry L. Russell	726	100.00%	16	440	270
Total Votes Cast	726	100.00%	16	440	270
Overvotes	0		0	0	0
Undervotes	299		8	165	126

Precinct 0075

REP Dist Judge, 114th Judicial Dist

Vote For 1

	TOTAL	VOTE %		Absentee	Early Voting	Election Day
Austin Reeve Jackson	734	100.00%	<div style="width: 100%; height: 10px; background-color: #ffc107;"></div>	16	445	273
Total Votes Cast	734	100.00%	<div style="width: 100%; height: 10px; background-color: #ffc107;"></div>	16	445	273
Overvotes	0			0	0	0
Undervotes	291			8	160	123

REP Dist Judge, 475th Judicial Dist

Vote For 1

	TOTAL	VOTE %		Absentee	Early Voting	Election Day
Taylor Heaton	716	100.00%	<div style="width: 100%; height: 10px; background-color: #ffc107;"></div>	16	431	269
Total Votes Cast	716	100.00%	<div style="width: 100%; height: 10px; background-color: #ffc107;"></div>	16	431	269
Overvotes	0			0	0	0
Undervotes	309			8	174	127

REP Judge, Co Court at Law No. 2, Unexp

Vote For 1

	TOTAL	VOTE %		Absentee	Early Voting	Election Day
Sara Maynard	493	54.84%	<div style="width: 54.84%; height: 10px; background-color: #ffc107;"></div>	12	310	171
Amy McCullough	406	45.16%	<div style="width: 45.16%; height: 10px; background-color: #ffc107;"></div>	8	231	167
Total Votes Cast	899	100.00%	<div style="width: 100%; height: 10px; background-color: #ffc107;"></div>	20	541	338
Overvotes	0			0	0	0
Undervotes	126			4	64	58

REP Sheriff

Vote For 1

	TOTAL	VOTE %		Absentee	Early Voting	Election Day
Chris V Green	289	29.52%	<div style="width: 29.52%; height: 10px; background-color: #ffc107;"></div>	6	155	128
Larry R. Smith	690	70.48%	<div style="width: 70.48%; height: 10px; background-color: #ffc107;"></div>	18	433	239
Total Votes Cast	979	100.00%	<div style="width: 100%; height: 10px; background-color: #ffc107;"></div>	24	588	367
Overvotes	0			0	0	0
Undervotes	46			0	17	29

REP County Tax Assessor-Collector

Vote For 1

	TOTAL	VOTE %		Absentee	Early Voting	Election Day
Gary B Barber	814	100.00%	<div style="width: 100%; height: 10px; background-color: #ffc107;"></div>	20	492	302
Total Votes Cast	814	100.00%	<div style="width: 100%; height: 10px; background-color: #ffc107;"></div>	20	492	302
Overvotes	0			0	0	0
Undervotes	211			4	113	94

Precinct 0075

REP County Commissioner Pct 1

Vote For 1

	TOTAL	VOTE %	Absentee	Early Voting	Election Day
Christina Drewry	516	55.78%	15	305	196
Pam Frederick	409	44.22%	5	251	153
Total Votes Cast	925	100.00%	20	556	349
Overvotes	0		0	0	0
Undervotes	100		4	49	47

REP Constable Pct 2

Vote For 1

	TOTAL	VOTE %	Absentee	Early Voting	Election Day
Wayne Allen	703	100.00%	13	437	253
Total Votes Cast	703	100.00%	13	437	253
Overvotes	0		0	0	0
Undervotes	322		11	168	143

REP County Chair

Vote For 1

	TOTAL	VOTE %	Absentee	Early Voting	Election Day
David Stein	501	67.70%	9	315	177
Kevin McCall	239	32.30%	2	143	94
Total Votes Cast	740	100.00%	11	458	271
Overvotes	0		0	0	0
Undervotes	285		13	147	125

REP Proposition 1

Vote For 1

	TOTAL	VOTE %	Absentee	Early Voting	Election Day
YES	805	80.90%	23	458	324
NO	190	19.10%	1	132	57
Total Votes Cast	995	100.00%	24	590	381
Overvotes	0		0	0	0
Undervotes	30		0	15	15

REP Proposition 2

Vote For 1

	TOTAL	VOTE %	Absentee	Early Voting	Election Day
YES	960	95.14%	21	571	368
NO	49	4.86%	2	27	20
Total Votes Cast	1,009	100.00%	23	598	388
Overvotes	0		0	0	0
Undervotes	16		1	7	8

Precinct 0075

REP Proposition 3

Vote For 1

	TOTAL	VOTE %	Absentee	Early Voting	Election Day
YES	939	93.62%	20	560	359
NO	64	6.38%	3	34	27
Total Votes Cast	1,003	100.00%	23	594	386
Overvotes	0		0	0	0
Undervotes	22		1	11	10

REP Proposition 4

Vote For 1

	TOTAL	VOTE %	Absentee	Early Voting	Election Day
YES	927	92.70%	21	558	348
NO	73	7.30%	1	35	37
Total Votes Cast	1,000	100.00%	22	593	385
Overvotes	0		0	0	0
Undervotes	25		2	12	11

REP Proposition 5

Vote For 1

	TOTAL	VOTE %	Absentee	Early Voting	Election Day
YES	899	89.90%	20	543	336
NO	101	10.10%	2	47	52
Total Votes Cast	1,000	100.00%	22	590	388
Overvotes	0		0	0	0
Undervotes	25		2	15	8

REP Proposition 6

Vote For 1

	TOTAL	VOTE %	Absentee	Early Voting	Election Day
YES	865	87.73%	18	525	322
NO	121	12.27%	4	60	57
Total Votes Cast	986	100.00%	22	585	379
Overvotes	0		0	0	0
Undervotes	39		2	20	17

REP Proposition 7

Vote For 1

	TOTAL	VOTE %	Absentee	Early Voting	Election Day
YES	763	79.98%	15	464	284
NO	191	20.02%	8	108	75
Total Votes Cast	954	100.00%	23	572	359
Overvotes	0		0	0	0
Undervotes	71		1	33	37

Precinct 0075

REP Proposition 8

Vote For 1

	TOTAL	VOTE %	Absentee	Early Voting	Election Day
YES	945	94.12%	22	568	355
NO	59	5.88%	2	26	31
Total Votes Cast	1,004	100.00%	24	594	386
Overvotes	0		0	0	0
Undervotes	21		0	11	10

REP Proposition 9

Vote For 1

	TOTAL	VOTE %	Absentee	Early Voting	Election Day
YES	805	81.64%	17	484	304
NO	181	18.36%	6	99	76
Total Votes Cast	986	100.00%	23	583	380
Overvotes	0		0	0	0
Undervotes	39		1	22	16

REP Proposition 10

Vote For 1

	TOTAL	VOTE %	Absentee	Early Voting	Election Day
YES	918	92.54%	19	550	349
NO	74	7.46%	5	38	31
Total Votes Cast	992	100.00%	24	588	380
Overvotes	0		0	0	0
Undervotes	33		0	17	16

REP Proposition 11

Vote For 1

	TOTAL	VOTE %	Absentee	Early Voting	Election Day
YES	805	80.42%	19	479	307
NO	196	19.58%	5	113	78
Total Votes Cast	1,001	100.00%	24	592	385
Overvotes	0		0	0	0
Undervotes	24		0	13	11

REP Proposition 12

Vote For 1

	TOTAL	VOTE %	Absentee	Early Voting	Election Day
YES	997	98.52%	22	596	379
NO	15	1.48%	2	3	10
Total Votes Cast	1,012	100.00%	24	599	389
Overvotes	0		0	0	0
Undervotes	13		0	6	7

Precinct 0075

REP Proposition 13

Vote For 1

	TOTAL	VOTE %	Absentee	Early Voting	Election Day
YES	982	97.23%	22	586	374
NO	28	2.77%	2	13	13
Total Votes Cast	1,010	100.00%	24	599	387
Overvotes	0		0	0	0
Undervotes	15		0	6	9

DEM President

Vote For 1

	TOTAL	VOTE %	Absentee	Early Voting	Election Day
Gabriel A. Cornejo	1	2.13%	0	0	1
Joseph R. Biden Jr.	39	82.98%	3	24	12
Star Locke	1	2.13%	1	0	0
Dean Phillips	4	8.51%	0	1	3
Armando "Mando" Perez-Serrato	0	0.00%	0	0	0
Marianne Williamson	2	4.26%	0	1	1
Frankie Lozada	0	0.00%	0	0	0
Cenk Uygur	0	0.00%	0	0	0
Total Votes Cast	47	100.00%	4	26	17
Overvotes	0		0	0	0
Undervotes	2		0	1	1

DEM US Senator

Vote For 1

	TOTAL	VOTE %	Absentee	Early Voting	Election Day
Carl Oscar Sherman	1	2.27%	0	0	1
Meri Gomez	4	9.09%	1	2	1
Heli Rodriguez Prilliman	1	2.27%	0	0	1
Colin Allred	29	65.91%	3	15	11
Roland Gutierrez	1	2.27%	0	1	0
A. "Robert" Hassan	1	2.27%	0	1	0
Steven J. Keough	4	9.09%	0	4	0
Thierry Tchenko	0	0.00%	0	0	0
Mark Gonzalez	3	6.82%	0	2	1
Total Votes Cast	44	100.00%	4	25	15
Overvotes	0		0	0	0
Undervotes	5		0	2	3

Precinct 0075

DEM Railroad Commissioner

Vote For 1

	TOTAL	VOTE %	Absentee	Early Voting	Election Day
Katherine Culbert	37	84.09%	1	23	13
Bill Burch	7	15.91%	2	2	3
Total Votes Cast	44	100.00%	3	25	16
Overvotes	0		0	0	0
Undervotes	5		1	2	2

DEM Justice, Supreme Court, PI 2

Vote For 1

	TOTAL	VOTE %	Absentee	Early Voting	Election Day
DaSean Jones	21	55.26%	0	13	8
Randy Sarosdy	17	44.74%	3	8	6
Total Votes Cast	38	100.00%	3	21	14
Overvotes	0		0	0	0
Undervotes	11		1	6	4

DEM Justice, Supreme Court, PI 4

Vote For 1

	TOTAL	VOTE %	Absentee	Early Voting	Election Day
Christine Vinh Weems	39	100.00%	3	21	15
Total Votes Cast	39	100.00%	3	21	15
Overvotes	0		0	0	0
Undervotes	10		1	6	3

DEM Justice, Supreme Court, PI 6

Vote For 1

	TOTAL	VOTE %	Absentee	Early Voting	Election Day
Joe Pool	14	32.56%	2	3	9
Bonnie Lee Goldstein	29	67.44%	2	20	7
Total Votes Cast	43	100.00%	4	23	16
Overvotes	0		0	0	0
Undervotes	6		0	4	2

DEM Presiding Judge, Ct of Crim App

Vote For 1

	TOTAL	VOTE %	Absentee	Early Voting	Election Day
Holly Taylor	39	100.00%	2	22	15
Total Votes Cast	39	100.00%	2	22	15
Overvotes	0		0	0	0
Undervotes	10		2	5	3

Precinct 0075

DEM Judge, Ct of Crim App, PI 7

Vote For 1

	TOTAL	VOTE %	Absentee	Early Voting	Election Day
Nancy Mulder	40	100.00%	3	22	15
Total Votes Cast	40	100.00%	3	22	15
Overvotes	0		0	0	0
Undervotes	9		1	5	3

DEM Judge, Ct of Crim App, PI 8

Vote For 1

	TOTAL	VOTE %	Absentee	Early Voting	Election Day
Chika Anyiam	39	100.00%	3	22	14
Total Votes Cast	39	100.00%	3	22	14
Overvotes	0		0	0	0
Undervotes	10		1	5	4

DEM State Representative, Dist 6

Vote For 1

	TOTAL	VOTE %	Absentee	Early Voting	Election Day
Cody J Grace	41	100.00%	2	22	17
Total Votes Cast	41	100.00%	2	22	17
Overvotes	0		0	0	0
Undervotes	8		2	5	1

DEM County Chair

Vote For 1

	TOTAL	VOTE %	Absentee	Early Voting	Election Day
Hector Garza	40	100.00%	1	24	15
Total Votes Cast	40	100.00%	1	24	15
Overvotes	0		0	0	0
Undervotes	9		3	3	3

Precinct 0076

Statistics

	TOTAL	Absentee	Early Voting	Election Day
Registered Voters - Total	1,058			
Ballots Cast - Total	61	5	24	32
Ballots Cast - Republican Party	28	1	11	16
Ballots Cast - Democratic Party	33	4	13	16
Ballots Cast - Blank	0	0	0	0
Voter Turnout - Total	5.77%			
Voter Turnout - Republican Party	0.00%			
Voter Turnout - Democratic Party	0.00%			

REP President

Vote For 1

	TOTAL	VOTE %	Absentee	Early Voting	Election Day
Asa Hutchinson	0	0.00%	0	0	0
Donald J. Trump	24	85.71%	1	11	12
Ron DeSantis	1	3.57%	0	0	1
Vivek Ramaswamy	0	0.00%	0	0	0
David Stuckenberg	0	0.00%	0	0	0
Chris Christie	0	0.00%	0	0	0
Ryan L. Binkley	0	0.00%	0	0	0
Nikki Haley	3	10.71%	0	0	3
Uncommitted	0	0.00%	0	0	0
Total Votes Cast	28	100.00%	1	11	16
Overvotes	0		0	0	0
Undervotes	0		0	0	0

REP US Senator

Vote For 1

	TOTAL	VOTE %	Absentee	Early Voting	Election Day
R E (Rufus) Lopez	0	0.00%	0	0	0
Ted Cruz	22	88.00%	1	9	12
Holland "Redd" Gibson	3	12.00%	0	0	3
Total Votes Cast	25	100.00%	1	9	15
Overvotes	0		0	0	0
Undervotes	3		0	2	1

REP US Representative, Dist 1

Vote For 1

	TOTAL	VOTE %	Absentee	Early Voting	Election Day
Nathaniel Moran	19	100.00%	1	6	12
Total Votes Cast	19	100.00%	1	6	12
Overvotes	0		0	0	0
Undervotes	9		0	5	4

Precinct 0076

REP Railroad Commissioner

Vote For 1

	TOTAL	VOTE %	Absentee	Early Voting	Election Day
Corey Howell	3	13.64%	0	1	2
Petra Reyes	1	4.55%	0	0	1
Christie Clark	2	9.09%	0	1	1
James "Jim" Matlock	5	22.73%	0	2	3
Christi Craddick	11	50.00%	1	5	5
Total Votes Cast	22	100.00%	1	9	12
Overvotes	0		0	0	0
Undervotes	6		0	2	4

REP Justice, Supreme Court, PI 2

Vote For 1

	TOTAL	VOTE %	Absentee	Early Voting	Election Day
Jimmy Blacklock	17	100.00%	1	6	10
Total Votes Cast	17	100.00%	1	6	10
Overvotes	0		0	0	0
Undervotes	11		0	5	6

REP Justice, Supreme Court, PI 4

Vote For 1

	TOTAL	VOTE %	Absentee	Early Voting	Election Day
John Devine	8	47.06%	1	2	5
Brian Walker	9	52.94%	0	4	5
Total Votes Cast	17	100.00%	1	6	10
Overvotes	0		0	0	0
Undervotes	11		0	5	6

REP Justice, Supreme Court, PI 6

Vote For 1

	TOTAL	VOTE %	Absentee	Early Voting	Election Day
Jane Bland	15	100.00%	1	5	9
Total Votes Cast	15	100.00%	1	5	9
Overvotes	0		0	0	0
Undervotes	13		0	6	7

REP Presiding Judge, Ct of Crim App

Vote For 1

	TOTAL	VOTE %	Absentee	Early Voting	Election Day
David J. Schenck	13	59.09%	1	3	9
Sharon Keller	9	40.91%	0	5	4
Total Votes Cast	22	100.00%	1	8	13
Overvotes	0		0	0	0
Undervotes	6		0	3	3

Precinct 0076

REP Judge, Ct of Crim App, PI 7

Vote For 1

	TOTAL	VOTE %	Absentee	Early Voting	Election Day
Gina Parker	16	80.00%	1	6	9
Barbara Parker Hervey	4	20.00%	0	1	3
Total Votes Cast	20	100.00%	1	7	12
Overvotes	0		0	0	0
Undervotes	8		0	4	4

REP Judge, Ct of Crim App, PI 8

Vote For 1

	TOTAL	VOTE %	Absentee	Early Voting	Election Day
Lee Finley	12	63.16%	1	3	8
Michelle Slaughter	7	36.84%	0	3	4
Total Votes Cast	19	100.00%	1	6	12
Overvotes	0		0	0	0
Undervotes	9		0	5	4

REP State Representative, Dist 6

Vote For 1

	TOTAL	VOTE %	Absentee	Early Voting	Election Day
Daniel Alders	16	100.00%	1	6	9
Total Votes Cast	16	100.00%	1	6	9
Overvotes	0		0	0	0
Undervotes	12		0	5	7

REP Justice, 12th Ct of Appeals District, PI 3

Vote For 1

	TOTAL	VOTE %	Absentee	Early Voting	Election Day
Greg Neeley	15	100.00%	1	6	8
Total Votes Cast	15	100.00%	1	6	8
Overvotes	0		0	0	0
Undervotes	13		0	5	8

REP Dist Judge, 7th Judicial Dist

Vote For 1

	TOTAL	VOTE %	Absentee	Early Voting	Election Day
Kerry L. Russell	19	100.00%	1	8	10
Total Votes Cast	19	100.00%	1	8	10
Overvotes	0		0	0	0
Undervotes	9		0	3	6

Precinct 0076

REP Dist Judge, 114th Judicial Dist

Vote For 1

	TOTAL	VOTE %	Absentee	Early Voting	Election Day
Austin Reeve Jackson	19	100.00%	1	9	9
Total Votes Cast	19	100.00%	1	9	9
Overvotes	0		0	0	0
Undervotes	9		0	2	7

REP Dist Judge, 475th Judicial Dist

Vote For 1

	TOTAL	VOTE %	Absentee	Early Voting	Election Day
Taylor Heaton	19	100.00%	1	9	9
Total Votes Cast	19	100.00%	1	9	9
Overvotes	0		0	0	0
Undervotes	9		0	2	7

REP Judge, Co Court at Law No. 2, Unexp

Vote For 1

	TOTAL	VOTE %	Absentee	Early Voting	Election Day
Sara Maynard	11	44.00%	1	4	6
Amy McCullough	14	56.00%	0	6	8
Total Votes Cast	25	100.00%	1	10	14
Overvotes	0		0	0	0
Undervotes	3		0	1	2

REP Sheriff

Vote For 1

	TOTAL	VOTE %	Absentee	Early Voting	Election Day
Chris V Green	6	22.22%	0	2	4
Larry R. Smith	21	77.78%	1	9	11
Total Votes Cast	27	100.00%	1	11	15
Overvotes	0		0	0	0
Undervotes	1		0	0	1

REP County Tax Assessor-Collector

Vote For 1

	TOTAL	VOTE %	Absentee	Early Voting	Election Day
Gary B Barber	22	100.00%	1	10	11
Total Votes Cast	22	100.00%	1	10	11
Overvotes	0		0	0	0
Undervotes	6		0	1	5

Precinct 0076

REP County Chair

Vote For 1

	TOTAL	VOTE %	Absentee	Early Voting	Election Day
David Stein	13	56.52%	0	5	8
Kevin McCall	10	43.48%	1	5	4
Total Votes Cast	23	100.00%	1	10	12
Overvotes	0		0	0	0
Undervotes	5		0	1	4

REP Proposition 1

Vote For 1

	TOTAL	VOTE %	Absentee	Early Voting	Election Day
YES	20	76.92%	1	9	10
NO	6	23.08%	0	2	4
Total Votes Cast	26	100.00%	1	11	14
Overvotes	0		0	0	0
Undervotes	2		0	0	2

REP Proposition 2

Vote For 1

	TOTAL	VOTE %	Absentee	Early Voting	Election Day
YES	26	92.86%	1	11	14
NO	2	7.14%	0	0	2
Total Votes Cast	28	100.00%	1	11	16
Overvotes	0		0	0	0
Undervotes	0		0	0	0

REP Proposition 3

Vote For 1

	TOTAL	VOTE %	Absentee	Early Voting	Election Day
YES	27	96.43%	1	11	15
NO	1	3.57%	0	0	1
Total Votes Cast	28	100.00%	1	11	16
Overvotes	0		0	0	0
Undervotes	0		0	0	0

REP Proposition 4

Vote For 1

	TOTAL	VOTE %	Absentee	Early Voting	Election Day
YES	26	92.86%	1	11	14
NO	2	7.14%	0	0	2
Total Votes Cast	28	100.00%	1	11	16
Overvotes	0		0	0	0
Undervotes	0		0	0	0

Precinct 0076

REP Proposition 5

Vote For 1

	TOTAL	VOTE %	Absentee	Early Voting	Election Day
YES	25	89.29%	1	11	13
NO	3	10.71%	0	0	3
Total Votes Cast	28	100.00%	1	11	16
Overvotes	0		0	0	0
Undervotes	0		0	0	0

REP Proposition 6

Vote For 1

	TOTAL	VOTE %	Absentee	Early Voting	Election Day
YES	24	85.71%	1	11	12
NO	4	14.29%	0	0	4
Total Votes Cast	28	100.00%	1	11	16
Overvotes	0		0	0	0
Undervotes	0		0	0	0

REP Proposition 7

Vote For 1

	TOTAL	VOTE %	Absentee	Early Voting	Election Day
YES	22	81.48%	1	8	13
NO	5	18.52%	0	3	2
Total Votes Cast	27	100.00%	1	11	15
Overvotes	0		0	0	0
Undervotes	1		0	0	1

REP Proposition 8

Vote For 1

	TOTAL	VOTE %	Absentee	Early Voting	Election Day
YES	24	92.31%	1	11	12
NO	2	7.69%	0	0	2
Total Votes Cast	26	100.00%	1	11	14
Overvotes	0		0	0	0
Undervotes	2		0	0	2

REP Proposition 9

Vote For 1

	TOTAL	VOTE %	Absentee	Early Voting	Election Day
YES	18	75.00%	1	8	9
NO	6	25.00%	0	3	3
Total Votes Cast	24	100.00%	1	11	12
Overvotes	0		0	0	0
Undervotes	4		0	0	4

Precinct 0076

REP Proposition 10

Vote For 1

	TOTAL	VOTE %	Absentee	Early Voting	Election Day
YES	23	88.46%	1	11	11
NO	3	11.54%	0	0	3
Total Votes Cast	26	100.00%	1	11	14
Overvotes	0		0	0	0
Undervotes	2		0	0	2

REP Proposition 11

Vote For 1

	TOTAL	VOTE %	Absentee	Early Voting	Election Day
YES	20	76.92%	1	10	9
NO	6	23.08%	0	1	5
Total Votes Cast	26	100.00%	1	11	14
Overvotes	0		0	0	0
Undervotes	2		0	0	2

REP Proposition 12

Vote For 1

	TOTAL	VOTE %	Absentee	Early Voting	Election Day
YES	26	100.00%	1	11	14
NO	0	0.00%	0	0	0
Total Votes Cast	26	100.00%	1	11	14
Overvotes	0		0	0	0
Undervotes	2		0	0	2

REP Proposition 13

Vote For 1

	TOTAL	VOTE %	Absentee	Early Voting	Election Day
YES	25	96.15%	1	11	13
NO	1	3.85%	0	0	1
Total Votes Cast	26	100.00%	1	11	14
Overvotes	0		0	0	0
Undervotes	2		0	0	2

Precinct 0076

DEM President

Vote For 1

	TOTAL	VOTE %	Absentee	Early Voting	Election Day
Gabriel A. Cornejo	2	6.45%	0	1	1
Joseph R. Biden Jr.	23	74.19%	4	8	11
Star Locke	3	9.68%	0	2	1
Dean Phillips	2	6.45%	0	1	1
Armando "Mando" Perez-Serrato	0	0.00%	0	0	0
Marianne Williamson	0	0.00%	0	0	0
Frankie Lozada	1	3.23%	0	1	0
Cenk Uygur	0	0.00%	0	0	0
Total Votes Cast	31	100.00%	4	13	14
Overvotes	0		0	0	0
Undervotes	2		0	0	2

DEM US Senator

Vote For 1

	TOTAL	VOTE %	Absentee	Early Voting	Election Day
Carl Oscar Sherman	8	26.67%	2	3	3
Meri Gomez	4	13.33%	0	1	3
Heli Rodriguez Prilliman	0	0.00%	0	0	0
Colin Allred	9	30.00%	1	5	3
Roland Gutierrez	2	6.67%	0	0	2
A. "Robert" Hassan	3	10.00%	0	2	1
Steven J. Keough	0	0.00%	0	0	0
Thierry Tchenko	0	0.00%	0	0	0
Mark Gonzalez	4	13.33%	1	1	2
Total Votes Cast	30	100.00%	4	12	14
Overvotes	0		0	0	0
Undervotes	3		0	1	2

DEM Railroad Commissioner

Vote For 1

	TOTAL	VOTE %	Absentee	Early Voting	Election Day
Katherine Culbert	20	64.52%	4	10	6
Bill Burch	11	35.48%	0	2	9
Total Votes Cast	31	100.00%	4	12	15
Overvotes	0		0	0	0
Undervotes	2		0	1	1

Precinct 0076

DEM Justice, Supreme Court, PI 2

Vote For 1

	TOTAL	VOTE %	Absentee	Early Voting	Election Day
DaSean Jones	26	89.66%	3	9	14
Randy Sarosdy	3	10.34%	1	2	0
Total Votes Cast	29	100.00%	4	11	14
Overvotes	0		0	0	0
Undervotes	4		0	2	2

DEM Justice, Supreme Court, PI 4

Vote For 1

	TOTAL	VOTE %	Absentee	Early Voting	Election Day
Christine Vinh Weems	25	100.00%	4	9	12
Total Votes Cast	25	100.00%	4	9	12
Overvotes	0		0	0	0
Undervotes	8		0	4	4

DEM Justice, Supreme Court, PI 6

Vote For 1

	TOTAL	VOTE %	Absentee	Early Voting	Election Day
Joe Pool	10	37.04%	1	5	4
Bonnie Lee Goldstein	17	62.96%	3	6	8
Total Votes Cast	27	100.00%	4	11	12
Overvotes	0		0	0	0
Undervotes	6		0	2	4

DEM Presiding Judge, Ct of Crim App

Vote For 1

	TOTAL	VOTE %	Absentee	Early Voting	Election Day
Holly Taylor	26	100.00%	4	10	12
Total Votes Cast	26	100.00%	4	10	12
Overvotes	0		0	0	0
Undervotes	7		0	3	4

DEM Judge, Ct of Crim App, PI 7

Vote For 1

	TOTAL	VOTE %	Absentee	Early Voting	Election Day
Nancy Mulder	27	100.00%	4	11	12
Total Votes Cast	27	100.00%	4	11	12
Overvotes	0		0	0	0
Undervotes	6		0	2	4

Precinct 0076

DEM Judge, Ct of Crim App, PI 8

Vote For 1

	TOTAL	VOTE %	Absentee	Early Voting	Election Day
Chika Anyiam	24	100.00%	4	8	12
Total Votes Cast	24	100.00%	4	8	12
Overvotes	0		0	0	0
Undervotes	9		0	5	4

DEM State Representative, Dist 6

Vote For 1

	TOTAL	VOTE %	Absentee	Early Voting	Election Day
Cody J Grace	26	100.00%	4	11	11
Total Votes Cast	26	100.00%	4	11	11
Overvotes	0		0	0	0
Undervotes	7		0	2	5

DEM Constable Pct 1

Vote For 1

	TOTAL	VOTE %	Absentee	Early Voting	Election Day
Ralph Caraway Jr	19	57.58%	3	5	11
Derrick P Holman	5	15.15%	0	2	3
Willie Mims	9	27.27%	1	6	2
Total Votes Cast	33	100.00%	4	13	16
Overvotes	0		0	0	0
Undervotes	0		0	0	0

DEM County Chair

Vote For 1

	TOTAL	VOTE %	Absentee	Early Voting	Election Day
Hector Garza	28	100.00%	3	11	14
Total Votes Cast	28	100.00%	3	11	14
Overvotes	0		0	0	0
Undervotes	5		1	2	2

Precinct 0077

Statistics

	TOTAL	Absentee	Early Voting	Election Day
Registered Voters - Total	740			
Ballots Cast - Total	150	10	67	73
Ballots Cast - Republican Party	130	8	59	63
Ballots Cast - Democratic Party	20	2	8	10
Ballots Cast - Blank	1	0	0	1
Voter Turnout - Total	20.27%			
Voter Turnout - Republican Party	0.00%			
Voter Turnout - Democratic Party	0.00%			

REP President

Vote For 1

	TOTAL	VOTE %	Absentee	Early Voting	Election Day
Asa Hutchinson	0	0.00%	0	0	0
Donald J. Trump	96	74.42%	8	40	48
Ron DeSantis	3	2.33%	0	2	1
Vivek Ramaswamy	0	0.00%	0	0	0
David Stuckenberg	0	0.00%	0	0	0
Chris Christie	0	0.00%	0	0	0
Ryan L. Binkley	0	0.00%	0	0	0
Nikki Haley	28	21.71%	0	16	12
Uncommitted	2	1.55%	0	1	1
Total Votes Cast	129	100.00%	8	59	62
Overvotes	0		0	0	0
Undervotes	1		0	0	1

REP US Senator

Vote For 1

	TOTAL	VOTE %	Absentee	Early Voting	Election Day
R E (Rufus) Lopez	4	3.31%	0	2	2
Ted Cruz	111	91.74%	8	48	55
Holland "Redd" Gibson	6	4.96%	0	5	1
Total Votes Cast	121	100.00%	8	55	58
Overvotes	0		0	0	0
Undervotes	9		0	4	5

REP US Representative, Dist 1

Vote For 1

	TOTAL	VOTE %	Absentee	Early Voting	Election Day
Nathaniel Moran	97	100.00%	7	48	42
Total Votes Cast	97	100.00%	7	48	42
Overvotes	0		0	0	0
Undervotes	33		1	11	21

Precinct 0077

REP Railroad Commissioner

Vote For 1

	TOTAL	VOTE %	Absentee	Early Voting	Election Day
Corey Howell	5	4.90%	0	3	2
Petra Reyes	2	1.96%	0	0	2
Christie Clark	6	5.88%	0	2	4
James "Jim" Matlock	24	23.53%	2	10	12
Christi Craddick	65	63.73%	3	39	23
Total Votes Cast	102	100.00%	5	54	43
Overvotes	0		0	0	0
Undervotes	28		3	5	20

REP Justice, Supreme Court, PI 2

Vote For 1

	TOTAL	VOTE %	Absentee	Early Voting	Election Day
Jimmy Blacklock	85	100.00%	7	43	35
Total Votes Cast	85	100.00%	7	43	35
Overvotes	0		0	0	0
Undervotes	45		1	16	28

REP Justice, Supreme Court, PI 4

Vote For 1

	TOTAL	VOTE %	Absentee	Early Voting	Election Day
John Devine	45	48.91%	2	24	19
Brian Walker	47	51.09%	3	23	21
Total Votes Cast	92	100.00%	5	47	40
Overvotes	0		0	0	0
Undervotes	38		3	12	23

REP Justice, Supreme Court, PI 6

Vote For 1

	TOTAL	VOTE %	Absentee	Early Voting	Election Day
Jane Bland	71	100.00%	6	34	31
Total Votes Cast	71	100.00%	6	34	31
Overvotes	0		0	0	0
Undervotes	59		2	25	32

REP Presiding Judge, Ct of Crim App

Vote For 1

	TOTAL	VOTE %	Absentee	Early Voting	Election Day
David J. Schenck	63	66.32%	4	34	25
Sharon Keller	32	33.68%	1	17	14
Total Votes Cast	95	100.00%	5	51	39
Overvotes	0		0	0	0
Undervotes	35		3	8	24

Precinct 0077

REP Judge, Ct of Crim App, PI 7

Vote For 1

	TOTAL	VOTE %	Absentee	Early Voting	Election Day
Gina Parker	63	69.23%	3	31	29
Barbara Parker Hervey	28	30.77%	2	16	10
Total Votes Cast	91	100.00%	5	47	39
Overvotes	0		0	0	0
Undervotes	39		3	12	24

REP Judge, Ct of Crim App, PI 8

Vote For 1

	TOTAL	VOTE %	Absentee	Early Voting	Election Day
Lee Finley	51	56.67%	2	27	22
Michelle Slaughter	39	43.33%	3	19	17
Total Votes Cast	90	100.00%	5	46	39
Overvotes	0		0	0	0
Undervotes	40		3	13	24

REP State Representative, Dist 6

Vote For 1

	TOTAL	VOTE %	Absentee	Early Voting	Election Day
Daniel Alders	80	100.00%	6	37	37
Total Votes Cast	80	100.00%	6	37	37
Overvotes	0		0	0	0
Undervotes	50		2	22	26

REP Justice, 12th Ct of Appeals District, PI 3

Vote For 1

	TOTAL	VOTE %	Absentee	Early Voting	Election Day
Greg Neeley	81	100.00%	6	39	36
Total Votes Cast	81	100.00%	6	39	36
Overvotes	0		0	0	0
Undervotes	49		2	20	27

REP Dist Judge, 7th Judicial Dist

Vote For 1

	TOTAL	VOTE %	Absentee	Early Voting	Election Day
Kerry L. Russell	92	100.00%	6	47	39
Total Votes Cast	92	100.00%	6	47	39
Overvotes	0		0	0	0
Undervotes	38		2	12	24

Precinct 0077

REP Dist Judge, 114th Judicial Dist

Vote For 1

	TOTAL	VOTE %	Absentee	Early Voting	Election Day
Austin Reeve Jackson	87	100.00%	5	45	37
Total Votes Cast	87	100.00%	5	45	37
Overvotes	0		0	0	0
Undervotes	43		3	14	26

REP Dist Judge, 475th Judicial Dist

Vote For 1

	TOTAL	VOTE %	Absentee	Early Voting	Election Day
Taylor Heaton	89	100.00%	6	45	38
Total Votes Cast	89	100.00%	6	45	38
Overvotes	0		0	0	0
Undervotes	41		2	14	25

REP Judge, Co Court at Law No. 2, Unexp

Vote For 1

	TOTAL	VOTE %	Absentee	Early Voting	Election Day
Sara Maynard	53	46.90%	3	28	22
Amy McCullough	60	53.10%	4	25	31
Total Votes Cast	113	100.00%	7	53	53
Overvotes	0		0	0	0
Undervotes	17		1	6	10

REP Sheriff

Vote For 1

	TOTAL	VOTE %	Absentee	Early Voting	Election Day
Chris V Green	28	22.76%	0	12	16
Larry R. Smith	95	77.24%	8	45	42
Total Votes Cast	123	100.00%	8	57	58
Overvotes	0		0	0	0
Undervotes	7		0	2	5

REP County Tax Assessor-Collector

Vote For 1

	TOTAL	VOTE %	Absentee	Early Voting	Election Day
Gary B Barber	99	100.00%	7	47	45
Total Votes Cast	99	100.00%	7	47	45
Overvotes	0		0	0	0
Undervotes	31		1	12	18

Precinct 0077

REP Constable Pct 2

Vote For 1

	TOTAL	VOTE %	Absentee	Early Voting	Election Day
Wayne Allen	86	100.00%	6	43	37
Total Votes Cast	86	100.00%	6	43	37
Overvotes	0		0	0	0
Undervotes	44		2	16	26

REP County Chair

Vote For 1

	TOTAL	VOTE %	Absentee	Early Voting	Election Day
David Stein	83	80.58%	4	40	39
Kevin McCall	20	19.42%	1	11	8
Total Votes Cast	103	100.00%	5	51	47
Overvotes	0		0	0	0
Undervotes	27		3	8	16

REP Proposition 1

Vote For 1

	TOTAL	VOTE %	Absentee	Early Voting	Election Day
YES	89	72.36%	6	42	41
NO	34	27.64%	0	15	19
Total Votes Cast	123	100.00%	6	57	60
Overvotes	0		0	0	0
Undervotes	7		2	2	3

REP Proposition 2

Vote For 1

	TOTAL	VOTE %	Absentee	Early Voting	Election Day
YES	116	90.62%	8	52	56
NO	12	9.38%	0	7	5
Total Votes Cast	128	100.00%	8	59	61
Overvotes	0		0	0	0
Undervotes	2		0	0	2

REP Proposition 3

Vote For 1

	TOTAL	VOTE %	Absentee	Early Voting	Election Day
YES	111	88.10%	8	51	52
NO	15	11.90%	0	8	7
Total Votes Cast	126	100.00%	8	59	59
Overvotes	0		0	0	0
Undervotes	4		0	0	4

Precinct 0077

REP Proposition 4

Vote For 1

	TOTAL	VOTE %	Absentee	Early Voting	Election Day
YES	108	85.71%	8	49	51
NO	18	14.29%	0	10	8
Total Votes Cast	126	100.00%	8	59	59
Overvotes	0		0	0	0
Undervotes	4		0	0	4

REP Proposition 5

Vote For 1

	TOTAL	VOTE %	Absentee	Early Voting	Election Day
YES	99	79.20%	8	47	44
NO	26	20.80%	0	12	14
Total Votes Cast	125	100.00%	8	59	58
Overvotes	0		0	0	0
Undervotes	5		0	0	5

REP Proposition 6

Vote For 1

	TOTAL	VOTE %	Absentee	Early Voting	Election Day
YES	98	79.67%	7	49	42
NO	25	20.33%	0	9	16
Total Votes Cast	123	100.00%	7	58	58
Overvotes	0		0	0	0
Undervotes	7		1	1	5

REP Proposition 7

Vote For 1

	TOTAL	VOTE %	Absentee	Early Voting	Election Day
YES	88	76.52%	5	46	37
NO	27	23.48%	0	12	15
Total Votes Cast	115	100.00%	5	58	52
Overvotes	0		0	0	0
Undervotes	15		3	1	11

REP Proposition 8

Vote For 1

	TOTAL	VOTE %	Absentee	Early Voting	Election Day
YES	115	89.84%	8	52	55
NO	13	10.16%	0	7	6
Total Votes Cast	128	100.00%	8	59	61
Overvotes	0		0	0	0
Undervotes	2		0	0	2

Precinct 0077

REP Proposition 9

Vote For 1

	TOTAL	VOTE %		Absentee	Early Voting	Election Day
YES	89	71.77%	<div style="width: 71.77%;"><div style="width: 71.77%;"></div></div>	6	40	43
NO	35	28.23%	<div style="width: 28.23%;"><div style="width: 28.23%;"></div></div>	2	19	14
Total Votes Cast	124	100.00%	<div style="width: 100.00%;"><div style="width: 100.00%;"></div></div>	8	59	57
Overvotes	0			0	0	0
Undervotes	6			0	0	6

REP Proposition 10

Vote For 1

	TOTAL	VOTE %		Absentee	Early Voting	Election Day
YES	112	89.60%	<div style="width: 89.60%;"><div style="width: 89.60%;"></div></div>	6	52	54
NO	13	10.40%	<div style="width: 10.40%;"><div style="width: 10.40%;"></div></div>	2	6	5
Total Votes Cast	125	100.00%	<div style="width: 100.00%;"><div style="width: 100.00%;"></div></div>	8	58	59
Overvotes	0			0	0	0
Undervotes	5			0	1	4

REP Proposition 11

Vote For 1

	TOTAL	VOTE %		Absentee	Early Voting	Election Day
YES	93	75.00%	<div style="width: 75.00%;"><div style="width: 75.00%;"></div></div>	5	38	50
NO	31	25.00%	<div style="width: 25.00%;"><div style="width: 25.00%;"></div></div>	1	20	10
Total Votes Cast	124	100.00%	<div style="width: 100.00%;"><div style="width: 100.00%;"></div></div>	6	58	60
Overvotes	0			0	0	0
Undervotes	6			2	1	3

REP Proposition 12

Vote For 1

	TOTAL	VOTE %		Absentee	Early Voting	Election Day
YES	118	92.19%	<div style="width: 92.19%;"><div style="width: 92.19%;"></div></div>	8	55	55
NO	10	7.81%	<div style="width: 7.81%;"><div style="width: 7.81%;"></div></div>	0	4	6
Total Votes Cast	128	100.00%	<div style="width: 100.00%;"><div style="width: 100.00%;"></div></div>	8	59	61
Overvotes	0			0	0	0
Undervotes	2			0	0	2

REP Proposition 13

Vote For 1

	TOTAL	VOTE %		Absentee	Early Voting	Election Day
YES	118	92.19%	<div style="width: 92.19%;"><div style="width: 92.19%;"></div></div>	8	53	57
NO	10	7.81%	<div style="width: 7.81%;"><div style="width: 7.81%;"></div></div>	0	6	4
Total Votes Cast	128	100.00%	<div style="width: 100.00%;"><div style="width: 100.00%;"></div></div>	8	59	61
Overvotes	0			0	0	0
Undervotes	2			0	0	2

Precinct 0077

DEM President

Vote For 1

	TOTAL	VOTE %	Absentee	Early Voting	Election Day
Gabriel A. Cornejo	0	0.00%	0	0	0
Joseph R. Biden Jr.	19	100.00%	2	8	9
Star Locke	0	0.00%	0	0	0
Dean Phillips	0	0.00%	0	0	0
Armando "Mando" Perez-Serrato	0	0.00%	0	0	0
Marianne Williamson	0	0.00%	0	0	0
Frankie Lozada	0	0.00%	0	0	0
Cenk Uygur	0	0.00%	0	0	0
Total Votes Cast	19	100.00%	2	8	9
Overvotes	0		0	0	0
Undervotes	1		0	0	1

DEM US Senator

Vote For 1

	TOTAL	VOTE %	Absentee	Early Voting	Election Day
Carl Oscar Sherman	2	11.76%	0	0	2
Meri Gomez	1	5.88%	1	0	0
Heli Rodriguez Prilliman	0	0.00%	0	0	0
Colin Allred	8	47.06%	0	4	4
Roland Gutierrez	4	23.53%	0	2	2
A. "Robert" Hassan	0	0.00%	0	0	0
Steven J. Keough	1	5.88%	0	0	1
Thierry Tchenko	0	0.00%	0	0	0
Mark Gonzalez	1	5.88%	0	1	0
Total Votes Cast	17	100.00%	1	7	9
Overvotes	0		0	0	0
Undervotes	3		1	1	1

DEM Railroad Commissioner

Vote For 1

	TOTAL	VOTE %	Absentee	Early Voting	Election Day
Katherine Culbert	8	50.00%	0	3	5
Bill Burch	8	50.00%	1	4	3
Total Votes Cast	16	100.00%	1	7	8
Overvotes	0		0	0	0
Undervotes	4		1	1	2

Precinct 0077

DEM Justice, Supreme Court, PI 2

Vote For 1

	TOTAL	VOTE %	Absentee	Early Voting	Election Day
DaSean Jones	11	64.71%	1	4	6
Randy Sarosdy	6	35.29%	0	3	3
Total Votes Cast	17	100.00%	1	7	9
Overvotes	0		0	0	0
Undervotes	3		1	1	1

DEM Justice, Supreme Court, PI 4

Vote For 1

	TOTAL	VOTE %	Absentee	Early Voting	Election Day
Christine Vinh Weems	13	100.00%	1	6	6
Total Votes Cast	13	100.00%	1	6	6
Overvotes	0		0	0	0
Undervotes	7		1	2	4

DEM Justice, Supreme Court, PI 6

Vote For 1

	TOTAL	VOTE %	Absentee	Early Voting	Election Day
Joe Pool	5	31.25%	1	1	3
Bonnie Lee Goldstein	11	68.75%	0	6	5
Total Votes Cast	16	100.00%	1	7	8
Overvotes	0		0	0	0
Undervotes	4		1	1	2

DEM Presiding Judge, Ct of Crim App

Vote For 1

	TOTAL	VOTE %	Absentee	Early Voting	Election Day
Holly Taylor	13	100.00%	1	5	7
Total Votes Cast	13	100.00%	1	5	7
Overvotes	0		0	0	0
Undervotes	7		1	3	3

DEM Judge, Ct of Crim App, PI 7

Vote For 1

	TOTAL	VOTE %	Absentee	Early Voting	Election Day
Nancy Mulder	13	100.00%	1	5	7
Total Votes Cast	13	100.00%	1	5	7
Overvotes	0		0	0	0
Undervotes	7		1	3	3

Precinct 0077

DEM Judge, Ct of Crim App, PI 8

Vote For 1

	TOTAL	VOTE %	Absentee	Early Voting	Election Day
Chika Anyiam	13	100.00%	1	5	7
Total Votes Cast	13	100.00%	1	5	7
Overvotes	0		0	0	0
Undervotes	7		1	3	3

DEM State Representative, Dist 6

Vote For 1

	TOTAL	VOTE %	Absentee	Early Voting	Election Day
Cody J Grace	13	100.00%	1	5	7
Total Votes Cast	13	100.00%	1	5	7
Overvotes	0		0	0	0
Undervotes	7		1	3	3

DEM County Chair

Vote For 1

	TOTAL	VOTE %	Absentee	Early Voting	Election Day
Hector Garza	14	100.00%	1	5	8
Total Votes Cast	14	100.00%	1	5	8
Overvotes	0		0	0	0
Undervotes	6		1	3	2

Precinct 0079

Statistics

	TOTAL	Absentee	Early Voting	Election Day
Registered Voters - Total	4,160			
Ballots Cast - Total	981	13	455	513
Ballots Cast - Republican Party	892	9	425	458
Ballots Cast - Democratic Party	89	4	30	55
Ballots Cast - Blank	1	0	1	0
Voter Turnout - Total	23.58%			
Voter Turnout - Republican Party	0.00%			
Voter Turnout - Democratic Party	0.00%			

REP President

Vote For 1

	TOTAL	VOTE %	Absentee	Early Voting	Election Day
Asa Hutchinson	1	0.11%	0	0	1
Donald J. Trump	728	81.98%	8	345	375
Ron DeSantis	24	2.70%	0	12	12
Vivek Ramaswamy	3	0.34%	0	2	1
David Stuckenberg	0	0.00%	0	0	0
Chris Christie	4	0.45%	0	3	1
Ryan L. Binkley	1	0.11%	0	0	1
Nikki Haley	109	12.27%	0	52	57
Uncommitted	18	2.03%	0	10	8
Total Votes Cast	888	100.00%	8	424	456
Overvotes	0		0	0	0
Undervotes	4		1	1	2

REP US Senator

Vote For 1

	TOTAL	VOTE %	Absentee	Early Voting	Election Day
R E (Rufus) Lopez	27	3.18%	0	13	14
Ted Cruz	802	94.46%	8	381	413
Holland "Redd" Gibson	20	2.36%	0	9	11
Total Votes Cast	849	100.00%	8	403	438
Overvotes	0		0	0	0
Undervotes	43		1	22	20

REP US Representative, Dist 1

Vote For 1

	TOTAL	VOTE %	Absentee	Early Voting	Election Day
Nathaniel Moran	711	100.00%	7	345	359
Total Votes Cast	711	100.00%	7	345	359
Overvotes	0		0	0	0
Undervotes	181		2	80	99

Precinct 0079

REP Railroad Commissioner

Vote For 1

	TOTAL	VOTE %	Absentee	Early Voting	Election Day
Corey Howell	77	10.52%	0	32	45
Petra Reyes	19	2.60%	0	10	9
Christie Clark	118	16.12%	1	58	59
James "Jim" Matlock	128	17.49%	0	54	74
Christi Craddick	390	53.28%	7	206	177
Total Votes Cast	732	100.00%	8	360	364
Overvotes	0		0	0	0
Undervotes	160		1	65	94

REP Justice, Supreme Court, PI 2

Vote For 1

	TOTAL	VOTE %	Absentee	Early Voting	Election Day
Jimmy Blacklock	667	100.00%	7	333	327
Total Votes Cast	667	100.00%	7	333	327
Overvotes	0		0	0	0
Undervotes	225		2	92	131

REP Justice, Supreme Court, PI 4

Vote For 1

	TOTAL	VOTE %	Absentee	Early Voting	Election Day
John Devine	366	52.89%	2	179	185
Brian Walker	326	47.11%	5	166	155
Total Votes Cast	692	100.00%	7	345	340
Overvotes	0		0	0	0
Undervotes	200		2	80	118

REP Justice, Supreme Court, PI 6

Vote For 1

	TOTAL	VOTE %	Absentee	Early Voting	Election Day
Jane Bland	614	100.00%	7	306	301
Total Votes Cast	614	100.00%	7	306	301
Overvotes	0		0	0	0
Undervotes	278		2	119	157

REP Presiding Judge, Ct of Crim App

Vote For 1

	TOTAL	VOTE %	Absentee	Early Voting	Election Day
David J. Schenck	474	68.30%	2	232	240
Sharon Keller	220	31.70%	5	111	104
Total Votes Cast	694	100.00%	7	343	344
Overvotes	0		0	0	0
Undervotes	198		2	82	114

Precinct 0079

REP Judge, Ct of Crim App, PI 7

Vote For 1

	TOTAL	VOTE %	Absentee	Early Voting	Election Day
Gina Parker	520	76.47%	5	256	259
Barbara Parker Hervey	160	23.53%	2	82	76
Total Votes Cast	680	100.00%	7	338	335
Overvotes	0		0	0	0
Undervotes	212		2	87	123

REP Judge, Ct of Crim App, PI 8

Vote For 1

	TOTAL	VOTE %	Absentee	Early Voting	Election Day
Lee Finley	364	56.88%	0	161	203
Michelle Slaughter	276	43.12%	6	145	125
Total Votes Cast	640	100.00%	6	306	328
Overvotes	0		0	0	0
Undervotes	252		3	119	130

REP State Representative, Dist 6

Vote For 1

	TOTAL	VOTE %	Absentee	Early Voting	Election Day
Daniel Alders	647	100.00%	7	320	320
Total Votes Cast	647	100.00%	7	320	320
Overvotes	0		0	0	0
Undervotes	245		2	105	138

REP Justice, 12th Ct of Appeals District, PI 3

Vote For 1

	TOTAL	VOTE %	Absentee	Early Voting	Election Day
Greg Neeley	637	100.00%	7	310	320
Total Votes Cast	637	100.00%	7	310	320
Overvotes	0		0	0	0
Undervotes	255		2	115	138

REP Dist Judge, 7th Judicial Dist

Vote For 1

	TOTAL	VOTE %	Absentee	Early Voting	Election Day
Kerry L. Russell	684	100.00%	8	341	335
Total Votes Cast	684	100.00%	8	341	335
Overvotes	0		0	0	0
Undervotes	208		1	84	123

Precinct 0079

REP Dist Judge, 114th Judicial Dist

Vote For 1

	TOTAL	VOTE %	Absentee	Early Voting	Election Day
Austin Reeve Jackson	671	100.00%	7	331	333
Total Votes Cast	671	100.00%	7	331	333
Overvotes	0		0	0	0
Undervotes	221		2	94	125

REP Dist Judge, 475th Judicial Dist

Vote For 1

	TOTAL	VOTE %	Absentee	Early Voting	Election Day
Taylor Heaton	660	100.00%	7	327	326
Total Votes Cast	660	100.00%	7	327	326
Overvotes	0		0	0	0
Undervotes	232		2	98	132

REP Judge, Co Court at Law No. 2, Unexp

Vote For 1

	TOTAL	VOTE %	Absentee	Early Voting	Election Day
Sara Maynard	444	58.19%	3	217	224
Amy McCullough	319	41.81%	5	157	157
Total Votes Cast	763	100.00%	8	374	381
Overvotes	0		0	0	0
Undervotes	129		1	51	77

REP Sheriff

Vote For 1

	TOTAL	VOTE %	Absentee	Early Voting	Election Day
Chris V Green	312	37.41%	2	135	175
Larry R. Smith	522	62.59%	6	271	245
Total Votes Cast	834	100.00%	8	406	420
Overvotes	0		0	0	0
Undervotes	58		1	19	38

REP County Tax Assessor-Collector

Vote For 1

	TOTAL	VOTE %	Absentee	Early Voting	Election Day
Gary B Barber	727	100.00%	8	359	360
Total Votes Cast	727	100.00%	8	359	360
Overvotes	0		0	0	0
Undervotes	165		1	66	98

Precinct 0079

REP County Commissioner Pct 1

Vote For 1

	TOTAL	VOTE %		Absentee	Early Voting	Election Day
Christina Drewry	425	55.05%	<div style="width: 55.05%;"><div style="width: 55.05%;"></div></div>	6	191	228
Pam Frederick	347	44.95%	<div style="width: 44.95%;"><div style="width: 44.95%;"></div></div>	2	187	158
Total Votes Cast	772	100.00%	<div style="width: 100.00%;"><div style="width: 100.00%;"></div></div>	8	378	386
Overvotes	0			0	0	0
Undervotes	120			1	47	72

REP Constable Pct 2

Vote For 1

	TOTAL	VOTE %		Absentee	Early Voting	Election Day
Wayne Allen	665	100.00%	<div style="width: 100.00%;"><div style="width: 100.00%;"></div></div>	7	330	328
Total Votes Cast	665	100.00%	<div style="width: 100.00%;"><div style="width: 100.00%;"></div></div>	7	330	328
Overvotes	0			0	0	0
Undervotes	227			2	95	130

REP County Chair

Vote For 1

	TOTAL	VOTE %		Absentee	Early Voting	Election Day
David Stein	414	61.52%	<div style="width: 61.52%;"><div style="width: 61.52%;"></div></div>	5	237	172
Kevin McCall	259	38.48%	<div style="width: 38.48%;"><div style="width: 38.48%;"></div></div>	1	94	164
Total Votes Cast	673	100.00%	<div style="width: 100.00%;"><div style="width: 100.00%;"></div></div>	6	331	336
Overvotes	0			0	0	0
Undervotes	219			3	94	122

REP Proposition 1

Vote For 1

	TOTAL	VOTE %		Absentee	Early Voting	Election Day
YES	710	81.80%	<div style="width: 81.80%;"><div style="width: 81.80%;"></div></div>	6	329	375
NO	158	18.20%	<div style="width: 18.20%;"><div style="width: 18.20%;"></div></div>	3	86	69
Total Votes Cast	868	100.00%	<div style="width: 100.00%;"><div style="width: 100.00%;"></div></div>	9	415	444
Overvotes	0			0	0	0
Undervotes	24			0	10	14

REP Proposition 2

Vote For 1

	TOTAL	VOTE %		Absentee	Early Voting	Election Day
YES	826	94.40%	<div style="width: 94.40%;"><div style="width: 94.40%;"></div></div>	9	395	422
NO	49	5.60%	<div style="width: 5.60%;"><div style="width: 5.60%;"></div></div>	0	20	29
Total Votes Cast	875	100.00%	<div style="width: 100.00%;"><div style="width: 100.00%;"></div></div>	9	415	451
Overvotes	0			0	0	0
Undervotes	17			0	10	7

Precinct 0079

REP Proposition 3

Vote For 1

	TOTAL	VOTE %	Absentee	Early Voting	Election Day
YES	812	93.55%	9	390	413
NO	56	6.45%	0	25	31
Total Votes Cast	868	100.00%	9	415	444
Overvotes	0		0	0	0
Undervotes	24		0	10	14

REP Proposition 4

Vote For 1

	TOTAL	VOTE %	Absentee	Early Voting	Election Day
YES	786	90.97%	9	373	404
NO	78	9.03%	0	39	39
Total Votes Cast	864	100.00%	9	412	443
Overvotes	0		0	0	0
Undervotes	28		0	13	15

REP Proposition 5

Vote For 1

	TOTAL	VOTE %	Absentee	Early Voting	Election Day
YES	760	87.76%	9	367	384
NO	106	12.24%	0	46	60
Total Votes Cast	866	100.00%	9	413	444
Overvotes	0		0	0	0
Undervotes	26		0	12	14

REP Proposition 6

Vote For 1

	TOTAL	VOTE %	Absentee	Early Voting	Election Day
YES	737	86.40%	8	362	367
NO	116	13.60%	1	50	65
Total Votes Cast	853	100.00%	9	412	432
Overvotes	0		0	0	0
Undervotes	39		0	13	26

REP Proposition 7

Vote For 1

	TOTAL	VOTE %	Absentee	Early Voting	Election Day
YES	660	82.50%	8	323	329
NO	140	17.50%	1	67	72
Total Votes Cast	800	100.00%	9	390	401
Overvotes	0		0	0	0
Undervotes	92		0	35	57

Precinct 0079

REP Proposition 8

Vote For 1

	TOTAL	VOTE %	Absentee	Early Voting	Election Day
YES	815	93.89%	9	386	420
NO	53	6.11%	0	27	26
Total Votes Cast	868	100.00%	9	413	446
Overvotes	0		0	0	0
Undervotes	24		0	12	12

REP Proposition 9

Vote For 1

	TOTAL	VOTE %	Absentee	Early Voting	Election Day
YES	674	78.83%	9	336	329
NO	181	21.17%	0	76	105
Total Votes Cast	855	100.00%	9	412	434
Overvotes	0		0	0	0
Undervotes	37		0	13	24

REP Proposition 10

Vote For 1

	TOTAL	VOTE %	Absentee	Early Voting	Election Day
YES	794	92.97%	8	381	405
NO	60	7.03%	1	27	32
Total Votes Cast	854	100.00%	9	408	437
Overvotes	0		0	0	0
Undervotes	38		0	17	21

REP Proposition 11

Vote For 1

	TOTAL	VOTE %	Absentee	Early Voting	Election Day
YES	701	80.76%	6	327	368
NO	167	19.24%	3	88	76
Total Votes Cast	868	100.00%	9	415	444
Overvotes	0		0	0	0
Undervotes	24		0	10	14

REP Proposition 12

Vote For 1

	TOTAL	VOTE %	Absentee	Early Voting	Election Day
YES	862	97.95%	9	414	439
NO	18	2.05%	0	7	11
Total Votes Cast	880	100.00%	9	421	450
Overvotes	0		0	0	0
Undervotes	12		0	4	8

Precinct 0079

REP Proposition 13

Vote For 1

	TOTAL	VOTE %	Absentee	Early Voting	Election Day
YES	851	97.48%	9	405	437
NO	22	2.52%	0	11	11
Total Votes Cast	873	100.00%	9	416	448
Overvotes	0		0	0	0
Undervotes	19		0	9	10

DEM President

Vote For 1

	TOTAL	VOTE %	Absentee	Early Voting	Election Day
Gabriel A. Cornejo	3	3.49%	0	2	1
Joseph R. Biden Jr.	75	87.21%	4	26	45
Star Locke	2	2.33%	0	0	2
Dean Phillips	2	2.33%	0	1	1
Armando "Mando" Perez-Serrato	0	0.00%	0	0	0
Marianne Williamson	3	3.49%	0	0	3
Frankie Lozada	0	0.00%	0	0	0
Cenk Uygur	1	1.16%	0	0	1
Total Votes Cast	86	100.00%	4	29	53
Overvotes	0		0	0	0
Undervotes	3		0	1	2

DEM US Senator

Vote For 1

	TOTAL	VOTE %	Absentee	Early Voting	Election Day
Carl Oscar Sherman	14	16.87%	0	5	9
Meri Gomez	9	10.84%	0	1	8
Heli Rodriguez Prilliman	3	3.61%	0	1	2
Colin Allred	31	37.35%	4	15	12
Roland Gutierrez	7	8.43%	0	0	7
A. "Robert" Hassan	6	7.23%	0	0	6
Steven J. Keough	6	7.23%	0	3	3
Thierry Tchenko	2	2.41%	0	0	2
Mark Gonzalez	5	6.02%	0	2	3
Total Votes Cast	83	100.00%	4	27	52
Overvotes	0		0	0	0
Undervotes	6		0	3	3

Precinct 0079

DEM Railroad Commissioner

Vote For 1

	TOTAL	VOTE %	Absentee	Early Voting	Election Day
Katherine Culbert	63	76.83%	4	21	38
Bill Burch	19	23.17%	0	5	14
Total Votes Cast	82	100.00%	4	26	52
Overvotes	0		0	0	0
Undervotes	7		0	4	3

DEM Justice, Supreme Court, PI 2

Vote For 1

	TOTAL	VOTE %	Absentee	Early Voting	Election Day
DaSean Jones	55	66.27%	1	19	35
Randy Sarosdy	28	33.73%	3	8	17
Total Votes Cast	83	100.00%	4	27	52
Overvotes	0		0	0	0
Undervotes	6		0	3	3

DEM Justice, Supreme Court, PI 4

Vote For 1

	TOTAL	VOTE %	Absentee	Early Voting	Election Day
Christine Vinh Weems	79	100.00%	4	25	50
Total Votes Cast	79	100.00%	4	25	50
Overvotes	0		0	0	0
Undervotes	10		0	5	5

DEM Justice, Supreme Court, PI 6

Vote For 1

	TOTAL	VOTE %	Absentee	Early Voting	Election Day
Joe Pool	36	42.86%	1	8	27
Bonnie Lee Goldstein	48	57.14%	3	19	26
Total Votes Cast	84	100.00%	4	27	53
Overvotes	0		0	0	0
Undervotes	5		0	3	2

DEM Presiding Judge, Ct of Crim App

Vote For 1

	TOTAL	VOTE %	Absentee	Early Voting	Election Day
Holly Taylor	77	100.00%	4	23	50
Total Votes Cast	77	100.00%	4	23	50
Overvotes	0		0	0	0
Undervotes	12		0	7	5

Precinct 0079

DEM Judge, Ct of Crim App, PI 7

Vote For 1

	TOTAL	VOTE %	Absentee	Early Voting	Election Day
Nancy Mulder	81	100.00%	4	25	52
Total Votes Cast	81	100.00%	4	25	52
Overvotes	0		0	0	0
Undervotes	8		0	5	3

DEM Judge, Ct of Crim App, PI 8

Vote For 1

	TOTAL	VOTE %	Absentee	Early Voting	Election Day
Chika Anyiam	77	100.00%	4	24	49
Total Votes Cast	77	100.00%	4	24	49
Overvotes	0		0	0	0
Undervotes	12		0	6	6

DEM State Representative, Dist 6

Vote For 1

	TOTAL	VOTE %	Absentee	Early Voting	Election Day
Cody J Grace	82	100.00%	4	27	51
Total Votes Cast	82	100.00%	4	27	51
Overvotes	0		0	0	0
Undervotes	7		0	3	4

DEM County Chair

Vote For 1

	TOTAL	VOTE %	Absentee	Early Voting	Election Day
Hector Garza	77	100.00%	4	28	45
Total Votes Cast	77	100.00%	4	28	45
Overvotes	0		0	0	0
Undervotes	12		0	2	10

Precinct 0081

Statistics

	TOTAL	Absentee	Early Voting	Election Day
Registered Voters - Total	255			
Ballots Cast - Total	34	0	20	14
Ballots Cast - Republican Party	24	0	13	11
Ballots Cast - Democratic Party	10	0	7	3
Ballots Cast - Blank	0	0	0	0
Voter Turnout - Total	13.33%			
Voter Turnout - Republican Party	0.00%			
Voter Turnout - Democratic Party	0.00%			

REP President

Vote For 1

	TOTAL	VOTE %	Absentee	Early Voting	Election Day
Asa Hutchinson	0	0.00%	0	0	0
Donald J. Trump	23	95.83%	0	13	10
Ron DeSantis	0	0.00%	0	0	0
Vivek Ramaswamy	0	0.00%	0	0	0
David Stuckenberg	0	0.00%	0	0	0
Chris Christie	0	0.00%	0	0	0
Ryan L. Binkley	0	0.00%	0	0	0
Nikki Haley	1	4.17%	0	0	1
Uncommitted	0	0.00%	0	0	0
Total Votes Cast	24	100.00%	0	13	11
Overvotes	0		0	0	0
Undervotes	0		0	0	0

REP US Senator

Vote For 1

	TOTAL	VOTE %	Absentee	Early Voting	Election Day
R E (Rufus) Lopez	0	0.00%	0	0	0
Ted Cruz	23	95.83%	0	13	10
Holland "Redd" Gibson	1	4.17%	0	0	1
Total Votes Cast	24	100.00%	0	13	11
Overvotes	0		0	0	0
Undervotes	0		0	0	0

REP US Representative, Dist 1

Vote For 1

	TOTAL	VOTE %	Absentee	Early Voting	Election Day
Nathaniel Moran	18	100.00%	0	11	7
Total Votes Cast	18	100.00%	0	11	7
Overvotes	0		0	0	0
Undervotes	6		0	2	4

Precinct 0081

REP Railroad Commissioner

Vote For 1

	TOTAL	VOTE %	Absentee	Early Voting	Election Day
Corey Howell	0	0.00%	0	0	0
Petra Reyes	0	0.00%	0	0	0
Christie Clark	6	30.00%	0	3	3
James "Jim" Matlock	5	25.00%	0	3	2
Christi Craddick	9	45.00%	0	5	4
Total Votes Cast	20	100.00%	0	11	9
Overvotes	0		0	0	0
Undervotes	4		0	2	2

REP Justice, Supreme Court, PI 2

Vote For 1

	TOTAL	VOTE %	Absentee	Early Voting	Election Day
Jimmy Blacklock	19	100.00%	0	12	7
Total Votes Cast	19	100.00%	0	12	7
Overvotes	0		0	0	0
Undervotes	5		0	1	4

REP Justice, Supreme Court, PI 4

Vote For 1

	TOTAL	VOTE %	Absentee	Early Voting	Election Day
John Devine	5	29.41%	0	3	2
Brian Walker	12	70.59%	0	7	5
Total Votes Cast	17	100.00%	0	10	7
Overvotes	0		0	0	0
Undervotes	7		0	3	4

REP Justice, Supreme Court, PI 6

Vote For 1

	TOTAL	VOTE %	Absentee	Early Voting	Election Day
Jane Bland	18	100.00%	0	11	7
Total Votes Cast	18	100.00%	0	11	7
Overvotes	0		0	0	0
Undervotes	6		0	2	4

REP Presiding Judge, Ct of Crim App

Vote For 1

	TOTAL	VOTE %	Absentee	Early Voting	Election Day
David J. Schenck	10	55.56%	0	8	2
Sharon Keller	8	44.44%	0	2	6
Total Votes Cast	18	100.00%	0	10	8
Overvotes	0		0	0	0
Undervotes	6		0	3	3

Precinct 0081

REP Judge, Ct of Crim App, PI 7

Vote For 1

	TOTAL	VOTE %	Absentee	Early Voting	Election Day
Gina Parker	7	38.89%	0	2	5
Barbara Parker Hervey	11	61.11%	0	8	3
Total Votes Cast	18	100.00%	0	10	8
Overvotes	0		0	0	0
Undervotes	6		0	3	3

REP Judge, Ct of Crim App, PI 8

Vote For 1

	TOTAL	VOTE %	Absentee	Early Voting	Election Day
Lee Finley	8	44.44%	0	5	3
Michelle Slaughter	10	55.56%	0	5	5
Total Votes Cast	18	100.00%	0	10	8
Overvotes	0		0	0	0
Undervotes	6		0	3	3

REP State Representative, Dist 6

Vote For 1

	TOTAL	VOTE %	Absentee	Early Voting	Election Day
Daniel Alders	18	100.00%	0	11	7
Total Votes Cast	18	100.00%	0	11	7
Overvotes	0		0	0	0
Undervotes	6		0	2	4

REP Justice, 12th Ct of Appeals District, PI 3

Vote For 1

	TOTAL	VOTE %	Absentee	Early Voting	Election Day
Greg Neeley	17	100.00%	0	10	7
Total Votes Cast	17	100.00%	0	10	7
Overvotes	0		0	0	0
Undervotes	7		0	3	4

REP Dist Judge, 7th Judicial Dist

Vote For 1

	TOTAL	VOTE %	Absentee	Early Voting	Election Day
Kerry L. Russell	19	100.00%	0	11	8
Total Votes Cast	19	100.00%	0	11	8
Overvotes	0		0	0	0
Undervotes	5		0	2	3

Precinct 0081

REP Dist Judge, 114th Judicial Dist

Vote For 1

	TOTAL	VOTE %	Absentee	Early Voting	Election Day
Austin Reeve Jackson	19	100.00%	0	11	8
Total Votes Cast	19	100.00%	0	11	8
Overvotes	0		0	0	0
Undervotes	5		0	2	3

REP Dist Judge, 475th Judicial Dist

Vote For 1

	TOTAL	VOTE %	Absentee	Early Voting	Election Day
Taylor Heaton	19	100.00%	0	11	8
Total Votes Cast	19	100.00%	0	11	8
Overvotes	0		0	0	0
Undervotes	5		0	2	3

REP Judge, Co Court at Law No. 2, Unexp

Vote For 1

	TOTAL	VOTE %	Absentee	Early Voting	Election Day
Sara Maynard	12	60.00%	0	6	6
Amy McCullough	8	40.00%	0	5	3
Total Votes Cast	20	100.00%	0	11	9
Overvotes	0		0	0	0
Undervotes	4		0	2	2

REP Sheriff

Vote For 1

	TOTAL	VOTE %	Absentee	Early Voting	Election Day
Chris V Green	10	41.67%	0	7	3
Larry R. Smith	14	58.33%	0	6	8
Total Votes Cast	24	100.00%	0	13	11
Overvotes	0		0	0	0
Undervotes	0		0	0	0

REP County Tax Assessor-Collector

Vote For 1

	TOTAL	VOTE %	Absentee	Early Voting	Election Day
Gary B Barber	20	100.00%	0	11	9
Total Votes Cast	20	100.00%	0	11	9
Overvotes	0		0	0	0
Undervotes	4		0	2	2

Precinct 0081

REP County Commissioner Pct 3

Vote For 1

	TOTAL	VOTE %	Absentee	Early Voting	Election Day
Rusty Smith	6	30.00%	0	1	5
J. Scott Herod	8	40.00%	0	7	1
Terry Phillips	6	30.00%	0	3	3
Total Votes Cast	20	100.00%	0	11	9
Overvotes	0		0	0	0
Undervotes	4		0	2	2

REP Constable Pct 4

Vote For 1

	TOTAL	VOTE %	Absentee	Early Voting	Election Day
Josh Joplin	17	100.00%	0	9	8
Total Votes Cast	17	100.00%	0	9	8
Overvotes	0		0	0	0
Undervotes	7		0	4	3

REP County Chair

Vote For 1

	TOTAL	VOTE %	Absentee	Early Voting	Election Day
David Stein	7	36.84%	0	3	4
Kevin McCall	12	63.16%	0	8	4
Total Votes Cast	19	100.00%	0	11	8
Overvotes	0		0	0	0
Undervotes	5		0	2	3

REP Proposition 1

Vote For 1

	TOTAL	VOTE %	Absentee	Early Voting	Election Day
YES	20	83.33%	0	11	9
NO	4	16.67%	0	2	2
Total Votes Cast	24	100.00%	0	13	11
Overvotes	0		0	0	0
Undervotes	0		0	0	0

REP Proposition 2

Vote For 1

	TOTAL	VOTE %	Absentee	Early Voting	Election Day
YES	24	100.00%	0	13	11
NO	0	0.00%	0	0	0
Total Votes Cast	24	100.00%	0	13	11
Overvotes	0		0	0	0
Undervotes	0		0	0	0

Precinct 0081

REP Proposition 3

Vote For 1

	TOTAL	VOTE %		Absentee	Early Voting	Election Day
YES	24	100.00%	<div style="width: 100%; height: 10px; background-color: #ffc107;"></div>	0	13	11
NO	0	0.00%	<div style="width: 0%; height: 10px; background-color: #6c757d;"></div>	0	0	0
Total Votes Cast	24	100.00%	<div style="width: 100%; height: 10px; background-color: #ffc107;"></div>	0	13	11
Overvotes	0			0	0	0
Undervotes	0			0	0	0

REP Proposition 4

Vote For 1

	TOTAL	VOTE %		Absentee	Early Voting	Election Day
YES	23	100.00%	<div style="width: 100%; height: 10px; background-color: #ffc107;"></div>	0	13	10
NO	0	0.00%	<div style="width: 0%; height: 10px; background-color: #6c757d;"></div>	0	0	0
Total Votes Cast	23	100.00%	<div style="width: 100%; height: 10px; background-color: #ffc107;"></div>	0	13	10
Overvotes	0			0	0	0
Undervotes	1			0	0	1

REP Proposition 5

Vote For 1

	TOTAL	VOTE %		Absentee	Early Voting	Election Day
YES	23	100.00%	<div style="width: 100%; height: 10px; background-color: #ffc107;"></div>	0	13	10
NO	0	0.00%	<div style="width: 0%; height: 10px; background-color: #6c757d;"></div>	0	0	0
Total Votes Cast	23	100.00%	<div style="width: 100%; height: 10px; background-color: #ffc107;"></div>	0	13	10
Overvotes	0			0	0	0
Undervotes	1			0	0	1

REP Proposition 6

Vote For 1

	TOTAL	VOTE %		Absentee	Early Voting	Election Day
YES	21	91.30%	<div style="width: 91.30%; height: 10px; background-color: #ffc107;"></div>	0	11	10
NO	2	8.70%	<div style="width: 8.70%; height: 10px; background-color: #6c757d;"></div>	0	2	0
Total Votes Cast	23	100.00%	<div style="width: 100%; height: 10px; background-color: #ffc107;"></div>	0	13	10
Overvotes	0			0	0	0
Undervotes	1			0	0	1

REP Proposition 7

Vote For 1

	TOTAL	VOTE %		Absentee	Early Voting	Election Day
YES	17	77.27%	<div style="width: 77.27%; height: 10px; background-color: #ffc107;"></div>	0	10	7
NO	5	22.73%	<div style="width: 22.73%; height: 10px; background-color: #6c757d;"></div>	0	3	2
Total Votes Cast	22	100.00%	<div style="width: 100%; height: 10px; background-color: #ffc107;"></div>	0	13	9
Overvotes	0			0	0	0
Undervotes	2			0	0	2

Precinct 0081

REP Proposition 8

Vote For 1

	TOTAL	VOTE %	Absentee	Early Voting	Election Day
YES	23	100.00%	0	13	10
NO	0	0.00%	0	0	0
Total Votes Cast	23	100.00%	0	13	10
Overvotes	0		0	0	0
Undervotes	1		0	0	1

REP Proposition 9

Vote For 1

	TOTAL	VOTE %	Absentee	Early Voting	Election Day
YES	14	66.67%	0	8	6
NO	7	33.33%	0	4	3
Total Votes Cast	21	100.00%	0	12	9
Overvotes	0		0	0	0
Undervotes	3		0	1	2

REP Proposition 10

Vote For 1

	TOTAL	VOTE %	Absentee	Early Voting	Election Day
YES	23	100.00%	0	13	10
NO	0	0.00%	0	0	0
Total Votes Cast	23	100.00%	0	13	10
Overvotes	0		0	0	0
Undervotes	1		0	0	1

REP Proposition 11

Vote For 1

	TOTAL	VOTE %	Absentee	Early Voting	Election Day
YES	21	95.45%	0	11	10
NO	1	4.55%	0	1	0
Total Votes Cast	22	100.00%	0	12	10
Overvotes	0		0	0	0
Undervotes	2		0	1	1

REP Proposition 12

Vote For 1

	TOTAL	VOTE %	Absentee	Early Voting	Election Day
YES	23	100.00%	0	13	10
NO	0	0.00%	0	0	0
Total Votes Cast	23	100.00%	0	13	10
Overvotes	0		0	0	0
Undervotes	1		0	0	1

Precinct 0081

REP Proposition 13

Vote For 1

	TOTAL	VOTE %	Absentee	Early Voting	Election Day
YES	23	100.00%	0	13	10
NO	0	0.00%	0	0	0
Total Votes Cast	23	100.00%	0	13	10
Overvotes	0		0	0	0
Undervotes	1		0	0	1

DEM President

Vote For 1

	TOTAL	VOTE %	Absentee	Early Voting	Election Day
Gabriel A. Cornejo	1	10.00%	0	1	0
Joseph R. Biden Jr.	8	80.00%	0	6	2
Star Locke	0	0.00%	0	0	0
Dean Phillips	0	0.00%	0	0	0
Armando "Mando" Perez-Serrato	0	0.00%	0	0	0
Marianne Williamson	0	0.00%	0	0	0
Frankie Lozada	0	0.00%	0	0	0
Cenk Uygur	1	10.00%	0	0	1
Total Votes Cast	10	100.00%	0	7	3
Overvotes	0		0	0	0
Undervotes	0		0	0	0

DEM US Senator

Vote For 1

	TOTAL	VOTE %	Absentee	Early Voting	Election Day
Carl Oscar Sherman	1	12.50%	0	1	0
Meri Gomez	0	0.00%	0	0	0
Heli Rodriguez Prilliman	0	0.00%	0	0	0
Colin Allred	4	50.00%	0	3	1
Roland Gutierrez	0	0.00%	0	0	0
A. "Robert" Hassan	2	25.00%	0	1	1
Steven J. Keough	0	0.00%	0	0	0
Thierry Tchenko	0	0.00%	0	0	0
Mark Gonzalez	1	12.50%	0	1	0
Total Votes Cast	8	100.00%	0	6	2
Overvotes	0		0	0	0
Undervotes	2		0	1	1

Precinct 0081

DEM Railroad Commissioner

Vote For 1

	TOTAL	VOTE %	Absentee	Early Voting	Election Day
Katherine Culbert	3	42.86%	0	2	1
Bill Burch	4	57.14%	0	3	1
Total Votes Cast	7	100.00%	0	5	2
Overvotes	0		0	0	0
Undervotes	3		0	2	1

DEM Justice, Supreme Court, PI 2

Vote For 1

	TOTAL	VOTE %	Absentee	Early Voting	Election Day
DaSean Jones	6	75.00%	0	3	3
Randy Sarosdy	2	25.00%	0	2	0
Total Votes Cast	8	100.00%	0	5	3
Overvotes	0		0	0	0
Undervotes	2		0	2	0

DEM Justice, Supreme Court, PI 4

Vote For 1

	TOTAL	VOTE %	Absentee	Early Voting	Election Day
Christine Vinh Weems	4	100.00%	0	2	2
Total Votes Cast	4	100.00%	0	2	2
Overvotes	0		0	0	0
Undervotes	6		0	5	1

DEM Justice, Supreme Court, PI 6

Vote For 1

	TOTAL	VOTE %	Absentee	Early Voting	Election Day
Joe Pool	3	60.00%	0	1	2
Bonnie Lee Goldstein	2	40.00%	0	2	0
Total Votes Cast	5	100.00%	0	3	2
Overvotes	0		0	0	0
Undervotes	5		0	4	1

DEM Presiding Judge, Ct of Crim App

Vote For 1

	TOTAL	VOTE %	Absentee	Early Voting	Election Day
Holly Taylor	4	100.00%	0	2	2
Total Votes Cast	4	100.00%	0	2	2
Overvotes	0		0	0	0
Undervotes	6		0	5	1

Precinct 0081

DEM Judge, Ct of Crim App, PI 7

Vote For 1

	TOTAL	VOTE %	Absentee	Early Voting	Election Day
Nancy Mulder	5	100.00%	0	3	2
Total Votes Cast	5	100.00%	0	3	2
Overvotes	0		0	0	0
Undervotes	5		0	4	1

DEM Judge, Ct of Crim App, PI 8

Vote For 1

	TOTAL	VOTE %	Absentee	Early Voting	Election Day
Chika Anyiam	5	100.00%	0	2	3
Total Votes Cast	5	100.00%	0	2	3
Overvotes	0		0	0	0
Undervotes	5		0	5	0

DEM State Representative, Dist 6

Vote For 1

	TOTAL	VOTE %	Absentee	Early Voting	Election Day
Cody J Grace	6	100.00%	0	4	2
Total Votes Cast	6	100.00%	0	4	2
Overvotes	0		0	0	0
Undervotes	4		0	3	1

DEM County Commissioner Pct 3

Vote For 1

	TOTAL	VOTE %	Absentee	Early Voting	Election Day
Dave Hansen	0	0.00%	0	0	0
Edith Mayfield Wilson	6	100.00%	0	4	2
Total Votes Cast	6	100.00%	0	4	2
Overvotes	0		0	0	0
Undervotes	4		0	3	1

DEM County Chair

Vote For 1

	TOTAL	VOTE %	Absentee	Early Voting	Election Day
Hector Garza	6	100.00%	0	4	2
Total Votes Cast	6	100.00%	0	4	2
Overvotes	0		0	0	0
Undervotes	4		0	3	1

Precinct 0082

Statistics

	TOTAL	Absentee	Early Voting	Election Day
Registered Voters - Total	63			
Ballots Cast - Total	4	0	0	4
Ballots Cast - Republican Party	1	0	0	1
Ballots Cast - Democratic Party	3	0	0	3
Ballots Cast - Blank	0	0	0	0
Voter Turnout - Total	6.35%			
Voter Turnout - Republican Party	0.00%			
Voter Turnout - Democratic Party	0.00%			

REP President

Vote For 1

	TOTAL	VOTE %	Absentee	Early Voting	Election Day
Asa Hutchinson	0	0.00%	0	0	0
Donald J. Trump	1	100.00%	0	0	1
Ron DeSantis	0	0.00%	0	0	0
Vivek Ramaswamy	0	0.00%	0	0	0
David Stuckenberg	0	0.00%	0	0	0
Chris Christie	0	0.00%	0	0	0
Ryan L. Binkley	0	0.00%	0	0	0
Nikki Haley	0	0.00%	0	0	0
Uncommitted	0	0.00%	0	0	0
Total Votes Cast	1	100.00%	0	0	1
Overvotes	0		0	0	0
Undervotes	0		0	0	0

REP US Senator

Vote For 1

	TOTAL	VOTE %	Absentee	Early Voting	Election Day
R E (Rufus) Lopez	0	0.00%	0	0	0
Ted Cruz	1	100.00%	0	0	1
Holland "Redd" Gibson	0	0.00%	0	0	0
Total Votes Cast	1	100.00%	0	0	1
Overvotes	0		0	0	0
Undervotes	0		0	0	0

REP US Representative, Dist 1

Vote For 1

	TOTAL	VOTE %	Absentee	Early Voting	Election Day
Nathaniel Moran	1	100.00%	0	0	1
Total Votes Cast	1	100.00%	0	0	1
Overvotes	0		0	0	0
Undervotes	0		0	0	0

Precinct 0082

REP Railroad Commissioner

Vote For 1

	TOTAL	VOTE %	Absentee	Early Voting	Election Day
Corey Howell	1	100.00%	0	0	1
Petra Reyes	0	0.00%	0	0	0
Christie Clark	0	0.00%	0	0	0
James "Jim" Matlock	0	0.00%	0	0	0
Christi Craddick	0	0.00%	0	0	0
Total Votes Cast	1	100.00%	0	0	1
Overvotes	0		0	0	0
Undervotes	0		0	0	0

REP Justice, Supreme Court, PI 2

Vote For 1

	TOTAL	VOTE %	Absentee	Early Voting	Election Day
Jimmy Blacklock	1	100.00%	0	0	1
Total Votes Cast	1	100.00%	0	0	1
Overvotes	0		0	0	0
Undervotes	0		0	0	0

REP Justice, Supreme Court, PI 4

Vote For 1

	TOTAL	VOTE %	Absentee	Early Voting	Election Day
John Devine	0	0.00%	0	0	0
Brian Walker	1	100.00%	0	0	1
Total Votes Cast	1	100.00%	0	0	1
Overvotes	0		0	0	0
Undervotes	0		0	0	0

REP Justice, Supreme Court, PI 6

Vote For 1

	TOTAL	VOTE %	Absentee	Early Voting	Election Day
Jane Bland	1	100.00%	0	0	1
Total Votes Cast	1	100.00%	0	0	1
Overvotes	0		0	0	0
Undervotes	0		0	0	0

REP Presiding Judge, Ct of Crim App

Vote For 1

	TOTAL	VOTE %	Absentee	Early Voting	Election Day
David J. Schenck	1	100.00%	0	0	1
Sharon Keller	0	0.00%	0	0	0
Total Votes Cast	1	100.00%	0	0	1
Overvotes	0		0	0	0
Undervotes	0		0	0	0

Precinct 0082

REP Judge, Ct of Crim App, PI 7

Vote For 1

	TOTAL	VOTE %	Absentee	Early Voting	Election Day
Gina Parker	0	0.00%	0	0	0
Barbara Parker Hervey	1	100.00%	0	0	1
Total Votes Cast	1	100.00%	0	0	1
Overvotes	0		0	0	0
Undervotes	0		0	0	0

REP Judge, Ct of Crim App, PI 8

Vote For 1

	TOTAL	VOTE %	Absentee	Early Voting	Election Day
Lee Finley	1	100.00%	0	0	1
Michelle Slaughter	0	0.00%	0	0	0
Total Votes Cast	1	100.00%	0	0	1
Overvotes	0		0	0	0
Undervotes	0		0	0	0

REP State Representative, Dist 6

Vote For 1

	TOTAL	VOTE %	Absentee	Early Voting	Election Day
Daniel Alders	1	100.00%	0	0	1
Total Votes Cast	1	100.00%	0	0	1
Overvotes	0		0	0	0
Undervotes	0		0	0	0

REP Justice, 12th Ct of Appeals District, PI 3

Vote For 1

	TOTAL	VOTE %	Absentee	Early Voting	Election Day
Greg Neeley	1	100.00%	0	0	1
Total Votes Cast	1	100.00%	0	0	1
Overvotes	0		0	0	0
Undervotes	0		0	0	0

REP Dist Judge, 7th Judicial Dist

Vote For 1

	TOTAL	VOTE %	Absentee	Early Voting	Election Day
Kerry L. Russell	1	100.00%	0	0	1
Total Votes Cast	1	100.00%	0	0	1
Overvotes	0		0	0	0
Undervotes	0		0	0	0

Precinct 0082

REP Dist Judge, 114th Judicial Dist

Vote For 1

	TOTAL	VOTE %	Absentee	Early Voting	Election Day
Austin Reeve Jackson	1	100.00%	0	0	1
Total Votes Cast	1	100.00%	0	0	1
Overvotes	0		0	0	0
Undervotes	0		0	0	0

REP Dist Judge, 475th Judicial Dist

Vote For 1

	TOTAL	VOTE %	Absentee	Early Voting	Election Day
Taylor Heaton	1	100.00%	0	0	1
Total Votes Cast	1	100.00%	0	0	1
Overvotes	0		0	0	0
Undervotes	0		0	0	0

REP Judge, Co Court at Law No. 2, Unexp

Vote For 1

	TOTAL	VOTE %	Absentee	Early Voting	Election Day
Sara Maynard	0	0.00%	0	0	0
Amy McCullough	1	100.00%	0	0	1
Total Votes Cast	1	100.00%	0	0	1
Overvotes	0		0	0	0
Undervotes	0		0	0	0

REP Sheriff

Vote For 1

	TOTAL	VOTE %	Absentee	Early Voting	Election Day
Chris V Green	0	0.00%	0	0	0
Larry R. Smith	1	100.00%	0	0	1
Total Votes Cast	1	100.00%	0	0	1
Overvotes	0		0	0	0
Undervotes	0		0	0	0

REP County Tax Assessor-Collector

Vote For 1

	TOTAL	VOTE %	Absentee	Early Voting	Election Day
Gary B Barber	1	100.00%	0	0	1
Total Votes Cast	1	100.00%	0	0	1
Overvotes	0		0	0	0
Undervotes	0		0	0	0

Precinct 0082

REP County Commissioner Pct 3

Vote For 1

	TOTAL	VOTE %	Absentee	Early Voting	Election Day
Rusty Smith	1	100.00%	0	0	1
J. Scott Herod	0	0.00%	0	0	0
Terry Phillips	0	0.00%	0	0	0
Total Votes Cast	1	100.00%	0	0	1
Overvotes	0		0	0	0
Undervotes	0		0	0	0

REP Constable Pct 4

Vote For 1

	TOTAL	VOTE %	Absentee	Early Voting	Election Day
Josh Joplin	1	100.00%	0	0	1
Total Votes Cast	1	100.00%	0	0	1
Overvotes	0		0	0	0
Undervotes	0		0	0	0

REP County Chair

Vote For 1

	TOTAL	VOTE %	Absentee	Early Voting	Election Day
David Stein	0	0.00%	0	0	0
Kevin McCall	1	100.00%	0	0	1
Total Votes Cast	1	100.00%	0	0	1
Overvotes	0		0	0	0
Undervotes	0		0	0	0

REP Proposition 1

Vote For 1

	TOTAL	VOTE %	Absentee	Early Voting	Election Day
YES	1	100.00%	0	0	1
NO	0	0.00%	0	0	0
Total Votes Cast	1	100.00%	0	0	1
Overvotes	0		0	0	0
Undervotes	0		0	0	0

REP Proposition 2

Vote For 1

	TOTAL	VOTE %	Absentee	Early Voting	Election Day
YES	1	100.00%	0	0	1
NO	0	0.00%	0	0	0
Total Votes Cast	1	100.00%	0	0	1
Overvotes	0		0	0	0
Undervotes	0		0	0	0

Precinct 0082

REP Proposition 3

Vote For 1

	TOTAL	VOTE %	Absentee	Early Voting	Election Day
YES	1	100.00%	0	0	1
NO	0	0.00%	0	0	0
Total Votes Cast	1	100.00%	0	0	1
Overvotes	0		0	0	0
Undervotes	0		0	0	0

REP Proposition 4

Vote For 1

	TOTAL	VOTE %	Absentee	Early Voting	Election Day
YES	1	100.00%	0	0	1
NO	0	0.00%	0	0	0
Total Votes Cast	1	100.00%	0	0	1
Overvotes	0		0	0	0
Undervotes	0		0	0	0

REP Proposition 5

Vote For 1

	TOTAL	VOTE %	Absentee	Early Voting	Election Day
YES	1	100.00%	0	0	1
NO	0	0.00%	0	0	0
Total Votes Cast	1	100.00%	0	0	1
Overvotes	0		0	0	0
Undervotes	0		0	0	0

REP Proposition 6

Vote For 1

	TOTAL	VOTE %	Absentee	Early Voting	Election Day
YES	1	100.00%	0	0	1
NO	0	0.00%	0	0	0
Total Votes Cast	1	100.00%	0	0	1
Overvotes	0		0	0	0
Undervotes	0		0	0	0

REP Proposition 7

Vote For 1

	TOTAL	VOTE %	Absentee	Early Voting	Election Day
YES	1	100.00%	0	0	1
NO	0	0.00%	0	0	0
Total Votes Cast	1	100.00%	0	0	1
Overvotes	0		0	0	0
Undervotes	0		0	0	0

Precinct 0082

REP Proposition 8

Vote For 1

	TOTAL	VOTE %	Absentee	Early Voting	Election Day
YES	1	100.00%	0	0	1
NO	0	0.00%	0	0	0
Total Votes Cast	1	100.00%	0	0	1
Overvotes	0		0	0	0
Undervotes	0		0	0	0

REP Proposition 9

Vote For 1

	TOTAL	VOTE %	Absentee	Early Voting	Election Day
YES	0	0.00%	0	0	0
NO	1	100.00%	0	0	1
Total Votes Cast	1	100.00%	0	0	1
Overvotes	0		0	0	0
Undervotes	0		0	0	0

REP Proposition 10

Vote For 1

	TOTAL	VOTE %	Absentee	Early Voting	Election Day
YES	1	100.00%	0	0	1
NO	0	0.00%	0	0	0
Total Votes Cast	1	100.00%	0	0	1
Overvotes	0		0	0	0
Undervotes	0		0	0	0

REP Proposition 11

Vote For 1

	TOTAL	VOTE %	Absentee	Early Voting	Election Day
YES	1	100.00%	0	0	1
NO	0	0.00%	0	0	0
Total Votes Cast	1	100.00%	0	0	1
Overvotes	0		0	0	0
Undervotes	0		0	0	0

REP Proposition 12

Vote For 1

	TOTAL	VOTE %	Absentee	Early Voting	Election Day
YES	1	100.00%	0	0	1
NO	0	0.00%	0	0	0
Total Votes Cast	1	100.00%	0	0	1
Overvotes	0		0	0	0
Undervotes	0		0	0	0

Precinct 0082

REP Proposition 13

Vote For 1

	TOTAL	VOTE %	Absentee	Early Voting	Election Day
YES	1	100.00%	0	0	1
NO	0	0.00%	0	0	0
Total Votes Cast	1	100.00%	0	0	1
Overvotes	0		0	0	0
Undervotes	0		0	0	0

DEM President

Vote For 1

	TOTAL	VOTE %	Absentee	Early Voting	Election Day
Gabriel A. Cornejo	0	0.00%	0	0	0
Joseph R. Biden Jr.	3	100.00%	0	0	3
Star Locke	0	0.00%	0	0	0
Dean Phillips	0	0.00%	0	0	0
Armando "Mando" Perez-Serrato	0	0.00%	0	0	0
Marianne Williamson	0	0.00%	0	0	0
Frankie Lozada	0	0.00%	0	0	0
Cenk Uygur	0	0.00%	0	0	0
Total Votes Cast	3	100.00%	0	0	3
Overvotes	0		0	0	0
Undervotes	0		0	0	0

DEM US Senator

Vote For 1

	TOTAL	VOTE %	Absentee	Early Voting	Election Day
Carl Oscar Sherman	1	33.33%	0	0	1
Meri Gomez	0	0.00%	0	0	0
Heli Rodriguez Prilliman	0	0.00%	0	0	0
Colin Allred	2	66.67%	0	0	2
Roland Gutierrez	0	0.00%	0	0	0
A. "Robert" Hassan	0	0.00%	0	0	0
Steven J. Keough	0	0.00%	0	0	0
Thierry Tchenko	0	0.00%	0	0	0
Mark Gonzalez	0	0.00%	0	0	0
Total Votes Cast	3	100.00%	0	0	3
Overvotes	0		0	0	0
Undervotes	0		0	0	0

Precinct 0082

DEM Railroad Commissioner

Vote For 1

	TOTAL	VOTE %	Absentee	Early Voting	Election Day
Katherine Culbert	2	66.67%	0	0	2
Bill Burch	1	33.33%	0	0	1
Total Votes Cast	3	100.00%	0	0	3
Overvotes	0		0	0	0
Undervotes	0		0	0	0

DEM Justice, Supreme Court, PI 2

Vote For 1

	TOTAL	VOTE %	Absentee	Early Voting	Election Day
DaSean Jones	1	50.00%	0	0	1
Randy Sarosdy	1	50.00%	0	0	1
Total Votes Cast	2	100.00%	0	0	2
Overvotes	0		0	0	0
Undervotes	1		0	0	1

DEM Justice, Supreme Court, PI 4

Vote For 1

	TOTAL	VOTE %	Absentee	Early Voting	Election Day
Christine Vinh Weems	2	100.00%	0	0	2
Total Votes Cast	2	100.00%	0	0	2
Overvotes	0		0	0	0
Undervotes	1		0	0	1

DEM Justice, Supreme Court, PI 6

Vote For 1

	TOTAL	VOTE %	Absentee	Early Voting	Election Day
Joe Pool	2	66.67%	0	0	2
Bonnie Lee Goldstein	1	33.33%	0	0	1
Total Votes Cast	3	100.00%	0	0	3
Overvotes	0		0	0	0
Undervotes	0		0	0	0

DEM Presiding Judge, Ct of Crim App

Vote For 1

	TOTAL	VOTE %	Absentee	Early Voting	Election Day
Holly Taylor	2	100.00%	0	0	2
Total Votes Cast	2	100.00%	0	0	2
Overvotes	0		0	0	0
Undervotes	1		0	0	1

Precinct 0082

DEM Judge, Ct of Crim App, PI 7

Vote For 1

	TOTAL	VOTE %	Absentee	Early Voting	Election Day
Nancy Mulder	2	100.00%	0	0	2
Total Votes Cast	2	100.00%	0	0	2
Overvotes	0		0	0	0
Undervotes	1		0	0	1

DEM Judge, Ct of Crim App, PI 8

Vote For 1

	TOTAL	VOTE %	Absentee	Early Voting	Election Day
Chika Anyiam	2	100.00%	0	0	2
Total Votes Cast	2	100.00%	0	0	2
Overvotes	0		0	0	0
Undervotes	1		0	0	1

DEM State Representative, Dist 6

Vote For 1

	TOTAL	VOTE %	Absentee	Early Voting	Election Day
Cody J Grace	2	100.00%	0	0	2
Total Votes Cast	2	100.00%	0	0	2
Overvotes	0		0	0	0
Undervotes	1		0	0	1

DEM County Commissioner Pct 3

Vote For 1

	TOTAL	VOTE %	Absentee	Early Voting	Election Day
Dave Hansen	1	33.33%	0	0	1
Edith Mayfield Wilson	2	66.67%	0	0	2
Total Votes Cast	3	100.00%	0	0	3
Overvotes	0		0	0	0
Undervotes	0		0	0	0

DEM County Chair

Vote For 1

	TOTAL	VOTE %	Absentee	Early Voting	Election Day
Hector Garza	2	100.00%	0	0	2
Total Votes Cast	2	100.00%	0	0	2
Overvotes	0		0	0	0
Undervotes	1		0	0	1

Precinct 0085

Statistics

	TOTAL	Absentee	Early Voting	Election Day
Registered Voters - Total	1,147			
Ballots Cast - Total	377	11	228	138
Ballots Cast - Republican Party	356	9	217	130
Ballots Cast - Democratic Party	21	2	11	8
Ballots Cast - Blank	0	0	0	0
Voter Turnout - Total	32.87%			
Voter Turnout - Republican Party	0.00%			
Voter Turnout - Democratic Party	0.00%			

REP President

Vote For 1

	TOTAL	VOTE %	Absentee	Early Voting	Election Day
Asa Hutchinson	2	0.56%	0	2	0
Donald J. Trump	307	86.24%	4	184	119
Ron DeSantis	7	1.97%	1	3	3
Vivek Ramaswamy	1	0.28%	0	0	1
David Stuckenberg	0	0.00%	0	0	0
Chris Christie	0	0.00%	0	0	0
Ryan L. Binkley	0	0.00%	0	0	0
Nikki Haley	37	10.39%	4	27	6
Uncommitted	2	0.56%	0	1	1
Total Votes Cast	356	100.00%	9	217	130
Overvotes	0		0	0	0
Undervotes	0		0	0	0

REP US Senator

Vote For 1

	TOTAL	VOTE %	Absentee	Early Voting	Election Day
R E (Rufus) Lopez	7	2.01%	0	3	4
Ted Cruz	330	94.83%	8	202	120
Holland "Redd" Gibson	11	3.16%	1	8	2
Total Votes Cast	348	100.00%	9	213	126
Overvotes	0		0	0	0
Undervotes	8		0	4	4

REP US Representative, Dist 1

Vote For 1

	TOTAL	VOTE %	Absentee	Early Voting	Election Day
Nathaniel Moran	274	100.00%	8	179	87
Total Votes Cast	274	100.00%	8	179	87
Overvotes	0		0	0	0
Undervotes	82		1	38	43

Precinct 0085

REP Railroad Commissioner

Vote For 1

	TOTAL	VOTE %	Absentee	Early Voting	Election Day
Corey Howell	36	12.72%	3	18	15
Petra Reyes	6	2.12%	0	3	3
Christie Clark	32	11.31%	0	21	11
James "Jim" Matlock	62	21.91%	5	31	26
Christi Craddick	147	51.94%	0	107	40
Total Votes Cast	283	100.00%	8	180	95
Overvotes	0		0	0	0
Undervotes	73		1	37	35

REP Justice, Supreme Court, PI 2

Vote For 1

	TOTAL	VOTE %	Absentee	Early Voting	Election Day
Jimmy Blacklock	255	100.00%	8	164	83
Total Votes Cast	255	100.00%	8	164	83
Overvotes	0		0	0	0
Undervotes	101		1	53	47

REP Justice, Supreme Court, PI 4

Vote For 1

	TOTAL	VOTE %	Absentee	Early Voting	Election Day
John Devine	162	59.78%	2	109	51
Brian Walker	109	40.22%	6	64	39
Total Votes Cast	271	100.00%	8	173	90
Overvotes	0		0	0	0
Undervotes	85		1	44	40

REP Justice, Supreme Court, PI 6

Vote For 1

	TOTAL	VOTE %	Absentee	Early Voting	Election Day
Jane Bland	240	100.00%	8	156	76
Total Votes Cast	240	100.00%	8	156	76
Overvotes	0		0	0	0
Undervotes	116		1	61	54

REP Presiding Judge, Ct of Crim App

Vote For 1

	TOTAL	VOTE %	Absentee	Early Voting	Election Day
David J. Schenck	199	70.57%	6	129	64
Sharon Keller	83	29.43%	2	47	34
Total Votes Cast	282	100.00%	8	176	98
Overvotes	0		0	0	0
Undervotes	74		1	41	32

Precinct 0085

REP Judge, Ct of Crim App, PI 7

Vote For 1

	TOTAL	VOTE %	Absentee	Early Voting	Election Day
Gina Parker	203	74.91%	6	124	73
Barbara Parker Hervey	68	25.09%	2	47	19
Total Votes Cast	271	100.00%	8	171	92
Overvotes	0		0	0	0
Undervotes	85		1	46	38

REP Judge, Ct of Crim App, PI 8

Vote For 1

	TOTAL	VOTE %	Absentee	Early Voting	Election Day
Lee Finley	144	56.47%	4	87	53
Michelle Slaughter	111	43.53%	4	71	36
Total Votes Cast	255	100.00%	8	158	89
Overvotes	0		0	0	0
Undervotes	101		1	59	41

REP State Representative, Dist 5

Vote For 1

	TOTAL	VOTE %	Absentee	Early Voting	Election Day
Jeff Fletcher	87	27.27%	1	51	35
Cole Hefner	211	66.14%	8	138	65
Dewey Collier	21	6.58%	0	12	9
Total Votes Cast	319	100.00%	9	201	109
Overvotes	0		0	0	0
Undervotes	37		0	16	21

REP Justice, 12th Ct of Appeals District, PI 3

Vote For 1

	TOTAL	VOTE %	Absentee	Early Voting	Election Day
Greg Neeley	253	100.00%	8	160	85
Total Votes Cast	253	100.00%	8	160	85
Overvotes	0		0	0	0
Undervotes	103		1	57	45

REP Dist Judge, 7th Judicial Dist

Vote For 1

	TOTAL	VOTE %	Absentee	Early Voting	Election Day
Kerry L. Russell	256	100.00%	7	163	86
Total Votes Cast	256	100.00%	7	163	86
Overvotes	0		0	0	0
Undervotes	100		2	54	44

Precinct 0085

REP Dist Judge, 114th Judicial Dist

Vote For 1

	TOTAL	VOTE %	Absentee	Early Voting	Election Day
Austin Reeve Jackson	256	100.00%	7	163	86
Total Votes Cast	256	100.00%	7	163	86
Overvotes	0		0	0	0
Undervotes	100		2	54	44

REP Dist Judge, 475th Judicial Dist

Vote For 1

	TOTAL	VOTE %	Absentee	Early Voting	Election Day
Taylor Heaton	254	100.00%	7	162	85
Total Votes Cast	254	100.00%	7	162	85
Overvotes	0		0	0	0
Undervotes	102		2	55	45

REP Judge, Co Court at Law No. 2, Unexp

Vote For 1

	TOTAL	VOTE %	Absentee	Early Voting	Election Day
Sara Maynard	179	61.30%	6	110	63
Amy McCullough	113	38.70%	2	79	32
Total Votes Cast	292	100.00%	8	189	95
Overvotes	0		0	0	0
Undervotes	64		1	28	35

REP Sheriff

Vote For 1

	TOTAL	VOTE %	Absentee	Early Voting	Election Day
Chris V Green	121	36.78%	0	71	50
Larry R. Smith	208	63.22%	9	135	64
Total Votes Cast	329	100.00%	9	206	114
Overvotes	0		0	0	0
Undervotes	27		0	11	16

REP County Tax Assessor-Collector

Vote For 1

	TOTAL	VOTE %	Absentee	Early Voting	Election Day
Gary B Barber	281	100.00%	8	182	91
Total Votes Cast	281	100.00%	8	182	91
Overvotes	0		0	0	0
Undervotes	75		1	35	39

Precinct 0085

REP County Commissioner Pct 3

Vote For 1

	TOTAL	VOTE %	Absentee	Early Voting	Election Day
Rusty Smith	63	20.66%	1	36	26
J. Scott Herod	125	40.98%	1	78	46
Terry Phillips	117	38.36%	7	80	30
Total Votes Cast	305	100.00%	9	194	102
Overvotes	0		0	0	0
Undervotes	51		0	23	28

REP Constable Pct 5

Vote For 1

	TOTAL	VOTE %	Absentee	Early Voting	Election Day
Wesley Hicks	275	100.00%	8	177	90
Total Votes Cast	275	100.00%	8	177	90
Overvotes	0		0	0	0
Undervotes	81		1	40	40

REP County Chair

Vote For 1

	TOTAL	VOTE %	Absentee	Early Voting	Election Day
David Stein	150	60.24%	6	103	41
Kevin McCall	99	39.76%	3	57	39
Total Votes Cast	249	100.00%	9	160	80
Overvotes	0		0	0	0
Undervotes	107		0	57	50

REP Proposition 1

Vote For 1

	TOTAL	VOTE %	Absentee	Early Voting	Election Day
YES	292	84.39%	7	178	107
NO	54	15.61%	2	32	20
Total Votes Cast	346	100.00%	9	210	127
Overvotes	0		0	0	0
Undervotes	10		0	7	3

REP Proposition 2

Vote For 1

	TOTAL	VOTE %	Absentee	Early Voting	Election Day
YES	339	96.58%	9	206	124
NO	12	3.42%	0	10	2
Total Votes Cast	351	100.00%	9	216	126
Overvotes	0		0	0	0
Undervotes	5		0	1	4

Precinct 0085

REP Proposition 3

Vote For 1

	TOTAL	VOTE %	Absentee	Early Voting	Election Day
YES	329	94.00%	9	200	120
NO	21	6.00%	0	14	7
Total Votes Cast	350	100.00%	9	214	127
Overvotes	0		0	0	0
Undervotes	6		0	3	3

REP Proposition 4

Vote For 1

	TOTAL	VOTE %	Absentee	Early Voting	Election Day
YES	320	91.95%	9	194	117
NO	28	8.05%	0	20	8
Total Votes Cast	348	100.00%	9	214	125
Overvotes	0		0	0	0
Undervotes	8		0	3	5

REP Proposition 5

Vote For 1

	TOTAL	VOTE %	Absentee	Early Voting	Election Day
YES	316	91.07%	8	191	117
NO	31	8.93%	1	21	9
Total Votes Cast	347	100.00%	9	212	126
Overvotes	0		0	0	0
Undervotes	9		0	5	4

REP Proposition 6

Vote For 1

	TOTAL	VOTE %	Absentee	Early Voting	Election Day
YES	299	88.72%	8	183	108
NO	38	11.28%	1	24	13
Total Votes Cast	337	100.00%	9	207	121
Overvotes	0		0	0	0
Undervotes	19		0	10	9

REP Proposition 7

Vote For 1

	TOTAL	VOTE %	Absentee	Early Voting	Election Day
YES	274	84.31%	7	165	102
NO	51	15.69%	2	35	14
Total Votes Cast	325	100.00%	9	200	116
Overvotes	0		0	0	0
Undervotes	31		0	17	14

Precinct 0085

REP Proposition 8

Vote For 1

	TOTAL	VOTE %	Absentee	Early Voting	Election Day
YES	336	96.00%	7	205	124
NO	14	4.00%	2	11	1
Total Votes Cast	350	100.00%	9	216	125
Overvotes	0		0	0	0
Undervotes	6		0	1	5

REP Proposition 9

Vote For 1

	TOTAL	VOTE %	Absentee	Early Voting	Election Day
YES	275	81.36%	5	167	103
NO	63	18.64%	3	42	18
Total Votes Cast	338	100.00%	8	209	121
Overvotes	0		0	0	0
Undervotes	18		1	8	9

REP Proposition 10

Vote For 1

	TOTAL	VOTE %	Absentee	Early Voting	Election Day
YES	327	95.61%	9	198	120
NO	15	4.39%	0	13	2
Total Votes Cast	342	100.00%	9	211	122
Overvotes	0		0	0	0
Undervotes	14		0	6	8

REP Proposition 11

Vote For 1

	TOTAL	VOTE %	Absentee	Early Voting	Election Day
YES	287	82.47%	6	176	105
NO	61	17.53%	3	39	19
Total Votes Cast	348	100.00%	9	215	124
Overvotes	0		0	0	0
Undervotes	8		0	2	6

REP Proposition 12

Vote For 1

	TOTAL	VOTE %	Absentee	Early Voting	Election Day
YES	345	97.73%	9	208	128
NO	8	2.27%	0	8	0
Total Votes Cast	353	100.00%	9	216	128
Overvotes	0		0	0	0
Undervotes	3		0	1	2

Precinct 0085

REP Proposition 13

Vote For 1

	TOTAL	VOTE %	Absentee	Early Voting	Election Day
YES	340	96.87%	9	204	127
NO	11	3.13%	0	10	1
Total Votes Cast	351	100.00%	9	214	128
Overvotes	0		0	0	0
Undervotes	5		0	3	2

DEM President

Vote For 1

	TOTAL	VOTE %	Absentee	Early Voting	Election Day
Gabriel A. Cornejo	0	0.00%	0	0	0
Joseph R. Biden Jr.	19	90.48%	2	10	7
Star Locke	0	0.00%	0	0	0
Dean Phillips	2	9.52%	0	1	1
Armando "Mando" Perez-Serrato	0	0.00%	0	0	0
Marianne Williamson	0	0.00%	0	0	0
Frankie Lozada	0	0.00%	0	0	0
Cenk Uygur	0	0.00%	0	0	0
Total Votes Cast	21	100.00%	2	11	8
Overvotes	0		0	0	0
Undervotes	0		0	0	0

DEM US Senator

Vote For 1

	TOTAL	VOTE %	Absentee	Early Voting	Election Day
Carl Oscar Sherman	0	0.00%	0	0	0
Meri Gomez	4	20.00%	0	3	1
Heli Rodriguez Prilliman	1	5.00%	0	1	0
Colin Allred	9	45.00%	2	4	3
Roland Gutierrez	5	25.00%	0	2	3
A. "Robert" Hassan	0	0.00%	0	0	0
Steven J. Keough	0	0.00%	0	0	0
Thierry Tchenko	0	0.00%	0	0	0
Mark Gonzalez	1	5.00%	0	1	0
Total Votes Cast	20	100.00%	2	11	7
Overvotes	0		0	0	0
Undervotes	1		0	0	1

Precinct 0085

DEM Railroad Commissioner

Vote For 1

	TOTAL	VOTE %	Absentee	Early Voting	Election Day
Katherine Culbert	16	84.21%	2	10	4
Bill Burch	3	15.79%	0	1	2
Total Votes Cast	19	100.00%	2	11	6
Overvotes	0		0	0	0
Undervotes	2		0	0	2

DEM Justice, Supreme Court, PI 2

Vote For 1

	TOTAL	VOTE %	Absentee	Early Voting	Election Day
DaSean Jones	10	55.56%	1	6	3
Randy Sarosdy	8	44.44%	1	4	3
Total Votes Cast	18	100.00%	2	10	6
Overvotes	0		0	0	0
Undervotes	3		0	1	2

DEM Justice, Supreme Court, PI 4

Vote For 1

	TOTAL	VOTE %	Absentee	Early Voting	Election Day
Christine Vinh Weems	19	100.00%	2	11	6
Total Votes Cast	19	100.00%	2	11	6
Overvotes	0		0	0	0
Undervotes	2		0	0	2

DEM Justice, Supreme Court, PI 6

Vote For 1

	TOTAL	VOTE %	Absentee	Early Voting	Election Day
Joe Pool	5	26.32%	1	2	2
Bonnie Lee Goldstein	14	73.68%	1	9	4
Total Votes Cast	19	100.00%	2	11	6
Overvotes	0		0	0	0
Undervotes	2		0	0	2

DEM Presiding Judge, Ct of Crim App

Vote For 1

	TOTAL	VOTE %	Absentee	Early Voting	Election Day
Holly Taylor	19	100.00%	2	11	6
Total Votes Cast	19	100.00%	2	11	6
Overvotes	0		0	0	0
Undervotes	2		0	0	2

Precinct 0085

DEM Judge, Ct of Crim App, PI 7

Vote For 1

	TOTAL	VOTE %	Absentee	Early Voting	Election Day
Nancy Mulder	19	100.00%	2	11	6
Total Votes Cast	19	100.00%	2	11	6
Overvotes	0		0	0	0
Undervotes	2		0	0	2

DEM Judge, Ct of Crim App, PI 8

Vote For 1

	TOTAL	VOTE %	Absentee	Early Voting	Election Day
Chika Anyiam	19	100.00%	2	11	6
Total Votes Cast	19	100.00%	2	11	6
Overvotes	0		0	0	0
Undervotes	2		0	0	2

DEM County Commissioner Pct 3

Vote For 1

	TOTAL	VOTE %	Absentee	Early Voting	Election Day
Dave Hansen	6	31.58%	0	3	3
Edith Mayfield Wilson	13	68.42%	2	8	3
Total Votes Cast	19	100.00%	2	11	6
Overvotes	0		0	0	0
Undervotes	2		0	0	2

DEM County Chair

Vote For 1

	TOTAL	VOTE %	Absentee	Early Voting	Election Day
Hector Garza	18	100.00%	2	10	6
Total Votes Cast	18	100.00%	2	10	6
Overvotes	0		0	0	0
Undervotes	3		0	1	2